

Eightieth Legislature

Text of Conference Committee Report House Bill No. 1, Regular Session (General Appropriations Act)



**STATE OF TEXAS
2007**

Editor's Note: House Bill No. 1 Conference Committee Report (Eightieth Legislature, Regular Session) appropriation figures have been adjusted in this publication to incorporate certain Article IX (General Provisions) appropriations into relevant agency bill patterns, as well as Governor's vetoes, House Bill No. 2 (Eightieth Legislature, Regular Session), House Bill No. 15 (Eightieth Legislature, Regular Session), and other miscellaneous bills. Conforming changes to agency riders and informational items have also been made. Complete copies of legislation affecting House Bill No. 1 can be found at www.capitol.state.tx.us

CONFERENCE COMMITTEE REPORT FORM

Austin, Texas

May 25, 2007


Date


Honorable David Dewhurst
President of the Senate

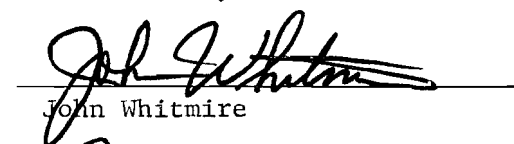
Honorable Tom Craddick
Speaker of the House of Representatives


Sirs:


We, Your Conference Committee, appointed to adjust the differences between the Senate and the House of Representatives on House Bill 1 have had the same under consideration, and beg to report it back with the recommendation that it do pass in the form and text hereto attached.


Steve Ogden



Judith Zaffirini



John Whitmire



Robert Duncan



On the part of the Senate
Tommy Williams


Warren Chisum


Ryan Guillen


Sylvester Turner


Lois Kolihorst


On the part of the House
Dan Gattis

Note to Conference Committee Clerk:

Please type the names of the members of the Conference Committee under the lines provided for signature. Those members desiring to sign the report should sign each of the six copies. Attach a copy of the Conference Committee Report and a Section by Section side by side comparison to each of the six reporting forms. The original and two copies are filed in house of origin of the bill, and three copies in the other house.

TABLE OF CONTENTS

RECAPITULATION - ALL ARTICLES..... xiv

ARTICLE I - GENERAL GOVERNMENT

Arts, Commission on the I-1

Attorney General, Office of the I-4

Bond Review Board..... I-12

Cancer Council I-14

Comptroller of Public Accounts I-16

 Fiscal Programs - Comptroller of Public Accounts I-22

Informational Listing of Funds Appropriated to the Comptroller
 for Social Security and BRP I-26

Emergency Communications, Commission on State..... I-27

Employees Retirement System I-30

Ethics Commission, Texas..... I-34

Facilities Commission..... I-36

Finance Authority, Public..... I-44

Fire Fighters- Pension Commissioner I-48

Governor, Office of the..... I-50

Trusted Programs within the Office of the Governor I-51

Historical Commission I-60

Information Resources, Department of..... I-66

Library & Archives Commission..... I-71

Pension Review Board..... I-76

Preservation Board..... I-77

Risk Management, State Office of..... I-80

Workers- Compensation Payments I-81

Secretary of State..... I-82

State-Federal Relations, Office of I-86

Veterans Commission I-88

Retirement and Group Insurance I-91

Social Security and Benefit Replacement Pay..... I-91

Bond Debt Service Payments I-92

Lease Payments I-92

Recapitulation - Article I - General Revenue I-93

Recapitulation - Article I - General Revenue - Dedicated..... I-94

Recapitulation - Article I - Federal Funds I-95

Recapitulation - Article I - Other Funds I-96

Recapitulation - Article I - All Funds I-97

ARTICLE II - HEALTH AND HUMAN SERVICES

Aging and Disability Services, Department of II-1

Assistive and Rehabilitative Services, Department of..... II-17

Family and Protective Services, Department of II-28

State Health Services, Department of II-41

Health and Human Services Commission..... II-68

Retirement and Group Insurance II-89

Social Security and Benefit Replacement Pay..... II-90

Bond Debt Service Payments II-90

Lease Payments II-91

Special Provisions Relating to All Health and Human Services Agencies..... II-91

 Night Shift and Weekend Differential II-91

 Services to Employees II-92

 Charges to Employees and Guests II-92

 New or Additional Facilities II-92

 Revolving Petty Cash Funds..... II-92

 Disposition of State Funds Available Resulting from Federal Match Ratio Change..... II-92

 Costs Related to Co-location of Services and to Inter-agency Sharing of Support
 Functions and Services II-93

 Contracts for Purchase of Client Services..... II-93

 Attorney General Representation..... II-94

 Medicaid Managed Care Contracts II-94

TABLE OF CONTENTS

(Continued)

Limitations on Transfer Authority	II-94
Payment for Compensatory Time	II-95
Access to Health Care Services.....	II-95
Medicaid Informational Rider.....	II-95
Caseload and Expenditure Reporting Requirements.....	II-96
Rate Analysis and Reporting Requirements	II-97
Audit of Medicaid Funds	II-98
Mental Health (MH) and Mental Retardation (MR) Collections for Patient Support and Maintenance	II-98
General Revenue Funds for Medicaid Mental Health and Mental Retardation Services.....	II-99
Mental Health (MH) and Mental Retardation (MR) Appropriated Receipts	II-102
Texas Capital Trust Fund Account No. 543	II-103
Mental Health (MH) and Mental Retardation (MR) Medicare Receipts	II-103
Cash Flow Contingency	II-104
Community Mental Health and Mental Retardation Centers.....	II-104
Medicaid and Medicare Collections.....	II-104
Surplus Property.....	II-104
Employee Meals.....	II-104
Maximum Security Salaries	II-104
Fire Prevention and Safety	II-105
Patient or Client Assistance	II-105
Barber and Cosmetology Services	II-105
Language Interpreter Services	II-105
State-Owned Housing	II-105
Collection of Fees from the Copyright of Training Materials and Patent of Technologies Developed.....	II-105
Professional Trainees and Interns	II-106
Limit on Spending New Generation Medication Funds	II-106
Purchasing of Medication	II-106
Donations from Individuals, Community Groups and Volunteer Services Councils	II-106
Contracted Medical Services	II-107
Efficiencies at Local Mental Health and Mental Retardation Authorities	II-107
Equal Opportunity Principles in Contracting for Social Services.....	II-107
Funding Reduction.....	II-107
Transfers of Funds for Consolidated Support Services.....	II-107
Exemption of Federal Funds from Article IX, Capital Budget Provisions	II-108
Unexpended Balances: General Revenue for Medicaid.....	II-108
Appropriation of Receipts: Civil Monetary Damages and Penalties	II-108
Reporting Requirements Related to Consumer-directed Services and Service Responsibility Option	II-108
Contingent Appropriation of Medicare Part D Savings.....	II-109
Financial Monitoring of Community MHMR Centers	II-109
Provision of Services for Individuals with Traumatic Brain Injury and Spinal Cord Injury through Medicaid	II-110
Restriction on Use of Funds for HPV Vaccine	II-111
Federal Minimum Wage Increase	II-111
Waiting and Interest List.....	II-111
Long Term Care Services under Medical Assistance Program.....	II-112
Allocation of Information Technology Funding.....	II-112
Information on Funding Provided for Rate Enhancements.....	II-113
Breast and Cervical Cancer Control Program.....	II-114
Recapitulation - Article II - General Revenue	II-115
Recapitulation - Article II - General Revenue - Dedicated.....	II-116
Recapitulation - Article II - Federal Funds.....	II-117
Recapitulation - Article II - Other Funds.....	II-118
Recapitulation - Article II - All Funds.....	II-119

ARTICLE III - EDUCATION

Education Agency, Texas	III-1
Blind and Visually Impaired, School for the	III-25
Deaf, School for the.....	III-28
Special Provisions for the School for the Blind and Visually Impaired / School for the Deaf.....	III-31
Services to Employees	III-31
Emoluments	III-31

TABLE OF CONTENTS

(Continued)

Appropriation of Funds	III-31
Certification and Appropriation of Medicaid Reimbursement	III-32
Payments by School Districts	III-32
Consideration for Grants from the Texas Education Agency	III-32
Teacher Retirement System	III-32
Optional Retirement Program	III-36
Group Insurance Contributions, Higher Education Employees	III-38
Higher Education Coordinating Board	III-42
Higher Education Fund	III-58
The University of Texas System Administration	III-59
Available University Fund	III-61
The University of Texas at Arlington	III-62
The University of Texas at Austin	III-64
The University of Texas at Dallas	III-67
The University of Texas at El Paso	III-69
The University of Texas - Pan American	III-72
The University of Texas at Brownsville	III-74
The University of Texas of the Permian Basin	III-76
The University of Texas at San Antonio	III-78
The University of Texas at Tyler	III-80
Texas A&M University System Administrative and General Offices	III-82
Texas A&M University	III-84
Texas A&M University at Galveston	III-86
Prairie View A&M University	III-88
Tarleton State University	III-91
Texas A&M University - Corpus Christi	III-93
Texas A&M University - Kingsville	III-95
Texas A&M International University	III-97
West Texas A&M University	III-99
Texas A&M University - Commerce	III-101
Texas A&M University - Texarkana	III-103
University of Houston System Administration	III-105
University of Houston	III-107
University of Houston - Clear Lake	III-109
University of Houston - Downtown	III-111
University of Houston - Victoria	III-113
Midwestern State University	III-114
University of North Texas System Administration	III-116
University of North Texas	III-118
Stephen F. Austin State University	III-120
Texas Southern University	III-123
Texas Tech University System Administration	III-126
Texas Tech University	III-127
Angelo State University	III-129
Texas Woman-s University	III-131
Texas State University System	III-133
Lamar University	III-135
Lamar Institute of Technology	III-137
Lamar State College - Orange	III-138
Lamar State College - Port Arthur	III-140
Sam Houston State University	III-142
Texas State University - San Marcos	III-144
Sul Ross State University	III-146
Sul Ross State University Rio Grande College	III-148
The University of Texas Southwestern Medical Center at Dallas	III-150
The University of Texas Medical Branch at Galveston	III-153
The University of Texas Health Science Center at Houston	III-157
The University of Texas Health Science Center at San Antonio	III-160
The University of Texas M. D. Anderson Cancer Center	III-163
The University of Texas Health Center at Tyler	III-167
Texas A&M University System Health Science Center	III-170
University of North Texas Health Science Center at Fort Worth	III-173
Texas Tech University Health Sciences Center	III-177
Public Community/Junior Colleges	III-182
Texas State Technical College System Administration	III-190
Texas State Technical College - Harlingen	III-192

TABLE OF CONTENTS

(Continued)

Texas State Technical College - West Texas	III-193
Texas State Technical College - Marshall	III-195
Texas State Technical College - Waco	III-196
Special Provisions Relating Only to Components of Texas State Technical College	III-198
Expenditure of Educational and General Funds	III-198
Financial Records	III-198
Enrollment Records and Reports	III-198
Certification of Compliance	III-199
Approved Geographic Locations	III-199
Temporary Special Courses	III-199
Aircraft Pilot Training Programs	III-199
Approval of Plans by Foundations	III-199
Audit of Base Contact Hours	III-199
Campus President Salaries	III-200
Chancellor Salary	III-200
Flight Log Reporting Requirements	III-200
Texas Agricultural Experiment Station	III-200
Texas Cooperative Extension	III-203
Texas Engineering Experiment Station	III-207
Texas Transportation Institute	III-209
Texas Engineering Extension Service	III-211
Texas Forest Service	III-213
Texas Veterinary Medical Diagnostic Laboratory	III-217
Retirement and Group Insurance	III-218
Social Security and Benefit Replacement Pay	III-218
Bond Debt Service Payments	III-219
Lease Payments	III-220
Special Provisions Relating Only to State Agencies of Higher Education	III-220
Local Funds Appropriated	III-220
Definition of Terms	III-220
Transfer Provisions	III-221
Salary and Benefit Provisions	III-222
Expenditure Provisions	III-223
Recruitment of Students	III-225
Television Stations Prohibited	III-225
Intercollegiate Athletics	III-226
Prohibition Against Additional Museums	III-226
Method of Financing Scholarships	III-226
Use of Educational and General Funds for Alumni Activities Prohibited	III-226
Limitation of Nonresident Enrollment in Certain State-supported Professional Schools	III-226
Off-campus Instruction	III-227
Medical School Enrollment	III-227
Tuition and Other Educational and General Local Fee Collection	III-227
Compliance with Uniform Recruitment and Retention Strategy	III-228
Formula Variable and Educational and General Income Audits	III-228
System Offices Funding Authorized	III-228
Annual Reports of Health Related Institutions Practice Plans	III-228
Self-insurance Funds	III-228
Un-sponsored Charity Care Reporting Requirement	III-228
County Indigent Care Contracts	III-229
Ethics Policy	III-230
Driscoll Children's Hospital	III-230
Participation in Drug Development Research Projects	III-230
Post Tenure Review	III-230
General Academic Funding	III-230
Health Related Institutions Funding	III-231
Optional Retirement Program Differential	III-233
Indirect Cost Recovery Earned by Texas A&M System Agencies	III-233
Fire Safety Projects at Institutions of Higher Education	III-233
Funding for Physical Education Courses	III-233
Faculty Salary Increase Report	III-233
Endowed Chairs	III-234
Nursing School Enrollment	III-234
Endowed Programs	III-234
Student Travel Policy	III-234

TABLE OF CONTENTS
(Continued)

Special Item Support.....	III-234
Informational Listing - Permanent Funds and Endowments.....	III-234
License Plate Scholarship Program.....	III-235
Appropriation of Funds from the Permanent Health Fund for Higher Education	III-235
Tobacco Settlement Receipts - Baylor College of Medicine	III-235
Limitation on Formula Funding Contact and Semester Credit Hours	III-235
Report on Real Property.....	III-235
Limitation on Use of Funds	III-236
Financial Information Reporting Requirement	III-236
Program to Encourage Certification to Teach Bilingual Education, English as a Second Language, or Spanish.....	III-236
Texas A&M University System Cost Efficiencies	III-236
Contingent Appropriations for Small Business Development Centers.....	III-236
Display and Availability of Health Information	III-237
Report Concerning Designated Tuition	III-238
Texas A&M System Agencies’ Infrastructure Support Inside Brazos County	III-238
Special Item Appropriations	III-238
Higher Education Incentive Funding.....	III-240
Recapitulation - Article III - General Revenue.....	III-242
Recapitulation - Article III - General Revenue - Dedicated	III-244
Recapitulation - Article III - Federal Funds.....	III-246
Recapitulation - Article III - Other Funds	III-247
Recapitulation - Article III - All Funds	III-248

ARTICLE IV - THE JUDICIARY

Supreme Court of Texas	IV-1
Court of Criminal Appeals.....	IV-3
First Court of Appeals District, Houston	IV-6
Second Court of Appeals District, Fort Worth	IV-7
Third Court of Appeals District, Austin	IV-9
Fourth Court of Appeals District, San Antonio	IV-10
Fifth Court of Appeals District, Dallas	IV-11
Sixth Court of Appeals District, Texarkana.....	IV-12
Seventh Court of Appeals District, Amarillo.....	IV-13
Eighth Court of Appeals District, El Paso	IV-14
Ninth Court of Appeals District, Beaumont	IV-15
Tenth Court of Appeals District, Waco	IV-17
Eleventh Court of Appeals District, Eastland.....	IV-18
Twelfth Court of Appeals District, Tyler.....	IV-19
Thirteenth Court of Appeals District, Corpus Christi - Edinburg.....	IV-20
Fourteenth Court of Appeals District, Houston	IV-21
Office of Court Administration, Texas Judicial Council	IV-22
State Prosecuting Attorney, Office of the.....	IV-27
State Law Library	IV-28
Commission on Judicial Conduct, State	IV-30
Judiciary Section, Comptroller-s Department.....	IV-31
Retirement and Group Insurance	IV-37
Social Security and Benefit Replacement Pay.....	IV-37
Lease Payments	IV-38
Special Provisions - Judiciary.....	IV-38
Judicial Salary Enforcement	IV-38
Public Integrity Unit	IV-38
Restriction, New District Courts.....	IV-38
Transfer of Cases	IV-38
Voice Recording	IV-38
Systems Compatibility	IV-38
Judicial Internship Program	IV-39
Appellate Court Exemptions.....	IV-39
Appropriation: Unexpended Balances Between Fiscal Years Within the Biennium.....	IV-39
Intermediate Appellate Court Local Funding Information.	IV-39
Appellate Court Salary Limits	IV-39
Interagency Contracts for Assigned Judges for Appellate Courts	IV-39
Appellate Court Transfer Authority.....	IV-39
Schedule of Exempt Positions.....	IV-39
Recapitulation - Article IV - General Revenue.....	IV-40

TABLE OF CONTENTS
(Continued)

Recapitulation - Article IV - General Revenue - DedicatedIV-41
Recapitulation Article IV – Federal FundsIV-42
Recapitulation - Article IV - Other FundsIV-43
Recapitulation - Article IV - All FundsIV-44

ARTICLE V - PUBLIC SAFETY AND CRIMINAL JUSTICE

Adjutant General-s Department V-1
Alcoholic Beverage Commission V-8
Criminal Justice, Department of V-12
Fire Protection, Commission on V-32
Jail Standards, Commission on V-34
Juvenile Probation Commission V-35
Law Enforcement Officer Standards and Education, Commission on V-42
Military Facilities Commission, Texas V-44
Public Safety, Department of V-45
Youth Commission V-59
Retirement and Group Insurance V-68
Social Security and Benefit Replacement Pay V-68
Bond Debt Service Payments V-69
Lease Payments V-69
Special Provisions Relating to Public Safety and Criminal Justice Agencies V-70
 Authorization to Receive, Administer, and Disburse Federal Crime Funds V-70
 Federally Funded Projects V-70
Recapitulation - Article V - General Revenue V-71
Recapitulation - Article V - General Revenue - Dedicated V-72
Recapitulation - Article V - Federal Funds V-73
Recapitulation - Article V - Other Funds V-74
Recapitulation - Article V - All Funds V-75

ARTICLE VI - NATURAL RESOURCES

Agriculture, Department of VI-1
Animal Health Commission VI-9
Commission on Environmental Quality VI-12
General Land Office and Veterans= Land Board VI-24
Parks and Wildlife Department VI-30
Railroad Commission VI-45
Soil and Water Conservation Board VI-51
Water Development Board VI-54
 Debt Service Payments - Non-Self Supporting G.O. Water Bonds VI-60
Retirement and Group Insurance VI-62
Social Security and Benefit Replacement Pay VI-63
Bond Debt Service Payments VI-64
Lease Payments VI-64
Recapitulation - Article VI - General Revenue VI-65
Recapitulation - Article VI - General Revenue - Dedicated VI-66
Recapitulation - Article VI - Federal Funds VI-67
Recapitulation - Article VI - Other Funds VI-68
Recapitulation - Article VI - All Funds VI-69

ARTICLE VII - BUSINESS AND ECONOMIC DEVELOPMENT

Housing and Community Affairs, Department of VII-1
Lottery Commission, Texas VII-8
Office of Rural Community Affairs VII-12
Transportation, Department of VII-16
Workforce Commission, Texas VII-33
 Reimbursements to the Unemployment Compensation Benefit Account VII-44
Retirement and Group Insurance VII-45
Social Security and Benefit Replacement Pay VII-46
Bond Debt Service Payments VII-47
Lease Payments VII-47
Recapitulation - Article VII - General Revenue VII-48
Recapitulation - Article VII - General Revenue - Dedicated VII-49
Recapitulation - Article VII - Federal Funds VII-50

TABLE OF CONTENTS
(Continued)

Recapitulation - Article VII - Other Funds VII-51
Recapitulation - Article VII - All Funds VII-52

ARTICLE VIII - REGULATORY

Administrative Hearings, State Office of VIII-1
Department of Banking VIII-5
Chiropractic Examiners, Board of VIII-8
Consumer Credit Commissioner, Office of VIII-10
Credit Union Department VIII-13
Dental Examiners, Texas State Board of VIII-16
Funeral Service Commission VIII-18
Geoscientists, Board of Professional VIII-20
Health Professions Council VIII-22
Injured Employee Counsel, Office of VIII-23
Insurance, Department of VIII-25
Insurance Counsel, Office of Public VIII-33
Land Surveying, Board of Professional VIII-35
Licensing and Regulation, Department of VIII-36
Texas Medical Board VIII-41
Nursing, Texas Board of VIII-45
Optometry Board VIII-50
Pest Control Board, Structural VIII-51
Pharmacy, Board of VIII-52
Physical Therapy & Occupational Therapy Examiners, Executive Council of VIII-55
Plumbing Examiners, Board of VIII-57
Podiatric Medical Examiners, Board of VIII-59
Psychologists, Board of Examiners of VIII-60
Racing Commission VIII-62
Real Estate Commission VIII-66
Residential Construction Commission VIII-70
Savings and Mortgage Lending, Department of VIII-72
Securities Board VIII-77
Tax Professional Examiners, Board of VIII-79
Utility Commission of Texas, Public VIII-80
Utility Counsel, Office of Public VIII-84
Veterinary Medical Examiners, Board of VIII-86
Retirement and Group Insurance VIII-88
Social Security and Benefit Replacement Pay VIII-89
Lease Payments VIII-89
Special Provisions Relating to All Regulatory Agencies VIII-90
 Appropriations Limited to Revenue Collections VIII-90
 Funding for Health Professions Council VIII-90
 TexasOnline Authority Appropriation VIII-91
 Peer Assistance Program Funding Requirements VIII-92
 Contingency Appropriation for Criminal History Record Information VIII-92
Recapitulation - Article VIII - General Revenue VIII-93
Recapitulation - Article VIII - General Revenue - Dedicated VIII-94
Recapitulation - Article VIII - Federal Funds VIII-95
Recapitulation - Article VIII - Other Funds VIII-96
Recapitulation - Article VIII - All Funds VIII-97

ARTICLE IX - GENERAL PROVISIONS

GENERAL PROVISIONS LEGISLATIVE INTENT IX-1
 Sec. 1.01. Limitations IX-1

PROVISIONS RELATING TO THE POSITION CLASSIFICATION PLAN IX-1
 Sec. 2.01. Position Classification Plan IX-1
 Classified Positions for the 2008–09 Biennium IX-2
 Schedule A Classification Salary Schedule IX-15
 Schedule B Classification Salary Schedule IX-16
 Schedule C Classification Salary Schedule IX-17

TABLE OF CONTENTS

(Continued)

SALARY ADMINISTRATION AND OTHER EMPLOYMENT PROVISIONS	IX-18
Sec. 3.01. Salary Rates	IX-18
Sec. 3.02. Salary Supplementation	IX-18
Sec. 3.03. Classified Salary Rates	IX-18
Sec. 3.04. Salary Limits	IX-18
Sec. 3.05. Scheduled Exempt Positions	IX-19
Sec. 3.06. Evening, Night, Weekend Shift Pay: Registered Nurses and Licensed Vocational Nurses	IX-20
Sec. 3.07. Recruitment and Retention Bonuses	IX-21
Sec. 3.08. Equity Adjustments	IX-21
Sec. 3.09. Classification Study on Scheduled Exempt Positions	IX-21
EMPLOYMENT POLICIES AND PROVISIONS	IX-21
Sec. 4.01. Method of Salary Payments	IX-21
Sec. 4.02. Exception - Contracts Less Than 12 Months	IX-21
Sec. 4.03. Matching Retirement and Certain Insurance	IX-21
TRAVEL REGULATIONS	IX-22
Sec. 5.01. Travel Definitions	IX-22
Sec. 5.02. General Travel Provisions	IX-22
Sec. 5.03. Failure to Comply	IX-22
Sec. 5.04. Transportation Expenses	IX-22
Sec. 5.05. Transportation in Personally Owned or Leased Aircraft	IX-22
Sec. 5.06. Travel Meals and Lodging Expenses	IX-23
Sec. 5.07. Special Provisions Regarding Travel Expenses	IX-23
Sec. 5.08. Limitation on Travel Expenditures	IX-23
Sec. 5.09. Travel and Per Diem of Board or Commission Members	IX-25
Sec. 5.10. Travel of Advisory Committee Members	IX-25
GENERAL LIMITATIONS ON EXPENDITURES	IX-26
Sec. 6.01. Definitions	IX-26
Sec. 6.02. Interpretation of Estimates	IX-26
Sec. 6.03. Excess Obligations Prohibited	IX-26
Sec. 6.04. Interpretation of Legislative Intent	IX-26
Sec. 6.05. Comptroller's Duty to Pay	IX-26
Sec. 6.06. Last Quarter Expenditures	IX-26
Sec. 6.07. Employee Benefit and Debt Service Items	IX-27
Sec. 6.08. Benefits Paid Proportional by Fund	IX-27
Sec. 6.09. Appropriations from Special Funds	IX-27
Sec. 6.10. Limitation on State Employment Levels	IX-28
Sec. 6.11. Purchases of Postage	IX-29
Sec. 6.12. Construction Policy	IX-29
Sec. 6.13. Expenditures for State-Federal Relations	IX-29
Sec. 6.14. Research Policy	IX-30
Sec. 6.15. Performance Rewards and Penalties	IX-30
Sec. 6.16. Bookkeeping Entries	IX-31
Sec. 6.17. Accounting for State Expenditures	IX-31
Sec. 6.18. Fee Increase Notification	IX-31
Sec. 6.19. Consolidated Funds	IX-31
Sec. 6.20. Demographic and Statistical Studies	IX-31
Sec. 6.21. Cost Allocations	IX-32
Sec. 6.22. Use of Appropriations to Contract for Audits	IX-32
Sec. 6.23. Restriction on Expenditures for Lobbying Activities	IX-32
Sec. 6.24. Political Aid and Legislative Influence Prohibited	IX-32
Sec. 6.25. Limitations on Use of Appropriated Funds	IX-32
Sec. 6.26. Definition, Appropriation, Reporting and Audit of Earned Federal Funds	IX-32
Sec. 6.27. Grants to Certain Peace Officer Organizations	IX-34
REPORTING REQUIREMENTS	IX-34
Sec. 7.01. Budgeting and Reporting	IX-34
Sec. 7.02. Annual Reports and Inventories	IX-35
Sec. 7.03. Notification to Members of the Legislature	IX-36

TABLE OF CONTENTS

(Continued)

Sec. 7.04.	Contract Notification: Amounts Greater than \$50,000.....	IX-36
Sec. 7.05.	Contract Notification: Amounts Greater than \$500,000.....	IX-36
Sec. 7.06.	Reports and References	IX-37
Sec. 7.07.	Disclosure of Federal Funds	IX-37
Sec. 7.08.	Reporting Fees, Fines, and Penalties	IX-37
Sec. 7.09.	Reporting of Federal Homeland Security Funding.....	IX-37
OTHER APPROPRIATION AUTHORITY		IX-37
Sec. 8.01.	Acceptance of Gifts of Money.....	IX-37
Sec. 8.02.	Federal Funds/Block Grants	IX-38
Sec. 8.03.	Reimbursements and Payments	IX-39
Sec. 8.04.	Surplus Property	IX-39
Sec. 8.05.	Refunds of Deposits	IX-39
Sec. 8.06.	Vending Machines.....	IX-40
Sec. 8.07.	Pay Station Telephones	IX-40
Sec. 8.08.	Appropriation of Collections for Seminars and Conferences.....	IX-40
Sec. 8.09.	Appropriation of Bond Proceeds	IX-40
Sec. 8.10.	CMIA Interest Payments	IX-40
Sec. 8.11.	Appropriation of Receipts: Credit, Charge, Debit Card, or Electronic Cost Recovery Service Fees	IX-40
INFORMATION RESOURCES PROVISIONS		IX-41
Sec. 9.01.	Purchases of Information Resources Technologies.....	IX-41
Sec. 9.02.	Quality Assurance Review of Major Information Resources Projects	IX-41
Sec. 9.03.	Biennial Operating Plan and Information Resources Strategic Plan Approval.....	IX-42
Sec. 9.04.	Information Technology Replacement	IX-42
Sec. 9.05.	TexasOnline Project: Occupational Licenses	IX-42
Sec. 9.06.	TexasOnline Project: Cost Recovery Fees	IX-42
HEALTH-RELATED PROVISIONS		IX-42
Sec. 10.01.	Purchasing of Pharmaceuticals	IX-42
Sec. 10.02.	Full Application for Health Coverage	IX-42
Sec. 10.03.	State Agency Communication with Employees Regarding the State Kids Insurance Program (SKIP)	IX-43
Sec. 10.04.	Interagency Contract Funding for Regional Specialist Projects.....	IX-43
Sec. 10.05.	Appropriation of Disproportionate Share Hospital Payments to State-owned Hospitals	IX-44
Sec. 10.06.	Informational Listing – Health Care Appropriations.....	IX-44
Sec. 10.07.	Informational Listing on Use of Tobacco Settlement Receipts.....	IX-45
Sec. 10.08.	Informational Listing – Supplemental Medicaid Payments	IX-46
PROVISIONS RELATED TO REAL PROPERTY.....		IX-47
Sec. 11.01.	Limitation on Use of Funds for Personal Residences.....	IX-47
Sec. 11.02.	Statewide Capital Planning.....	IX-47
Sec. 11.03.	Limitation on Expenditures for Leased Space.....	IX-48
Sec. 11.04.	Efficient Use of State Owned and Leased Space.....	IX-48
Sec. 11.05.	State Owned Housing - Recover Housing Costs	IX-48
Sec. 11.06.	State Agency Emergency Leases.....	IX-49
Sec. 11.07.	Prepayment of Annual Lease Costs.....	IX-49
Sec. 11.08.	Equipment Maintenance Cost Reductions.....	IX-50
PROVISIONS RELATED TO PROPERTY		IX-50
Sec. 12.01.	Aircraft	IX-50
Sec. 12.02.	Publication or Sale of Printed, Recorded, or Electronically Produced Matter or Records	IX-51
Sec. 12.03.	Limitation on Expenditures for Purchases and Conversions of Alternative Fuel Vehicles	IX-51
Sec. 12.04.	Lost Property	IX-51
Sec. 12.05.	Transfer of Master Lease Purchase Program Payments	IX-51
Sec. 12.06.	Vehicle Fleet Management.....	IX-52
Sec. 12.07.	Interoperability Communications Equipment: Federal Funding	IX-52

TABLE OF CONTENTS

(Continued)

Sec. 12.08. Interoperability Communications Equipment: All Appropriated Funding	IX-53
OTHER PROVISIONS.....	IX-53
Sec. 13.01. Employee Meal Authorization.....	IX-53
Sec. 13.02. Bank Fees and Charges.....	IX-53
Sec. 13.03. Appropriation: Temporary Assistance for Needy Families (TANF) Federal Funds.....	IX-53
Sec. 13.04. Incentive and Productivity.....	IX-54
Sec. 13.05. Appropriations from State Tax Revenue	IX-54
Sec. 13.06. Contingency Rider.....	IX-54
Sec. 13.07. Informational Items	IX-55
Sec. 13.08. Strategic Sourcing	IX-55
Sec. 13.09. Appropriation of All Specialty License Plate Receipts and Unexpended Balances	IX-55
Sec. 13.10. Anthropolos Specialty Plates.....	IX-57
AGENCY DISCRETIONARY TRANSFER PROVISIONS	IX-57
Sec. 14.01. Appropriation Transfers	IX-57
Sec. 14.02. Transfers for Contract Services	IX-57
Sec. 14.03. Limitation on Expenditures – Capital Budget	IX-57
Sec. 14.04. Disaster Related Transfer Authority.....	IX-59
AGENCY NON-DISCRETIONARY TRANSFER PROVISIONS.....	IX-60
Sec. 15.01. Reimbursements for Unemployment Benefits.....	IX-60
Sec. 15.02. Payments to the State Office of Risk Management (SORM)	IX-61
Sec. 15.03. Contingency Appropriation Reduction.....	IX-62
Sec. 15.04. Appropriation Transfers: Billings for Statewide Allocated Costs	IX-63
LEGAL REPRESENTATION AND JUDGMENTS PROVISIONS	IX-63
Sec. 16.01. Court Representation and Outside Legal Counsel.....	IX-63
Sec. 16.02. Judgments and Settlements.....	IX-65
Sec. 16.03. Expenditures for Representatives of Grievants Prohibited.....	IX-66
GRANT-MAKING PROVISIONS	IX-67
Sec. 17.01. Emergency and Deficiency Grants Out of Special Funds	IX-67
Sec. 17.02. Limitation on Grants to Units of Local Government.....	IX-67
Sec. 17.03. Grant Restriction	IX-67
Sec. 17.04. Grants	IX-67
Sec. 17.05. Grants for Political Polling Prohibited	IX-68
CONTINGENCY AND OTHER PROVISIONS	IX-68
Sec. 18.01. Competitive Bidding	IX-68
Sec. 18.02. Informational Listing: Data Center Consolidation	IX-68
Sec. 18.03. Physical Fitness Standards	IX-70
ADDITIONAL CONTINGENCY AND OTHER PROVISIONS	IX-70
Sec. 19.01. Contingency Appropriation for Senate Bill 1340	IX-70
Sec. 19.02. Contingency Appropriation for House Bill 463.....	IX-70
Sec. 19.03. Contingency for House Bill 1038	IX-71
Sec. 19.04. Contingency Rider for House Bill 3560: Transfer of Certain Functions to the Comptroller of Public Accounts and Implementation of Statewide Contract Management Reform	IX-71
Sec. 19.05. Contingency Appropriation for House Bill 4.....	IX-71
Sec. 19.06. Contingency Appropriation for House Bill 407.....	IX-71
Sec. 19.07. Contingency for House Bill 430.....	IX-71
Sec. 19.08. Contingency for House Bill 530.....	IX-72
Sec. 19.09. Contingency for House Bill 622.....	IX-72
Sec. 19.10. Contingency Appropriation for House Bill 716	IX-72
Sec. 19.11. Contingency for House Bill 1241	IX-72
Sec. 19.12. Contingency Appropriation for House Bill 1344	IX-73
Sec. 19.13. Contingency Appropriation for House Bill 1530	IX-73

TABLE OF CONTENTS

(Continued)

Sec. 19.14	Contingency Appropriation for House Bill 1973	IX-73
Sec. 19.15	Contingency Appropriation for House Bill 3385: Relocation Costs of the Interstate Oil and Gas Compact Commission (IOGCC).....	IX-73
Sec. 19.16	Contingency for House Bill 2288.....	IX-74
Sec. 19.17	Contingency Appropriation for House Bill 2359	IX-74
Sec. 19.18	Contingency Appropriation for House Bill 2685	IX-74
Sec. 19.19	Contingency Appropriation for House Bill 2783	IX-74
Sec. 19.20	Contingency Appropriation for House Bill 2820	IX-74
Sec. 19.21	Contingency Appropriation for House Bill 3493	IX-74
Sec. 19.22	Contingency Appropriation for House Bill 3494	IX-75
Sec. 19.23	Contingency for Senate Bill 103	IX-75
Sec. 19.24	Contingency Appropriation for Senate Bill 3.....	IX-75
Sec. 19.25	Contingency for Senate Bill 9	IX-76
Sec. 19.26	Contingency Appropriation for Senate Bill 21	IX-76
Sec. 19.27	Contingency for Senate Bill 22	IX-77
Sec. 19.28	Contingency Appropriation for Senate Bill 23	IX-77
Sec. 19.29	Contingency for Senate Bill 47	IX-77
Sec. 19.30	Contingency for Senate Bill 206	IX-77
Sec. 19.31	Contingency Appropriation for Senate Bill 218.....	IX-77
Sec. 19.32	Contingency for Senate Bill 221	IX-77
Sec. 19.33	Contingency for Senate Bill 518	IX-77
Sec. 19.34	Contingency for Senate Bill 545	IX-78
Sec. 19.35	Contingency Appropriation for Senate Bill 766.....	IX-78
Sec. 19.36	Contingency Appropriation for Senate Bill 884.....	IX-78
Sec. 19.37	Contingency Rider for Senate Bill 903.....	IX-78
Sec. 19.38	Contingency Appropriation for Senate Bill 914.....	IX-78
Sec. 19.39	Contingency Appropriation for Senate Bill 1118.....	IX-79
Sec. 19.40	Contingency for Senate Bill 1217	IX-79
Sec. 19.41	Contingency Appropriation for Senate Bill 1222.....	IX-79
Sec. 19.42	Contingency for Senate Bill 1414	IX-80
Sec. 19.43	Contingency Appropriation for Senate Bill 1615.....	IX-80
Sec. 19.44	Contingency Appropriation for Senate Bill 1731	IX-80
Sec. 19.45	Contingency for House Bill 2358 or Senate Bill 1846.....	IX-81
Sec. 19.46	Contingency for Senate Bill 1951 or House Bill 4139.....	IX-81
Sec. 19.47	Contingency Appropriation for Senate Bill 600.....	IX-81
Sec. 19.48	Contingency Appropriation for Senate Bill 749.....	IX-81
Sec. 19.49	Contingency Appropriation for Senate Bill 844.....	IX-81
Sec. 19.50	Contingency for Senate Bill 1714	IX-81
Sec. 19.51	Contingency Appropriation for Senate Bill 29.....	IX-81
Sec. 19.52	Contingency Appropriation for Senate Bill 155	IX-82
Sec. 19.53	Contingency for House Bill 2864	IX-83
Sec. 19.54	Unexpended Balance Appropriation: Houston District Headquarters Facility.....	IX-83
Sec. 19.55	Rio Grande Valley Border Security and Technology Training Center	IX-83
Sec. 19.56	Transfer of Vehicles to Border Counties and Municipalities	IX-83
Sec. 19.57	Energy Savings for Facilities.....	IX-83
Sec. 19.58	Tourist Information Center.....	IX-83
Sec. 19.59	Performance Measure Target: Department of Transportation	IX-84
Sec. 19.60	Contingency Appropriation: HEARTS Veterans Museum	IX-84
Sec. 19.61	Appropriation for a Salary Increase for State Employees In Salary Schedule C	IX-84
Sec. 19.62	Appropriation for a Salary Increase for State Employees	IX-85
Sec. 19.63	Appropriation: District Legal Fees and Liability Insurance	IX-86
Sec. 19.64	Terminology Related to Uncompensated Care	IX-86
Sec. 19.66	Medicaid Eligibility Determinations for Children.....	IX-86
Sec. 19.67	CHIP Eligibility Determinations for Children.....	IX-87
Sec. 19.68	Review of Background Check Procedures	IX-87
Sec. 19.69	Contingency for Border Security.....	IX-87
Sec. 19.70	Appropriations of Remaining Proposition 8 General Obligation Bond Proceeds	IX-88
Sec. 19.71	Contingency for Senate Joint Resolution 65 and Senate Bill 2033	IX-88
Sec. 19.73	Contingency Appropriation for House Bill 1915	IX-90

TABLE OF CONTENTS
(Continued)

Sec. 19.74	Contingency Appropriation for House Bill 1751	IX-90
Sec. 19.75	Contingency Appropriation for House Bill 2235	IX-91
Sec. 19.76	Contingency Transfer of Appropriation for Facility Deferred Maintenance Activities.....	IX-91
Sec. 19.77	Contingency Appropriation for Senate Bill 10	IX-91
Sec. 19.78	Contingency Appropriation for Senate Bill 703	IX-92
Sec. 19.79	Contingency Appropriation for Senate Bill 943	IX-93
Sec. 19.80	Contingency Appropriation for Transportation	IX-93
Sec. 19.81	Contingency Appropriation for House Bill 12	IX-93
Sec. 19.82	Nursing Home Rate Increase	IX-95
Sec. 19.83	Estimated Appropriation: Designated Trauma Facility and EMS Account.....	IX-95
Sec. 19.84	Study Potential for Federal Penalties in the TANF Program.....	IX-95
Sec. 19.85	Contingency for Senate Bill 4.....	IX-95
Sec. 19.86	Contingency Appropriation for Senate Bill 7	IX-95
Sec. 19.87	Contingency for House Bill 1188	IX-96
Sec. 19.88	Contingency for House Bill 442	IX-96
Sec. 19.89	Contingency Appropriation: La Joya Special Utility District Water Infrastructure Project	IX-96
Sec. 19.90	Contingency for House Bill 654	IX-96
Sec. 19.91	Contingency Appropriation for House Bill 1775.....	IX-96
Sec. 19.92	Contingency for House Bill 2238	IX-97
Sec. 19.93	Contingent Appropriation for House Bill 2868	IX-97
Sec. 19.94	Contingency Appropriation for House Bill 2935.....	IX-97
Sec. 19.95	Contingency Appropriation for House Bill 2978.....	IX-97
Sec. 19.96	Contingency Appropriation for House Bill 3554.....	IX-97
Sec. 19.97	Contingency for Senate Bill 371	IX-97
Sec. 19.98	Contingency for Senate Bill 909	IX-97
Sec. 19.99	Contingency Appropriation for Senate Bill 997	IX-97
Sec. 19.100	Contingency for Senate Bill 1031	IX-98
Sec. 19.101	Contingency Appropriation for Senate Bill 1182	IX-98
Sec. 19.102	Contingency Appropriation for Senate Bill 1436	IX-98
Sec. 19.103	Contingency Appropriation for Senate Bill 1604	IX-98
Sec. 19.104	Contingency for Senate Bill 1879.....	IX-99
Sec. 19.105	Contingency Appropriation for House Bill 3064.....	IX-99
Sec. 19.106	Public Transportation.....	IX-99
Sec. 19.107	Contingency for House Bill 2237	IX-99
Sec. 19.108	Loan for Lake Medina Dam.....	IX-99
Sec. 19.109	Contingency Appropriation for Senate Bill 8	IX-99
Sec. 19.110	Contingency for Senate Bill 1788.....	IX-100
Sec. 19.111	Early Childhood Education.....	IX-100
Sec. 19.112	Contingency Appropriation for House Bill 4065.....	IX-100
Sec. 19.113	Contingency Appropriation for Senate Bill 74	IX-100
Sec. 19.114	Contingency Appropriation for House Bill 1609.....	IX-100
Sec. 19.115	Contingency for Senate Bill 1315.....	IX-100
Sec. 19.116	Contingency for Senate Bill 1305.....	IX-100
Sec. 19.117	Contingency Appropriation for House Bill 3764.....	IX-101
Sec. 19.118	Public Integrity Unit	IX-101
Sec. 19.119	Contingency Appropriations for House Bill 2235	IX-101
Recapitulation - Article IX - General Revenue.....		IX-102
Recapitulation - Article IX - General Revenue - Dedicated		IX-102
Recapitulation - Article IX - Federal Funds		IX-102
Recapitulation - Article IX - Other Funds		IX-103
Recapitulation - Article IX - All Funds		IX-103

ARTICLE X - THE LEGISLATURE

Senate.....	X-1
House of Representatives.....	X-2
Legislative Council.....	X-4
Uniform State Laws, Commission on.....	X-5
State Auditor-s Office	X-5
Legislative Reference Library	X-6
Retirement and Group Insurance	X-7
Social Security and Benefit Replacement Pay.....	X-8
Lease Payments	X-8

TABLE OF CONTENTS
(Continued)

Special Provisions Relating to the Legislature X-8

Recapitulation - Article X - General Revenue X-9

Recapitulation - Article X - Other Funds..... X-9

Recapitulation - Article X - All Funds..... X-10

ARTICLE XI - SAVINGS CLAUSEXI-1

ARTICLE XII - EMERGENCY CLAUSEXI-1

GOVERNOR’S VETO PROCLAMATION

**RECAPITULATION - ALL ARTICLES
(General Revenue)¹**

	For the Years Ending	
	August 31, 2008	August 31, 2009
ARTICLE I - General Government	\$ 1,067,947,893	\$ 938,001,752
ARTICLE II - Health and Human Services	10,920,063,487	9,638,778,171
ARTICLE III - Agencies of Education	22,509,337,825	24,333,480,575
ARTICLE IV - The Judiciary	204,243,162	200,962,127
ARTICLE V - Public Safety and Criminal Justice	3,960,610,933	3,950,146,925
ARTICLE VI - Natural Resources	334,759,561	351,634,919
ARTICLE VII - Business and Economic Development	462,664,719	160,577,451
ARTICLE VIII - Regulatory	175,737,050	172,951,861
ARTICLE IX - General Provisions	244,086,842	0
ARTICLE X - The Legislature	<u>153,986,116</u>	<u>171,566,781</u>
GRAND TOTAL, General Revenue	<u>\$ 40,033,437,588</u>	<u>\$ 39,918,100,562</u>

¹ Appropriation figures in HB 1, Conference Committee Report, 80th Legislature, Regular Session, have been adjusted to incorporate certain provisions elsewhere in agency bill patterns, certain Article IX appropriations, Governor’s vetoes, HB 15, and other miscellaneous bills. For specific adjustments, please see agency bill patterns.

**RECAPITULATION - ALL ARTICLES
(General Revenue - Dedicated)¹**

	For the Years Ending	
	August 31, 2008	August 31, 2009
ARTICLE I - General Government	\$ 567,189,031	\$ 252,938,458
ARTICLE II - Health and Human Services	435,377,701	437,731,361
ARTICLE III - Agencies of Education	1,186,773,129	1,091,751,612
ARTICLE IV - The Judiciary	16,648,775	19,150,157
ARTICLE V - Public Safety and Criminal Justice	10,881,099	15,375,736
ARTICLE VI - Natural Resources	745,144,606	694,195,697
ARTICLE VII - Business and Economic Development	212,344,705	213,365,014
ARTICLE VIII - Regulatory	192,593,095	201,572,499
ARTICLE IX - General Provisions	15,329,089	0
ARTICLE X - The Legislature	<u>0</u>	<u>0</u>
GRAND TOTAL, General Revenue - Dedicated	<u>\$ 3,382,281,230</u>	<u>\$ 2,926,080,534</u>

¹ Appropriation figures in HB 1, Conference Committee Report, 80th Legislature, Regular Session, have been adjusted to incorporate certain provisions elsewhere in agency bill patterns, certain Article IX appropriations, Governor’s vetoes, HB 15, and other miscellaneous bills. For specific adjustments, please see agency bill patterns.

**RECAPITULATION - ALL ARTICLES
(Federal Funds)¹**

	For the Years Ending	
	August 31, 2008	August 31, 2009
ARTICLE I - General Government	\$ 389,646,103	\$ 309,499,201
ARTICLE II - Health and Human Services	16,293,835,975	14,768,501,438
ARTICLE III - Agencies of Education	4,357,230,037	4,474,402,659
ARTICLE IV - The Judiciary	1,445,977	1,440,370
ARTICLE V - Public Safety and Criminal Justice	301,576,078	277,109,693
ARTICLE VI - Natural Resources	425,416,290	425,371,476
ARTICLE VII - Business and Economic Development	4,484,123,532	4,374,532,496
ARTICLE VIII - Regulatory	2,254,623	2,254,623
ARTICLE IX - General Provisions	74,368,019	0
ARTICLE X - The Legislature	0	0
GRAND TOTAL, Federal Funds	<u>\$ 26,329,896,634</u>	<u>\$ 24,633,111,956</u>

¹ Appropriation figures in HB 1, Conference Committee Report, 80th Legislature, Regular Session, have been adjusted to incorporate certain provisions elsewhere in agency bill patterns, certain Article IX appropriations, Governor’s vetoes, HB 15, and other miscellaneous bills. For specific adjustments, please see agency bill patterns.

**RECAPITULATION - ALL ARTICLES
(Other Funds)^{1, 2}**

	For the Years Ending	
	August 31, 2008	August 31, 2009
ARTICLE I - General Government	\$ 447,065,406	\$ 49,270,030
ARTICLE II - Health and Human Services	267,039,772	204,623,735
ARTICLE III - Agencies of Education	8,366,377,856	8,217,307,525
ARTICLE IV - The Judiciary	76,888,186	77,576,508
ARTICLE V - Public Safety and Criminal Justice	1,299,050,520	621,105,604
ARTICLE VI - Natural Resources	128,841,853	116,825,690
ARTICLE VII - Business and Economic Development	5,329,849,171	5,276,348,854
ARTICLE VIII - Regulatory	7,465,085	7,466,966
ARTICLE IX - General Provisions	70,770,937	0
ARTICLE X - The Legislature	210,000	210,000
GRAND TOTAL, Other Funds	<u>\$ 15,993,558,786</u>	<u>\$ 14,570,734,912</u>

¹ Appropriation figures in HB 1, Conference Committee Report, 80th Legislature, Regular Session, have been adjusted to incorporate certain provisions elsewhere in agency bill patterns, certain Article IX appropriations, Governor’s vetoes, HB 15, and other miscellaneous bills. For specific adjustments, please see agency bill patterns.

² Excludes interagency contracts.

RECAPITULATION - ALL ARTICLES
(All Funds)^{1, 2}

	For the Years Ending	
	August 31, 2008	August 31, 2009
ARTICLE I - General Government	\$ 2,471,848,433	\$ 1,549,709,441
ARTICLE II - Health and Human Services	27,916,316,935	25,049,634,705
ARTICLE III - Agencies of Education	36,419,718,847	38,116,942,371
ARTICLE IV - The Judiciary	299,226,100	299,129,162
ARTICLE V - Public Safety and Criminal Justice	5,572,118,630	4,863,737,958
ARTICLE VI - Natural Resources	1,634,162,310	1,588,027,782
ARTICLE VII - Business and Economic Development	10,488,982,127	10,024,823,815
ARTICLE VIII - Regulatory	378,049,853	384,245,949
ARTICLE IX - General Provisions	404,554,887	0
ARTICLE X - The Legislature	<u>154,196,116</u>	<u>171,776,781</u>
GRAND TOTAL, All Funds	<u>\$ 85,739,174,238</u>	<u>\$ 82,048,027,964</u>
Number of Full-Time-Equivalents (FTE)- Appropriated Funds	232,138.4	233,066.2

¹ Appropriation figures in HB 1, Conference Committee Report, 80th Legislature, Regular Session, have been adjusted to incorporate certain provisions elsewhere in agency bill patterns, certain Article IX appropriations, Governor’s vetoes, HB 15, and other miscellaneous bills. For specific adjustments, please see agency bill patterns.

² Excludes interagency contracts.

A BILL TO BE ENTITLED
AN ACT

appropriating money for the support of the Judicial, Executive, and Legislative Branches of the State government, for the construction of State buildings, and for State aid to public junior colleges, for the period beginning September 1, 2007 and ending August 31, 2009; authorizing and prescribing conditions, limitations, rules, and procedures for allocating and expending the appropriated funds; and declaring an emergency.

BE IT ENACTED BY THE LEGISLATURE OF THE STATE OF TEXAS:

ARTICLE I

GENERAL GOVERNMENT

Sec. 1. The several sums of money herein specified, or so much thereby as may be necessary, are appropriated out of any funds in the State Treasury not otherwise appropriated, or out of special funds as indicated, for the support, maintenance, or improvement of the designated agencies of general government.

COMMISSION ON THE ARTS

	For the Years Ending	
	August 31, 2008	August 31, 2009
Method of Financing:		
General Revenue Fund	\$ 159,750	\$ 1,154,405
GR Dedicated - Commission on the Arts Operating Account No. 334	2,932,397	1,627,600
Federal Funds	863,500	863,500
<u>Other Funds</u>		
Appropriated Receipts	530,405	530,405
Interagency Contracts	980,000	980,000
Subtotal, Other Funds	<u>\$ 1,510,405</u>	<u>\$ 1,510,405</u>
Total, Method of Financing	<u><u>\$ 5,466,052</u></u>	<u><u>\$ 5,155,910</u></u>
This bill pattern represents an estimated 38.6% of this agency's estimated total available funds for the biennium.		
Number of Full-Time-Equivalents (FTE):	18.0	18.0
Schedule of Exempt Positions:		
Executive Director, Group 2	\$77,500	\$77,500
Items of Appropriation:		
A. Goal: ARTS AND CULTURAL GRANTS		
Provide and Support Arts and Cultural Grants.		
A.1.1. Strategy: ARTS ORGANIZATION GRANTS	\$ 2,477,805	\$ 2,339,971
A.1.2. Strategy: ARTS EDUCATION GRANTS	\$ 1,060,536	\$ 888,228
A.1.3. Strategy: DIRECT ADMINISTRATION	<u>\$ 698,958</u>	<u>\$ 698,958</u>
Total, Goal A: ARTS AND CULTURAL GRANTS	<u>\$ 4,237,299</u>	<u>\$ 3,927,157</u>
B. Goal: PROMOTION AND PARTICIPATION		
Promote Participation in Arts & Cultural Events.		
B.1.1. Strategy: CULTURAL TOURISM	\$ 150,000	\$ 150,000
Promote Arts and Cultural Events to Attract Tourists.		
B.1.2. Strategy: MARKETING AND FUNDRAISING	\$ 429,568	\$ 429,568
Market Arts & Cultural Events; Raise Private Funds for Agency Programs.		

COMMISSION ON THE ARTS
(Continued)

B.1.3. Strategy: DIRECT ADMINISTRATION	\$ 232,351	\$ 232,351
Total, Goal B: PROMOTION AND PARTICIPATION	\$ 811,919	\$ 811,919
C. Goal: INDIRECT ADMINISTRATION		
C.1.1. Strategy: CENTRAL ADMINISTRATION	\$ 300,232	\$ 300,232
C.1.2. Strategy: INFORMATION RESOURCES	\$ 116,602	\$ 116,602
Total, Goal C: INDIRECT ADMINISTRATION	\$ 416,834	\$ 416,834
Grand Total, COMMISSION ON THE ARTS	<u>\$ 5,466,052</u>	<u>\$ 5,155,910</u>
Object-of-Expense Informational Listing:		
Salaries and Wages	\$ 827,689	\$ 827,689
Other Personnel Costs	47,677	47,677
Professional Fees and Services	186,093	186,093
Consumable Supplies	6,980	6,980
Utilities	18,103	18,103
Travel	56,373	56,373
Rent - Building	10,997	10,997
Rent - Machine and Other	10,143	10,143
Other Operating Expense	384,088	384,088
Grants	3,917,909	3,607,767
Total, Object-of-Expense Informational Listing	<u>\$ 5,466,052</u>	<u>\$ 5,155,910</u>
Estimated Allocations for Employee Benefits and Debt Service Appropriations Made Elsewhere in this Act:		
<u>Employee Benefits</u>		
Retirement	\$ 58,382	\$ 59,258
Group Insurance	119,462	121,998
Social Security	71,951	73,030
Benefits Replacement	<u>5,521</u>	<u>5,245</u>
Subtotal, Employee Benefits	<u>\$ 255,316</u>	<u>\$ 259,531</u>
<u>Debt Service</u>		
Lease Payments	<u>\$ 2,386</u>	<u>\$ 2,691</u>
Total, Estimated Allocations for Employee Benefits and Debt Service Appropriations Made Elsewhere in this Act	<u>\$ 257,702</u>	<u>\$ 262,222</u>

1. **Performance Measure Targets.** The following is a listing of the key performance target levels for the Commission on the Arts. It is the intent of the Legislature that appropriations made by this Act be utilized in the most efficient and effective manner possible to achieve the intended mission of the Commission on the Arts. In order to achieve the objectives and service standards established by this Act, the Commission on the Arts shall make every effort to attain the following designated key performance target levels associated with each item of appropriation.

	<u>2008</u>	<u>2009</u>
A. Goal: ARTS AND CULTURAL GRANTS		
Outcome (Results/Impact):		
Percentage of Assistance Dollars Provided to Applications from Minority Organizations	20%	20%
Percentage of Assistance Dollars Provided to Applications from Rural and Geographically Isolated Communities	35%	35%
Percentage of Grants Funded That Are for Arts Education Programs	16%	16%
A.1.1. Strategy: ARTS ORGANIZATION GRANTS		
Output (Volume):		
Number of Funded Applications from Rural and Geographically Isolated Communities	550	550
Number of Funded Applications from Minority Organizations	300	300
Efficiencies:		
Average Grant Amount Awarded to Arts and Cultural Organizations	3,000	3,000

COMMISSION ON THE ARTS
(Continued)

A.1.2. Strategy: ARTS EDUCATION GRANTS
Efficiencies:

Average Grant Amount Awarded for Arts Education Programs	2,600	2,600
--	-------	-------

B. Goal: PROMOTION AND PARTICIPATION

B.1.1. Strategy: CULTURAL TOURISM

Output (Volume):

Number of Marketing and Public Relations Activities, Conferences, and Seminars That Promote Tourism	80	80
---	----	----

2. **Interagency Agreement.** Out of amounts included above in Strategy A.1.1, Arts Organization Grants, Strategy B.1.1, Cultural Tourism, and B.1.3, Direct Administration, the Commission on the Arts shall expend \$1,340,000 during the biennium beginning September 1, 2007, transferred from the Texas Department of Transportation through interagency contract, to showcase the arts and cultural diversity in Texas to promote tourism.
3. **Arts Education.** Out of the amounts appropriated above, in Strategy A.1.2, Arts Education Grants, the Commission on the Arts shall expend \$300,000 each fiscal year, transferred from the Texas Education Agency through interagency contract, to award grants for arts education.
4. **Unexpended Balances within the Biennium.** Any unexpended balances in appropriations made to Strategies A.1.1, Arts Organization Grants, and A.1.2, Arts Education Grants, remaining as of August 31, 2008, are hereby appropriated to the Commission on the Arts for the fiscal year beginning September 1, 2008, for the same purpose.
5. **Texas, State of the Arts License Plates: Appropriation of License Plate Unexpended Balances and Receipts.** Included in the amounts appropriated above in Strategy A.1.1, Arts Organization Grants, and Strategy A.1.2, Arts Education Grants, are all estimated balances collected prior to the effective date of this Act (estimated to be \$1,397,000) and revenue collected on or after September 1, 2007 (estimated to be \$384,096 in fiscal year 2008 and \$384,097 in fiscal year 2009), from the sale of license plates as provided by Transportation Code § 504.604 and deposited to the credit of the Commission on the Arts Operating Account No. 334. In addition to amounts identified herein and included above, all unexpended balances remaining as of August 31, 2007, and all revenue collected on or after September 1, 2007, are hereby appropriated for the same purpose.
- Any unexpended balances as of August 31, 2008, out of the appropriations made herein are hereby appropriated to the Commission on the Arts for the fiscal year beginning September 1, 2008.
6. **Limitation on Reimbursements for Commission Meetings.** Notwithstanding Article IX provisions, the number of days commissioners are appropriated expenses related to conducting Commission business as provided by Government Code § 659.032 is not to exceed six days a fiscal year.
7. **Arts Entrepreneurial Business System.** Included in the amounts appropriated above, the Commission on the Arts is hereby authorized to collect receipts from the sale of promotional items bearing the Agency's logo, estimated to be \$1,000 in Appropriated Receipts for the biennium beginning September 1, 2007, for Strategy A.1.3, Direct Administration.
8. **Appropriation: Texas Cultural Endowment Fund Interest and Income Earnings.** Included above in Strategy A.1.2, Arts Education Grants, are interest and income earnings on money deposited in the Texas Cultural Endowment Fund and transferred for appropriation out of the Commission on the Arts Operating Account No. 334 in the amounts of \$83,745 in fiscal year 2008 and \$83,745 in fiscal year 2009 for the purpose of meeting current matching obligations for restricted gifts to the Texas Cultural Endowment Fund. The remaining amounts of \$1,067,556 in fiscal year 2008 and \$1,159,758 in fiscal year 2009 out of interest and income earnings appropriated to the agency shall be used in accordance with Government Code § 444.027 (b).

Any unexpended balance of such interest and income earnings on August 31, 2008, is appropriated for the same purpose for the year beginning September 1, 2008.

COMMISSION ON THE ARTS
(Continued)

9. **Sunset Contingency.**¹ Funds appropriated above for fiscal year 2009 for the Commission on the Arts are made contingent on the continuation of the Commission on the Arts by the Eightieth Legislature. In the event that the agency is not continued, the funds appropriated for fiscal year 2008 or as much thereof as may be necessary are to be used to provide for the phase out of agency operations.

¹ HB 2460, 80th Legislature, Regular Session, passed and continues the agency for six years.

OFFICE OF THE ATTORNEY GENERAL

	For the Years Ending	
	August 31, 2008	August 31, 2009
Method of Financing:		
<u>General Revenue Fund</u>		
General Revenue Fund	\$ 74,298,860	\$ 103,465,313
Child Support Retained Collection Account	87,862,180	62,093,036
Attorney General Debt Collection Receipts	8,300,000	8,300,000
General Revenue - Insurance Companies Maintenance Tax and Insurance Department Fees	3,096,405	3,096,405
Subtotal, General Revenue Fund	<u>\$ 173,557,445</u>	<u>\$ 176,954,754</u>
<u>General Revenue Fund - Dedicated</u>		
AG Law Enforcement Account No. 5006	183,482	183,482
Sexual Assault Program Account No. 5010	3,629,904	5,354,904
Attorney General Volunteer Advocate Program Plates Account No. 5036	148,000	55,000
Compensation to Victims of Crime Account No. 469	88,984,348	96,260,466
Compensation to Victims of Crime Auxiliary Account No. 494	246,367	263,063
Subtotal, General Revenue Fund - Dedicated	<u>\$ 93,192,101</u>	<u>\$ 102,116,915</u>
Federal Funds	202,401,603	195,373,083
<u>Other Funds</u>		
Appropriated Receipts	8,876,044	8,181,253
Interagency Contracts	5,375,317	5,342,532
State Highway Fund No. 006	5,771,298	5,771,298
Subtotal, Other Funds	<u>\$ 20,022,659</u>	<u>\$ 19,295,083</u>
Total, Method of Financing	<u><u>\$ 489,173,808</u></u>	<u><u>\$ 493,739,835</u></u>
This bill pattern represents an estimated 100% of this agency's estimated total available funds for the biennium.		
Number of Full-Time-Equivalents (FTE): ^{1, 2}	4,212.6	4,213.6
Schedule of Exempt Positions:		
Attorney General, Group 6	\$150,000	\$150,000

¹ Incorporates Article IX, § 18.02 (c), of this Act, relating to data center consolidation, which reduces the FTE cap by 42.0 each fiscal year of the biennium.

² Incorporates Article IX, § 19.113, of this Act, relating to the passage of SB 74, 80th Legislature, Regular Session, relating to the creation of an address confidentiality program, increasing the FTE cap by 4 FTEs in FY 2008 and 5 FTEs in FY 2009.

OFFICE OF THE ATTORNEY GENERAL
(Continued)

Items of Appropriation:

A. Goal: PROVIDE LEGAL SERVICES^{3, 4}

Provide General Legal Services to the State and Authorized Entities.

A.1.1. Strategy: LEGAL SERVICES Provide Counseling/Litigation/Alternative Dispute Resolution Services.	\$	74,984,750	\$	73,636,840
---	----	------------	----	------------

B. Goal: ENFORCE CHILD SUPPORT LAW⁵

Enforce State/Federal Child Support Laws.

B.1.1. Strategy: CHILD SUPPORT ENFORCEMENT Establish Paternity/Obligations, Enforce Orders and Distribute Monies.	\$	235,729,360	\$	235,714,747
--	----	-------------	----	-------------

B.1.2. Strategy: STATE DISBURSEMENT UNIT	\$	22,416,069	\$	22,397,231
---	----	------------	----	------------

Total, Goal B: ENFORCE CHILD SUPPORT LAW	\$	258,145,429	\$	258,111,978
---	----	-------------	----	-------------

C. Goal: CRIME VICTIMS' SERVICES⁶

Investigate/Process Applications for Compensation to Crime Victims.

C.1.1. Strategy: CRIME VICTIMS' COMPENSATION ⁵ Review Claims, Determine Eligibility/State Liability, Pay Correctly.	\$	97,513,216	\$	102,290,310
---	----	------------	----	-------------

C.1.2. Strategy: VICTIMS ASSISTANCE ^{6, 7} Provide Grants & Contrcts for Victims Svcs/Sexual Asslt Vctms/Chld Adv.	\$	43,059,185	\$	44,234,305
--	----	------------	----	------------

Total, Goal C: CRIME VICTIMS' SERVICES	\$	140,572,401	\$	146,524,615
---	----	-------------	----	-------------

D. Goal: REFER MEDICAID CRIMES⁷

Investigate/Refer for Prosecution Fraud/Misconduct Involving
Medicaid.

D.1.1. Strategy: MEDICAID INVESTIGATION Conduct Investigation Supporting Prosecution of Alleged Medicaid Crime.	\$	14,524,541	\$	14,522,191
--	----	------------	----	------------

E. Goal: ADMINISTRATIVE SUPPORT FOR SORM⁸

Provide Administrative Support for the State Office of Risk
Management.

E.1.1. Strategy: ADMINISTRATIVE SUPPORT FOR SORM Provide Administrative Support to the State Office of Risk Management.	\$	946,687	\$	944,211
--	----	---------	----	---------

Grand Total, OFFICE OF THE ATTORNEY GENERAL	\$	489,173,808	\$	493,739,835
--	----	-------------	----	-------------

Object-of-Expense Informational Listing:

Salaries and Wages	\$	194,248,333	\$	195,016,868
Other Personnel Costs		5,872,211		5,872,211
Professional Fees and Services		16,514,657		17,437,277
Fuels and Lubricants		169,676		169,676
Consumable Supplies		2,164,260		2,168,410
Utilities		3,452,215		3,389,215
Travel		5,344,651		5,344,651
Rent - Building		10,243,539		10,046,539
Rent - Machine and Other		2,582,736		2,582,736
Other Operating Expense		193,732,657		195,792,489
Grants		54,549,593		55,912,203

³ Incorporates the passage of HB 15, § 30 (a)(12), 80th Legislature, Regular Session, relating to data center services, which appropriated \$1,929,901 out of General Revenue Funds for the purpose of making payments for data center services.

⁴ Incorporates the passage of HB 15, § 30 (n)(13), 80th Legislature, Regular Session, relating to data center services, which appropriated \$141,000 out of General Revenue Funds for the purpose of making payments for data center consolidation hardware upgrades and physical transfer of equipment.

⁵ SB 1616, 80th Legislature, Regular Session, did not pass, resulting in a reduction of Crime Victim Compensation Fund No. 0469 in the amount of \$3,344,314 in FY 2008 and \$2,791,350 in FY 2009.

⁶ Incorporates Article IX, § 19.74, of this Act, relating to the passage of HB 1751, 80th Legislature, Regular Session, which authorizes the imposition and use of a fee on certain sexually oriented businesses, including GR-Dedicated Sexual Assault Program Account No. 5010 in the amount of \$3,425,000 in FY 2008 and \$5,150,000 in FY 2009 for victim service related grants.

⁷ Incorporates Article IX, § 19.113, of this Act, relating to the passage of SB 74, 80th Legislature, Regular Session, relating to the creation of an address confidentiality program, including GR-Dedicated Crime Victim Auxiliary Account No. 0494 in the amount of \$264,367 in FY 2008 and \$263,063 in FY 2009.

OFFICE OF THE ATTORNEY GENERAL
(Continued)

Capital Expenditures	299,280	7,560
Total, Object-of-Expense Informational Listing	\$ 489,173,808	\$ 493,739,835
Estimated Allocations for Employee Benefits and Debt Service Appropriations Made Elsewhere in this Act:		
<u>Employee Benefits</u>		
Retirement	\$ 11,811,597	\$ 11,990,385
Group Insurance	24,192,524	24,589,735
Social Security	14,333,618	14,550,537
Benefits Replacement	1,511,245	1,435,683
Subtotal, Employee Benefits	\$ 51,848,984	\$ 52,566,340
<u>Debt Service</u>		
Lease Payments	\$ 6,049,826	\$ 5,943,621
Total, Estimated Allocations for Employee Benefits and Debt Service Appropriations Made Elsewhere in this Act	\$ 57,898,810	\$ 58,509,961

1. **Performance Measure Targets.** The following is a listing of the key performance target levels for the Office of the Attorney General. It is the intent of the Legislature that appropriations made by this Act be utilized in the most efficient and effective manner possible to achieve the intended mission of the Office of the Attorney General. In order to achieve the objectives and service standards established by this Act, the Office of the Attorney General shall make every effort to attain the following designated key performance target levels associated with each item of appropriation.

	2008	2009
A. Goal: PROVIDE LEGAL SERVICES		
Outcome (Results/Impact):		
Delinquent State Revenue Collected	60,000,000	60,000,000
A.1.1. Strategy: LEGAL SERVICES		
Output (Volume):		
Legal Hours Billed to Litigation and Counseling	1,013,948	1,028,794
Efficiencies:		
Average Cost Per Legal Hour	73.33	70.99
B. Goal: ENFORCE CHILD SUPPORT LAW		
Outcome (Results/Impact):		
Percent of Title IV-D Cases That Have Court Orders for Child Support	82%	82%
Percent of All Current Child Support Amounts Due That Are Collected	62%	62%
Percent of Title IV-D Cases with Arrears Due in Which Any Amount Is Paid Toward Arrears	65%	65%
Percent of Paternity Establishments for Out of Wedlock Births	95%	95%
B.1.1. Strategy: CHILD SUPPORT ENFORCEMENT		
Output (Volume):		
Amount of Title IV-D Child Support Collected (in Millions)	2,350	2,501
Efficiencies:		
Ratio of Total Dollars Collected Per Dollar Spent	9.9	10.52
B.1.2. Strategy: STATE DISBURSEMENT UNIT		
Output (Volume):		
Number of Payment Receipts Processed by the SDU Vendor	17,900,000	18,500,000
C. Goal: CRIME VICTIMS' SERVICES		
Outcome (Results/Impact):		
Amount of Crime Victims' Compensation Awarded	90,330,787	95,111,149
C.1.1. Strategy: CRIME VICTIMS' COMPENSATION		
Efficiencies:		
Average Number of Days to Analyze a Claim and Make an Award	58	58
C.1.2. Strategy: VICTIMS ASSISTANCE		
Output (Volume):		
Total Number of Counties Served by CASA Programs	213	218
D. Goal: REFER MEDICAID CRIMES		
Outcome (Results/Impact):		
Amount of Medicaid Over-payments Identified	60,900,000	62,900,000

OFFICE OF THE ATTORNEY GENERAL
(Continued)

D.1.1. Strategy: MEDICAID INVESTIGATION
Output (Volume):

Number of Investigations Concluded	550	550
------------------------------------	-----	-----

2. **Capital Budget.** Funds appropriated above may be expended for capital budget items listed below. The amounts identified for each item may be adjusted or may be expended on other non-capital expenditures within the strategy to which the funds were appropriated. However, any amounts spent on capital items are subject to the aggregate dollar restrictions on capital budget expenditures provided in the General Provisions of this Act.

	<u>2008</u>	<u>2009</u>
a. Acquisition of Information Resource Technologies		
(1) Child Support Hardware/Software Enhancements	\$ 1,960,000	\$ 1,000,000
(2) Sex Offender Apprehension Unit Hardware & Software Acquisition	121,785	UB
(3) Medicaid Fraud Litigation Hardware & Software Enhancements	162,927	11,530
(4) Data Center Consolidation ⁸	15,226,241	16,248,613
Total, Acquisition of Information Resource Technologies	<u>\$ 17,470,953</u>	<u>\$ 17,260,143</u>
b. Acquisition of Capital Equipment and Items		
(1) Child Support Security Systems	40,000	UB
(2) Sex Offender Apprehension Unit Furniture	135,000	UB
(3) Medicaid Fraud Litigation Office Furniture	550,950	UB
Total, Acquisition of Capital Equipment and Items	<u>\$ 725,950</u>	<u>\$ UB</u>
Total, Capital Budget	<u><u>\$ 18,196,903</u></u>	<u><u>\$ 17,260,143</u></u>

Method of Financing (Capital Budget):

<u>General Revenue Fund</u>		
General Revenue Fund	\$ 7,419,918	\$ 6,788,115
Child Support Retained Collection Account	9,377,412	9,732,455
Subtotal, General Revenue Fund	<u>\$ 16,797,330</u>	<u>\$ 16,520,570</u>
GR Dedicated - Compensation to Victims of Crime Account No. 469	79,573	79,573
Federal Funds	<u>1,320,000</u>	<u>660,000</u>
Total, Method of Financing	<u><u>\$ 18,196,903</u></u>	<u><u>\$ 17,260,143</u></u>

3. **Cost Allocation, Reporting Requirement.** The Attorney General's Office is directed to continue an accounting and billing system by which the costs of legal services provided to each agency may be determined. This cost information shall be provided to the Legislative Budget Board and the Governor within 60 days after the close of the fiscal year.

4. **Child Support Collections.**

- a. The Attorney General shall deposit Child Support Retained Collections in a special account in the Comptroller's Office. The account shall be called the Child Support Retained Collection Account. Child Support Retained Collections shall include the state share of funds collected by the Office of the Attorney General which were previously paid by the State as Aid to Families with Dependent Children (AFDC) or Temporary Assistance for Needy Families (TANF) or foster care payments, all child support enforcement incentive payments received from the federal government, and all revenues specifically established by statute on a fee or service-provided basis and pertaining to the Child Support Enforcement Program.

⁸ Incorporates Article IX, § 18.02 (e), of this Act, relating to data center consolidation, which requires data center services expenditures to be categorized as a capital budget item.

OFFICE OF THE ATTORNEY GENERAL
(Continued)

- b. Amounts earned as interest on, and allocated by the Comptroller of Public Accounts to, the Child Support Trust Fund No. 994, in excess of \$808,289 in fiscal year 2008 and \$808,289 in fiscal year 2009, shall be transferred monthly by the Comptroller of Public Accounts to such funds from the General Revenue Fund, and all amounts so transferred are hereby appropriated to the Attorney General for use during the 2008-09 biennium, in addition to the amounts otherwise appropriated herein. Amounts transferred pursuant to this provision shall be shown as a separate, individual entry in the Method of Finance in all standard reports regularly utilizing a method of finance which are submitted to the Governor's Office or the Legislative Budget Board.
 - c. The Attorney General, in cooperation with the Comptroller of Public Accounts, shall develop and maintain such cost centers and/or sub accounts within the Child Support Trust Fund No. 994 and/or the Child Support Retained Collection Account as may be determined necessary or appropriate to separately account for, and allocate the interest earned on, the various sources for receipts deposited to, and types of expenditures made from such funds. The Comptroller of Public Accounts shall separately allocate interest earned by the State to each such cost center and/or subaccount, or to such groupings thereof as may be designated by the Attorney General for purposes of reporting interest earned to the federal government.
 - d. The Comptroller of Public Accounts is directed to transfer and carry forward all the balances of funds in the Child Support Trust Fund No. 994 and the Child Support Retained Collection Account as of August 31, 2007, in such funds to be available for use in fiscal year 2008. Any balances in the Child Support Trust Fund No. 994 and the Child Support Retained Collection Account on hand as of August 31, 2008, shall be carried forward in such funds as funding sources for the appropriation for fiscal year 2009.
 - e. In addition to the amounts otherwise appropriated for Strategy B.1.1, Child Support Enforcement, all funds received from the federal government as reimbursement for the costs and fees paid to counties, district or county clerks, sheriffs or constables pursuant to the provisions of Chapter 231 of the Texas Family Code are hereby appropriated to the Office of the Attorney General for use during the 2008-09 biennium.
5. **Reporting Requirement.** The Attorney General's Office is directed to develop and maintain separate accounting information and records on receipts and distribution of funds from the Child Support Trust Fund No. 994 and the Child Support Retained Collection Account. Such information must at a minimum identify all deposits, allocations, and expenditures by type of revenues. The Comptroller of Public Accounts shall prescribe rules and procedures to assure compliance with this section and all transactions and balances shall be reconciled monthly against the records of the Comptroller. In addition to the requirements for annual financial reports required by the General Provisions of this Act, the Attorney General shall include a separate section detailing all such balances, receipts, and distributions of money in Child Support Trust Fund No. 994 and the Child Support Retained Collection Account. The report must specifically show balances held for transfer to operating appropriations of the Attorney General's Office and any other agency. In addition, any balances which are unclaimed and subject to escheat under other laws must be identified as to amount and age.
6. **Debt Collections.**
- a. The Office of the Attorney General shall attempt to collect all delinquent judgments owed the State of Texas. A portion of those debts collected, as outlined below, shall be eligible for retention by the Office of the Attorney General and may be used as a source of funding for agency operations as specified in and limited by the method of financing of the Office. One hundred percent of the debts collected by the Office of the Attorney General and eligible for retention by the Office shall be applied toward the amounts shown above for Attorney General Debt Collection Receipts in the method of financing for agency operations. Regardless of the total amount collected by the Attorney General, in no event shall this provision be construed as an appropriation in addition to the amount appropriated above as specified in the method of financing, of any of the funds collected by the Office of the Attorney General.
 - b. To be eligible for retention by the Office of the Attorney General, the debt collected must be from a qualifying judgment. Qualifying judgments, as used in this rider, are judgments

OFFICE OF THE ATTORNEY GENERAL
(Continued)

that are at least one year old from the date of entry of the court order and also include debts not reduced to judgment where there are collections on the debt by the Collections Division of the Attorney General's Office if the debt is delinquent by more than one year or has been certified for collection to the Collections Division of the Attorney General's Office. In no event shall more than \$5.0 million from collections stemming from a common nucleus of operative fact be eligible for retention by the Office of the Attorney General.

- c. It is the intent of the Legislature that the following not be allowed as a credit toward the percentage set forth in Rider 6a above: judgments collected by state agencies; judgments less than one year old; or judgments collected without direct action by the Attorney General's Collection Division.
 - d. The Attorney General shall maintain a centralized recordkeeping system for accounting for various departmental and agency certification of delinquent taxes, judgments, and other debts owed the state. The accounting should distinguish by type of tax, judgment, or other debt, and provide for: when the debt was certified by an agency or department for collection by the Attorney General; when it was collected or disposed of, and such other information as the Legislative Budget Board, Governor, or the Comptroller of Public Accounts may require. The Attorney General shall submit semi-annual reports to the Governor and the Legislative Budget Board detailing by agency or department the amount of each debt, when the debt was certified, and when and in what amount, it was collected or disposed of.
7. **River Compact Lawsuit Contingency.** Out of the amounts appropriated above for Strategy A.1.1, Legal Services, \$205,000 shall be set aside to purchase professional services to force compliance with the Texas river compacts by member states and/or agencies of the United States and defend the State in any legal proceeding involving the compacts.
8. **Appropriation of Receipts, Court Costs.** Out of the funds appropriated above as Appropriated Receipts, \$7,500,000 in each fiscal year of the biennium represents the annual appropriation of court costs, attorneys' fees, and investigative costs recovered by the Office of the Attorney General. Court costs, attorneys' fees, and investigative costs recovered by the Office of the Attorney General in excess of those specifically appropriated and shown in the agency's method of financing are appropriated to the Office of the Attorney General in an amount not to exceed \$10,000,000 each fiscal year and shall be used for Strategy A.1.1, Legal Services. At least semi-annually, beginning within 60 days after the close of each fiscal year or more often upon request of the Legislative Budget Board, the Office of the Attorney General shall submit to the Legislative Budget Board, the Senate Finance Committee, the House Appropriations Committee, and the Governor a report that lists each case in which an award of court costs, attorneys' fees, or investigative fees was made, the date of the award, the amount of court costs that were awarded, the amount of investigative costs that were awarded, the amount of attorneys' fees that were awarded, and the strategy or strategies to which the above receipts were allocated, in addition to any other information that may be requested by the Legislative Budget Board.
9. **Interagency Contracts for Legal Services.** The Office of the Attorney General shall not be appropriated any state funds from interagency contracts, notwithstanding the provisions of the section entitled Reimbursements and Payments, in Article IX, General Provisions of this Act unless the Attorney General gives prior written notice to the Legislative Budget Board and the Governor, accompanied by written permission by the affected agency. Any such interagency contract for legal services between the Attorney General's Office and state agencies shall not jeopardize the ability of the agencies to carry out their legislative mandates, shall not affect their budget such that employees must be terminated in order to pay the requested amount, and shall not exceed reasonable attorney fees for similar legal services in the private sector. The Office of the Attorney General is hereby appropriated funds received from interagency contracts for non-legal services rendered by the Office of the Attorney General.
10. **Unexpended Balances: Between Fiscal Years within the Biennium.** Any unexpended balances as of August 31, 2008, in appropriations made to the Office of the Attorney General are hereby appropriated for the same purpose for the fiscal year beginning September 1, 2008. It is the intent of the Legislature that any unexpended balances in Strategy B.1.1, Child Support Enforcement, shall be used only to enforce child support laws and regulations.

OFFICE OF THE ATTORNEY GENERAL
(Continued)

11. **Transfer Authority.** Notwithstanding limitations on appropriation transfers contained in the General Provisions of this Act, the Attorney General is hereby authorized to direct agency resources and transfer such amounts appropriated above between appropriation line items.
12. **Victims Assistance Grants.** Funds appropriated above in C.1.2, Victims Assistance, shall be spent as follows:

<u>Program</u>	<u>FY 2008</u>	<u>FY 2009</u>
(1) Victims Assistance Coordinators and Victims Liaisons	\$2,417,574	\$2,419,568
(2) Court Appointed Special Advocates	3,148,000	3,055,000
(3) Sexual Assault Prevention and Crisis Services Program	10,500,130	10,508,338
(4) Sexual Assault Services Program Grants	375,000	375,000
(5) Children's Advocacy Centers	5,999,003	5,999,003
(6) Legal Services Grants	2,500,000	2,500,000
(7) Other Victims Assistance Grants	10,453,018	10,461,466
(8) Statewide Victim Notification System	<u>3,975,120</u>	<u>3,483,700</u>
Total	<u>\$39,367,845</u>	<u>\$38,802,075</u>
Method of Financing:		
General Revenue	\$ 2,000,000	\$ 2,000,000
Compensation to Victims of Crime Fund No. 469	\$33,093,574	\$33,093,574
Sexual Assault Program Account No. 5010	204,904	204,904
Attorney General Volunteer Advocate Program Plates Account No. 5036	148,000	55,000
Federal Funds	3,921,367	3,448,597
Total, Method of Financing	<u>\$39,367,845</u>	<u>\$38,802,075</u>

The Office of the Attorney General shall adopt rules for the competitive allocation of funds under item number (7) Other Victims Assistance Grants. None of the funds appropriated in Strategy C.1.2, Victims Assistance, may be expended on grants to organizations that make contributions to campaigns for elective office or that endorse candidates.

Within 100 days after the close of each fiscal year, the Office of the Attorney General shall submit a report detailing the expenditure of funds appropriated in Strategy C.1.2, Victims Assistance. The report shall include information on the guidelines used to select programs that receive grants, on the amount of grants awarded in each of the categories listed above, on the amount of expenditures for administration, and on audit and oversight activities conducted relating to the victims assistance grants and the programs receiving such grants. The report shall be submitted to the Legislative Budget Board, the Governor, the Senate Finance Committee, and the House Appropriations Committee.

13. **Appropriation of All CASA License Plates Unexpended Balances and Receipts.** Included in amounts appropriated above in Strategy C.1.2, Victims Assistance, are all estimated balances collected prior to the effective date of this Act (estimated to be \$93,000 and included in fiscal year 2008) and revenue collected on or after September 1, 2007 (estimated to be \$55,000 in fiscal year 2008 and \$55,000 in fiscal year 2009), from the sale of license plates as provided by the Transportation Code Section 504.611 and deposited to the credit of the General Revenue - Dedicated Attorney General Volunteer Advocate Program Plates Account No. 5036. In addition to amounts identified herein and included above, all unexpended balances remaining as of August 31, 2007, and all revenue generated on or after September 1, 2007, are hereby appropriated for the same purpose.

Any unexpended balances remaining as of August 31, 2008, in the appropriation made herein are hereby appropriated for the fiscal year beginning September 1, 2008.

14. **Child Support Contractors.** Full-Time-Equivalent (FTE) positions associated with contracted workers in Strategy B.1.1, Child Support Enforcement, shall be exempt from the provisions in Article IX relating to limiting state agency employment levels.

OFFICE OF THE ATTORNEY GENERAL
(Continued)

15. **Elephant Butte Litigation.** The Office of the Attorney General may, if the Attorney General deems necessary, use funds appropriated above in Strategy A.1.1, Legal Services, not to exceed a total amount of \$10,153,000, for potential intervention in certain developing ground and surface water disputes with the state of New Mexico along the Rio Grande Project from Elephant Butte Reservoir to Fort Quitman, Texas.
16. **Excess Incentive Collections.** In addition to Child Support Retained Collections appropriated above, the Office of the Attorney General is hereby appropriated Child Support Incentive Collections receipts in excess of \$41,320,000 in fiscal year 2008 and \$43,350,000 in fiscal year 2009, to be used in Strategy B.1.1, Child Support Enforcement, and B.1.2, State Disbursement Unit, during the 2008-09 biennium.
17. **Litigation Related to the Conversion of Mineral Rights on State Property.** Included in amounts appropriated above in Strategy A.1.1, Legal Services, is \$1,700,000 from the State Highway Fund No. 006 for the 2008-09 biennium for litigation expenses related to the conversion of mineral rights on state property.
18. **Interagency Contract with the Texas Department of Criminal Justice.** Notwithstanding Rider 9 above, Interagency Contracts for Legal Services, the Office of the Attorney General is appropriated any funds transferred from the Texas Department of Criminal Justice (TDCJ) pursuant to an interagency contract for the Office of the Attorney General to provide legal services to the Texas Department of Criminal Justice.
19. **Interagency Contract with the Department of Public Safety.** Notwithstanding Rider 9 above, Interagency Contracts for Legal Services, the Office of the Attorney General is appropriated any funds transferred from the Department of Public Safety pursuant to an interagency contract for the Office of the Attorney General to provide legal services to the Department of Public Safety.
20. **Bond Review Fees.** Included in the General Revenue amounts appropriated above for the 2008-09 biennium is \$8,773,794 in Strategy A.1.1, Legal Services, and \$1,388,590 in Strategy D.1.1, Medicaid Investigation, from the deposit of bond review fees as authorized by Government Code, § 1202.004.
21. **Criminal Investigations.** Included in amounts appropriated above in Strategy A.1.1, Legal Services, is \$3,442,719 and 48.2 Full-Time Equivalent Positions in fiscal year 2008 and \$3,442,723 and 48.2 Full-time Equivalent Positions in fiscal year 2009 for the Criminal Investigations Division. Activities in that division include the Cyber Crimes Unit, Fugitive Unit, Special Investigations Unit, Money Laundering Unit, Computer Forensic Unit, Joint Terrorism Task Force, and Criminal Analysts.
22. **Cash Flow Contingency.** Contingent upon the receipt of federal funds in federally funded programs and with prior approval by the Legislative Budget Board, the Office of the Attorney General may temporarily utilize additional General Revenue funds, pending receipt of federal reimbursement, in an amount not to exceed the anticipated reimbursement, in each fiscal year of the biennium. The General Revenue amounts utilized above the General Revenue method of finance shall be utilized only for the purpose of temporary cash flow needs. These transfers and repayments shall be credited to the fiscal year being reimbursed and shall be in accordance with procedures established by the Comptroller of Public Accounts.
23. **Appropriations Contingent Upon Certification of Revenue Above the Biennial Revenue Estimate.** Included in amounts appropriated above in Strategy A.1.1, Legal Services, is \$6,196,951 in General Revenue in fiscal year 2008 and \$6,021,651 in General Revenue in fiscal year 2009 and 41 FTEs each fiscal year of the biennium for civil Medicaid fraud litigation. This appropriation is contingent upon the Comptroller's certification of available General Revenue of \$12,218,602 for the biennium above the Comptroller's January 2007 Biennial Revenue Estimate.
24. **Contingency for Senate Bill 1616.⁹** Contingent upon enactment of Senate Bill 1616, or similar legislation relating to transferring funds from the Crime Victims' Auxiliary Fund No. 0494 to the Crime Victims' Compensation Fund No. 0469, by the Eightieth Legislature,

⁹ SB 1616, 80th Legislature, Regular Session, did not pass, resulting in a reduction of Crime Victim Compensation Fund No. 0469 in the amount of \$3,344,314 in FY 2008 and \$2,791,350 in FY 2009.

OFFICE OF THE ATTORNEY GENERAL
(Continued)

Regular Session, 2007, included in amounts appropriated above is \$3,344,314 for fiscal year 2008 and \$2,791,350 for fiscal year 2009 from the Crime Victims' Compensation Fund No. 0469 to implement the provisions of the legislation.

25. **Contingency for Senate Bill 1615.** Contingent on passage of Senate Bill 1615, or similar legislation requiring the Office of the Attorney General to create a centralized contract to collect debts classified as uncollectible, by the Eightieth Legislature, Regular Session, 2007, included in amounts appropriated above is \$1,000,000 for fiscal year 2008 and \$1,000,000 for fiscal year 2009 in General Revenue for Child Advocacy Centers grants.
26. **Travel Cap Exemption for Litigation Related Travel.** Travel expenses incurred by the Office of the Attorney General related to litigation are exempt from the requirements of Article IX, Section 5.08, Limitation on Travel Expenditures.
27. **Colonias Investigators.** Included in amounts appropriated above in Strategy A.1.1, Legal Services, is \$238,320 in General Revenue and 4 FTEs in fiscal year 2008 and \$211,348 and 4 FTEs in fiscal year 2009 for colonias investigators.
28. **Sex Offender Apprehension.** Out of funds appropriated above, the Office of the Attorney General shall coordinate activities related to sex offender apprehension with the Department of Public Safety, Texas Department of Criminal Justice, the Board of Pardons and Parole, and any other state law enforcement agency in order to maximize resources for the apprehension and arrest of sex offenders.
29. **Unexpended Balances Carried Forward Between Biennia.** Included in amounts appropriated above are unexpended balances out of Appropriated Receipts as of August 31, 2007 (estimated to be \$750,000) remaining in Strategy A.1.1, Legal Services, from the collection of attorney fees, investigative costs, and court costs for the purpose of litigation related expenses.

Any unobligated balances remaining as of August 31, 2008 are hereby appropriated for the same purpose for the fiscal year beginning September 1, 2008.

30. **Special Investigations Unit.** Included in amounts appropriated above in Strategy A.1.1, Legal Services, is \$1,590,291 in General Revenue in fiscal year 2008 and \$1,590,291 in General Revenue in fiscal year 2009 for the Special Investigations Unit.

The Attorney General shall apply for alternative funding in the form of grants, interagency contracts, and federal funding for the Special Investigations Unit. Within 10 days of approval for alternative funding, the Office of the Attorney General shall notify the Legislative Budget Board and the Comptroller of Public Accounts. Upon receipt of alternative funding, the Comptroller of Public Accounts shall reduce General Revenue appropriations identified above in the amount of the alternative funding received in each fiscal year.

BOND REVIEW BOARD

	For the Years Ending	
	August 31, 2008	August 31, 2009
Method of Financing:		
General Revenue Fund	\$ 596,423	\$ 596,424
Total, Method of Financing	<u>\$ 596,423</u>	<u>\$ 596,424</u>
This bill pattern represents an estimated 100% of this agency's estimated total available funds for the biennium.		
Number of Full-Time-Equivalents (FTE):	9.5	9.5

BOND REVIEW BOARD
(Continued)

Schedule of Exempt Positions:

Executive Director, Group 3 ¹	\$90,000	\$90,000
--	----------	----------

Items of Appropriation:

A. Goal: PROTECT TEXAS BOND RATING

Issue Texas' Bonds Cost Effectively Using Sound Debt Mgmt. Policies.

A.1.1. Strategy: REVIEW BOND ISSUES	\$ 197,144	\$ 197,144
Review Bond Issues to Assure Legality and Other Provisions.		

A.1.2. Strategy: STATE BOND DEBT	\$ 130,685	\$ 130,686
Report to the Legislature on Debt Obligation and Policy Alternatives.		

Total, Goal A: PROTECT TEXAS BOND RATING	<u>\$ 327,829</u>	<u>\$ 327,830</u>
---	-------------------	-------------------

B. Goal: LOCAL BOND DEBT

Ensure That Public Officials Have Current Info on Debt Management.

B.1.1. Strategy: ANALYZE LOCAL BOND DEBT	\$ 153,481	\$ 153,481
Analyze Data on Local Government Finance and Debt Management.		

C. Goal: PRIVATE ACTIVITY BONDS

Equitably Administer the Private Activity Bond Allocation for Texas.

C.1.1. Strategy: ADMINISTER PRIVATE ACTIVITY BONDS	\$ 115,113	\$ 115,113
Effectively Administer the Private Activity Bond Allocation Program.		

Grand Total, BOND REVIEW BOARD	<u>\$ 596,423</u>	<u>\$ 596,424</u>
---------------------------------------	-------------------	-------------------

Object-of-Expense Informational Listing:

Salaries and Wages	\$ 546,529	\$ 546,529
Other Personnel Costs	29,634	29,634
Consumable Supplies	2,930	2,930
Travel	2,000	2,000
Rent - Machine and Other	4,300	4,300
Other Operating Expense	<u>11,030</u>	<u>11,031</u>

Total, Object-of-Expense Informational Listing	<u>\$ 596,423</u>	<u>\$ 596,424</u>
---	-------------------	-------------------

Estimated Allocations for Employee Benefits and Debt Service Appropriations Made Elsewhere in this Act:

Employee Benefits

Retirement	\$ 29,414	\$ 29,856
Group Insurance	51,254	52,455
Social Security	38,062	38,633
Benefits Replacement	<u>2,725</u>	<u>2,588</u>

Subtotal, Employee Benefits	<u>\$ 121,455</u>	<u>\$ 123,532</u>
-----------------------------	-------------------	-------------------

Debt Service

Lease Payments	<u>\$ 62,130</u>	<u>\$ 61,098</u>
----------------	------------------	------------------

Total, Estimated Allocations for Employee Benefits and Debt Service Appropriations Made Elsewhere in this Act	<u>\$ 183,585</u>	<u>\$ 184,630</u>
--	-------------------	-------------------

- 1. Performance Measure Targets.** The following is a listing of the key performance target levels for the Bond Review Board. It is the intent of the Legislature that appropriations made by this Act be utilized in the most efficient and effective manner possible to achieve the intended mission of the Bond Review Board. In order to achieve the objectives and service standards established by this Act, the Bond Review Board shall make every effort to attain the following designated key performance target levels associated with each item of appropriation.

¹ Incorporates authority provided to the Governor to set compensation rates pursuant to Article IX, § 3.05 (b)(3), of this Act, reflecting an increase from \$85,000 each year.

BOND REVIEW BOARD
(Continued)

	<u>2008</u>	<u>2009</u>
A. Goal: PROTECT TEXAS BOND RATING		
A.1.1. Strategy: REVIEW BOND ISSUES		
Output (Volume):		
Number of State Bond Issues and Lease-purchase Projects Reviewed	60	60
A.1.2. Strategy: STATE BOND DEBT		
Output (Volume):		
Number of Responses to Debt Information Requests	150	250
B. Goal: LOCAL BOND DEBT		
B.1.1. Strategy: ANALYZE LOCAL BOND DEBT		
Output (Volume):		
Number of Local Government Financings Analyzed	1,200	1,150
C. Goal: PRIVATE ACTIVITY BONDS		
C.1.1. Strategy: ADMINISTER PRIVATE ACTIVITY BONDS		
Output (Volume):		
Number of Applications Reviewed	170	175
2. Debt Issuance Technical Assistance to School Districts.		
It is the intent of the Legislature that the Bond Review Board (BRB) and any other public entities or outside consultants determined by the BRB to be needed, provide technical assistance to school districts entering into bonded indebtedness or lease purchase agreements. This assistance may include, but is not limited to: advising districts of the financial implications of debt and lease purchase agreements; the appropriate criteria districts should consider in debt-related decision making; and options available to districts in the issuance of debt.		

CANCER COUNCIL¹

	For the Years Ending	
	August 31, <u>2008</u>	August 31, <u>2009</u>
Method of Financing:		
General Revenue - Insurance Companies Maintenance Tax and Insurance Department Fees	\$ 3,291,792	\$ 3,288,659
GR Dedicated - Texans Conquer Cancer Plates Account No. 5090	<u>45,000</u>	<u>12,000</u>
Total, Method of Financing	<u><u>\$ 3,336,792</u></u>	<u><u>\$ 3,300,659</u></u>
Other Direct and Indirect Costs Appropriated Elsewhere in this Act	\$ 102,930	\$ 103,554
This bill pattern represents an estimated 100% of this agency's estimated total available funds for the biennium.		
Number of Full-Time-Equivalents (FTE):	7.0	7.0
Schedule of Exempt Positions:		
Executive Director, Group 1	\$61,729	\$61,729
Items of Appropriation:		
A. Goal: CANCER SERVICES		
Ensure Access to Cancer Prevention Information and Services.		
A.1.1. Strategy: COORD. CANCER GRANTS & SERV	\$ 2,962,953	\$ 2,926,819
Coordinate Cancer Grants and Services.		
B. Goal: DIRECT AND INDIRECT ADMINISTRATION		
B.1.1. Strategy: DIRECT AND INDIRECT ADMINISTRATION	\$ 373,839	\$ 373,840
Grand Total, CANCER COUNCIL	<u><u>\$ 3,336,792</u></u>	<u><u>\$ 3,300,659</u></u>

¹ Contingent on the passage of a constitutional amendment by Texas voters (Proposition 15) requiring the creation of the Cancer Prevention and Research Institute of Texas, the Cancer Council would be renamed the Cancer Prevention and Research Institute of Texas in accordance with HB 14 and HJR 90, 80th Legislature, Regular Session.

CANCER COUNCIL
(Continued)

Object-of-Expense Informational Listing:

Salaries and Wages	\$ 295,109	\$ 295,109
Other Personnel Costs	10,628	11,148
Professional Fees and Services	6,000	6,000
Consumable Supplies	2,500	2,500
Utilities	4,046	4,046
Travel	17,000	17,000
Rent - Building	250	250
Rent - Machine and Other	2,648	2,648
Other Operating Expense	46,858	46,339
Grants	<u>2,951,753</u>	<u>2,915,619</u>
Total, Object-of-Expense Informational Listing	<u>\$ 3,336,792</u>	<u>\$ 3,300,659</u>

Estimated Allocations for Employee Benefits and Debt
Service Appropriations Made Elsewhere in this Act:

Employee Benefits

Retirement	\$ 16,058	\$ 16,299
Group Insurance	56,213	57,749
Social Security	24,456	24,823
Benefits Replacement	<u>3,651</u>	<u>3,469</u>
Subtotal, Employee Benefits	<u>\$ 100,378</u>	<u>\$ 102,340</u>

Debt Service

Lease Payments	<u>\$ 407</u>	<u>\$ 407</u>
----------------	---------------	---------------

Total, Estimated Allocations for Employee
Benefits and Debt Service Appropriations Made
Elsewhere in this Act

<u>\$ 100,785</u>	<u>\$ 102,747</u>
-------------------	-------------------

1. **Performance Measure Targets.** The following is a listing of the key performance target levels for the Cancer Council. It is the intent of the Legislature that appropriations made by this Act be utilized in the most efficient and effective manner possible to achieve the intended mission of the Cancer Council. In order to achieve the objectives and service standards established by this Act, the Cancer Council shall make every effort to attain the following designated key performance target levels associated with each item of appropriation.

	<u>2008</u>	<u>2009</u>
A. Goal: CANCER SERVICES		
A.1.1. Strategy: COORD. CANCER GRANTS & SERV		
Output (Volume):		
Number of People Served by Council-funded Cancer Prevention and Control Activities	600,000	600,000
Number of Health Care and/or Education Professionals Who Receive Council-funded Training or Materials	700,000	700,000
Number of Private and Public Funding Opportunities Pursued by the Cancer Council and Local Contractors in an Effort to Increase Funding	170	170
Number of Clock Hours Donated to Local Contractors and the Council for Public Awareness, Professional Education, Early Detection Activities, and Other Activities Implementing the Texas Cancer Plan	160,000	160,000
Efficiencies:		
Average Cost Per Health Care and/or Education Professional Trained	2.1	2.1
Explanatory:		
Annual Age-adjusted Cancer Mortality Rate	173.9	171.2

2. **Unexpended Balances Within the Biennium.** Any unexpended balances remaining as of August 31, 2008, in the appropriations made above are hereby appropriated for the fiscal year beginning September 1, 2008.
3. **Appropriation of All License Plates Unexpended Balances and Receipts.** Included in amounts appropriated above in Strategy A.1.1, Coordinate Cancer Grants and Services, are all estimated balances collected prior to the effective date of this Act (estimated to be \$33,000 and included in fiscal year 2008) and revenue collected on or after September 1, 2007 (estimated to be \$12,000 each fiscal year), from the sale of license plates as provided by the Transportation Code Section 504.620 and deposited to the credit of the General Revenue

CANCER COUNCIL
(Continued)

Dedicated Texans Conquer Cancer Plates Account No. 5090. In addition to amounts identified herein and included above, all unexpended balances remaining as of August 31, 2007 and all revenue generated on or after September 1, 2007, are hereby appropriated for the same purpose.

Any unexpended balances remaining as of August 31, 2008, in the appropriation made herein are hereby appropriated for the fiscal year beginning September 1, 2008.

COMPTROLLER OF PUBLIC ACCOUNTS

	For the Years Ending	
	August 31, 2008	August 31, 2009
Method of Financing:		
General Revenue Fund	\$ 211,628,540	\$ 211,528,541
Other Funds		
Appropriated Receipts	1,403,935	1,403,935
Interagency Contracts	972,543	972,543
Subtotal, Other Funds	<u>\$ 2,376,478</u>	<u>\$ 2,376,478</u>
Total, Method of Financing	<u><u>\$ 214,005,018</u></u>	<u><u>\$ 213,905,019</u></u>

This bill pattern represents an estimated 16.1% of this agency's estimated total available funds for the biennium.

Number of Full-Time-Equivalents (FTE): ^{1, 2}	3,003.6	3,003.6
---	---------	---------

Schedule of Exempt Positions:		
Comptroller of Public Accounts, Group 6	\$150,000	\$150,000

Items of Appropriation:

A. Goal: COMPLIANCE WITH TAX LAWS

To Improve Voluntary Compliance with Tax Laws.

A.1.1. Strategy: ONGOING AUDIT ACTIVITIES Perform Audits to Improve Taxpayer Compliance and Generate Revenue.	\$ 62,010,564	\$ 62,010,565
A.2.1. Strategy: TAX LAWS COMPLIANCE Improve Compliance with Tax Laws through Contact & Collection Program.	\$ 29,944,703	\$ 29,944,703
A.3.1. Strategy: TAXPAYER INFORMATION Provide Information to Taxpayers, Government Officials and the Public.	\$ 18,581,364	\$ 18,581,364
A.4.1. Strategy: TAX HEARINGS Provide Tax Hearings/Represent the Agency/Provide Legal Counsel.	<u>\$ 10,115,925</u>	<u>\$ 10,115,925</u>

Total, Goal A: COMPLIANCE WITH TAX LAWS	<u><u>\$ 120,652,556</u></u>	<u><u>\$ 120,652,557</u></u>
--	------------------------------	------------------------------

B. Goal: MANAGE FISCAL AFFAIRS

To Efficiently Manage the State's Fiscal Affairs.

B.1.1. Strategy: ACCOUNTING/REPORTING Proj Receipts/Disbursements; Complete Accounting/Reporting Resps.	\$ 13,878,625	\$ 13,878,625
---	---------------	---------------

¹ Incorporates Article IX, § 19.04, of this Act, due to the enactment of HB 3560, 80th Legislature, Regular Session, which authorizes the transfer of procurement, fleet management, and support services duties of the Texas Facilities Commission, formerly the Texas Building and Procurement Commission, to the Comptroller of Public Accounts, including the transfer of \$6,468,475 in All Funds each fiscal year and an estimated 109.8 FTEs each fiscal year. All riders and performance measures associated with procurement, fleet management, and support services have been transferred to the Comptroller of Public Accounts.

² Incorporates Article IX, § 18.02 (c), of this Act, relating to data center consolidation, which reduces the FTE cap by 2.8 each fiscal year of the biennium at the Texas Facilities Commission (formerly the Texas Building and Procurement Commission) for procurement functions that were subsequently transferred to the Comptroller of Public Accounts by HB 3560, 80th Legislature, Regular Session.

COMPTROLLER OF PUBLIC ACCOUNTS
(Continued)

B.1.2. Strategy: CLAIMS AND PAYMENTS Audit/Process Claims; Issue Payments; Provide Assistance & Training.	\$	13,255,705	\$	13,255,705
B.2.1. Strategy: PROPERTY TAX PROGRAM Conduct Property Value Study; Provide Assistance; Review Methods.	\$	9,499,396	\$	9,499,396
B.3.1. Strategy: FISCAL RESEARCH & STUDIES Provide Information & Analysis to the Public & Private Sectors.	\$	7,483,659	\$	7,483,659
B.4.1. Strategy: TREASURY OPERATIONS Ensure State's Assets, Cash Receipts, and Warrants are Prop Secured.	\$	6,697,580	\$	6,697,580
B.5.1. Strategy: PROCUREMENT ^{3, 4} Provide a Competitive Procurement System.	\$	4,498,555	\$	4,498,555
B.6.1. Strategy: SUPPORT SERVICES Provide for the Timely and Cost-Effective Manner.	\$	<u>1,521,716</u>	\$	<u>1,521,716</u>
Total, Goal B: MANAGE FISCAL AFFAIRS	\$	<u>56,835,236</u>	\$	<u>56,835,236</u>
C. Goal: TAX AND FINANCIAL INFO TECHNOLOGY Manage the Receipt and Disbursement of State Tax Revenue.				
C.1.1. Strategy: REVENUE & TAX PROCESSING ⁵ Improve Tax/Voucher Data Processing, Tax Collection & Disbursements.	\$	36,517,226	\$	36,417,226
Grand Total, COMPTROLLER OF PUBLIC ACCOUNTS	\$	<u>214,005,018</u>	\$	<u>213,905,019</u>
Object-of-Expense Informational Listing:				
Salaries and Wages	\$	154,695,616	\$	154,695,617
Other Personnel Costs		4,660,550		4,660,550
Professional Fees and Services		8,990,444		9,068,784
Fuels and Lubricants		11,500		11,500
Consumable Supplies		1,191,499		1,191,499
Utilities		4,728,380		4,728,380
Travel		4,151,655		4,151,655
Rent - Building		2,578,689		2,578,689
Rent - Machine and Other		7,252,600		7,252,600
Other Operating Expense		25,650,817		25,565,745
Capital Expenditures		<u>93,268</u>		<u>0</u>
Total, Object-of-Expense Informational Listing	\$	<u>214,005,018</u>	\$	<u>213,905,019</u>
Estimated Allocations for Employee Benefits and Debt Service Appropriations Made Elsewhere in this Act:				
<u>Employee Benefits</u>				
Retirement	\$	9,263,046	\$	9,401,992
Group Insurance		21,660,983		22,213,864
Social Security		11,699,267		11,874,756
Benefits Replacement		<u>1,458,806</u>		<u>1,385,866</u>
Subtotal, Employee Benefits	\$	<u>44,082,102</u>	\$	<u>44,876,478</u>

³ Incorporates Article IX, § 19.04, of this Act, due to the enactment of HB 3560, 80th Legislature, Regular Session, which authorized the transfer of procurement, fleet management, and support services duties of the Texas Facilities Commission, formerly the Texas Building and Procurement Commission, to the the Comptroller of Public Accounts, including the transfer of \$6,468,475 in All Funds each fiscal year and an estimated 109.8 FTEs each fiscal year. All riders and performance measures associated with procurement, fleet management, and support services have been transferred to the Comptroller of Public Accounts.

⁴ Incorporates the passage of HB 15, 80th Legislature, Regular Session, relating to data center services, which reduces appropriations by \$448,204 in All Funds each fiscal year for reduced costs related to the data center consolidation at the Texas Facilities Commission (formerly the Texas Building and Procurement Commission) for procurement related functions that were subsequently transferred to the Comptroller of Public Accounts by HB 3560, 80th Legislature, Regular Session.

⁵ Incorporates Article IX, § 19.74, of this Act, due to the enactment of HB 1751, 80th Legislature, Regular Session, which authorizes the imposition and use of a fee on certain sexually oriented businesses, including General Revenue in the amount of \$100,000 in FY 2008 to the Comptroller of Public Accounts for administration of the fee.

COMPTROLLER OF PUBLIC ACCOUNTS
(Continued)

Debt Service		
Lease Payments	\$ 928,688	\$ 944,205
Total, Estimated Allocations for Employee Benefits and Debt Service Appropriations Made Elsewhere in this Act	\$ 45,010,790	\$ 45,820,683

1. **Performance Measure Targets.** The following is a listing of the key performance target levels for the Comptroller of Public Accounts. It is the intent of the Legislature that appropriations made by this Act be utilized in the most efficient and effective manner possible to achieve the intended mission of the Comptroller of Public Accounts. In order to achieve the objectives and service standards established by this Act, the Comptroller of Public Accounts shall make every effort to attain the following designated key performance target levels associated with each item of appropriation.

	2008	2009
A. Goal: COMPLIANCE WITH TAX LAWS		
Outcome (Results/Impact):		
Percent Accuracy Rate of Reported Amounts on Original Audits	98%	98%
Average Monthly Delinquent Account Closure Rate per Enforcement Collector	325	325
Percentage of Proposed Decisions Issued by Administrative Law Judges within 40 Days of the Record Closing	98%	98%
A.1.1. Strategy: ONGOING AUDIT ACTIVITIES		
Output (Volume):		
Number of Audits and Verifications Conducted	17,000	17,000
Efficiencies:		
Average Dollars Assessed to Dollar Cost	32.5	32.5
A.2.1. Strategy: TAX LAWS COMPLIANCE		
Efficiencies:		
Delinquent Taxes Collected Per Collection-related Dollar Expended	71	79
A.3.1. Strategy: TAXPAYER INFORMATION		
Output (Volume):		
Total Number of Responses Issued by the Tax Policy, Projects, and Exemptions Areas	47,000	50,800
Efficiencies:		
Percent of Responses Issued by the Tax Policy, Projects, and Exemption Areas Section within 7 Working Days	93%	93%
A.4.1. Strategy: TAX HEARINGS		
Output (Volume):		
Number of Final Decisions Rendered by Administrative Law Judges	1,400	1,400
Efficiencies:		
Average Length of Time (Work Days) Taken to Issue a Proposed Decision Following Record Closing	9.5	9.5
B. Goal: MANAGE FISCAL AFFAIRS		
Outcome (Results/Impact):		
Percent of Fund Accounting Customers Who Return an Overall Customer Service Rating of Good or Excellent on Surveys	98%	98%
Percentage of Target Independent School Districts' Total Statewide Value in which PTD Met the Target Margin of Error	95%	95%
Percentage of Funds Processed Electronically	90	90
Number of New HUBs Certified as a Result of HUB Outreach Efforts	1,200	1,200
Percentage of Post-payment Audits Completed ⁶	50%	50%
B.1.1. Strategy: ACCOUNTING/REPORTING		
Efficiencies:		
Number of Staff Hours Required to Produce the Comprehensive Annual Financial Report	7,250	7,250

⁶ Incorporates Article IX, § 19.04, of this Act, due to the enactment of HB 3560, 80th Legislature, Regular Session, which authorizes the transfer of procurement, fleet management, and support services duties of the Texas Facilities Commission, formerly the Texas Building and Procurement Commission, to the Comptroller of Public Accounts, including the transfer of \$6,468,475 in All Funds each fiscal year and an estimated 109.8 FTEs each fiscal year. All riders and performance measures associated with procurement, fleet management, and support services have been transferred to the Comptroller of Public Accounts.

COMPTROLLER OF PUBLIC ACCOUNTS
(Continued)

B.2.1. Strategy: PROPERTY TAX PROGRAM		
Output (Volume):		
Number of Properties Included in the Property Value Study	133,241	133,241
B.3.1. Strategy: FISCAL RESEARCH & STUDIES		
Output (Volume):		
Number of Local Government Management Reviews Conducted	40	40
B.4.1. Strategy: TREASURY OPERATIONS		
Output (Volume):		
Number of State Depository Bank Account Reconciliations Performed	11,500	11,000
B.5.1. Strategy: PROCUREMENT ⁷		
Output (Volume):		
Number of New, Revised, and Renewed Statewide Volume Contracts Awarded	200	200
Number of Historically Underutilized Business Field Audits Conducted	700	700
Number of Historically Underutilized Business Desk Audits Conducted	2,100	2,100
Efficiencies:		
Number of Business Days to Process Non-delegated Open Market Requisitions from Client Agencies	45	45
Explanatory:		
Number of Transactions Completed by the State Contract Travel Provider	65,000	65,000

C. Goal: TAX AND FINANCIAL INFO TECHNOLOGY

Outcome (Results/Impact):		
Time Taken to Return Tax Allocation to Local Jurisdictions (Days)	21	21
C.1.1. Strategy: REVENUE & TAX PROCESSING		
Output (Volume):		
Number of Tax Returns Processed	4,200,000	4,300,000
Efficiencies:		
Average Number of Hours to Deposit Receipts	4.2	4.2

2. **Capital Budget.** Funds appropriated above may be expended for capital budget items listed below. The amounts identified for each item may be adjusted or expended on other capital expenditures, subject to the aggregate dollar restrictions on capital budget expenditures provided in the general provisions of this Act.

	2008	2009
a. Acquisition of Information Resource Technologies		
(1) Daily Operations - Capital	\$ 9,072,611	\$ 9,072,611
(2) Data Center Operations	990,684	990,684
(3) Upgrade Tax System for H.B. 3, 79th, 3rd CS	\$ 1,667,610	\$ 452,271
Total, Acquisition of Information Resource Technologies	\$ 11,730,905	\$ 10,515,566
Total, Capital Budget	\$ 11,730,905	\$ 10,515,566

Method of Financing (Capital Budget):

General Revenue Fund	\$ 11,730,905	\$ 10,515,566
Total, Method of Financing	\$ 11,730,905	\$ 10,515,566

3. **Appropriation of Receipts.** The Comptroller is hereby authorized to transfer appropriated funds and cash from the state agencies' funds and accounts to the Comptroller's Office to reimburse for the cost of mailing warrants and consolidating payments across agency and fund lines, making electronic transfers and data transmissions to financial institutions, vendors, and

⁷ Incorporates Article IX, § 19.04, of this Act, due to the enactment of HB 3560, 80th Legislature, Regular Session, which authorizes the transfer of procurement, fleet management, and support services duties of the Texas Facilities Commission, formerly the Texas Building and Procurement Commission, to the Comptroller of Public Accounts, including the transfer of \$6,468,475 in All Funds each fiscal year and an estimated 109.8 FTEs each fiscal year. All riders and performance measures associated with procurement, fleet management, and support services have been transferred to the Comptroller of Public Accounts.

COMPTROLLER OF PUBLIC ACCOUNTS

(Continued)

associated activities. These, and all sums received in refund of postage, insurance, and shipping costs for the cigarette stamp program, are hereby appropriated to the Comptroller's Office.

4. **Support to the Board of Tax Professional Examiners.** Out of funds appropriated above, the Comptroller of Public Accounts shall provide administrative support to the Board of Tax Professional Examiners. The Comptroller of Public Accounts shall receive reimbursement from the Board of Tax Professional Examiners through an interagency contract which shall consist of the same levels of service and approximate costs as provided to the Board of Tax Professional Examiners by the State Comptroller during the 2006-07 biennium.
5. **Employee Incentive Rider.** In addition to the existing authority and amounts related to employee compensation and benefits, the Comptroller of Public Accounts may expend amounts necessary from funds appropriated for the 2008-09 biennium for the purposes of enhancing compensation, providing incentives, or paying associated expenses for high performing employees within the Comptroller's Office.
6. **Capital Expenditures Authorized.** Notwithstanding the limitations placed on the expenditure of funds for capital budget items contained in this Act, the Comptroller of Public Accounts is hereby authorized to expend funds appropriated to the Comptroller of Public Accounts for the acquisition of capital budget items.
7. **Transfer Authority.** Notwithstanding limitations on appropriation transfers contained in the General Provisions of this Act, the Comptroller of Public Accounts is hereby authorized to direct agency resources and transfer such amounts appropriated above between appropriation line items.
8. **Unexpended Balances Carried Forward Between Biennia.** All unexpended balances appropriated and/or allocated to the Comptroller of Public Accounts from the 2006-07 biennium due to efficiencies or other cost savings of the Comptroller are hereby appropriated for the 2008-09 biennium. The appropriations herein are for ensuring the continuation of high priority programs within the Comptroller's Office.
9. **Appropriation for Statutory Obligations.** The Comptroller of Public Accounts is hereby appropriated from Unclaimed Property Receipts all sums necessary to perform statutory obligations under §§ 74.201, 74.203, 74.601, and 74.602 of the Texas Property Code and to respond to public inquiries generated by the advertising program including, but not limited to, the hiring of temporary employees. Such amounts shall not exceed the amount of money credited to Unclaimed Property Receipts from unclaimed property proceeds.
10. **Uniform Statewide Accounting and Payroll Services and Technology.** There is hereby appropriated to the Comptroller of Public Accounts all revenues received as a result of cost sharing arrangements with other state agencies, other governmental units, or non-government entities for software, technology, licensing arrangements, royalty receipts, or other charges or receipts from the sharing of technological or other information, expertise, services, or cooperative agreements of any kind. Such revenues shall be available to the Comptroller for the use of further enhancement of automation and technology services, computer services, and computer time.
11. **Unexpended Balances Between Fiscal Years Within the Biennium.** Any unexpended balances as of August 31, 2008, in the appropriations made herein to the Comptroller of Public Accounts are hereby appropriated for the same purpose for the fiscal year beginning September 1, 2008.
12. **Texas Information Technology Academy.** A person while enrolled for training in the Texas Information Technology Academy or a similar program operated under the direction of the Comptroller (an "academy student") shall not be counted toward the limit on the number of full-time-equivalent positions (FTEs) allowed to the Comptroller during the period of their training and for one year following completion of the training.

A state agency that pays a salary to the student while the student is enrolled in the academy or that otherwise sponsors the student in the academy (the "sponsoring agency") shall include the number of students enrolled in the academy on all reports concerning FTE limits; however, they shall not count the student toward the limit on the number of full-time-equivalent positions allowed to the agency during the period of their training and for one year following completion of the training.

COMPTROLLER OF PUBLIC ACCOUNTS

(Continued)

The Comptroller and/or the State Auditor shall include the number of students enrolled in the academy in all reports concerning FTE limits; however, the Comptroller and/or the State Auditor shall report the number of students enrolled in the academy and for one year following completion of the training as a separate total from FTEs.

- 13. Reimbursement for Treasury Operations.** In accordance with § 404.071, Government Code, the Comptroller of Public Accounts shall determine the costs incurred in receiving, paying, accounting for, and investing money in funds and accounts which are entitled to receive temporary interest. An amount equal to these costs shall be deducted from the interest earned on such funds and accounts and is hereby appropriated for deposit into the General Revenue Fund.
- 14. Appropriations Contingent Upon Certification of Revenue Above the Biennial Revenue Estimate.** Included in amounts appropriated above is \$8,972,191 in General Revenue in fiscal year 2008 and \$8,972,192 in General Revenue in fiscal year 2009 for the following agency functions:
- a. \$2,110,039 in fiscal year 2008 and \$2,110,040 in fiscal year 2009 to annualize the 2007 pay increase;
 - b. \$4,696,708 in fiscal year 2008 and \$4,696,708 in fiscal year 2009 to restructure salary rates for tax auditors; and,
 - c. \$2,165,444 in fiscal year 2008 and \$2,165,444 in fiscal year 2009 to restore administrative reductions.

This appropriation is contingent upon the Comptroller's certification of available General Revenue of \$17,944,383 for the biennium above the Comptroller's January 2007 Biennial Revenue Estimate.

- 15. Report on Use of General Revenue-Dedicated Funds.** Out of the appropriation made to this Article for the Comptroller of Public Accounts, the Comptroller of Public Accounts shall expend funds to issue a report to be placed on the agency's website, itemized by General Revenue-Dedicated Fund, on the use of state taxes and fees for purposes other than the purpose for which the General Revenue-Dedicated Funds were expressly collected.
- 16. State Fleet Data Management System.** Out of funds appropriated above, in Strategy B.6.1, Support Services, the Comptroller of Public Accounts shall implement and maintain a state fleet data management system for agencies to report fleet operating expenses and uses, as required by Chapter 2171.101, Government Code. The system shall be accessible through a web-based interface, provide forms for efficient entry of data required by the State Vehicle Fleet Management Plan, allow agencies to batch load relevant data from internal legacy systems, provide fiscal and managerial reports for both direct asset management and oversight needs, and be flexible enough to accommodate future agency or legislative needs. All funds collected through interagency agreements for the statewide vehicle fleet data management system shall be expended solely on the fleet system. Any unexpended balances of these funds remaining as of August 31, 2008, are hereby appropriated to the Comptroller of Public Accounts for the fiscal year beginning September 1, 2008, for the development or maintenance of the system.
- 17. Directed Competitive Reviews.**⁸ Out of funds appropriated above, in Strategy B.6.1, Support Services, the Council on Competitive Government shall conduct competitive reviews on all Texas Facilities Commission facility maintenance programs, including, but not limited to: building maintenance; building management; custodial operations; grounds maintenance; minor construction; and core system operations. Recommendations resulting from the competitive reviews will be implemented under the statutory authority of the Council on Competitive Government at the discretion of its members. The Council on Competitive Government will provide reports on their findings to the Legislative Budget Board and the Governor as completed but no later than September 1, 2008.

⁸ Incorporates Article IX, § 19.04, of this Act, due to the enactment of HB 3560, 80th Legislature, Regular Session, which authorizes the transfer of procurement, fleet management, and support services duties of the Texas Facilities Commission, formerly the Texas Building and Procurement Commission, to the Comptroller of Public Accounts, including the transfer of \$6,468,475 in All Funds each fiscal year and an estimated 109.8 FTEs each fiscal year. All riders and performance measures associated with procurement, fleet management, and support services have been transferred to the Comptroller of Public Accounts.

FISCAL PROGRAMS - COMPTROLLER OF PUBLIC ACCOUNTS

	For the Years Ending	
	August 31, 2008	August 31, 2009
Method of Financing:		
General Revenue Fund	\$ 236,781,970	\$ 238,838,132
<u>General Revenue Fund - Dedicated</u>		
Compensation to Victims of Crime Auxiliary Account No. 494	30,000	0
Oil Overcharge Account No. 5005	34,832,339	11,699,498
Law Enforcement Officer Standards and Education Account No. 116	6,000,000	6,000,000
Subtotal, General Revenue Fund - Dedicated	<u>\$ 40,862,339</u>	<u>\$ 17,699,498</u>
Federal Funds	<u>1,209,374</u>	<u>1,209,374</u>
Total, Method of Financing	<u>\$ 278,853,683</u>	<u>\$ 257,747,004</u>

This bill pattern represents an estimated 100% of this agency's estimated total available funds for the biennium.

Number of Full-Time-Equivalents (FTE):	25.0	25.0
--	------	------

Items of Appropriation:

A. Goal: CPA - FISCAL PROGRAMS

Comptroller of Public Accounts - Fiscal Programs.

A.1.1. Strategy: VOTER REGISTRATION	\$ 5,000,000	\$ 1,000,000
Payments to Counties for Voter Registration Activity. Estimated.		
A.1.2. Strategy: MISCELLANEOUS CLAIMS	\$ 1,770,000	\$ 1,770,000
Pay misc claims/wrongful imprisonment, Gov't Code 403.074. Estimated.		
A.1.3. Strategy: REIMBURSEMENT- COMMITMENT HEARINGS	\$ 2,000	\$ UB
Reimburse-Commitment Hearings Ch. 591-595, 597, Health & Safety Code.		
A.1.4. Strategy: REIMBURSE - BEVERAGE TAX	\$ 114,442,000	\$ 117,876,000
Reimburse mix bev tax per Tax Code 183.051 at 10.7143%. Estimated.		
A.1.5. Strategy: JUDGMENTS AND SETTLEMENTS	\$ 2,500,000	\$ UB
Payment of Ch. 101, 104 CPR Code, Ch. 59 Educ Code. Fed Court Claims.		
A.1.6. Strategy: COUNTY TAXES - UNIVERSITY LANDS	\$ 2,565,016	\$ 2,689,178
Payment of County Taxes on University Lands. Estimated.		
A.1.7. Strategy: LATERAL ROAD FUND DISTRICTS	\$ 7,300,000	\$ 7,300,000
Lateral Road Fund Distribution.		
A.1.8. Strategy: UNCLAIMED PROPERTY	\$ 90,000,000	\$ 95,000,000
To Pay Legitimate Claims for Unclaimed Prop Held by State. Estimated.		
A.1.9. Strategy: UNDERAGE TOBACCO PROGRAM	\$ 2,000,000	\$ 2,000,000
Allocate Underage Tobacco Enforcement Program Grants.		
A.1.10. Strategy: RANGER PENSIONS	\$ 1,160	\$ 1,160
A.1.11. Strategy: LOCAL CONTINUING EDUCATION GRANTS	\$ 6,000,000	\$ 6,000,000
Allocate Local Continuing Education Grants.		
A.1.12. Strategy: ADVANCED TAX COMPLIANCE	\$ 10,659,775	\$ 10,659,775
A.1.13. Strategy: SUBSEQUENT CVC CLAIMS	<u>\$ 30,000</u>	<u>\$ 0</u>
Subsequent Crime Victim Compensation Claims. Estimated.		

Total, Goal A: CPA - FISCAL PROGRAMS	<u>\$ 242,269,951</u>	<u>\$ 244,296,113</u>
---	------------------------------	------------------------------

B. Goal: ENERGY OFFICE

Develop & Administer Programs That Promote Energy Efficiency.

B.1.1. Strategy: ENERGY OFFICE	\$ 2,311,055	\$ 2,311,055
Promote and Manage Energy Programs.		

FISCAL PROGRAMS - COMPTROLLER OF PUBLIC ACCOUNTS
(Continued)

Table with 3 columns: Description, 2008 Amount, 2009 Amount. Rows include B.1.2. Strategy: OIL OVERCHARGE SETTLEMENT FUNDS, Total, Goal B: ENERGY OFFICE, and Grand Total, FISCAL PROGRAMS - COMPTROLLER OF PUBLIC ACCOUNTS.

Object-of-Expense Informational Listing:

Table with 3 columns: Description, 2008 Amount, 2009 Amount. Rows include Salaries and Wages, Other Personnel Costs, Professional Fees and Services, Consumable Supplies, Utilities, Travel, Rent - Building, Rent - Machine and Other, Other Operating Expense, Client Services, Grants, and Total, Object-of-Expense Informational Listing.

Estimated Allocations for Employee Benefits and Debt Service Appropriations Made Elsewhere in this Act:

Employee Benefits

Table with 3 columns: Description, 2008 Amount, 2009 Amount. Rows include Retirement, Group Insurance, Social Security, Benefits Replacement, Subtotal, Employee Benefits, and Total, Estimated Allocations for Employee Benefits and Debt Service Appropriations Made Elsewhere in this Act.

1. Performance Measure Targets. The following is a listing of the key performance target levels for the Fiscal Programs - Comptroller of Public Accounts. It is the intent of the Legislature that appropriations made by this Act be utilized in the most efficient and effective manner possible to achieve the intended mission of the Fiscal Programs - Comptroller of Public Accounts.

Table with 2 columns: 2008, 2009

B. Goal: ENERGY OFFICE

Outcome (Results/Impact):

Table with 3 columns: Description, 2008 Amount, 2009 Amount. Rows include State Agency Energy Cost Savings as a Percentage of Energy Expenditures and Energy Dollars Saved by LoanSTAR Projects.

- 2. Appropriation from the Compensation to Victims of Crime Auxiliary Fund. Included in amounts appropriated above in Strategy A.1.13, Subsequent CVC Claims, are funds received by the Comptroller from departments under Government Code § 76.013, for crime victims who have not made a claim for restitution during the prescribed five year period and who make a subsequent claim (estimated to be \$30,000 for the biennium).
- 3. Appropriation, Payment of Miscellaneous Claims. In addition to amounts appropriated above in Strategy A.1.2, Miscellaneous Claims, the Comptroller of Public Accounts is hereby appropriated out of other special funds and accounts as appropriate, amounts necessary to pay small miscellaneous claims.
- 4. Appropriation, Payment of Judgments and Settlements. Except for claims under Chapter 59, Education Code, in addition to amounts appropriated above in Strategy A.1.5, Judgments

FISCAL PROGRAMS - COMPTROLLER OF PUBLIC ACCOUNTS

(Continued)

and Settlements, the Comptroller of Public Accounts is hereby appropriated out of other special funds and accounts as appropriate, amounts necessary to pay claims, judgments, and settlements.

5. **Limitation, Payment of Judgments and Settlements.** The expenditures authorized in Strategy A.1.5, Judgments and Settlements, for payment of settlements and judgments for claims against state agencies payable under Chapter 101 and 104, Civil Practice and Remedies Code, including indemnification for criminal prosecution and Federal Court judgments and settlements, are hereby limited to those claims where the settlement or judgment amount exceeds the amount authorized by Article IX, Judgments and Settlements, of this Act to be paid out of appropriations made to the involved agency elsewhere in this Act. These judgments and settlements shall be paid from special or local funds of the agency or institution to the extent available, and then from General Revenue. The Comptroller shall require reimbursement from agencies and institutions as special or local funds become available. This limitation shall not apply in those cases where the judgment order of the trial court was entered, or a settlement agreement was executed, prior to September 1, 1995, or to the payment of eligible medical malpractice claims under Chapter 59, Education Code. All claims shall be prepared, verified and signed by the Office of the Attorney General.
6. **International Fuel Tax Agreement.** Out of amounts collected as a result of the administration of Chapter 162, Tax Code, the Comptroller shall determine the amounts due other jurisdictions as reflected by motor fuels reports and other information available pursuant to an International Fuel Tax Agreement or otherwise subject to refund. Such amounts are hereby appropriated and may be segregated as necessary for remittance to other jurisdictions and for refunds as provided by law. Fees and costs associated with an International Fuel Tax Agreement may be paid from the interest earnings on amounts due other jurisdictions or subject to refund. The Comptroller may estimate the amounts due other jurisdictions or subject to refund out of amounts collected as a result of the administration of Chapter 162, Tax Code, and may segregate such funds as necessary for administration of the agreement.
7. **Appropriation of Tax and Revenue Anticipation Note Fund.** There is hereby appropriated to the Comptroller of Public Accounts all money deposited in the tax and revenue anticipation note fund for the purposes of paying principal of, premium (if any), interest on, and costs of issuance relating to tax and revenue anticipation notes issued during the biennium. To the extent that money deposited into the tax and revenue anticipation note fund is insufficient to pay the principal of, premium (if any), interest on, and costs of issuance relating to notes, there is hereby appropriated to the Comptroller of Public Accounts from the General Revenue Fund amounts necessary for the full repayment of all principal of, premium (if any), and interest on any notes issued during the biennium.
8. **Advanced Tax Compliance and Debt Collections.** To the extent that the Comptroller contracts with persons or entities to provide information, services, or technology or expands and/or enhances the technology to aid in the advanced collections of debts, taxes, or other property due to or belonging to the State of Texas pursuant to Government Code, §§ 403.019, 403.0195 or Tax Code § 111.0035 or § 111.0036, all sums necessary to pay contract, maintenance, and other expenses connected with the collections, including any administrative costs of the Comptroller directly associated with the collections program, are hereby appropriated to the Comptroller from collection proceeds. The balance of collection proceeds shall be transferred to the General Revenue Fund or to any dedicated or special funds or accounts to which the collection proceeds may belong.

Consistent with the Comptroller's role as the chief fiscal officer and tax collector for the state, all resulting collections and associated expenses shall be accounted for through the fiscal agency operations of the Comptroller's Office in a manner which reflects both the amounts of enhanced collections as well as the amount of expenses related to the increased deposits.

9. **Investment Fund Management.** Consistent with the Comptroller's responsibility for investing Tobacco Settlement Permanent Trust Funds Account No. 872 and the Permanent Higher Education Fund Account No. 346, as much of the investment earnings as necessary up to a maximum of 50 basis points of the average fund balance for funds managed by external fund managers and 20 basis points for internally managed funds are hereby appropriated each year of the biennium to the fiscal agency operation of the Comptroller's Office to pay the expenditures related to these investment activities. The total appropriated amount shall not exceed \$10 million per fiscal year of the biennium. The Comptroller shall prepare an annual report detailing the expenditures made in connection with each fund for investment activities.

FISCAL PROGRAMS - COMPTROLLER OF PUBLIC ACCOUNTS
(Continued)

10. Oil Overcharge Settlement Funds. Included in funds appropriated above to Strategy B.1.2, Oil Overcharge Settlement Funds, out of Oil Overcharge Account No. 5005, are funds allocated to the State of Texas through consent decrees, court decrees, and administrative orders involving violation of the mandatory petroleum pricing and allocation regulations, including the interest earned on those used by the State Energy Conservation Office (SECO) for the biennium beginning September 1, 2007 (estimated to be \$22,279,672). Any unexpended balances as of August 31, 2007, of Oil Overcharge Funds Account No. 5005 are included in Strategy B.1.2, and are to be used by SECO for the biennium beginning September 1, 2007 (estimated to be \$24,252,165). In addition to amounts identified herein and included above, all unexpended balances remaining as of August 31, 2007, and all revenue generated on or after September 1, 2007, are hereby appropriated for the same purpose.

Out of these estimated balances and revenues, the State Energy Conservation Office shall allocate an estimated total of \$3,528,000 over the biennium based on the designations listed below. SECO is granted the discretion to prorate Oil Overcharge Funds based on these designations in the event that the total amount estimated by this allocation is not realized. The amounts below are hereby designated for the biennium beginning September 1, 2007, for the following purposes:

		<u>2008</u>		<u>2009</u>
Schools/Local Government Program	\$	294,000 & UB	\$	294,000 & UB
State Agencies/Higher Education Program	\$	294,000 & UB	\$	294,000 & UB
Renewable Energy Program	\$	294,000 & UB	\$	294,000 & UB
Housing Partnership	\$	294,000 & UB	\$	294,000 & UB
Transportation Energy Program	\$	294,000 & UB	\$	294,000 & UB
Alternative Fuels Program	\$	294,000 & UB	\$	294,000 & UB

Funds de-obligated from contracts within the above programs shall remain within the program. State Energy Program Administration funds are appropriated in Strategy B.1.1, Energy Office.

Pursuant to Texas Government Code § 2305.032 (f), funds available to the LoanSTAR Revolving Loan Program shall equal or exceed \$95,000,000 at all times. All unexpended LoanSTAR balances (estimated to be \$23,132,841 of total balances noted above) and all revenues, except depository interest earned on LoanSTAR balances, generated by funds in the LoanSTAR Program (estimated to be \$18,751,672 of total revenues noted above), shall remain in the program. If a state agency or institution of higher education is a recipient of a loan under the statewide retrofit demonstration and revolving loan program, the agency or institution shall repay the loan from agency funds budgeted for the energy costs of the agency or institution.

11. Department of Energy (DOE) Federal Funds. In addition to funds appropriated above for administration of the State Energy Conservation Office, all funds allocated to the State of Texas by the U.S. Department of Energy to fund Pantex and State energy programs are detailed below for the biennium beginning September 1, 2007.

The SECO shall allocate funds based upon the designations listed below:

	<u>FY 2008</u>	<u>FY 2009</u>
<u>Federal Funds: Pantex Programs</u>		
Agreement in Principle (Remedial Clean Up Action)	\$1,239,486 & UB	\$1,239,486 & UB

FISCAL PROGRAMS - COMPTROLLER OF PUBLIC ACCOUNTS
(Continued)

Waste Isolation Pilot Plant	\$341,000 & UB	\$341,000 & UB
-----------------------------	----------------	----------------

Federal Funds: State Energy Program

State Energy Program (SEP) Grant	\$2,028,085 & UB	\$2,028,085 & UB
----------------------------------	------------------	------------------

12. **Appropriation of Tax Refunds.** As much of the respective taxes, fees, and charges, including penalties or other financial transactions administered or collected by the Comptroller as may be necessary is hereby appropriated and set aside to pay refunds, interest, and any costs and attorney fees awarded in court cases, as provided by law, subject to the following limitations and conditions:
 - a. Unless another law, or section of this Act, provides a period within which a particular refund claim must be made, funds appropriated herein may not be used to pay a refund claim made under this section after four years from the latest date on which the amount collected or received by the State was due, if the amount was required to be paid on or before a particular date. If the amount was not required to be paid on or before a particular date, a refund claim may not be made after four years from the date the amount was collected or received. A person who fails to make a refund claim within the period provided by law, or this provision, shall not be eligible to receive payment of a refund under this provision.
 - b. As a specific limitation to the amount of refunds paid from funds appropriated in this Act during the 2008-09 biennium, the Comptroller shall not approve claims or issue warrants for refunds in excess of the amount of revenue estimated to be available from the tax, fee, or other revenue source during the biennium according to the Biennial Revenue Estimate of the Comptroller of Public Accounts used for certification of this Act. Any claim or portion of a claim which is in excess of the limitation established by this subsection "b" shall be presented to the next legislature for a specific appropriation in order for payment to be made. The limitation established by this subsection "b" shall not apply to any taxes or fees paid under protest.
13. **Appropriation of Hotel/Motel Taxes.** In addition to amounts appropriated above, the Comptroller of Public Accounts is hereby appropriated out of hotel taxes collected under Chapter 156, Tax Code, amounts necessary to pay percentages to eligible coastal municipalities as calculated pursuant to §156.2511 and § 156.2512, Tax Code.
14. **Cash Flow Transfer.** As required by Government Code, Section 403.092, for the state fiscal biennium beginning September 1, 2007, the Comptroller of Public Accounts is appropriated from the General Revenue Fund the amount needed:
 - a. to return any available cash that was transferred to the General Revenue Fund from a fund outside the state treasury; and
 - b. to maintain the equity of the fund from which the transfer was made.
15. **Texas Renewable Energy Resource Assessment.** Out of amounts appropriated above for the Fiscal Programs of the Comptroller of Public Accounts, the State Energy Conservation Office (SECO) shall update the Texas Renewable Energy Resource Assessment prepared by the Texas Sustainable Energy Development Council in 1995. The SECO shall submit the updated report to the presiding officer of each house of the Legislature no later than January 1, 2009.

INFORMATIONAL LISTING OF FUNDS APPROPRIATED TO THE COMPTROLLER FOR SOCIAL SECURITY AND BRP

- 1. Informational Listing of Appropriated Funds.** The appropriations made in this and other articles of this Act to the Comptroller of Public Accounts - Social Security/Benefit Replacement Pay are subject to the following provisions. The following amounts shall be used for the purposes indicated.

INFORMATIONAL LISTING OF FUNDS APPROPRIATED TO THE
COMPTROLLER FOR SOCIAL SECURITY AND BRP
(Continued)

	For the Years Ending	
	August 31, <u>2008</u>	August 31, <u>2009</u>
Method of Financing:		
General Revenue, estimated	\$ 471,463,274	\$ 482,660,710
General Revenue-Dedicated, estimated	71,774,381	73,477,315
Federal Funds, estimated	91,327,275	92,445,922
Other Funds		
Other Special State Funds, estimated	15,907,746	16,306,231
State Highway Fund No. 6, estimated	<u>85,797,260</u>	<u>86,436,176</u>
Subtotal, Other Funds	101,705,006	102,742,407
Total, Method of Financing	<u>\$ 736,269,936</u>	<u>\$ 751,326,354</u>
A.Goal: Social Security/Benefit Replacement Comptroller - Social Security		
A.1.1. Strategy: State Match - Employer ¹		
State Match - Employer. Estimated.	\$ 684,830,688	\$ 702,459,068
A.1.2. Strategy: Benefit Replacement Pay		
Benefit Replacement Pay. Estimated.	<u>51,439,248</u>	<u>48,867,286</u>
Total, Goal A: Social Security/Benefit Replacement	<u>\$ 736,269,936</u>	<u>\$ 751,326,354</u>
2. Transfer of Social Security Contributions and Benefit Replacement Pay.	Appropriations made in this and other articles of this Act for Social Security and Benefit Replacement Pay shall be transferred by each agency from the Comptroller of Public Accounts to the agency based on estimated amounts by funding source for each fiscal year. Transfers should be made no later than September 15 th of the year in which the payments are to be made. Adjustments and return of excess appropriation authority to the Comptroller's Office shall be completed by October 30 th of the subsequent fiscal year.	

¹ Incorporates Article IX, § 18.02 (d)(1), of this Act, relating to the data center consolidation, which reduces Social Security benefits proportionally with the number of full-time equivalents reduced from agency bill patterns, resulting in an All Funds reduction of \$1,696,502 in FY 2008 and \$1,696,501 in FY 2009.

COMMISSION ON STATE EMERGENCY COMMUNICATIONS

	For the Years Ending	
	August 31, <u>2008</u>	August 31, <u>2009</u>
Method of Financing:		
<u>General Revenue Fund - Dedicated</u>		
GR Dedicated - Advisory Commission on Emergency Communications Account No. 5007	\$ 18,031,263	\$ 20,745,560
GR Dedicated - 911 Service Fees Account No. 5050	69,690,745	43,159,344
Subtotal, General Revenue Fund - Dedicated	<u>\$ 87,722,008</u>	<u>\$ 63,904,904</u>
Appropriated Receipts	<u>240,000</u>	<u>240,000</u>
Total, Method of Financing	<u>\$ 87,962,008</u>	<u>\$ 64,144,904</u>

This bill pattern represents an estimated 100% of this agency's estimated total available funds for the biennium.

COMMISSION ON STATE EMERGENCY COMMUNICATIONS
(Continued)

Number of Full-Time-Equivalents (FTE):	24.0	24.0
Schedule of Exempt Positions:		
Executive Director, Group 2	\$82,500	\$82,500
Items of Appropriation:		
A. Goal: STATEWIDE 9-1-1 SERVICES		
Planning & Development, Provision & Enhancement of 9-1-1 Service.		
A.1.1. Strategy: 9-1-1 NETWORK OPERATIONS	\$ 44,000,514	\$ 43,939,284
A.1.2. Strategy: 9-1-1 EQUIPMENT REPLACEMENT	\$ 20,815,124	\$ 8,455,940
A.1.3. Strategy: WIRELESS PHASE II IMPLEMENTATION	\$ 12,871,975	\$ 1,544,803
A.1.4. Strategy: CSEC 9-1-1 PROGRAM ADMINISTRATION	<u>\$ 2,048,228</u>	<u>\$ 1,953,240</u>
Total, Goal A: STATEWIDE 9-1-1 SERVICES	<u>\$ 79,735,841</u>	<u>\$ 55,893,267</u>
B. Goal: POISON CONTROL NETWORK		
Maintain a High Quality Poison Control Network in Texas.		
B.1.1. Strategy: POISON CALL CENTER OPERATIONS	\$ 6,770,423	\$ 6,770,423
B.1.2. Strategy: STATEWIDE POISON NETWORK OPERATIONS	\$ 1,144,092	\$ 1,169,562
B.1.3. Strategy: CSEC POISON PROGRAM MANAGEMENT	<u>\$ 150,067</u>	<u>\$ 150,067</u>
Total, Goal B: POISON CONTROL NETWORK	<u>\$ 8,064,582</u>	<u>\$ 8,090,052</u>
C. Goal: INDIRECT ADMINISTRATION		
C.1.1. Strategy: INDIRECT ADMINISTRATION	\$ 161,585	\$ 161,585
Grand Total, COMMISSION ON STATE EMERGENCY COMMUNICATIONS	<u><u>\$ 87,962,008</u></u>	<u><u>\$ 64,144,904</u></u>
Object-of-Expense Informational Listing:		
Salaries and Wages	\$ 1,335,457	\$ 1,335,457
Other Personnel Costs	38,950	38,950
Professional Fees and Services	271,833	271,833
Consumable Supplies	12,678	12,678
Utilities	55,719	55,719
Travel	46,567	46,567
Rent - Building	3,173	3,173
Rent - Machine and Other	7,387	7,387
Other Operating Expense	1,764,253	1,696,690
Grants	<u>84,425,991</u>	<u>60,676,450</u>
Total, Object-of-Expense Informational Listing	<u><u>\$ 87,962,008</u></u>	<u><u>\$ 64,144,904</u></u>
Estimated Allocations for Employee Benefits and Debt Service Appropriations Made Elsewhere in this Act:		
<u>Employee Benefits</u>		
Retirement	\$ 83,459	\$ 84,711
Group Insurance	135,491	137,089
Social Security	99,140	100,627
Benefits Replacement	<u>4,865</u>	<u>4,622</u>
Subtotal, Employee Benefits	<u>\$ 322,955</u>	<u>\$ 327,049</u>
<u>Debt Service</u>		
Lease Payments	<u>\$ 52,960</u>	<u>\$ 52,156</u>
Total, Estimated Allocations for Employee Benefits and Debt Service Appropriations Made Elsewhere in this Act	<u><u>\$ 375,915</u></u>	<u><u>\$ 379,205</u></u>

1. **Performance Measure Targets.** The following is a listing of the key performance target levels for the Commission on State Emergency Communications. It is the intent of the Legislature that appropriations made by this Act be utilized in the most efficient and effective manner possible to achieve the intended mission of the Commission on State Emergency Communications. In order to achieve the objectives and service standards established by this Act, the Commission on State

COMMISSION ON STATE EMERGENCY COMMUNICATIONS
(Continued)

Emergency Communications shall make every effort to attain the following designated key performance target levels associated with each item of appropriation.

	2008	2009
A. Goal: STATEWIDE 9-1-1 SERVICES		
Outcome (Results/Impact):		
Percentage of Time Wireline ALI System is Operational	100%	100%
A.1.1. Strategy: 9-1-1 NETWORK OPERATIONS		
Output (Volume):		
Number of Public Safety Answering Points with Wireless Automatic Number Identification (ANI)	347	347
A.1.3. Strategy: WIRELESS PHASE II IMPLEMENTATION		
Output (Volume):		
Number of Public Safety Answering Points with Wireless Automatic Location Identification (ALI)	271	303
B. Goal: POISON CONTROL NETWORK		
Outcome (Results/Impact):		
Percentage of Time the Texas Poison Control Network is Operational	100%	100%
B.1.1. Strategy: POISON CALL CENTER OPERATIONS		
Output (Volume):		
Total Number of Poison Control Calls Processed Statewide	364,000	369,000
2. Equipment Replacement. None of the funds appropriated above to Strategy A.1.2, 9-1-1 Equipment Replacement, may be used to replace or fund a reserve for future replacement of 9-1-1 equipment. The Commission on State Emergency Communications shall develop and submit a 10-year equipment replacement schedule to the Legislative Budget Board and the Governor's Office not later than November 1, 2007. The Commission on State Emergency Communications may modify the schedule as necessary during the biennium, due to changing conditions resulting in equipment failure that affects public safety, and shall notify the Legislative Budget Board and the Governor's Office of such modifications.		
3. Regional Planning Commissions. Included in amounts appropriated above in Strategies A.1.1, 9-1-1 Network Operations; A.1.2, 9-1-1 Equipment Replacement; and A.1.3, Wireless Phase II Implementation, is \$17,000,000 for the biennium to be distributed to the Regional Planning Commissions for administration of the statewide 9-1-1 program. It is the intent of the Legislature that during the 2008-09 biennium no more than \$17,000,000 be allocated to the Regional Planning Commissions for administration of the statewide 9-1-1 program. Each Regional Planning Commission shall submit a Historically Underutilized Business (HUB) plan, pursuant to Chapter 2161 of the Government Code, with its application.		
4. Unexpended Balances Within the Biennium. Any unexpended balances as of August 31, 2008, in the appropriations made herein to the Commission on State Emergency Communications are hereby appropriated for the same purposes for the fiscal year beginning September 1, 2008.		
5. Contingent Revenue: General Revenue-Dedicated Advisory Commission on Emergency Communications Account No. 5007. Contingent on the collection of fees in the General Revenue-Dedicated Advisory Commission on Emergency Communications Account No. 5007 in excess of \$38,584,000 (Object Code 3563), contained in the Comptroller of Public Accounts' Biennial Revenue Estimate for fiscal years 2008 and 2009, the following amounts are included above for the Commission on State Emergency Communications:		
a. in Strategy A.1.1, 9-1-1 Network Operations, the amount of \$347,964 in fiscal year 2008 and the amount of \$286,735 in fiscal year 2009 for increased network reliability; and		
b. in Strategy B.1.1, Poison Call Center Operations, the amount of \$638,431 in fiscal year 2008 and the amount of \$638,431 in fiscal year 2009 for call taker salaries increases and additional call takers.		

If the Comptroller finds the information sufficient to support the projection of increased revenues a finding of fact to that effect shall be issued and the contingent appropriation shall be made available for the intended purpose.

COMMISSION ON STATE EMERGENCY COMMUNICATIONS
(Continued)

6. **Contingent Revenue: General Revenue-Dedicated 911 Service Fee Account No. 5050.** Contingent on the collection of fees in the General Revenue-Dedicated 911 Service Fee Account No. 5050 in excess of \$101,987,000 (Object Code 3647), contained in the Comptroller of Public Accounts' Biennial Revenue Estimate for fiscal years 2008 and 2009, the following amounts are included above for the Commission on State Emergency Communications:

- a. in Strategy A.1.2, Equipment Replacement, the amount of \$7,188,640 in fiscal year 2008 and \$535,788 in fiscal year 2009 for equipment purchases for Public Safety Answering Points; and
- b. in Strategy A.1.4, CSEC 9-1-1 Program Administration, the amount of \$50,000 in fiscal year 2008 and \$50,000 in fiscal year 2009 for Next Generation 9-1-1 Planning.

If the Comptroller finds the information sufficient to support the projection of increased revenues a finding of fact to that effect shall be issued and the contingent appropriation shall be made available for the intended purpose.

EMPLOYEES RETIREMENT SYSTEM

	For the Years Ending	
	August 31, 2008	August 31, 2009
Method of Financing:		
General Revenue Fund, estimated	\$ 14,832,022	\$ 15,400,343
General Revenue Dedicated Accounts, estimated	<u>1,800,000</u>	<u>1,900,000</u>
Total, Method of Financing	<u>\$ 16,632,022</u>	<u>\$ 17,300,343</u>
This bill pattern represents an estimated 8.2% of this agency's estimated total available funds for the biennium.		
Number of Full-Time-Equivalents (FTE):	299.0	299.0
Items of Appropriation:		
A. Goal: ADMINISTER RETIREMENT PROGRAM To Administer Comprehensive and Actuarially Sound Retirement Programs.		
A.1.1. Strategy: RETIREE DEATH BENEFITS Provide Lump-sum Retiree Death Benefits. Estimated.	\$ 6,832,022	\$ 6,900,343
B. Goal: PROVIDE HEALTH PROGRAM Provide Employees & Retirees with Quality Health Program.		
B.1.1. Strategy: POST RETIREMENT HEALTH BENEFITS Provide Supplement to Post Retirement Health Benefits. Estimated.	\$ 9,800,000	\$ 10,400,000
Grand Total, EMPLOYEES RETIREMENT SYSTEM	<u>\$ 16,632,022</u>	<u>\$ 17,300,343</u>
Object-of-Expense Informational Listing:		
Other Operating Expense	\$ 9,800,000	\$ 10,400,000
Client Services	<u>6,832,022</u>	<u>6,900,343</u>
Total, Object-of-Expense Informational Listing	<u>\$ 16,632,022</u>	<u>\$ 17,300,343</u>

1. **Information Listing of Appropriated Funds.** The appropriations made in this and other articles of this Act to the Employees Retirement System are subject to the following provisions. The following amounts shall be used for the purposes indicated.

EMPLOYEES RETIREMENT SYSTEM
(Continued)

	For the Years Ending	
	August 31, <u>2008</u>	August 31, <u>2009</u>
Method of Financing:		
General Revenue Fund, estimated	\$ 916,776,114	\$ 943,574,640
General Revenue-Dedicated Accounts, estimated	54,981,761	56,434,580
Federal Funds, estimated	263,557,019	275,275,632
<u>Other Funds</u>		
Other Special State Funds, estimated	7,846,805	7,983,254
State Highway Fund No. 006, estimated	270,255,578	278,525,143
Subtotal, Other Funds	<u>278,102,383</u>	<u>286,508,397</u>
Total, Method of Financing	<u>\$ 1,513,417,277</u>	<u>\$ 1,561,793,249</u>
Number of Full-Time-Equivalents (FTE):	299.0	299.0
Schedule of Exempt Positions:		
Executive Director	\$ 220,000	\$ 220,000
A. Goal: ADMINISTER RETIREMENT PROGRAM		
To Administer Comprehensive and Actuarially Sound Retirement Programs.		
A.1.1. Strategy: RETIREMENT CONTRIBUTIONS^{1, 2}		
Retirement Contributions. Estimated.	\$ 347,693,406	\$ 356,136,277
A.1.2. Strategy: LAW ENFORCEMENT AND CUSTODIAL OFFICER SUPPLEMENTAL RETIREMENT FUND (LECOS)		
Law Enforcement and Custodial Officer Supplemental Retirement Fund. Estimated.	\$ 21,441,463	\$ 21,655,877
A.1.3. Strategy: JUDICIAL RETIREMENT SYSTEM - PLAN 2		
Judicial Retirement System - Plan 2. Estimated.	\$ 10,058,376	\$ 10,158,960
A.1.4. Strategy: JUDICIAL RETIREMENT SYSTEM - PLAN 1		
Judicial Retirement System - Plan 1. Estimated.	\$ 28,229,322	\$ 28,511,615
A.1.5. Strategy: PUBLIC SAFETY BENEFITS		
Public Safety Benefits. Estimated.	\$ 5,614,952	\$ 5,671,101
A.1.6. Strategy: RETIREE DEATH BENEFITS		
Retiree Death Benefits. Estimated.	<u>\$ 6,832,022</u>	<u>\$ 6,900,343</u>
Total, Goal A: ADMINISTER RETIREMENT PROGRAM	<u>\$ 419,869,541</u>	<u>\$ 429,034,173</u>
B. Goal: PROVIDE HEALTH PROGRAM		
Provide Employees and Retirees with a Quality Health Program.		
B.1.1. Strategy: GROUP INSURANCE³		
Group Insurance. Estimated.	\$ 1,075,565,994	\$ 1,114,095,299
B.1.2. Strategy: STATE KIDS INSURANCE PROGRAM		
State Kids Insurance Program (SKIP). Estimated.	\$ 8,181,742	\$ 8,263,777

¹ Incorporates Article IX, § 18.02 (d)(2), of this Act, relating to data center consolidation, which reduces Retirement benefits proportionally with the number of full-time equivalents reduced from agency bill patterns, resulting in an All Funds reduction of \$1,430,384 in FY 2008 and \$1,430,384 in FY 2009.

² SB 1847, 80th Legislature, Regular Session, relating to collection of member contributions, did not pass, resulting in an All Funds reduction of \$13,116,436 in FY 2008 and \$13,317,413 in FY 2009.

³ Incorporates Article IX, § 18.02 (d)(3), of this Act, relating to data center consolidation, which reduces Group Insurance benefits proportionally with the number of full-time equivalents reduced from agency bill patterns, resulting in an All Funds reduction of \$3,146,845 in FY 2008 and \$3,146,844 in FY 2009.

EMPLOYEES RETIREMENT SYSTEM
(Continued)

B.1.3. Strategy: POST RETIREMENT HEALTH BENEFITS		
Post Retirement Health Benefits. Estimated.	\$ 9,800,000	\$ 10,400,000
Total, Goal B: PROVIDE HEALTH PROGRAM	\$ 1,093,547,736	\$ 1,132,759,076
Grand Total, EMPLOYEES RETIREMENT SYSTEM	\$ 1,513,417,277	\$ 1,561,793,249

2. **Performance Measure Targets.** The following is a listing of the key performance target levels for the Employees Retirement System. It is the intent of the Legislature that appropriations made by this Act be utilized in the most efficient and effective manner possible to achieve the intended mission of the Employees Retirement System. In order to achieve the objectives and service standards established by this Act, the Employees Retirement System shall make every effort to attain the following designated key performance target levels associated with each item of appropriation.

Performance Measure Targets

A. Goal: ADMINISTER RETIREMENT PROGRAM

Outcome (Results/Impact):

Percent of ERS Retirees Expressing Satisfaction with Benefit Services	97%	97%
---	-----	-----

A.1.1. Strategy: RETIREMENT CONTRIBUTIONS

Output (Volume):

Number of ERS Accounts Maintained	193,539	193,539
-----------------------------------	---------	---------

Efficiencies:

Average Number of Days to Provide ERS Retirement Packets	3	3
--	---	---

B. Goal: PROVIDE HEALTH PROGRAM

Outcome (Results/Impact):

Percent of HealthSelect Participants Satisfied with Network Services	90%	90%
--	-----	-----

B.1.1. Strategy: GROUP INSURANCE

Efficiencies:

Percent of Claims Processed within Thirty Days	99%	99%
Total Cost Paid per HealthSelect Member for Administration and Claims Processing	\$ 16.61	\$ 17.44

3. **Updated Actuarial Valuation.** The Employees Retirement System shall contract with an actuary to perform a limited actuarial valuation of the assets and liabilities of the Employees Retirement System as of February 28 in those years when the Legislature meets in regular session. The purpose of the valuation shall be to determine the effect of investment, salary, and payroll experience on the unfunded liability, the amortization period, and the state contribution rate which results in a 30-year amortization period of the Retirement System.
4. **State Contribution to Employees Retirement Program.** The amount specified above in A.1.1, Retirement Contributions, is based on a state contribution of 6.45 percent of payroll, including annual membership fees of \$3 for contributing members for each fiscal year.
5. **State Contribution to Judicial Retirement Program (JRS-2).** The amount specified above in A.1.3, Judicial Retirement System - Plan 2, is based on a state contribution of 16.83 percent of payroll for contributing members for each fiscal year.
6. **State Contribution to Group Insurance for General State Employees.** Funds identified above for group insurance are intended to fund:
- a. the total cost of the basic life and health coverage for all active and retired employees;
 - b. fifty percent of the total cost of health coverage for the spouses and dependent children of all active and retired employees who enroll in coverage categories which include a spouse and/or dependent children; and
 - c. the additional cost of providing a premium structure comparable to the Children's Health Insurance Program (CHIP) for dependent children of state employees enrolled in the State Kids Insurance Program (SKIP).

EMPLOYEES RETIREMENT SYSTEM

(Continued)

In no event shall the total amount of state contributions allocated to fund coverage in an optional health plan exceed the actuarially determined total amount of state contributions that would be required to fund basic health coverage for those active employees and retirees who have elected to participate in that optional health plan.

During each fiscal year, the state's monthly contribution shall be determined by multiplying (1) the per capita monthly contribution as certified herein by (2) the total number of full-time active and retired employees enrolled for coverage during that month.

Each year, upon adoption of group insurance rates by the Board of Trustees, Employees Retirement System must notify the Comptroller, the Legislative Budget Board, and the Governor of the per capita monthly contribution required in accordance with this rider for each full-time active and retired employee enrolled for coverage during the fiscal year.

It is the intent of the Legislature that the Employees Retirement System control the cost of the group insurance program by not providing rate increases to health care providers participating in HealthSelect during the 2008-09 biennium.

7. **Administrative Cost Provision.** Funds identified above in A.1.4, Judicial Retirement System - Plan 1, include \$120,000 in each fiscal year to reimburse the Employees Retirement System for the cost of administering the Judicial Retirement Plan 1.
8. **Administrative Cost Provision.** Funds identified above in A.1.5, Public Safety Benefits, include \$28,000 in each fiscal year to reimburse the Employees Retirement System for the cost of administering the death benefits program for public safety personnel.
9. **Excess Benefit Arrangement Account.** There is hereby appropriated to the Employees Retirement System all funds transferred or deposited into the Excess Benefit Arrangement Account established in the General Revenue-Dedicated Account No. 5039, for the purpose of paying benefits as authorized by Government Code § 815.5072.
10. **Transfer of Retirement Contributions and Group Insurance.** Appropriations made in this and other articles of this Act for Retirement and Group Insurance contributions shall be transferred by each agency from the Employees Retirement System to the agency based on estimated amounts by funding source for each fiscal year. Transfers should be made no later than September 15 of the year in which the payments are to be made. Adjustments and return of excess appropriation authority to the Employees Retirement System shall be completed by October 30 of the subsequent fiscal year.
11. **Appropriation for State Kids Insurance Program (SKIP).** Pursuant to 1551.159, Insurance Code, VTCA, relating to the state's contribution for dependent children of certain state employees, funds identified above in Strategy B.1.2, State Kids Insurance Program, for group insurance are to be used for the costs of the State Kids Insurance Program (SKIP).
12. **Federal Funds for Medicare Part D Prescription Drug Program.** The Employees Retirement System (ERS) is hereby authorized to receive employer reimbursements of all federal funds applicable to Medicare Part D prescription drug reimbursement relating to benefits administered by ERS. Any federal funds received by ERS shall be deposited to the Employees Life, Accident and Health Insurance and Benefits Fund No. 973, or to such fund as established by the legislature or the State Comptroller of Public Accounts to pay health claims for retired employees.
13. **State Contribution to the Law Enforcement and Custodial Officer Supplemental Retirement Fund (LECOS).** The amount specified in A.1.2, Law Enforcement and Custodial Officer Supplemental Retirement Fund (LECOS), is based on 1.59 percent of covered payroll for LECOS members.
14. **Contingency for Senate Bill 1847.**⁴ Contingent on passage of Senate Bill 1847, or similar legislation, relating to collection of member contributions by the Eightieth Legislature, Regular Session, 2007, the member retirement contribution rate would increase from 6.0 percent to 6.4 percent. Also contingent upon passage of such legislation, the state's retirement contribution rate would increase from 6.45 percent to 6.7 percent resulting appropriations of

⁴ SB 1847, 80th Legislature, Regular Session, relating to collection of member contributions, did not pass, resulting in an All Funds reduction of \$13,116,436 in FY 2008 and \$13,317,413 in FY 2009.

EMPLOYEES RETIREMENT SYSTEM
(Continued)

\$26,433,839 in All Funds for the 2008-09 biennium, (GR-Related increase of \$16,930,251 for the 2008-09 biennium) are included in amounts elsewhere in this Act.

In the event that Senate Bill 1847, or similar legislation by the Eightieth Legislature, Regular Session, 2007, does not pass, the Comptroller of Public Accounts shall reduce appropriations made herein by \$26,433,839 in All Funds.

TEXAS ETHICS COMMISSION

	For the Years Ending	
	August 31, 2008	August 31, 2009
Method of Financing:		
General Revenue Fund	\$ 1,891,504	\$ 1,850,303
Appropriated Receipts	<u>33,190</u>	<u>33,190</u>
Total, Method of Financing	<u>\$ 1,924,694</u>	<u>\$ 1,883,493</u>
This bill pattern represents an estimated 100% of this agency's estimated total available funds for the biennium.		
Number of Full-Time-Equivalents (FTE):	35.0	35.0
Schedule of Exempt Positions:		
Executive Director, Group 4	\$115,000	\$115,000
General Counsel	105,000	105,000
Items of Appropriation:		
A. Goal: INFORMATION ON GOVERNMENT		
Increase Information to Public about Government/Ethics Laws.		
A.1.1. Strategy: INFORMATION FILING	\$ 480,310	\$ 475,869
Serve as the Repository for Statutorily Required Information.		
A.1.2. Strategy: ADVISORY OPINIONS	\$ 184,778	\$ 185,118
Provide Advisory Opinions.		
A.1.3. Strategy: ENFORCEMENT	\$ 465,343	\$ 466,443
Respond to Complaints and Enforce Applicable Statutes.		
A.2.1. Strategy: ETHICS EDUCATION PROGRAM	<u>\$ 37,890</u>	<u>\$ 37,930</u>
Provide Ethics Education.		
Total, Goal A: INFORMATION ON GOVERNMENT	<u>\$ 1,168,321</u>	<u>\$ 1,165,360</u>
B. Goal: INDIRECT ADMINISTRATION		
B.1.1. Strategy: INDIRECT ADMINISTRATION	\$ 756,373	\$ 718,133
Grand Total, TEXAS ETHICS COMMISSION	<u>\$ 1,924,694</u>	<u>\$ 1,883,493</u>
Object-of-Expense Informational Listing:		
Salaries and Wages	\$ 1,653,658	\$ 1,613,658
Other Personnel Costs	45,400	49,740
Consumable Supplies	19,000	19,000
Utilities	1,000	1,000
Travel	10,000	10,000
Rent - Building	4,000	4,000
Rent - Machine and Other	27,000	27,000
Other Operating Expense	164,636	159,095
Total, Object-of-Expense Informational Listing	<u>\$ 1,924,694</u>	<u>\$ 1,883,493</u>
Estimated Allocations for Employee Benefits and Debt Service Appropriations Made Elsewhere in this Act:		

TEXAS ETHICS COMMISSION
(Continued)

<u>Employee Benefits</u>		
Retirement	\$ 105,752	\$ 107,339
Group Insurance	194,247	196,955
Social Security	126,352	128,247
Benefits Replacement	<u>16,671</u>	<u>15,838</u>
Subtotal, Employee Benefits	<u>\$ 443,022</u>	<u>\$ 448,379</u>
<u>Debt Service</u>		
Lease Payments	<u>\$ 141,609</u>	<u>\$ 126,140</u>
Total, Estimated Allocations for Employee Benefits and Debt Service Appropriations Made Elsewhere in this Act	<u>\$ 584,631</u>	<u>\$ 574,519</u>

- 1. Performance Measure Targets.** The following is a listing of the key performance target levels for the Texas Ethics Commission. It is the intent of the Legislature that appropriations made by this Act be utilized in the most efficient and effective manner possible to achieve the intended mission of the Texas Ethics Commission. In order to achieve the objectives and service standards established by this Act, the Texas Ethics Commission shall make every effort to attain the following designated key performance target levels associated with each item of appropriation.

	<u>2008</u>	<u>2009</u>
A. Goal: INFORMATION ON GOVERNMENT Outcome (Results/Impact):		
Percent of Advisory Opinion Requests Answered by Commission within 60 Working Days of Receipt	75%	75%
A.1.1. Strategy: INFORMATION FILING Output (Volume):		
Number of Reports Logged within Two Working Days of Receipt	29,000	28,910
A.1.2. Strategy: ADVISORY OPINIONS Efficiencies:		
Average Time (Working Days) to Answer Advisory Opinion Requests	48	48
A.1.3. Strategy: ENFORCEMENT Output (Volume):		
Number of Sworn Complaints Processed	400	400
Efficiencies:		
Average Time (Working Days) to Respond to Sworn Complaints	4	4

- 2. Capital Budget.** None of the funds appropriated above may be expended for capital budget items except as listed below. The amounts shown below shall be expended only for the purposes shown and are not available for expenditure for other purposes. Amounts appropriated above and identified in this provision as appropriations either for "Lease Payments to Master Lease Purchase Program" or for items with an "(MLPP)" notation shall be expended only for the purpose of making lease-purchase payments to the Texas Public Finance Authority pursuant to the provisions of Government Code § 1232.103.

	<u>2008</u>	<u>2009</u>
a. Acquisition of Information Resource Technologies		
(1) Desk Top Computers	\$ 37,000	\$ 0
(2) Computer Monitors	2,000	0
(3) Server Hard Drives	<u>\$ 1,000</u>	<u>\$ 0</u>
Total, Acquisition of Information Resource Technologies	<u>\$ 40,000</u>	<u>\$ 0</u>
Total, Capital Budget	<u><u>\$ 40,000</u></u>	<u><u>\$ 0</u></u>
Method of Financing (Capital Budget):		
General Revenue Fund	<u>\$ 40,000</u>	<u>\$ 0</u>
Total, Method of Financing	<u><u>\$ 40,000</u></u>	<u><u>\$ 0</u></u>

FACILITIES COMMISSION¹

	For the Years Ending	
	August 31, 2008	August 31, 2009
Method of Financing:		
General Revenue Fund	\$ 28,134,574	\$ 28,104,806
<u>General Revenue Fund - Dedicated</u>		
Texas Department of Insurance Operating Fund Account No. 036	1,030,083	1,030,083
Federal Surplus Property Service Charge Fund Account No. 570	962,673	961,479
Subtotal, General Revenue Fund - Dedicated	\$ 1,992,756	\$ 1,991,562
<u>Other Funds</u>		
Appropriated Receipts	942,980	935,985
Interagency Contracts	12,238,693	12,235,651
Bond Proceeds - General Obligation Bonds	93,180,050	UB
Subtotal, Other Funds	\$ 106,361,723	\$ 13,171,636
Total, Method of Financing	<u>\$ 136,489,053</u>	<u>\$ 43,268,004</u>
Other Direct and Indirect Costs Appropriated Elsewhere in this Act		
	\$ 148,239	\$ 148,780
This bill pattern represents an estimated 100% of this agency's estimated total available funds for the biennium.		
Number of Full-Time-Equivalents (FTE): ^{2, 3, 4}	473.8	473.8
Schedule of Exempt Positions:		
Executive Director, Group 5	\$126,500	\$126,500
Items of Appropriation:		
A. Goal: PROCUREMENT		
Manage a System that Ensures the State Receives Quality, Cost-eff Svcs.		
A.1.1. Strategy: STATEWIDE PROCUREMENT Provide a Competitive Procurement System.	\$ 0	\$ 0
A.1.2. Strategy: TRAINING AND COMPLIANCE Ensure State Purchasers Are Qualified.	\$ 0	\$ 0
A.1.3. Strategy: STATEWIDE HUBS Effective Promotion of HUB Business Opportunities.	\$ 0	\$ 0
A.1.4. Strategy: TRAVEL PROCUREMENT Minimize Statewide Travel Costs.	\$ 0	\$ 0
Total, Goal A: PROCUREMENT	\$ 0	\$ 0
B. Goal: FACILITIES CONSTRUCTION AND LEASING		
Provide Office Space for State Agencies through Constr/Leasing Svcs.		
B.1.1. Strategy: LEASING Provide Quality Leased Space for State Agencies at the Best Value.	\$ 505,370	\$ 505,370

¹ Incorporates the passage of HB 3560, 80th Legislature, Regular Session, which abolished the Texas Building and Procurement Commission (TBPC) and created the Texas Facilities Commisison (TFC), effective September 1, 2007.

² Incorporates the passage of HB 3560, 80th Legislature, Regular Session, which authorized the transfer of procurement, fleet management, and support services duties of the Texas Facilities Commission, formerly the Texas Building and Procurement Commission, to the Comptroller of Public Accounts, including the transfer of General Revenue Funds in the amount of \$4,039,623, Appropriated Receipts in the amount of \$1,183,105, and Interagency Contracts in the amount of \$797,543, for a total of \$6,020,271 each fiscal year and an estimated 106.8 FTEs each fiscal year. All riders and performance measures associated with procurement, fleet management, and support services (Strategies D.1.1, Central Office Services and D.1.2, Fleet Management) have been transferred to the Comptroller of Public Accounts and noted herein.

³ Incorporates the passage of HB 2621, 80th Legislature, Regular Session, which authorizes the transfer of the Governor’s Mansion duties and responsibilities from the Texas Facilities Commission, formerly the Texas Building and Procurement Commission, to the State Preservation Board, including General Revenue in the amount of \$260,000 each fiscal year and an estimated 4 FTEs each fiscal year.

⁴ Incorporates Article IX, § 18.02 (c), of this Act, relating to data center consolidation, which reduces the FTE cap by 2.8 each fiscal year of the biennium.

FACILITIES COMMISSION
(Continued)

B.1.2. Strategy: FACILITIES PLANNING Ensure State Optimizes Use of Leased/Purchased/Constructed Off Space.	\$	199,607	\$	199,607
B.2.1. Strategy: BUILDING DESIGN AND CONSTRUCTION Ensure Facilities Are Designed & Built Timely/Cost Eff/Highest Quality.	\$	<u>15,408,451</u>	\$	<u>3,522,601</u>
Total, Goal B: FACILITIES CONSTRUCTION AND LEASING	\$	<u>16,113,428</u>	\$	<u>4,227,578</u>
C. Goal: PROPERTY MANAGEMENT To Protect & Cost Effectively Manage & Maintain State-owned Facilities.				
C.1.1. Strategy: CUSTODIAL Provide Cost-effective/Efficient Custodial Svcs for State Facilities.	\$	4,994,566	\$	4,994,566
C.2.1. Strategy: FACILITIES OPERATION ^{5, 6, 7} Provide a Comprehensive Pgm to Protect State's Invstmnt in Facilities.	\$	113,290,061	\$	31,995,861
C.2.2. Strategy: LEASE PAYMENTS Make Lease Payments on Facilities Financed by the Public Finance Auth.	\$		\$	
Total, Goal C: PROPERTY MANAGEMENT	\$	<u>118,284,627</u>	\$	<u>36,990,427</u>
D. Goal: SUPPORT SERVICES ⁸ Provide Support Services to State Agencies.				
D.1.1. Strategy: CENTRAL OFFICE SERVICES Provide for the Timely & Cost-effective Delivery of Office Services.	\$	0	\$	0
D.1.2. Strategy: FLEET MANAGEMENT Develop and Maintain a Statewide Vehicle Fleet Management System.	\$	0	\$	0
D.2.1. Strategy: SURPLUS PROPERTY MANAGEMENT Provide Timely/Appropriate/Cost-effective Disposal of Surplus Property.	\$	<u>1,382,786</u>	\$	<u>1,382,787</u>
Total, Goal D: SUPPORT SERVICES	\$	<u>1,382,786</u>	\$	<u>1,382,787</u>
E. Goal: INDIRECT ADMINISTRATION				
E.1.1. Strategy: CENTRAL ADMINISTRATION ⁹	\$	0	\$	0

⁵ Incorporates the passage of HB 2621, 80th Legislature, Regular Session, which authorizes the transfer of the Governor’s Mansion duties and responsibilities from the Texas Facilities Commission, formerly the Texas Building and Procurement Commission, to the State Preservation Board, including General Revenue in the amount of \$260,000 each fiscal year and an estimated 4 FTEs each fiscal year.

⁶ Incorporates Article IX, § 19.70, of this Act, relating to appropriations of remaining Proposition 8 general obligation bond proceeds as amended by HB 2621, 80th Legislature, Regular Session, relating to the transfer of certain historical buildings to the Texas Historical Commission, including \$698,000 in general obligation bond proceeds in FY 2008 and the transfer of maintenance and renovation of the Governor’s Mansion to the State Preservation Board, including \$35,500 in general obligation bond proceeds in FY 2008.

⁷ Incorporates Article IX, § 19.71, of this Act, relating to the contingent appropriations of general obligation bond proceeds, subject to the approval of a proposition by Texas voters as authorized by SJR 65/SB 2033, 80th Legislature, Regular Session, including \$32,000,000 in general obligation bond proceeds in FY 2008.

⁸ Incorporates the passage of HB 3560, 80th Legislature, Regular Session, which authorized the transfer of procurement, fleet management, and support services duties of the Texas Facilities Commission, formerly the Texas Building and Procurement Commission, to the Comptroller of Public Accounts, including the transfer of General Revenue Funds in the amount of \$4,039,623, Appropriated Receipts in the amount of \$1,183,105, and Interagency Contracts in the amount of \$797,543, for a total of \$6,020,271 each fiscal year and an estimated 106.8 FTEs each fiscal year. All riders and performance measures associated with procurement, fleet management, and support services (Strategies D.1.1, Central Office Services and D.1.2, Fleet Management) have been transferred to the Comptroller of Public Accounts and noted herein.

⁹ The Governor vetoed \$1,831,365 in General Revenue, \$70,752 in Federal Surplus Property Services Charge Fund, \$190,487 in Appropriated Receipts, and \$195,584 in Interagency Contracts for a total of \$2,288,188 each fiscal year related to Strategy E.1.1, Central Administration. See the Governor’s Veto Proclamation.

FACILITIES COMMISSION

(Continued)

E.1.2. Strategy: INFORMATION RESOURCES ^{10, 11}	\$ 447,814	\$ 406,814
E.1.3. Strategy: OTHER SUPPORT SERVICES ¹²	\$ 260,398	\$ 260,398
Total, Goal E: INDIRECT ADMINISTRATION	\$ 708,212	\$ 667,212
Grand Total, FACILITIES COMMISSION	<u>\$ 136,489,053</u>	<u>\$ 43,268,004</u>
Object-of-Expense Informational Listing:		
Salaries and Wages	\$ 10,368,472	\$ 10,368,472
Other Personnel Costs	254,204	254,204
Professional Fees and Services	271,872	230,872
Fuels and Lubricants	65,103	65,103
Consumable Supplies	242,714	242,714
Utilities	19,187,722	19,187,722
Travel	26,859	26,859
Rent - Building	12,147	12,147
Rent - Machine and Other	24,751	24,751
Other Operating Expense	10,855,159	10,855,160
Capital Expenditures	<u>95,180,050</u>	<u>2,000,000</u>
Total, Object-of-Expense Informational Listing	<u>\$ 136,489,053</u>	<u>\$ 43,268,004</u>
Estimated Allocations for Employee Benefits and Debt Service Appropriations Made Elsewhere in this Act:		
<u>Employee Benefits</u>		
Retirement	\$ 772,105	\$ 783,687
Group Insurance	3,103,305	3,217,620
Social Security	964,758	979,230
Benefits Replacement	<u>130,062</u>	<u>123,559</u>
Subtotal, Employee Benefits	<u>\$ 4,970,230</u>	<u>\$ 5,104,096</u>
<u>Debt Service</u>		
TPFA GO Bond Debt Service	\$ 6,059,233	\$ 11,698,215
Lease Payments	<u>1,226,594</u>	<u>1,214,385</u>
Subtotal, Debt Service	<u>\$ 7,285,827</u>	<u>\$ 12,912,600</u>
Total, Estimated Allocations for Employee Benefits and Debt Service Appropriations Made Elsewhere in this Act	<u>\$ 12,256,057</u>	<u>\$ 18,016,696</u>

- 1. Performance Measure Targets.** The following is a listing of the key performance target levels for the Facilities Commission. It is the intent of the Legislature that appropriations made by this Act be utilized in the most efficient and effective manner possible to achieve the intended mission of the Facilities Commission. In order to achieve the objectives and service standards established by this Act, the Facilities Commission shall make every effort to attain the following designated key performance target levels associated with each item of appropriation.

¹⁰ Incorporates the passage of HB 15, § 30 (n)(15), 80th Legislature, Regular Session, relating to data center services, which appropriated \$29,767 out of General Revenue Funds, \$1,195 out of the Federal Surplus Property Services Charge Fund, \$3,042 out of Interagency Contracts, and \$6,996 out of Appropriated Receipts for a total of \$41,000 in FY 2008 for the purpose of making payments for data center consolidation hardware upgrades and physical transfer of equipment.

¹¹ Incorporates the passage of HB 15, §30 (k), 80th Legislature, Regular Session, relating to data center services, which reduces appropriations by \$844,083 out of General Revenue Funds, \$34,450 out of the Federal Surplus Property Services Charge Fund, \$190,921 out of Interagency Contracts, and \$98,352 out of Appropriated Receipts for the biennium for reduced costs related to the data center consolidation.

¹² Incorporates the passage of HB 3560, 80th Legislature, Regular Session, which authorized the transfer of procurement, fleet management, and support services duties of the Texas Facilities Commission, formerly the Texas Building and Procurement Commission, to the Comptroller of Public Accounts, including the transfer of General Revenue Funds in the amount of \$4,039,623, Appropriated Receipts in the amount of \$1,183,105, and Interagency Contracts in the amount of \$797,543, for a total of \$6,020,271 each fiscal year and an estimated 106.8 FTEs each fiscal year. All riders and performance measures associated with procurement, fleet management, and support services (Strategies D.1.1, Central Office Services and D.1.2, Fleet Management) have been transferred to the Comptroller of Public Accounts and noted herein.

FACILITIES COMMISSION
(Continued)

	2008	2009
A. Goal: PROCUREMENT¹³		
Outcome (Results/Impact):		
Number of New HUBs Certified as a Result of HUB Outreach Efforts	1,200	1,200
Percentage of Post-payment Audits Completed	50	50
A.1.1. Strategy: STATEWIDE PROCUREMENT		
Output (Volume):		
Number of New, Revised, and Renewed Statewide Volume Contracts Awarded	200	200
Efficiencies:		
Number of Business Days to Process Non-delegated Open Market Requisitions from Client Agencies	45	45
A.1.3. Strategy: STATEWIDE HUBS		
Output (Volume):		
Number of Historically Underutilized Business Field Audits Conducted	700	700
Number of Historically Underutilized Business Desk Audits Conducted	2,100	2,100
A.1.4. Strategy: TRAVEL PROCUREMENT		
Explanatory:		
Number of Transactions Completed by the State Contract Travel Provider	65,000	64,000
B. Goal: FACILITIES CONSTRUCTION AND LEASING		
Outcome (Results/Impact):		
Square Footage of Office Space Leased Per Full-Time Equivalent	235	230
Percentage of Completed Construction Projects on Schedule within Budget	90%	90%
B.1.1. Strategy: LEASING		
Output (Volume):		
Total Number of Leases Awarded, Negotiated, or Renewed	189	125
Efficiencies:		
Percent Reduction of Leased Square Footage of Office & Warehouse Space	2%	2%
Cost of Office Space Per FTE	3,000	3,500
Explanatory:		
Number of Emergency Leases Awarded, Negotiated, or Renewed	0	0
Total Square Footage of Office and Warehouse Space Leased	9,900,000	10,000,000
C. Goal: PROPERTY MANAGEMENT		
C.1.1. Strategy: CUSTODIAL		
Efficiencies:		
Cost Per Square Foot of TBPC-provided Custodial Services	.15	.15
Cost Per Square Foot of Privatized Custodial Services	.07	.07
C.2.1. Strategy: FACILITIES OPERATION		
Efficiencies:		
Average Cost Per Square Foot of All Building Maintenance	1.1	1.1
D. Goal: SUPPORT SERVICES		
D.2.1. Strategy: SURPLUS PROPERTY MANAGEMENT		
Output (Volume):		
Dollar Amount of Federal Surplus Property Donated	23,000,000	24,000,000
2. Information Listing of Appropriated Funds. The appropriations made in this and other Articles of this Act to the Texas Facilities Commission for lease payments to the Texas Public Finance Authority are subject to the following provision. The following amounts shall be used for the purpose indicated.		

¹³ Incorporates the passage of HB 3560, 80th Legislature, Regular Session, which authorized the transfer of procurement, fleet management, and support services duties of the Texas Facilities Commission, formerly the Texas Building and Procurement Commission, to the Comptroller of Public Accounts, including the transfer of General Revenue Funds in the amount of \$4,039,623, Appropriated Receipts in the amount of \$1,183,105, and Interagency Contracts in the amount of \$797,543, for a total of \$6,020,271 each fiscal year and an estimated 106.8 FTEs each fiscal year. All riders and performance measures associated with procurement, fleet management, and support services (Strategies D.1.1, Central Office Services and D.1.2, Fleet Management) have been transferred to the Comptroller of Public Accounts and noted herein.

FACILITIES COMMISSION
(Continued)

	For the Fiscal Year Ending	
	August 31, 2008	August 31, 2009
Method of Financing:		
General Revenue Fund	\$ 44,827,129	\$ 44,413,939
General Revenue-Dedicated		
Texas Department of Insurance Operating		
Fund Account No. 036	2,951,493	2,900,359
Total, Method of Financing, Lease Payments	\$ 47,778,622	\$ 47,314,298
Strategy C.2.2, Lease Payments	\$ 47,778,622	\$ 47,314,298
		&UB
<p>3. Capital Budget. None of the funds appropriated above may be expended for capital budget items except as listed below. The amounts shown below shall be expended only for the purposes shown and are not available for expenditure for other purposes. Amounts appropriated above and identified in this provision as appropriations either for "Lease payments to the Master Lease Purchase Program" or for items with an "(MLPP)" notation shall be expended only for the purpose of making lease-purchase payments to the Texas Public Finance Authority pursuant to the provisions of Government Code, § 1232.103.</p>		
	2008	2009
a. Construction of Buildings and Facilities		
(1) Construction of Buildings	\$ 2,000,000	\$ 2,000,000
		& UB
b. Repair or Rehabilitation of Buildings and Facilities		
(1) Facilities Renovation of the Texas State Library and Archives Commission	11,885,850	UB
(2) Deferred Maintenance for Critical Repairs	UB	UB
(3) Deferred Maintenance for Compliance Projects	UB	UB
(4) Deferred Maintenance for Asset Management	UB	UB
(5) Deferred Maintenance for Buildings Purchased Under Authority of House Bill 3147, Seventy-ninth Legislature, Regular Session, 2005	UB	UB
(6) Critical Deferred Maintenance and Asbestos Abatement for Facilities (Proposition 8) ¹⁴	49,294,200	UB
(7) Critical Deferred Maintenance and Asbestos Abatement for Facilities (SJR 65/SB 2033) ¹⁵	32,000,000	UB
c. Acquisition of Information Resource Technologies		
(1) Data Center Consolidation ¹⁶	101,644	99,927

¹⁴ Incorporates Article IX, § 19.70, of this Act, relating to appropriations of remaining Proposition 8 general obligation bond proceeds as amended by HB 2621, 80th Legislature, Regular Session, relating to the transfer of certain historical buildings to the Texas Historical Commission, including \$698,000 in general obligation bond proceeds in FY 2008 and the transfer of maintenance and renovation of the Governor’s Mansion to the State Preservation Board, including \$35,500 in general obligation bond proceeds in FY 2008.

¹⁵ Incorporates Article IX, § 19.71, of this Act, relating to the contingent appropriations of general obligation bond proceeds, subject to the approval of a proposition by Texas voters as authorized by SJR 65/SB 2033, 80th Legislature, Regular Session, including \$32,000,000 in general obligation bond proceeds in FY 2008.

¹⁶ Incorporates Article IX, § 18.02 (e), of this Act, relating to data center consolidation, which requires data center services expenditures to be categorized as a capital budget item, as amended by HB 3560, 80th Legislature, Regular Session, relating to the transfer of procurement, fleet management, and support services to the Comptroller of Public Accounts.

FACILITIES COMMISSION
(Continued)

Total, Acquisition of Information Resource Technologies	\$ 101,644	\$ 99,927
Total, Capital Budget	\$ 95,281,694	\$ 2,099,927
Method of Financing (Capital Budget):		
General Revenue Fund	\$ 52,713	\$ 51,823
Appropriated Receipts	20,887	20,534
Interagency Contracts	2,015,142	2,014,886
Bond Proceeds - General Obligation Bonds	93,180,050	UB
GR Dedicated - Federal Surplus Property Service Charge Fund Account No. 570	12,902	12,684
Total, Method of Financing	\$ 95,281,694	\$ 2,099,927

4. **Unexpended Balances of Bond Proceeds for Deferred Maintenance and Facilities Renovation of the Texas State Library and Archives Commission Project.** Included in the amounts appropriated above are unexpended and unobligated balances remaining as of August 31, 2007, (estimated to be \$11,885,850) for deferred maintenance including remaining balances for the Facilities Renovation of the Texas State Library and Archives Commission capital budget project, excluding expansion of the existing facility, for the 2008-09 biennium to Strategy B.2.1, Building Design and Construction, and Strategy C.2.1, Facilities Operation, in General Obligation Bonds.

In addition, included in amounts appropriated above are any unexpended balances remaining as of August 31, 2007 (estimated to be \$0) for deferred maintenance on buildings purchased under authority of House Bill 3147, Seventy-ninth Legislature Regular Session, 2005, relating to lease with option to purchase.

Any unobligated balances remaining as of August 31, 2008, are hereby appropriated for the same purposes for the fiscal year beginning September 1, 2008.

5. **Transfer Authority - Utilities.** In order to provide for unanticipated cost increases in purchased utilities during fiscal year 2008, the Texas Facilities Commission may transfer such amounts as may be necessary to cover such increases from appropriations made in fiscal year 2009 for utilities in C.2.1, Facilities Operation, to amounts appropriated in fiscal year 2008 for utilities. Prior to transferring fiscal year 2009 funds into the 2008 fiscal year, notification shall be given to the Comptroller of Public Accounts of the amounts to be transferred and quarterly reports shall be filed with the Legislative Budget Board and the Governor detailing the necessity for such transfers.
6. **Employee Testing.** Out of the funds appropriated herein, the Texas Facilities Commission is authorized to pay for medical testing for employees or prospective employees that work in high risk environment areas (e.g., asbestos removal, sewage). Funds appropriated above may also be expended for immunizations which are required of employees at risk in the performance of these duties. Testing deemed necessary under this provision must be approved by the Executive Director and obtained for the safety of the employee or the general public.
7. **Cost Recovery, Reimbursement of General Revenue Funds.** In the event that the Leasing Services Program or any other function funded with general revenue in the above strategies recovers operational costs through reimbursements from other agencies or entities, the Texas Facilities Commission shall reimburse the General Revenue Fund for the amounts expended. Upon reimbursement, the Comptroller shall transfer these funds to unappropriated general revenue balances.
8. **Texas Facilities Commission's Revolving Account.**¹⁷ The Comptroller of Public Accounts shall maintain the "Texas Facilities Commission's Revolving Account" to account for the expenditures, revenues, and balances of its full cost-recovery operations of Minor Construction and Project Management. The expenditures, revenues, and balances for each operation shall be maintained separately by the Texas Facilities Commission within its

¹⁷ Rider modified to reflect the transfer of support services from the Texas Facilities Commission (formerly the Texas Building and Procurement Commission) to the Comptroller of Public Accounts by HB 3560, 80th Legislature, Regular Session.

FACILITIES COMMISSION

(Continued)

accounting system. Included in funds appropriated above are unexpended and unobligated balances for these operations as of August 31, 2007 (not to exceed \$446,000 in Interagency Contracts), for use during the 2008-09 biennium, along with any revenues received during the biennium. Any unobligated balances as of August 31, 2008, are appropriated for the same use during fiscal year 2009.

9. **Appropriations Limited to Revenue Collections.** Fees, fines and other miscellaneous revenues as authorized and generated by the operation of the Federal Surplus Property Program shall cover, at a minimum, the cost of the appropriations made for the Federal Surplus Property Program above for strategy item D.2.1, Surplus Property Management, as well as the "other direct and indirect costs" associated with this program, appropriated elsewhere in this Act. "Other direct and indirect costs" for the Federal Surplus Property Program above for strategy item D.2.1, Surplus Property Management, are estimated to be \$148,239 for fiscal year 2008 and \$148,780 for fiscal year 2009. In the event that the actual and/or projected revenue collections are insufficient to offset the costs identified by this provision, the Legislative Budget Board may direct the Comptroller of Public Accounts to reduce the appropriation authority provided herein to be within the amount of fee revenue expected to be available. Any unexpended balances as of August 31, 2007 (estimated to be \$0), in Federal Surplus Property Service Charge Account Fund 570 are hereby appropriated to the Texas Facilities Commission for costs associated with the operations of the Federal Surplus Property Program during the 2008-09 biennium. Any balances remaining on August 31, 2008, are appropriated for the same use during fiscal year 2009.
10. **Unexpended Balances, Bidders List Fees.**¹⁸ The Texas Facilities Commission is hereby authorized to carry forward unexpended balances received from bidders list fees collected during fiscal year 2008 to fiscal year 2009 for the cost of maintaining a consolidated statewide bidders list.
11. **Standby Pay.** It is expressly provided that the Texas Facilities Commission, to the extent permitted by law, may pay compensation for on-call time at the following rates: credit for one hour worked for each day on-call during the normal work week, and two hours worked for each day on-call during weekends and on holidays. This credit shall be in addition to actual hours worked during normal duty hours and actual hours worked during on-call status. For employees subject to the Fair Labor Standards Act (FLSA), an hour of on-call service shall be considered to be an hour worked during the week for purposes of the FLSA only to the extent required by federal law.
12. **Capitol Complex - Utilities.** Notwithstanding any other provision in this Act, the Texas Facilities Commission shall be responsible for the payment of all utility costs out of appropriated funds in Strategy C.2.1, Facilities Operation, for the Capitol, the Capitol Extension, the Historic Capitol Grounds, the 1857 General Land Office Building, and the State History Museum.
13. **State Owned Housing.** A State Cemetery employee is authorized to live in the State Cemetery Caretaker's residence as set forth in Article IX, State Owned Housing - Recover Housing Costs, of this Act. Funds recovered for employee housing are hereby appropriated to the agency to maintain the State Cemetery Caretaker's residence.
14. **Night Shift Differential.** It is expressly provided that the Texas Facilities Commission, to the extent provided by law, is hereby authorized to pay an additional night shift differential to Facilities Management Division employees.
15. **Texas State Cemetery.** Out of funds appropriated above, in Strategies C.2.1, Facilities Operation, there is hereby allocated a total of \$496,775 for each fiscal year of the biennium beginning September 1, 2007, for the purpose of operation and maintenance at the Texas State Cemetery and/or the cemetery annex and for developing and maintaining a master plan for the Texas State Cemetery.

¹⁸ Incorporates the passage of HB 3560, 80th Legislature, Regular Session, which authorized the transfer of procurement, fleet management, and support services duties of the Texas Facilities Commission, formerly the Texas Building and Procurement Commission, to the Comptroller of Public Accounts, including the transfer of General Revenue Funds in the amount of \$4,039,623, Appropriated Receipts in the amount of \$1,183,105, and Interagency Contracts in the amount of \$797,543, for a total of \$6,020,271 each fiscal year and an estimated 106.8 FTEs each fiscal year. All riders and performance measures associated with procurement, fleet management, and support services (Strategies D.1.1, Central Office Services and D.1.2, Fleet Management) have been transferred to the Comptroller of Public Accounts and noted herein.

FACILITIES COMMISSION

(Continued)

- 16. State and Federal Surplus Property.** Included in amounts appropriated above in Strategy D.2.1, Surplus Property Management, are appropriations not to exceed \$2,765,573 from receipts collected for the biennium beginning September 1, 2007, to be collected pursuant to Chapter 2175, Government Code. The Texas Facilities Commission may not expend, in a given fiscal year, an amount greater than the amount of receipts collected during the biennium pursuant to Chapter 2175, Government Code and appropriated by Article IX, § 8.04 of this Act in that fiscal year.
- a. Out of funds appropriated above, the Commission shall procure or develop a surplus property inventory information system to allow for the efficient processing and management of the State Surplus Property Program inventory and the tracking of surplus property sales conducted or managed by the Commission.
 - b. Based on a risk assessment of potential surplus property needs, the Commission shall target its education and outreach efforts of the State Surplus Property Program to select state agencies to ensure state agencies are actively identifying surplus property eligible for disposition.
 - c. The Commission shall develop and track performance benchmarks and targets necessary to evaluate the State Surplus Property Program activities for timeliness, cost, and profitability. The Commission shall report to the Legislative Budget Board and the Governor, no later than August 31, 2008, on the following:
 - i. Surplus property sale proceeds by sales method;
 - ii. Costs associated with warehousing, cataloguing, and administering surplus property, and sales activities;
 - iii. Percent of the estimated value of surplus property being recovered through disposal method; and
 - iv. Timeliness of surplus property disposal.
- 17. Facilities Management.** It is the intent of the legislature that agencies affected by the facilities management provision under § 2165.007, Government Code, shall enter into a two-year contract for facility management services with the Texas Facilities Commission on or before September 1, 2007. Payments made to the Texas Facilities Commission shall be for actual facilities management services estimated by those affected agencies in cooperation with the Texas Facilities Commission. In addition, funds received by the Texas Facilities Commission from those agencies shall only be expended on the agency for which payment has been made. Any funds not used for those purposes shall be transferred back to the agency of origin.
- 18. State Fleet Data Management System.**¹⁹ Out of funds appropriated above, in Strategy D.1.2, Fleet Management, the Texas Facilities Commission shall implement and maintain a state fleet data management system for agencies to report fleet operating expenses and uses, as required by Chapter 2171.101, Government Code. The system shall be accessible through a web-based interface, provide forms for efficient entry of data required by the State Vehicle Fleet Management Plan, allow agencies to batch load relevant data from internal legacy systems, provide fiscal and managerial reports for both direct asset management and oversight needs, and be flexible enough to accommodate future agency or legislative needs. All funds collected through interagency agreements for the statewide vehicle fleet data management system shall be expended solely on the fleet system. Any unexpended balances of these funds remaining as of August 31, 2008, are hereby appropriated to the Commission for the fiscal year beginning September 1, 2008, for the development or maintenance of the system.
- 19. Directed Competitive Reviews.** Out of funds appropriated above, in Strategy D.1.1, Central Office Services, the Council on Competitive Government shall conduct competitive reviews on all Texas Facilities Commission facility maintenance programs, including, but not limited

¹⁹ Incorporates the passage of HB 3560, 80th Legislature, Regular Session, which authorized the transfer of procurement, fleet management, and support services duties of the Texas Facilities Commission, formerly the Texas Building and Procurement Commission, to the Comptroller of Public Accounts, including the transfer of General Revenue Funds in the amount of \$4,039,623, Appropriated Receipts in the amount of \$1,183,105, and Interagency Contracts in the amount of \$797,543, for a total of \$6,020,271 each fiscal year and an estimated 106.8 FTEs each fiscal year. All riders and performance measures associated with procurement, fleet management, and support services (Strategies D.1.1, Central Office Services and D.1.2, Fleet Management) have been transferred to the Comptroller of Public Accounts and noted herein.

FACILITIES COMMISSION
(Continued)

to: building maintenance; building management; custodial operations; grounds maintenance; minor construction; and core system operations. Recommendations resulting from the competitive reviews will be implemented under the statutory authority of the Council on Competitive Government at the discretion of its members. The Council on Competitive Government will provide reports on their findings to the Legislative Budget Board and the Governor as completed but no later than September 1, 2008.

20. **Contingency for the Donation by the Federal Government of the Thomas T. Connally Department of Veterans Affairs Medical Center.** Contingent upon the donation by the federal government of the Thomas T. Connally Department of Veterans Affairs Medical Center to the State of Texas, the Commission shall provide facilities management and care as set out in Chapter 2165, Government Code of the Thomas T. Connally Department of Veterans Affairs Medical Center immediately upon transfer of ownership to the state. The Commission shall use funds appropriated above in Strategy C.2.1, Facilities Operations to carry out its duties of facility management of the Thomas T. Connally Department of Veterans Affairs Medical Center.
21. **Appropriation Authority for Proposition 8 and Senate Joint Resolution 65/Senate Bill 2033 General Obligation Proceeds.**^{20, 21} Included in the amounts appropriated above in Strategy C.2.1, Facilities Operation in fiscal year 2008 is \$49,294,200 in general obligation bond proceeds for projects for the Texas Facilities Commission as described in Article IX, Sec. 19.70, Appropriations of Remaining Proposition 8 General Obligation Bond Proceeds.

In addition, included in amounts appropriated above in Strategy C.2.1, Facilities Operation in fiscal year 2008 is \$32,000,000 in general obligation bond proceeds for projects for the Texas Facilities Commission as described in Article IX, Sec. 19.71, Contingency for Senate Joint Resolution 65 and Senate Bill 2033, Eightieth Legislature, 2007, Regular Session. Such appropriation is contingent upon approval of a proposition by Texas voters in November 2007 as authorized by Senate Joint Resolution 65.

All projects funded herein with general obligation bond proceeds are subject to approval by the Legislative Budget Board prior to issuance of the bond proceeds by the Texas Public Finance Authority. Any unexpended and unobligated balances in general obligation bond proceeds described herein and remaining as of August 31, 2008 are hereby appropriated for the fiscal year beginning September 1, 2008 for the same purpose(s).

²⁰ Incorporates Article IX, § 19.70, of this Act, relating to appropriations of remaining Proposition 8 general obligation bond proceeds as amended by HB 2621, 80th Legislature, Regular Session, relating to the transfer of certain historical buildings to the Texas Historical Commission, including \$698,000 in general obligation bond proceeds in FY 2008 and the transfer of maintenance and renovation of the Governor’s Mansion to the State Preservation Board, including \$35,500 in general obligation bond proceeds in FY 2008.

²¹ Incorporates Article IX, § 19.71, of this Act, relating to the contingent appropriations of general obligation bond proceeds, subject to the approval of a proposition by Texas voters as authorized by SJR 65/SB 2033, 80th Legislature, Regular Session, including \$32,000,000 in general obligation bond proceeds in FY 2008.

PUBLIC FINANCE AUTHORITY

	For the Years Ending	
	August 31, 2008	August 31, 2009
Method of Financing:		
General Revenue Fund	\$ 542,107	\$ 552,203
Appropriated Receipts	339,042	339,042
Total, Method of Financing	<u>\$ 881,149</u>	<u>\$ 891,245</u>
This bill pattern represents an estimated 100% of this agency's estimated total available funds for the biennium.		
Number of Full-Time-Equivalents (FTE):	15.0	15.0

PUBLIC FINANCE AUTHORITY
(Continued)

Schedule of Exempt Positions:

Executive Director, Group 5	\$120,000	\$120,000
-----------------------------	-----------	-----------

Items of Appropriation:

A. Goal: FINANCE CAPITAL PROJECTS
Finance Capital Projects Cost Effectively and Monitor Debt Efficiently.

A.1.1. Strategy: ANALYZE FINANCINGS AND ISSUE DEBT	\$ 438,802	\$ 443,830 & UB
---	------------	--------------------

Analyze Agency Financing Applications and Issue Debt Cost Effectively.

A.2.1. Strategy: MANAGE BOND PROCEEDS	\$ 442,347	\$ 447,415 & UB
--	------------	--------------------

Manage Bond Proceeds and Monitor Covenants to Ensure Compliance.

A.2.2. Strategy: BOND DEBT SERVICE PAYMENTS Make GO Bond Debt Service Payments.	\$ _____	\$ _____
---	----------	----------

Total, Goal A: FINANCE CAPITAL PROJECTS	\$ 881,149	\$ 891,245
--	------------	------------

Grand Total, PUBLIC FINANCE AUTHORITY	<u>\$ 881,149</u>	<u>\$ 891,245</u>
--	-------------------	-------------------

Object-of-Expense Informational Listing:

Salaries and Wages	\$ 789,853	\$ 788,693
Other Personnel Costs	23,920	25,660
Professional Fees and Services	1,532	4,752
Consumable Supplies	3,340	3,340
Utilities	210	310
Travel	26,169	26,169
Rent - Building	300	300
Rent - Machine and Other	3,800	3,800
Other Operating Expense	<u>32,025</u>	<u>38,221</u>

Total, Object-of-Expense Informational Listing	<u>\$ 881,149</u>	<u>\$ 891,245</u>
---	-------------------	-------------------

Estimated Allocations for Employee Benefits and Debt Service Appropriations Made Elsewhere in this Act:

Employee Benefits

Retirement	\$ 46,130	\$ 46,822
Group Insurance	77,910	78,933
Social Security	59,792	60,689
Benefits Replacement	<u>7,358</u>	<u>6,990</u>

Subtotal, Employee Benefits	\$ 191,190	\$ 193,434
-----------------------------	------------	------------

Debt Service

Lease Payments	\$ 58,926	\$ 57,948
----------------	-----------	-----------

Total, Estimated Allocations for Employee Benefits and Debt Service Appropriations Made Elsewhere in this Act	<u>\$ 250,116</u>	<u>\$ 251,382</u>
--	-------------------	-------------------

1. Performance Measure Targets. The following is a listing of the key performance target levels for the Public Finance Authority. It is the intent of the Legislature that appropriations made by this Act be utilized in the most efficient and effective manner possible to achieve the intended mission of the Public Finance Authority. In order to achieve the objectives and service standards established by this Act, the Public Finance Authority shall make every effort to attain the following designated key performance target levels associated with each item of appropriation.

	<u>2008</u>	<u>2009</u>
A. Goal: FINANCE CAPITAL PROJECTS		
A.1.1. Strategy: ANALYZE FINANCINGS AND ISSUE DEBT		
Output (Volume):		
Number of Requests for Financings Approved	12	3
A.2.1. Strategy: MANAGE BOND PROCEEDS		
Output (Volume):		
Number of Financial Transactions Including Debt Service Payments	5,100	5,200

PUBLIC FINANCE AUTHORITY
(Continued)

2. **Information Listing of Appropriated Funds.** The appropriations made in this and other Articles of this Act to the Texas Public Finance Authority for General Obligation Bond Debt Service are subject to the following provision. The following amounts shall be used for the purpose indicated.

	For the Years Ending	
	August 31, <u>2008</u>	August 31, <u>2009</u>
Method of Financing:		
<u>General Revenue Fund</u>		
General Revenue	\$ 324,671,174	\$ 378,264,446
GR - Sporting Goods Sales Tax - Transfer to State Parks Acct. No. 64	1,220,834	4,964,446
Subtotal, General Revenue Fund	<u>\$ 325,892,008</u>	<u>\$ 383,228,892</u>
General Revenue-Dedicated	21,833,063	22,139,968
Federal Funds	2,362,984	2,361,154
<u>Other Funds</u>		
Current Fund Balance	4,348,500	982,188
MH Collections for Patient Support and Maintenance No. 8031	112,122	112,122
MH Appropriated Receipts No. 8033	15,828	15,828
MR Collections for Patient Support and Maintenance No. 8095	120,063	120,063
MR Appropriated Receipts No. 8096	16,949	16,949
Subtotal, Other Funds	<u>\$ 4,613,462</u>	<u>\$ 1,247,150</u>
Total, Method of Financing		
Bond Debt Service	\$ 354,701,517	\$ 408,977,164
		<u>& UB</u>
Strategy A.2.2.		
Bond Debt Service ^{1, 2}	\$ 354,701,517	\$ 408,977,164
		<u>& UB</u>

Included in the amounts identified herein is \$10,034,603 in fiscal year 2008 and \$20,285,138 in fiscal year 2009 for debt service payments on the remaining Proposition 8 general obligation bond proceeds as described in Article IX, Sec. 19.70, Appropriations of Remaining Proposition 8 General Obligation Bond Proceeds.

Also included in the amounts identified herein is \$11,251,812 in fiscal year 2008 and \$45,491,056 in fiscal year 2009 for debt service payments as described in Article IX, §19.71, of this Act, relating to contingent appropriation of general obligation bond proceeds, subject to the approval of a proposition by Texas voters as authorized by SJR 65, 80th Legislature, Regular Session.

3. **Appropriation and Transfer Authority of Interest and Sinking Funds for General Obligation Bond Debt Service Payments.** Prior to the expenditure of funds appropriated out of the General Revenue Fund to pay debt service on general obligation bonds, the Public Finance Authority shall utilize any balances available in interest and sinking funds for said purpose. The Authority is hereby appropriated all amounts available in interest and sinking funds, including any unexpended balances in these funds for the purpose of paying debt service on general obligation bonds.

¹ Incorporates Article IX, § 19.70, of this Act, relating to appropriation of debt service payments on the remaining Proposition 8 general obligation bond proceeds.

² Incorporates Article IX, § 19.71, of this Act, for debt service payments relating to contingent appropriation of general obligation bond proceeds, subject to the approval of a proposition by Texas voters as authorized by SJR 65, 80th Legislature, Regular Session.

PUBLIC FINANCE AUTHORITY (Continued)

In compliance with the bond resolutions and funds management agreements between the Texas Public Finance Authority and the Comptroller of Public Accounts, the Texas Public Finance Authority is hereby authorized to transfer funds, appropriated for bond debt service, into the appropriate interest and sinking funds in amounts as necessary for the payment of principal and interest due on general obligation bonds. Such transfers shall be made no sooner than the day that bond debt service is required to be delivered in accordance with the bond resolutions and funds management agreements. The Texas Public Finance Authority is also authorized to transfer funds appropriated for general obligation bond debt service to the interest and sinking fund(s) to pay ongoing costs associated with the General Obligation Commercial Paper Program.

4. **Appropriation and Transfer Authority for Revenue Bond Lease Payments.** Balances in and revenues accruing to the State Lease Fund Account and the Texas Public Finance Authority revenue bond interest and sinking fund(s) are hereby appropriated to the Texas Public Finance Authority for bond servicing costs on revenue bonds. Bond servicing costs shall include such costs as debt service payments, insurance premiums, paying agent fees, and other costs associated with the outstanding bonds.

The Texas Public Finance Authority is hereby authorized to transfer such amounts as necessary for the payment of bond servicing costs from the State Lease Fund Account to the Texas Public Finance Authority interest and sinking fund(s) or other debt service funds.

5. **Appropriation and Transfer Authority for Master Lease Purchase Program Payments and Administrative Fees.** The Texas Public Finance Authority is hereby appropriated balances held in and revenues accruing to the State Lease Fund Account and Texas Public Finance Authority Master Lease Purchase Program interest and sinking fund(s) for the purpose of making debt service and other payments in accordance with applicable laws, rules, and covenants pertaining to the Master Lease Purchase Program. Unexpended balances in and revenues accruing to the Texas Public Finance Authority Master Lease Purchase Program funds and cost of issuance fund(s) in excess of those appropriated in the Method of Financing are hereby appropriated to the Texas Public Finance Authority for administrative costs in operating the Master Lease Purchase Program.

The Texas Public Finance Authority is hereby authorized to transfer each agency's share of administrative fees and lease payments pursuant to the Master Lease Purchase Program from each agency's appropriations made elsewhere in this Act to the Texas Public Finance Authority Master Lease Purchase Program cost of issuance fund(s) and the State Lease Fund Account, respectively. Transfers for administrative fees and lease payments shall not be made earlier than fifteen days prior to the date that the debt service payment is required. The Texas Public Finance Authority may transfer funds necessary for Master Lease Purchase Program debt service payments from the State Lease Fund Account to the Texas Public Finance Authority Master Lease Purchase Program interest and sinking fund(s).

6. **Appropriation and Transfer Authority for Unexpended Balances in Bond Related Funds.** The Texas Public Finance Authority is hereby authorized to transfer all unexpended bond fund balances forward to the following fiscal year. Balances in and revenues accruing in these bond related funds are hereby appropriated to the Texas Public Finance Authority and may be transferred to the current fiscal year or prior fiscal years in order to make bond related payments and transfers in accordance with bond resolutions. Bond funds include but are not limited to: construction (project) funds; acquisition funds; cost of issuance funds; rebate funds; capitalized interest funds; and restoration funds.
7. **Appropriation and Transfer Authority.** Appropriations to all agencies on whose behalf the Texas Public Finance Authority has, or will issue bonds, notes, or other obligations are hereby authorized to be transferred to the Texas Public Finance Authority to the funds prescribed by the bond documents for payment of debt service. The monies so transferred are hereby appropriated to the Texas Public Finance Authority for payment of principal and interest on the bonds, notes, or other obligations.
8. **Contingency Funding for Agency Operations: Additional Bond Issues.** In the event that the performance measure set forth above, Number of Requests for Financing Approved, is exceeded by 30 percent in either fiscal year 2008 or 2009, the Texas Public Finance Authority is hereby appropriated an additional amount not to exceed 20 percent of that year's appropriation made above to recover costs related to bond issuance for each fiscal year. Any additional appropriations made herein shall be applied equally to Strategy A.1.1, Analyze

PUBLIC FINANCE AUTHORITY
(Continued)

Financings and Issue Debt, and Strategy A.2.1, Manage Bond Proceeds. All appropriations made herein shall be out of the administrative fees collected from the participants in the Master Lease Purchase Program or reimbursements from state agencies; comply with the provisions of Chapters 1232 and 1401 of the Texas Government Code and any applicable bond covenants; and comply with any restrictions on reimbursements or expenditures contained in Article IX of this Act.

9. **Travel Cap Exemption for Bond Sale Travel.** Travel expenses incurred by the staff and board members related to the issuance of debt and paid from bond proceeds are exempt from the requirements of Article IX, relating to Limitation on Travel Expenditures, and the limitations on such expenditures set forth therein.
10. **Appropriation of Collected Fees.** Fees assessed by and collected from the Texas Public Finance Authority Charter School Finance Corporation (CSFC) for bond issues for charter schools, issued pursuant to Texas Education Code, Section 53.351, are appropriated to the Authority, for payment, on behalf of the CSFC, of its required issuance and administration costs and reimbursement of the Authority's additional costs in providing staff support for such bond issues and administering the Texas Charter School Credit Enhancement Program.

FIRE FIGHTERS' PENSION COMMISSIONER

	For the Years Ending	
	August 31, 2008	August 31, 2009
<hr/>		
Method of Financing:		
General Revenue Fund	\$ 9,326,578	\$ 528,689
Appropriated Receipts	<u>31,500</u>	<u>31,500</u>
Total, Method of Financing	<u>\$ 9,358,078</u>	<u>\$ 560,189</u>
 This bill pattern represents an estimated 14.5% of this agency's estimated total available funds for the biennium.		
Number of Full-Time-Equivalents (FTE):	8.5	8.5
Schedule of Exempt Positions:		
Commissioner, Group 1	\$70,000	\$70,000
 Items of Appropriation:		
A. Goal: SOUND PENSION FUNDS		
Ensure Actuarially Sound Pension Funds for Emergency Servs Personnel.		
A.1.1. Strategy: ADMINISTER PENSION FUND	\$ 9,215,404	\$ 415,405
Administer a Pension Fund for Emergency Services Personnel.		
A.2.1. Strategy: ASSISTANCE & EDUCATION	<u>\$ 142,674</u>	<u>\$ 144,784</u>
Assist and Educate Local Firefighter Pension Fund Boards.		
Total, Goal A: SOUND PENSION FUNDS	<u>\$ 9,358,078</u>	<u>\$ 560,189</u>
 Grand Total, FIRE FIGHTERS' PENSION COMMISSIONER	 <u>\$ 9,358,078</u>	 <u>\$ 560,189</u>
 Object-of-Expense Informational Listing:		
Salaries and Wages	\$ 352,488	\$ 354,431
Other Personnel Costs	8,730	8,730
Professional Fees and Services	102,687	102,687
Consumable Supplies	5,335	5,503
Travel	14,965	14,965
Rent - Machine and Other	22,797	22,797
Other Operating Expense	8,851,076	51,076

(Continued)

\$	9,358,078	\$	560,189
----	-----------	----	---------

Estimated Allocations for Employee Benefits and De
Service Appropriations Made Elsewhere in this Act:

Employee Benefits

\$	21,695	\$	22,020
	54,408		55,925
	26,100		26,492
	<u>1,714</u>		<u>1,628</u>

Subtotal, Employee Benefits

\$ 103,917 \$ 106,065

Debt Service

\$ 1,004 \$ 1,133

Total, Estimated Allocations for Employee Benefits and Debt Service Appropriations Made Elsewhere in this Act

\$ 104.921 \$ 107.198

- 1. Performance Measure Targets.** The following is a listing of the key performance target levels for the Fire Fighters' Pension Commissioner. It is the intent of the Legislature that appropriations made by this Act be utilized in the most efficient and effective manner possible to achieve the intended mission of the Fire Fighters' Pension Commissioner. In order to achieve the objectives and service standards established by this Act, the Fire Fighters' Pension Commissioner shall make every effort to attain the following designated key performance target levels associated with each item of appropriation.

	2008	2009
A. Goal: SOUND PENSION FUNDS		
A.1.1. Strategy: ADMINISTER PENSION FUND		
Output (Volume):		
Number of Retirement Payments Distributed	27,700	28,000
Efficiencies:		
Average Annual Administrative Cost Per Pension Plan Member	70	75
A.2.1. Strategy: ASSISTANCE & EDUCATION		
Output (Volume):		
Number of Benefit Determinations for Local Funds	330	330
Number of Attendees Completing Continuing Education Conference	250	250

2. **Texas Emergency Services Retirement System Fund.** Included in the amounts appropriated above is \$8,800,000 in fiscal year 2008 out of the General Revenue Fund in Strategy A.1.1, Administer Pension Fund, to be transferred to the Texas Emergency Services Retirement System Fund No. 976 as provided by Government Code Sec. 865.015.

OFFICE OF THE GOVERNOR

	For the Years Ending	
	August 31, 2008	August 31, 2009
Method of Financing:		
General Revenue Fund	\$ 9,904,980	\$ 9,104,980
<u>Other Funds</u>		
Appropriated Receipts	13,000	13,000
Interagency Contracts	399,102	399,102
Subtotal, Other Funds	\$ 412,102	\$ 412,102
Total, Method of Financing	<u>\$ 10,317,082</u>	<u>\$ 9,517,082</u>
This bill pattern represents an estimated 100% of this agency's estimated total available funds for the biennium.		
Number of Full-Time-Equivalents (FTE):	137.4	137.4
Schedule of Exempt Positions:		
Governor, Group 6	\$150,000	\$150,000
Items of Appropriation:		
A. Goal: GOVERN THE STATE		
Formulation of Balanced State Policies.		
A.1.1. Strategy: SUPPORT GOVERNOR & STATE Provide Support to Governor and State Agencies.	\$ 6,415,024	\$ 5,615,024
A.1.2. Strategy: APPOINTMENTS Develop and Maintain System of Recruiting, Screening, and Training.	\$ 852,066	\$ 852,066
A.1.3. Strategy: COMMUNICATIONS Maintain Open, Active, and Comprehensive Functions.	\$ 2,679,668	\$ 2,679,668
A.1.4. Strategy: GOVERNOR'S MANSION Maintain and Preserve Governor's Mansion.	\$ 370,324	\$ 370,324
Total, Goal A: GOVERN THE STATE	<u>\$ 10,317,082</u>	<u>\$ 9,517,082</u>
Grand Total, OFFICE OF THE GOVERNOR	<u>\$ 10,317,082</u>	<u>\$ 9,517,082</u>
Object-of-Expense Informational Listing:		
Salaries and Wages	\$ 8,169,607	\$ 8,169,607
Other Personnel Costs	173,646	173,646
Professional Fees and Services	300,050	300,050
Consumable Supplies	79,841	79,841
Utilities	34,920	34,920
Travel	87,126	87,126
Rent - Building	22,500	22,500
Rent - Machine and Other	54,650	54,650
Other Operating Expense	1,394,742	594,742
Total, Object-of-Expense Informational Listing	<u>\$ 10,317,082</u>	<u>\$ 9,517,082</u>
Estimated Allocations for Employee Benefits and Debt Service Appropriations Made Elsewhere in this Act:		
<u>Employee Benefits</u>		
Retirement	\$ 539,255	\$ 547,344
Group Insurance	1,208,510	1,245,857
Social Security	660,151	670,053
Benefits Replacement	<u>41,000</u>	<u>38,950</u>
Subtotal, Employee Benefits	\$ 2,448,916	\$ 2,502,204
<u>Debt Service</u>		
Lease Payments	\$ 114,481	\$ 126,883
Total, Estimated Allocations for Employee Benefits and Debt Service Appropriations Made Elsewhere in this Act	<u>\$ 2,563,397</u>	<u>\$ 2,629,087</u>

OFFICE OF THE GOVERNOR
(Continued)

1. **Unexpended Balances Within the Biennium.** Any unexpended balances, as of August 31, 2008, in the appropriations made to the Office of the Governor are hereby appropriated for the same purposes for the fiscal year beginning September 1, 2008.
2. **Designation of Exempt Positions.** Pursuant to the provisions of this Act and other state and federal legislation, and notwithstanding restrictions in this Act relative to the authority of the Governor to exempt positions from the Position Classification Act of 1961, the Governor may designate the title and compensation rate of exempt positions to be used by the Office of the Governor.
3. **Governor's Salary.** The salary provided by this Act for the Governor is an annual salary and is not reduced during the Governor's absence from the state.
4. **Transfer Authority.** Notwithstanding limitations on appropriation transfers contained in the General Provisions of this Act, the Office of the Governor is hereby authorized to direct agency resources, and transfer such amounts appropriated above between appropriation items. The Governor may transfer appropriations and FTEs within the Office of the Governor and for Trusteed Programs, and may assign appropriations and the corresponding FTEs for Trusteed Programs to other agencies.
5. **Unexpended Balances Between Biennia.** Included in amounts appropriated above are unexpended balances as of August 31, 2007, in appropriations made to the Office of the Governor (estimated to be \$800,000) for the same purpose for the biennium beginning September 1, 2007.
6. **Capital Expenditures Authorized.** Notwithstanding the limitations placed on the expenditure of funds for capital budget items contained in this Act, the Office of the Governor is hereby authorized to expend funds appropriated to the Office of the Governor, and the Trusteed Programs within the Office of the Governor, for the acquisition of capital budget items.
7. **Governor's Salary Authorization.** The Governor is hereby authorized, notwithstanding the rate listed for the Governor in the "Schedule of Exempt Positions," to establish the rate of compensation for the Governor at any amount below the listed authorization.

TRUSTEED PROGRAMS WITHIN THE OFFICE OF THE GOVERNOR

	For the Years Ending	
	August 31, 2008	August 31, 2009
Method of Financing:		
<u>General Revenue Fund</u>		
General Revenue Fund	\$ 118,232,537	\$ 23,404,226
GR - Hotel Occupancy Tax for Economic Development Account No. 5003	52,603,000	27,484,000
Subtotal, General Revenue Fund	<u>\$ 170,835,537</u>	<u>\$ 50,888,226</u>
<u>General Revenue Fund - Dedicated</u>		
Crime Stoppers Assistance Account No. 5012	1,688,000	700,000
Sexual Assault Program Account No. 5010	0	700,000
Tourism Plates Account No. 5053	138,000	23,000
Economic Development Bank Account No. 5106	8,226,774	4,266,774
Texas Enterprise Fund Account No. 5107	224,441,000	908,000
Economic Development and Tourism Account No. 5110	59,000	11,000
Texas Music Foundation Plates Account No. 5113	12,000	5,000
Daughters of the Republic of Texas Plates Account No. 5115	76,000	59,000
Emerging Technology Fund Account No. 5124	41,585,000	736,000
Criminal Justice Planning Account No. 421	35,960,000	29,525,000
Subtotal, General Revenue Fund - Dedicated	<u>\$ 312,185,774</u>	<u>\$ 36,933,774</u>

TRUSTEED PROGRAMS WITHIN THE OFFICE OF THE GOVERNOR
(Continued)

Federal Funds	71,919,863	65,128,858
<u>Other Funds</u>		
Appropriated Receipts	468,000	468,000
Interagency Contracts	325,000	325,000
Bond Proceeds	200,000,000	0
Small Business Incubator Fund Account No. 588	3,779,000	1,360,000
Texas Product Development Fund Account No. 589	6,262,000	1,700,000
Subtotal, Other Funds	<u>\$ 210,834,000</u>	<u>\$ 3,853,000</u>
Total, Method of Financing	<u><u>\$ 765,775,174</u></u>	<u><u>\$ 156,803,858</u></u>

This bill pattern represents an estimated 92.7% of this agency's estimated total available funds for the biennium.

Number of Full-Time-Equivalents (FTE):	136.1	136.1
---	-------	-------

Items of Appropriation:

A. Goal: PROGRAMS ASSIGNED

Administer Programs Assigned to the Governor.

A.1.1. Strategy: AGENCY GRANT ASSISTANCE Provide Emergency and Deficiency Grants to State Agencies.	\$ 1,575,000	\$ UB
A.1.2. Strategy: DISASTER FUNDS Provide Disaster Funding.	\$ 14,255,311	\$ UB
A.1.3. Strategy: CRIMINAL JUSTICE ¹ Provide Money and Research and Promote Programs for Criminal Justice.	\$ 112,376,552	\$ 100,166,547
A.1.4. Strategy: FILM AND MUSIC MARKETING ² Market Texas as a Film Location and Promote the Texas Music Industry.	\$ 11,939,664	\$ 11,896,664
A.1.5. Strategy: DISABILITY ISSUES Inform Organizations and the General Public of Disability Issues.	\$ 432,864	\$ 381,864
A.1.6. Strategy: WOMEN'S GROUPS Network Statewide Women's Groups in Texas.	\$ 108,980	\$ 93,980
A.1.7. Strategy: COUNTY ESSENTIAL SERVICE GRANTS Provide Financial Assistance to Counties for Essential Public Services.	\$ 660,000	\$ 500,000
A.1.8. Strategy: TEXAS ENTERPRISE FUND ³ Provide Financial Incentives to Entities for Economic Development.	\$ 224,441,000	\$ 908,000 & UB
A.1.9. Strategy: ECONOMIC DEVELOPMENT AND TOURISM Enhance the Economic Growth of Texas.	\$ 77,652,251	\$ 41,372,251
A.1.10. Strategy: MILITARY PREPAREDNESS Advise the Governor and Legislature on Military Issues.	\$ 205,248,552	\$ 248,552 & UB
A.1.11. Strategy: HOMELAND SECURITY Direct and Coordinate Homeland Security Activities in Texas.	\$ 500,000	\$ 500,000

¹ Incorporates Article IX, § 19.08, of this Act, due to the enactment of HB 530, 80th Legislature, Regular Session, relating to the operation and funding of drug court programs, resulting in an increase in General Revenue Funds of \$929,000 in FY 2008 and \$2,258,000 in FY 2009. Also incorporates Article IX, § 19.74, of this Act, due to the enactment of HB 1751, 80th Legislature, Regular Session, relating to imposing a fee on admissions to certain sexually oriented businesses, resulting in an increase in the General Revenue-Dedicated Sexual Assault Program Account No. 5010 of \$700,000 in FY 2009.

² Incorporates the passage of HB 1634, 80th Legislature, Regular Session, and Rider 20 in the agency's bill pattern, relating to incentives for film, television, and multimedia production industries, resulting in an increase in General Revenue Funds of \$11,000,000 in FY 2008 and \$11,000,000 in FY 2009.

³ Modified to correct error.

TRUSTEED PROGRAMS WITHIN THE OFFICE OF THE GOVERNOR
(Continued)

A.1.12. Strategy: TEXAS EMERGING TECHNOLOGY FUND ^{4, 5}	\$ 116,585,000	\$ 736,000
		& UB
Provide Incentives to Entities for Emerging Technology Development.		
Total, Goal A: PROGRAMS ASSIGNED	<u>\$ 765,775,174</u>	<u>\$ 156,803,858</u>
Grand Total, TRUSTEED PROGRAMS WITHIN THE OFFICE OF THE GOVERNOR	<u><u>\$ 765,775,174</u></u>	<u><u>\$ 156,803,858</u></u>
Object-of-Expense Informational Listing:		
Salaries and Wages	\$ 8,466,804	\$ 8,466,804
Other Personnel Costs	195,549	195,549
Professional Fees and Services	6,254,898	6,259,894
Consumable Supplies	44,124	44,124
Utilities	47,795	47,795
Travel	381,026	381,026
Rent - Building	129,427	129,427
Rent - Machine and Other	51,145	51,145
Debt Service	2,156,872	2,229,571
Other Operating Expense	73,435,924	29,545,229
Grants	674,611,610	109,453,294
Total, Object-of-Expense Informational Listing	<u><u>\$ 765,775,174</u></u>	<u><u>\$ 156,803,858</u></u>
Estimated Allocations for Employee Benefits and Debt Service Appropriations Made Elsewhere in this Act:		
<u>Employee Benefits</u>		
Retirement	\$ 350,873	\$ 356,136
Group Insurance	606,997	617,263
Social Security	450,634	457,393
Benefits Replacement	<u>30,596</u>	<u>29,066</u>
Subtotal, Employee Benefits	<u>\$ 1,439,100</u>	<u>\$ 1,459,858</u>
<u>Debt Service</u>		
TPFA GO Bond Debt Service	<u>\$ 21,833,063</u>	<u>\$ 22,139,968</u>
Total, Estimated Allocations for Employee Benefits and Debt Service Appropriations Made Elsewhere in this Act	<u><u>\$ 23,272,163</u></u>	<u><u>\$ 23,599,826</u></u>

- 1. Performance Measure Targets.** The following is a listing of the key performance target levels for the Trusteed Programs Within the Office of the Governor. It is the intent of the Legislature that appropriations made by this Act be utilized in the most efficient and effective manner possible to achieve the intended mission of the Trusteed Programs Within the Office of the Governor. In order to achieve the objectives and service standards established by this Act, the Trusteed Programs Within the Office of the Governor shall make every effort to attain the following designated key performance target levels associated with each item of appropriation.

	<u>2008</u>	<u>2009</u>
A. Goal: PROGRAMS ASSIGNED		
Outcome (Results/Impact):		
Percentage of CJD Grants Complying with CJD Guidelines	99%	99%
In-state Expenditures Made by Film, Television, and Commercial Production in Texas (in Millions)	275	275
Number of Unduplicated Jobs Announced by Companies Receiving Grants from the Texas Enterprise Fund	12,000	12,000
Number of New Jobs Announced by Businesses Receiving Recruitment and Expansion Assistance	11,000	11,000
Number of Domestic Leisure Travelers to Texas (Millions)	143.5	144.9
Number of Defense Dependent Communities Receiving Economic Development Assistance	10	11

⁴ Modified to correct error.

⁵ Incorporates Article IX, § 19.87, of this Act, due to the enactment of HB 1188, 80th Legislature, Regular Session, permitting no more than \$600,000 per fiscal year from the Emerging Technology Fund to be used for administrative purposes.

TRUSTEED PROGRAMS WITHIN THE OFFICE OF THE GOVERNOR

(Continued)

A.1.3. Strategy: CRIMINAL JUSTICE

Output (Volume):

Number of Grants Currently Operating	900	900
--------------------------------------	-----	-----

A.1.4. Strategy: FILM AND MUSIC MARKETING

Output (Volume):

Number of Individuals and Companies Assisted by Texas Music Office	16,741	17,411
--	--------	--------

A.1.5. Strategy: DISABILITY ISSUES

Output (Volume):

Number of Local Volunteer Committees on People with Disabilities and Communities Supported	58	58
--	----	----

A.1.9. Strategy: ECONOMIC DEVELOPMENT AND TOURISM

Output (Volume):

Number of Businesses Developed as Recruitment Prospects	300	300
---	-----	-----

Efficiencies:

Return on Investment from State Funding for Tourism Promotion	14	14
---	----	----

A.1.12. Strategy: TEXAS EMERGING TECHNOLOGY FUND

Output (Volume):

Number of Early-stage Companies Fostered by Emerging Technology Fund Investments and Guidance	9	9
---	---	---

Total Amount of Leveraged Funds Received as a Result of Emerging Technology Fund Research Matching Grants (in Millions)	6	6
---	---	---

2. **Emergency and Deficiency and Disaster Grants.** Included in amounts appropriated above, any unexpended balances as of August 31, 2007, in appropriations for Strategy A.1.1, Agency Grant Assistance (estimated to be \$0), and Strategy A.1.2, Disaster Funds (estimated to be \$14,255,311), for emergency and deficiency and disaster grants made in Senate Bill 1, Seventy-ninth Legislature, Regular Session, are hereby appropriated for the biennium beginning September 1, 2007. The purposes of these appropriations are for payments of claims arising prior to the convening of the next legislature by the Governor in accordance with § 403.075, Government Code, for emergency use in accordance with §§ 401.061-401.065, Government Code, grants-in-aid in case of disasters, and for other purposes needed in the operations of state departments and agencies, including legal defense of officials and employees. Upon certification by the Governor that an emergency exists within the scope of the above-cited provisions in an agency funded out of special funds, there are hereby appropriated amounts necessary from special funds to meet the deficiency, emergency or disaster. The Comptroller of Public Accounts shall transfer from the special fund to the necessary appropriation account the amount certified as necessary to meet the deficiency, emergency, or disaster. Transfers made under this provision shall be made only when sufficient balances over appropriated amounts exist in the special fund. The Governor may, according to the terms of the deficiency, emergency, or disaster award, require the agency to repay all or part of the award. The repayment may be accomplished by purchase voucher, journal entry, or other procedures established by the Governor's Office with the concurrence of the Comptroller of Public Accounts.

3. **Transfer Authority for Deficiency and Emergency Grants and Disaster Funds.** In accordance with applicable statutes and to facilitate current accounting and reporting procedures, the Governor may transfer funds and/or budget authority via journal voucher or other similar means as may be prescribed by the Comptroller of Public Accounts from Strategy A.1.1, Agency Grant Assistance, and Strategy A.1.2, Disaster Funds, to recipient agencies.

4. **Unexpended Balances Within the Biennium.** Any unexpended balances as of August 31, 2008, in appropriations made to the Trusted Programs Within the Office of the Governor are hereby appropriated for the same purposes for the fiscal year beginning September 1, 2008.

5. **Federal Grants.** Funds received from the federal government for grants to the Trusted Programs Within the Office of the Governor that are directed to earn interest for the 2008-09 biennium will be deposited to General Revenue-Dedicated Account No. 224, Governor's Office Federal Projects, and are to be expended as directed by the grant. Any unexpended balances (estimated to be \$0) as of August 31, 2007, in the Governor's Office Federal Projects Account No. 0224 are included above for the same purpose for the biennium beginning September 1, 2007.

TRUSTEED PROGRAMS WITHIN THE OFFICE OF THE GOVERNOR (Continued)

6. **Unexpended Balances Between Biennia.** Included in amounts appropriated above, are any unexpended balances remaining in appropriations out of the following accounts and strategies as of August 31, 2007, to the Truited Programs Within the Office of the Governor for the same purposes for the biennium beginning September 1, 2007:
- a. any unexpended balances (estimated to be \$0) out of the General Revenue-Dedicated Criminal Justice Planning Account No. 421 to Strategy A.1.3, Criminal Justice;
 - b. any unexpended balances (estimated to be \$0) out of the General Revenue-Dedicated Crime Stoppers Assistance Account No. 5012 to Strategy A.1.3, Criminal Justice;
 - c. any unexpended balances (estimated to be \$400,000) out of the General Revenue Fund to Strategy A.1.3, Criminal Justice;
 - d. any unexpended balances out of the General Revenue Fund (estimated to be \$36,000) and Appropriated Receipts (estimated to be \$0) to Strategy A.1.4, Film and Music Marketing;
 - e. any unexpended balances (estimated to be \$51,000) out of the General Revenue Fund to Strategy A.1.5, Disability Issues;
 - f. any unexpended balances (estimated to be \$15,000) out of the General Revenue Fund to Strategy A.1.6, Women's Groups;
 - g. any unexpended balances (estimated to be \$160,000) out of the General Revenue Fund to Strategy A.1.7, County Essential Service Grants;
 - h. any unexpended balances out of General Revenue-related funds (estimated to be \$50,000), the Small Business Incubator Fund Account No. 588 (estimated to be \$0), and the Texas Product Development Fund Account No. 589 (estimated to be \$0) to Strategy A.1.9, Economic Development and Tourism;
 - i. any unexpended balances (estimated to be \$0) out of the General Revenue Fund to Strategy A.1.10, Military Preparedness;
 - j. any unexpended balances (estimated to be \$0) out of Federal Funds to Strategy A.1.11, Homeland Security; and
 - k. any unexpended balances (estimated to be \$84,000,000) out of the General Revenue-Dedicated Texas Enterprise Fund Account No. 5107 to Strategy A.1.8, Texas Enterprise Fund.
7. **Reporting Requirements: Criminal Justice Division.** To ensure that Criminal Justice Planning funds are spent in accordance with state and federal requirements, the Criminal Justice Division (CJD) shall require grant recipients to report data and documentation, not later than October 1 of each fiscal year, demonstrating compliance with contractual agreements for Criminal Justice Planning grants. At a minimum, reports submitted by grant recipients shall provide data to support all expenditures made with Criminal Justice Planning funds; provide an inventory of all equipment and capital items purchased with such funds; and provide all information necessary for scheduled and periodic reviews by the CJD.
- In addition, the CJD shall establish and consistently adhere to internal guidelines for reviewing and evaluating grant requests, as well as requests for payments and reimbursements submitted by grantees. Not later than December 15 of each year, the CJD shall submit to the Legislative Budget Board and the State Auditor's Office a report detailing its findings regarding compliance by grantees.
8. **Appropriation: Texas Small Business Industrial Development Corporation.** The Office of the Governor, Economic Development and Tourism, shall review the financial statements of the Texas Small Business Industrial Development Corporation to determine the net earnings of the Corporation, and shall make such determination no later than January 1, 2008, and January 1, 2009. The Office of the Governor, Economic Development and Tourism, shall ensure that the net earnings, of an amount not to exceed \$75,000, shall be transferred to the Economic Development Bank Account No. 5106 during each fiscal year of the 2008-09 biennium to be used to finance activities of Strategy A.1.9, Economic Development and

TRUSTEED PROGRAMS WITHIN THE OFFICE OF THE GOVERNOR (Continued)

Tourism. Seventy-five percent of any net earnings in excess of \$150,000 for the 2008-09 biennium shall be deposited into the General Revenue Fund and 25 percent of any net earnings over \$150,000 is appropriated to Strategy A.1.9, Economic Development and Tourism, for administration of small and minority business finance programs.

9. **Transfer: Promotion of Historical Sites.** From the amounts appropriated above, the Office of the Governor, Economic Development and Tourism, pursuant to Government Code § 481.172, shall transfer \$300,000 during the biennium beginning September 1, 2007, to the Texas Historical Commission to encourage travel to the state's historical attractions.
10. **Administration: Foreign Offices.**
 - a. In accordance with Government Code § 481.027, foreign offices may be operated in Mexico and in other foreign markets including Canada, Europe, the Pacific Rim, and Latin America coinciding with market opportunities for Texas business. Foreign office trade investment and tourism development efforts, as well as location of the offices, shall be based on analysis of the current world market opportunities. The Office of the Governor shall expend funds for the Mexico offices out of any funds available, but shall not expend any funds appropriated under this Act for any office or staff at any other foreign offices established by the Office of the Governor. The Office of the Governor may seek and use alternative funding sources other than funds appropriated under this Act for offices in locations other than Mexico City.
 - b. The Office of the Governor shall maintain a tracking system that documents the direct benefits that result from the operation of each foreign office. The Office of the Governor shall utilize the tracking system to file a quarterly report with the Legislative Budget Board regarding the activities of each office. The report shall contain, at a minimum, information detailing the number of contacts with foreign and domestic businesses, the name of each business, the nature of the contact, the results of each contact, and expenditures by each office. The report shall also contain the name of each Texas community assisted and information regarding the nature and results of the assistance. Each report shall be submitted within 60 days of the end of each quarter and must be accompanied by supporting documentation as specified by the Legislative Budget Board.
11. **Cash Flow Contingency.** Contingent upon the receipt of Hotel Occupancy Tax collections by the Comptroller of Public Accounts, the Office of the Governor, Economic Development and Tourism, may temporarily utilize additional Hotel Occupancy Tax allocations from the General Revenue Fund into the General Revenue Hotel Occupancy Tax for Economic Development Account No. 5003 in an amount not to exceed \$2 million per fiscal year. These funds shall be utilized only for the purpose of temporary cash flow needs when expenditures for tourism marketing exceed monthly Hotel Occupancy Tax revenue received. The transfer and reimbursement of funds shall be made under procedures established by the Comptroller of Public Accounts to ensure all borrowed funds are reimbursed by the Office of the Governor, Economic Development and Tourism, to the General Revenue Fund from Hotel Occupancy Tax revenues collected on or before August 31 of each fiscal year and deposited before September 30 of the following fiscal year.
12. **Limitation on Expenditures: General Revenue Hotel Occupancy Tax for Economic Development Account No. 5003.** Of the amounts appropriated above out of the General Revenue Hotel Occupancy Tax for Economic Development Account No. 5003, the Office of the Governor, Economic Development and Tourism, shall use not more than \$5,255,016 in fiscal year 2008 and \$5,276,541 in fiscal year 2009 for expenditures other than Advertising Services (Object Code 7281) and Other Professional Services (Object Code 7253).
13. **Unexpended Balances for the Texas Military Value Revolving Loan Program.** Included in amounts appropriated above are unexpended balances remaining in the Texas Military Value Revolving Loan Account No. 5114 as of August 31, 2007, for the same purposes for the 2008-09 biennium in accordance with the Texas Constitution, Article III, § 49-n, and Government Code, Chapter 436, Subchapter D.

Included in amounts appropriated above are proceeds of bonds or other obligations authorized by Texas Constitution, Article III, § 49-n, that have not either been issued or expended by August 31, 2007 (estimated to be \$200,000,000), for the same purposes for the 2008-09 biennium.

TRUSTEED PROGRAMS WITHIN THE OFFICE OF THE GOVERNOR
(Continued)

Further, there is appropriated elsewhere in this Act to the Texas Public Finance Authority an amount not to exceed \$21,833,063 for fiscal year 2008 and \$22,139,968 for fiscal year 2009 to pay debt service on general obligation bonds or other obligations issued pursuant to the Texas Constitution, Article III, § 49-n, and Government Code, Chapter 436, Subchapter D, provided that anticipated loan payments and interest earnings on loan payments deposited to the Texas Military Value Revolving Loan Account No. 5114 are sufficient to repay the General Revenue Fund by August 31, 2009.

- 14. Appropriation of License Plate Unexpended Balances and Receipts.** Included in the amounts appropriated above are all estimated unexpended balances collected prior to the effective date of this Act and all revenue collected on or after September 1, 2007, for the license plates contained herein.
- a. Texas Music License Plates - Included in Strategy A.1.4, Film and Music Marketing, an estimated \$7,000 in unexpended balances and \$5,000 each fiscal year out of the General Revenue-Dedicated Texas Music Foundation Plates Account No. 5113 in collected revenue to be spent in accordance with Transportation Code § 504.639;
 - b. Native Texan (Daughters of the Republic of Texas License Plates) - Included in Strategy A.1.9, Economic Development and Tourism, an estimated \$17,000 in unexpended balances and \$59,000 each fiscal year out of the General Revenue-Dedicated Daughters of the Republic of Texas Plates Account No. 5115 in collected revenue to be spent in accordance with Transportation Code § 504.637;
 - c. Space Shuttle Columbia License Plates - Included in Strategy A.1.9, Economic Development and Tourism, an estimated \$0 in unexpended balances and \$12,000 each fiscal year out of the General Revenue Fund in collected revenue to be spent in accordance with Transportation Code § 504.640;
 - d. Texas. It's Like a Whole Other Country License Plates - Included in Strategy A.1.9, Economic Development and Tourism, an estimated \$115,000 in unexpended balances and \$23,000 each fiscal year out of the General Revenue-Dedicated Tourism Plates Account No. 5053 in collected revenue to be spent in accordance with Transportation Code § 504.617; and
 - e. Texas Aerospace Commission License Plates - Included in Strategy A.1.9, Economic Development and Tourism, an estimated \$48,000 in unexpended balances and \$11,000 each fiscal year out of the General Revenue-Dedicated Economic Development and Tourism Account No. 5110 in collected revenue to be spent in accordance with Transportation Code § 504.610.

In addition to amounts identified herein and included above, all unexpended balances remaining as of August 31, 2007, and all revenue generated on or after September 1, 2007, are hereby appropriated for the same purposes.

Any unexpended balances as of August 31, 2008, out of the appropriations made herein are hereby appropriated to the Trusteed Programs Within the Office of the Governor for the fiscal year beginning September 1, 2008, for the same purposes.

- 15. Texas Economic Development Bank.** Included in amounts appropriated above in Strategy A.1.9, Economic Development and Tourism, the Trusteed Programs Within the Office of the Governor is hereby appropriated all revenue, fees, and investment earnings that the Texas Economic Development Bank is authorized to collect for the implementation and administration of the Texas Economic Development Bank to be spent in accordance with Government Code, Chapter 489.

Included in amounts appropriated above in Strategy A.1.9, Economic Development and Tourism, is \$3,960,000 in estimated unexpended balances, remaining as of August 31, 2007, out of the General Revenue-Dedicated Economic Development Bank Account No. 5106 to be spent in accordance with Government Code, Chapter 489.

TRUSTEED PROGRAMS WITHIN THE OFFICE OF THE GOVERNOR (Continued)

- 16. Texas Emerging Technology Fund.**⁶ Included in amounts appropriated above in Strategy A.1.12, Texas Emerging Technology Fund, is \$75,000,000 out of the General Revenue Fund in fiscal year 2008 to be transferred to the General Revenue-Dedicated Texas Emerging Technology Fund Account No. 5124, and is hereby appropriated out of the General Revenue-Dedicated Texas Emerging Technology Fund Account No. 5124 for the biennium beginning September 1, 2007 for the purposes of economic development initiatives in accordance with Government Code, Chapter 490.

Also included in amounts appropriated above are any unexpended balances remaining in appropriations as of August 31, 2007 out of the General Revenue-Dedicated Texas Emerging Technology Fund Account No. 5124 (estimated to be \$25,000,000) for the biennium beginning September 1, 2007 for the purposes of economic development initiatives in accordance with Government Code, Chapter 490.

- 17. Assistance to Regional Planning Commissions.** Included in amounts appropriated above in Strategy A.1.9, Economic Development and Tourism is \$2,500,000 per fiscal year to provide assistance to metropolitan and rural regional planning commissions exercising the planning functions authorized by Local Government Code §§ 391.001-391.014, and for administrative expenses (including salaries, professional fees and services, part-time and seasonal help, travel, consumable supplies and materials, current and recurring operating expenses, and capital outlay) relating to services to the regional planning agencies. Every recipient of funds appropriated for assistance to Regional Planning Commissions, shall annually publish a complete financial statement, including a listing of receipts and expenditures by accounts, together with an enumeration of each employee of the recipient, by job title, and the annual compensation of each, and such financial statement shall be made available to each member of the Legislature. The Trusteed Programs Within the Office of the Governor shall adopt procedures and requirements related to the operation and oversight of councils of governments, including restrictions on the expenditures of funds, annual reporting requirements, annual audit requirements, and performance and productivity evaluations of the councils.
- 18. Children's Justice Grants to States.** Included in amounts appropriated above are federal funds awarded to the State of Texas (Children's Justice Grants to States - CFDA 93.643) and administered by the Texas Center for the Judiciary for children's justice act projects of \$1,312,800 in fiscal year 2008 and \$1,375,000 in fiscal year 2009. As grant administrator designated by the Governor, the Texas Center for the Judiciary shall file a report with the Legislative Budget Board, and the Governor within 90 days following August 31 of each fiscal year showing disbursements, the purpose of each disbursement, and compliance with grant conditions.
- 19. Defense Economic Adjustment Assistance Grant Program.** Out of amounts appropriated above in Strategy A.1.10, Military Preparedness, the Trusteed Programs Within the Office of the Governor shall allocate \$5,000,000 for the 2008-09 biennium in General Revenue funds for the purpose of providing Defense Economic Adjustment Assistance Grants to defense dependent communities. The Texas Military Preparedness Commission shall administer the Defense Economic Adjustment Assistance Grant program.
- 20. Contingency Appropriation for House Bill 1634.** Contingent on passage of House Bill 1634, or similar legislation relating to incentives for the film, television, and multimedia production industries, by the Eightieth Legislature, Regular Session, an amount estimated to be \$11,000,000 in fiscal year 2008 and an amount estimated to be \$11,000,000 in fiscal year 2009 are included in amounts appropriated above to the Office of the Governor, Trusteed Programs for purposes of funding the film grant program authorized under Chapter 485, Government Code. Appropriations are contingent upon the following two factors:
- a. Sufficient revenue - Certification by the Comptroller of Public Accounts that sufficient revenue is generated from the moving image industry in Texas to offset the cost of the appropriation, including but not limited to tax revenues generated from wages paid to industry employees, new jobs created in the state, and other non-tax exempt taxes paid by the industry to the state's general revenue fund and other funds, as appropriate;

⁶ Incorporates Article IX, § 19.87, of this Act, due to the enactment of HB 1188, 80th Legislature, Regular Session, permitting no more than \$600,000 per fiscal year from the Emerging Technology Fund to be used for administrative purposes.

TRUSTEED PROGRAMS WITHIN THE OFFICE OF THE GOVERNOR (Continued)

- b. Prior approval in excess of estimate - Amounts for grants in excess of \$10,000,000 in each fiscal year must receive the joint prior approval of the Legislative Budget Board and the Governor's Office of Budget and Planning. For each \$5,000,000 increment in excess of the annual estimate, the Texas Film Commission and the Comptroller of Public Accounts shall submit a request and a financial plan to the Legislative Budget Board and the Governor's Office of Budget and Planning that outlines an amount of revenue and other fiscal activity that exceeds the cost of the additional grant amounts requested. Amounts in excess of the estimate may be processed in increments of \$5,000,000, or in other amounts deemed appropriate by the Legislative Budget Board and the Office of the Governor. The manner in which the request for approval is processed is subject to the discretion of Legislative Budget Board and the Governor's Office of Budget and Planning, including but not limited to budget execution or a request-to-exceed format.

Financial Review of Film Incentive Program - The Comptroller of Public Accounts shall, by December 1, 2007, organize an effort in conjunction with the Texas Workforce Commission, the Texas Film Commission and appropriate industry representatives as appointed by the Comptroller of Public Accounts, to review the fiscal effectiveness of the film incentive program and to develop a Texas-focused economic profile that identifies the amount of tax revenues, direct, induced, and ancillary, generated by the industry to the state's general revenue fund and other funds as appropriate and shall report their findings to the Legislative Budget Board and the Governor's Office of Budget and Planning by December 1, 2008.

The report shall also identify the anticipated growth of the different industry segments in the 2010-2011 biennium including but not limited to new major films, small independent films, episodic television series, documentaries, commercials, and digital interactive media attributable to the film incentive program and shall include projections for new job creation, new revenues generated into the state's general fund and other funds as appropriate, new personal income growth of industry employees, and any increase in general economic activity within the industry.

Administration, Archives and Training - It is the intent of the Legislature that an amount not to exceed \$1 million in fiscal year 2008 and \$1 million in fiscal year 2009 from funds appropriated above be expended on costs associated with administration of the film incentive program, moving image archives and film crew training as authorized by Section 485.027 and 485.028, Government Code.

- 21. Appropriation of Account Balances, Revenue and Interest Earnings.** Included in amounts appropriated above for the biennium beginning September 1, 2007 are any unappropriated and unobligated account balances remaining out of the following accounts as of August 31, 2007. Also included in amounts appropriated above are all estimated revenue and interest earnings accruing during the 2008-09 biennium, to the Truusted Programs Within the Office of the Governor:
- a. an estimated \$6,564,000 in account balances out of the General Revenue-Dedicated Criminal Justice Planning Account No. 421 in Strategy A.1.3, Criminal Justice;
 - b. an estimated \$988,000 in account balances out of the General Revenue-Dedicated Crime Stoppers Assistance Account No. 5012 in Strategy A.1.3, Criminal Justice;
 - c. an estimated \$19,606,000 in account balances out of the General Revenue-Dedicated Texas Enterprise Fund Account No. 5107 in Strategy A.1.8, Texas Enterprise Fund;
 - d. an estimated \$2,458,000 in account balances out of the Small Business Incubator Fund Account No. 588 in Strategy A.1.9, Economic Development and Tourism;
 - e. an estimated \$4,612,000 in account balances out of the Texas Product Development Fund Account No. 589 in Strategy A.1.9, Economic Development and Tourism;
 - f. an estimated \$15,909,000 in account balances out of the General Revenue-Dedicated Emerging Technology Fund Account No. 5124 in Strategy A.1.12, Texas Emerging Technology Fund; and
 - g. an estimated \$25,119,000 in account balances out of the General Revenue - Hotel Occupancy Tax for Economic Development Account No. 5003 in Strategy A.1.9, Economic Development and Tourism.

HISTORICAL COMMISSION

	For the Years Ending	
	August 31, 2008	August 31, 2009
Method of Financing:		
<u>General Revenue Fund</u>		
General Revenue Fund	\$ 10,523,292	\$ 7,321,160
Sporting Goods Sales Tax	6,750,720	6,999,120
Fees from Historic Sites	324,000	324,000
Subtotal, General Revenue Fund	<u>\$ 17,598,012</u>	<u>\$ 14,644,280</u>
GR Dedicated - Texas Preservation Trust Fund Account No. 664	525,000	525,000
Federal Funds	937,351	863,851
<u>Other Funds</u>		
Appropriated Receipts	363,757	363,757
Interagency Contracts	1,614,295	1,614,295
Bond Proceeds - General Obligation Bonds	96,698,000	UB
Bond Proceeds - Revenue Bonds	UB	UB
Subtotal, Other Funds	<u>\$ 98,676,052</u>	<u>\$ 1,978,052</u>
Total, Method of Financing	<u><u>\$ 117,736,415</u></u>	<u><u>\$ 18,011,183</u></u>

This bill pattern represents an estimated 91.3% of this agency's estimated total available funds for the biennium.

Number of Full-Time-Equivalents (FTE):¹	221.0	221.0
---	-------	-------

Schedule of Exempt Positions:²		
Executive Director, Group 4	\$125,000	\$125,000

Items of Appropriation:

A. Goal: HISTORICAL PRESERVATION

Preserve the State's Historic Landmarks and Artifacts.

A.1.1. Strategy: ARCHITECTURAL ASSISTANCE ³ Property Rehabilitation/Preservation Technical Assistance.	\$ 1,481,571	\$ 783,571
---	--------------	------------

A.1.2. Strategy: PRESERVATION TRUST FUND Provide Financial Assistance through the Preservation Trust Fund.	\$ 525,000	\$ 525,000
--	------------	------------

A.1.3. Strategy: ARCHEOLOGICAL HERITAGE PROTECTION Archeological Protection through Reviews, Outreach & Other Programs.	\$ 1,516,212	\$ 1,516,212
---	--------------	--------------

A.1.4. Strategy: EVALUATE/INTERPRET RESOURCES Programs & Services for Historic Resources Evaluation & Interpretation.	\$ 5,658,656	\$ 3,297,391
---	--------------	--------------

A.1.5. Strategy: COURTHOUSE PRESERVATION ⁴ Courthouse Preservation Assistance.	\$ 63,287,777	\$ 375,645
---	---------------	------------

¹ Incorporates Article IX, § 19.81, of this Act, due to the enactment of HB 12, 80th Legislature, Regular Session, relating to transferring historic sites from the Texas Parks and Wildlife Department to the Historical Commission, resulting in an increase in General Revenue Sporting Goods Sales Tax funds of \$6,750,720 and 100.0 FTEs in FY 2008 and \$6,999,120 and 100.0 FTEs in FY 2009.

² Incorporates the passage of HB 12, 80th Legislature, Regular Session, and Rider 22 in the agency’s bill pattern, relating to transferring historic sites from the Texas Parks and Wildlife Department to the Historical Commission.

³ Incorporates Article IX, § 19.76, of this Act, due to the enactment of HB 2621, 80th Legislature, Regular Session, relating to the transfer of facility management and maintenance responsibilities for Historical Commission buildings in the Capitol Complex from the Texas Facilities Commission to the Historical Commission, resulting in an increase in general obligation bond proceeds of \$698,000 in FY 2008.

⁴ Incorporates Article IX, § 19.70, of this Act, relating to the appropriation of \$31,000,000 in remaining Proposition 8 general obligation bonds proceeds and Article IX, § 19.71, of this Act, relating to the contingent appropriation of \$31,000,000 in general obligation bond proceeds, subject to the approval of a proposition by Texas voters as authorized by SJR 65, 80th Legislature, Regular Session.

HISTORICAL COMMISSION
(Continued)

A.1.6. Strategy: HISTORIC SITES ⁵ Operation and Maintenance of Historic Sites.	\$ 41,169,586	\$ 7,415,751
A.2.1. Strategy: DEVELOPMENT ASSISTANCE Technical Assistance for Heritage Development/Economic Revitalization.	<u>\$ 2,616,927</u>	<u>\$ 2,616,927</u>
Total, Goal A: HISTORICAL PRESERVATION	<u>\$ 116,255,729</u>	<u>\$ 16,530,497</u>
B. Goal: INDIRECT ADMINISTRATION		
B.1.1. Strategy: CENTRAL ADMINISTRATION	\$ 1,480,686	\$ 1,480,686
Grand Total, HISTORICAL COMMISSION	<u><u>\$ 117,736,415</u></u>	<u><u>\$ 18,011,183</u></u>
Object-of-Expense Informational Listing:		
Salaries and Wages	\$ 8,356,723	\$ 8,356,723
Other Personnel Costs	164,466	164,466
Professional Fees and Services	1,845,307	258,450
Fuels and Lubricants	68,810	68,810
Consumable Supplies	197,617	199,262
Utilities	354,065	354,065
Travel	557,240	557,240
Rent - Building	73,250	123,250
Rent - Machine and Other	178,336	178,336
Debt Service	1,026,719	1,000,042
Other Operating Expense	4,221,215	4,318,004
Grants	63,958,527	1,046,395
Capital Expenditures	<u>36,734,140</u>	<u>1,386,140</u>
Total, Object-of-Expense Informational Listing	<u><u>\$ 117,736,415</u></u>	<u><u>\$ 18,011,183</u></u>
Estimated Allocations for Employee Benefits and Debt Service Appropriations Made Elsewhere in this Act:		
<u>Employee Benefits</u>		
Retirement	\$ 547,309	\$ 555,519
Group Insurance	1,367,594	1,397,220
Social Security	666,753	676,754
Benefits Replacement	<u>34,808</u>	<u>33,068</u>
Subtotal, Employee Benefits	<u>\$ 2,616,464</u>	<u>\$ 2,662,561</u>
<u>Debt Service</u>		
TPFA GO Bond Debt Service	\$ 7,769,339	\$ 13,440,450
Lease Payments	<u>2,024</u>	<u>2,270</u>
Subtotal, Debt Service	<u>\$ 7,771,363</u>	<u>\$ 13,442,720</u>
Total, Estimated Allocations for Employee Benefits and Debt Service Appropriations Made Elsewhere in this Act	<u><u>\$ 10,387,827</u></u>	<u><u>\$ 16,105,281</u></u>

1. Performance Measure Targets. The following is a listing of the key performance target levels for the Historical Commission. It is the intent of the Legislature that appropriations made by this Act be utilized in the most efficient and effective manner possible to achieve the intended mission of the Historical Commission. In order to achieve the objectives and service standards established by this Act, the Historical Commission shall make every effort to attain the following designated key performance target levels associated with each item of appropriation.

	<u>2008</u>	<u>2009</u>
A. Goal: HISTORICAL PRESERVATION		
Outcome (Results/Impact):		
Number of Properties Designated Annually	2,223	2,267

⁵ Incorporates the passage of HB 12, 80th Legislature, Regular Session, relating to transferring historic sites from the Texas Parks and Wildlife Department to the Historical Commission, resulting in an increase in General Revenue Funds of \$94,866 in FY 2008 and \$92,631 in FY 2009; General Revenue Sporting Good Sales Tax funds of \$6,750,720 in FY 2008 and \$6,999,120 in FY 2009; Fees from Historic Sites of an estimated \$324,000 each fiscal year of the biennium; and 100.0 FTEs each fiscal year of the biennium. Also incorporates Article IX, § 19.70, of this Act, relating to the appropriation of \$17,000,000 in remaining Proposition 8 general obligation bond proceeds and Article IX, § 19.71, of this Act, relating to the contingent appropriation of \$17,000,000 in general obligation bond proceeds, subject to the approval of a proposition by Texas voters as authorized by SJR 65, 80th Legislature, Regular Session.

HISTORICAL COMMISSION
(Continued)

Number of Individuals Provided Training and Assistance in Historic and Archeological Preservation	42,000	43,600
A.1.1. Strategy: ARCHITECTURAL ASSISTANCE Output (Volume):		
Number of Historic Properties Provided Technical Assistance, Monitoring, and Mandated State and/or Federal Architectural Reviews in Order to Encourage Preservation	1,800	1,800
A.1.2. Strategy: PRESERVATION TRUST FUND Output (Volume):		
Number of Preservation Trust Fund Grants Awarded	35	35
A.1.3. Strategy: ARCHEOLOGICAL HERITAGE PROTECTION Output (Volume):		
Number of Construction Projects Reviewed for Archeological Impact	5,000	5,000
Number of Outreach and Technical Materials Distributed Through Print or Electronic Media	190,000	190,000
A.1.4. Strategy: EVALUATE/INTERPRET RESOURCES Output (Volume):		
Number of Sites, Properties, and Other Historical Resources Evaluated	6,500	6,500
A.2.1. Strategy: DEVELOPMENT ASSISTANCE Output (Volume):		
Number of Properties and Sites Assisted	2,500	2,500
2. Capital Budget. None of the funds appropriated above may be expended for capital budget items except as listed below. The amounts shown below shall be expended only for the purposes shown and are not available for expenditure for other purposes. Amounts appropriated above and identified in this provision as appropriations either for "Lease Payments to the Master Lease Purchase Program" or for items with an "(MLPP)" notation shall be expended only for the purpose of making lease-purchase payments to the Texas Public Finance Authority pursuant to the provisions of Government Code § 1232.103.		
	<u>2008</u>	<u>2009</u>
a. Construction of Buildings and Facilities		
(1) National Museum of the Pacific War	\$ 750,000	\$ UB
b. Acquisition of Information Resource Technologies		
(1) Personal Computers, Laptops, Printers, and Servers	60,000	60,000
c. Transportation Items		
(1) Purchase of Replacement Automobiles	35,000	35,000
d. Other Lease Payments to the Master Lease Purchase Program (MLPP)		
(1) MLPP Acquisition (2006-07) ⁶	8,089	8,055
e. Repair or Rehabilitation of Buildings and Facilities ⁷		
(1) Renovation and Repair of Historic Sites (Proposition 8)	17,000,000	UB
(2) Capitol Complex Buildings (Proposition 8)	698,000	UB
(3) Renovation and Repair of Historic Sites (SJR 65/SB 2033)	17,000,000	UB
(4) Repair and Renovation of Courthouses (Proposition 8)	31,000,000	UB
(5) Repair and Renovation of Courthouses (SJR 65/SB 2033)	<u>31,000,000</u>	<u>UB</u>
Total, Capital Budget	<u>\$ 97,551,089</u>	<u>\$ 103,055</u>

⁶ Modified to correct error.

⁷ Incorporates Article IX, § 19.70, of this Act, relating to appropriation of the remaining Proposition 8 general obligation bond proceeds and Article IX, § 19.71, of this Act, relating to the contingent appropriation of general obligation proceeds, subject to the approval of a proposition by Texas voters as authorized by SJR 65, 80th Legislature, Regular Session. Also incorporates Article IX, § 19.76, of this Act, due to the enactment of HB 2621, 80th Legislature, Regular Session, relating to the transfer of facility management and maintenance responsibilities for Historical Commission buildings in the Capitol Complex from the Texas Facilities Commission to the Historical Commission.

HISTORICAL COMMISSION
(Continued)

Method of Financing (Capital Budget):

General Revenue Fund	\$	853,089	\$	103,055
<u>Other Funds</u>				
Bond Proceeds - General Obligation Bonds ⁸		<u>96,698,000</u>		<u>UB</u>
Total, Method of Financing	\$	<u>97,551,089</u>	\$	<u>103,055</u>

3. **Cost Recovery of Historical Markers.** It is the intent of the Legislature that the Historical Commission recover the full costs of historical markers, estimated to be \$210,000 in Appropriated Receipts for each fiscal year of the biennium and included above in Strategy A.1.4, Evaluate/Interpret Resources.
4. **Promotional Materials.** The Texas Historical Commission is hereby authorized to purchase promotional educational materials for resale or donation purposes during the biennium beginning September 1, 2007. All receipts received from the sale of these materials are hereby appropriated to the Commission for the administration and operation of agency programs. Any unexpended balances on hand as of August 31, 2008, from the sale of these materials are appropriated for the fiscal year beginning September 1, 2008.
5. **Registration of Historic Cemeteries.** The Texas Historical Commission is hereby authorized to collect funds for the registration of historic cemeteries. All fees collected pursuant to registration of historic cemeteries (estimated at \$1,900 in Appropriated Receipts in each fiscal year and included above in Strategy A.1.4, Evaluate/Interpret Resources) are appropriated to the Texas Historical Commission for the purpose of administering the Historic Cemetery Program for the biennium beginning September 1, 2007. In addition to amounts identified herein and included above, all receipts collected on or after September 1, 2007, are hereby appropriated for the same purpose.
6. **Preservation Trust Fund.** Included in the amounts appropriated above in Strategy A.1.2, Preservation Trust Fund, from the General Revenue-Dedicated Preservation Trust Fund account are amounts estimated to be \$525,000 in fiscal year 2008 and \$525,000 in fiscal year 2009 in interest earnings. In addition, any gifts and donations deposited in the General Revenue-Dedicated Preservation Trust Fund account on or after September 1, 2007, are hereby appropriated to Strategy A.1.2, Preservation Trust Fund.
- Any unexpended balances as of August 31, 2008, out of the appropriations made herein are hereby appropriated to the Historical Commission for the fiscal year beginning September 1, 2008.
7. **Tourism: Promotion of Historical Sites.** Out of amounts included above in Strategy A.2.1, Development Assistance, the Texas Historical Commission, pursuant to Government Code, Chapter 481.172 and Chapter 442.005(s), shall expend \$300,000 during the biennium beginning September 1, 2007, transferred from the Office of the Governor, Economic Development and Tourism, and \$1 million during the biennium beginning September 1, 2007, transferred from the Texas Department of Transportation through interagency contract, to showcase historical sites in order to promote tourism and to encourage travel to the state's historical attractions.
8. **Cultural Diversity Scholarships.** Gifts and donations received by the Historical Commission, not to exceed \$5,000 in each fiscal year of the biennium, may be expended for scholarships of up to \$500 per recipient for travel expenses, including meals and lodging, in order to encourage diversity among participants at agency sponsored conferences, seminars, and workshops.

⁸ Incorporates Article IX, § 19.70, of this Act, relating to appropriation of the remaining Proposition 8 general obligation bond proceeds and Article IX, § 19.71, of this Act, relating to the contingent appropriation of general obligation proceeds, subject to the approval of a proposition by Texas voters as authorized by SJR 65, 80th Legislature, Regular Session. Also incorporates Article IX, § 19.76, of this Act, due to the enactment of HB 2621, 80th Legislature, Regular Session, relating to the transfer of facility management and maintenance responsibilities for Historical Commission buildings in the Capitol Complex from the Texas Facilities Commission to the Historical Commission.

HISTORICAL COMMISSION

(Continued)

9. **Military Sites Program.** Included in amounts appropriated above in Strategy A.1.4, Evaluate/Interpret Resources, is \$22,500 in General Revenue funds in each fiscal year of the biennium for the purpose of continuing and further developing a military sites program and restoring Texas military monuments in and outside the state. Appropriation of these amounts is contingent upon receipt by the Historical Commission, or by the Friends of the Texas Historical Commission, of private contributions, gifts, and donations, included above in Strategy A.1.4, Evaluate/Interpret Resources, for the same purpose, in the amount of \$45,000 over the biennium. In the event that private contributions, gifts, and donations received total less than \$45,000 over the biennium, the appropriation is reduced to an amount which equals the total contributions, gifts, and donations received. Any unexpended balances of these funds remaining as of August 31, 2008, are hereby appropriated to the Historical Commission for the fiscal year beginning September 1, 2008, for the same purpose.
10. **La Salle Artifacts.**
- a. Included in amounts appropriated above in Strategy A.1.3, Archeological Heritage Protection, is \$250,000 in General Revenue funds for the biennium for the conservation, analysis, interpretation, and display of artifacts from the Belle Shipwreck, Fort St. Louis archeological site, and other La Salle sites. Of this amount, \$125,000 is contingent upon receipt of additional matching funds by the Historical Commission in private contributions, gifts, and donations, for the same purpose. In the event that private contributions, gifts, and donations received by the Historical Commission total less than \$125,000 over the biennium, the matching General Revenue appropriation is reduced to an amount which equals the total private contributions, gifts, and donations received.
 - b. Any unexpended balances of these funds remaining as of August 31, 2008, are hereby appropriated to the Historical Commission for the fiscal year beginning September 1, 2008, for the same purpose.
 - c. In the event any additional Federal Funds are available for the purposes of this rider, the Commission is hereby appropriated the amounts necessary of the \$125,000 contingency appropriation identified in Subsection (a) to obtain the additional Federal Funds. Any reference to additional Federal Funds in this subsection means Federal Funds received by the Commission that are not anticipated at the time of passage of this Act and are not appropriated above.
 - d. In the event that the agency receives funding not identified in this rider to be used for the same purpose, the Commission may expend these funds for that purpose only with the approval of the Governor and the Legislative Budget Board.
11. **Appropriation of Receipts.** All fees that the Texas Historical Commission is authorized by statute to collect are hereby appropriated for the specific purpose named in the statute for the biennium beginning September 1, 2007.
12. **Acquisition of Historical Artifacts.** The Historical Commission shall develop a plan and process for the purchase and acquisition of documents, records, and/or other historical artifacts relating to Texas history prior to the purchase or acquisition of any such items, and shall coordinate with the State Preservation Board and the Texas State Library and Archives Commission. In addition, the commission shall coordinate the purchase or acquisition of the historical artifacts with institutions involved in historic preservation programs reflective of racial, ethnic, and cultural diversity throughout the state. The Historical Commission must also report on the status of acquisitions to the Governor and the Legislative Budget Board within 30 days of such acquisition.
13. **Advertisements in Agency Publications.** The Texas Historical Commission is hereby authorized to accept advertisements at prescribed rates in selected agency newsletters and publications (both print and electronic) to offset production costs. All amounts collected by the Historical Commission pursuant to acceptance of advertisements are hereby appropriated to the Historical Commission for the purpose of offsetting costs associated with production of agency newsletters and publications.
14. **Unexpended Balances: Courthouse Preservation Program.** Included in the amounts appropriated above in Strategy A.1.5, Courthouse Preservation, are any unobligated and unexpended balances remaining as of August 31, 2007, from the appropriation made to Strategy A.1.5, Courthouse Preservation, (estimated to be \$912,132 in General Revenue

HISTORICAL COMMISSION

(Continued)

funds) for the biennium beginning September 1, 2007, for the same purpose. In addition to amounts identified herein and included above, all unexpended balances remaining as of August 31, 2007, are hereby appropriated for the same purpose. Any unexpended balances of these funds remaining as of August 31, 2008, are hereby appropriated to the Historical Commission for the fiscal year beginning September 1, 2008, for the same purpose.

15. **Historical Preservation Program.** Out of funds appropriated above, the Historical Commission shall develop a program to assist schools and community colleges with historical preservation. It is the intent of the Legislature that the commission evaluate and award grants based on merit. Grants awarded by the Historical Commission for the proposing school or community college are contingent upon receipt of a matching amount of funds by the school or community college.
16. **Texas Emancipation Juneteenth Cultural and Historical Commission.** Included in amounts appropriated above in Strategy A.1.4, Evaluate/Interpret Resources is \$500,000 in General Revenue in fiscal year 2008 for the Juneteenth Memorial Monument for the 2008-09 biennium. Any unexpended balances as of August 31, 2008, out of the appropriations made herein are hereby appropriated to the Historical Commission for the fiscal year beginning September 1, 2008 for the same purpose. Appropriations made herein for the Juneteenth Memorial Monument are contingent upon receipt by the Legislative Budget Board of certification by the Texas Emancipation Juneteenth Cultural and Historical Commission that such appropriations are sufficient for the completion and perpetual care of the Juneteenth Memorial Monument.
17. **Tejano Monument.** Included in amounts appropriated above in Strategy A.1.4, Evaluate/Interpret Resources is \$1,086,857 in General Revenue in fiscal year 2008 for the Tejano Monument for the 2008-09 biennium. Any unexpended balances as of August 31, 2008, out of the appropriations made herein are hereby appropriated to the Historical Commission for the fiscal year beginning September 1, 2008 for the same purpose. Appropriations made herein for the Tejano Monument are contingent upon receipt by the Legislative Budget Board of certification by the Historical Commission that such appropriations are sufficient for the completion and perpetual care of the Tejano Monument.
18. **El Camino Heritage Trail.** From funds appropriated above, the Texas Historical Commission shall include the El Camino Real de los Tejas in travel brochures, Internet website, and other materials, as are provided by the agency for the Texas Heritage Trails Program.
19. **Unexpended Balances and Debt Service: National Museum of the Pacific War.** Any unexpended balances in Revenue Bond proceeds for the National Museum of the Pacific War remaining as of August 31, 2007, from the appropriation made to Strategy A.1.4, Evaluate/Interpret Resources, by the Seventy-ninth Legislature, Regular Session, (estimated to be \$0) are hereby appropriated to the Historical Commission for the biennium beginning September 1, 2007, for the same purpose. Any unexpended balances of these funds remaining as of August 31, 2008, are hereby appropriated to the Historical Commission for the fiscal year beginning September 1, 2008, for the same purpose.

Included in the amounts appropriated above out of the General Revenue Fund for Strategy A.1.4, Evaluate/Interpret Resources, the amounts of \$923,764 for fiscal year 2008 and \$899,356 for fiscal year 2009 are to be used for lease payments to the Texas Public Finance Authority for debt service payments on the revenue bonds or other revenue obligations issued for the National Museum of the Pacific War.
20. **Sunset Contingency.**⁹ Funds appropriated above for fiscal year 2009 for the Historical Commission are made contingent on the continuation of the Historical Commission by the Eightieth Legislature. In the event that the agency is not continued, the funds appropriated for fiscal year 2008 or as much thereof as may be necessary are to be used to provide for the phase out of agency operations.
21. **African Americans in Texas: Historical & Cultural Legacies.** Out of the funds appropriated above, the Commission shall print sufficient copies for public distribution of the booklet entitled African Americans in Texas: Historical & Cultural Legacies.

⁹ HB 12, 80th Legislature, Regular Session, passed and continues the agency for 12 years.

HISTORICAL COMMISSION
(Continued)

22. **Contingency for House Bill 12.** Contingent on the passage of House Bill 12, or similar legislation by the Eightieth Legislature, Regular Session, 2007 transferring the operation of certain historic sites and parks from the Texas Parks and Wildlife Department to the Texas Historical Commission, the rate of compensation of the exempt position for the Executive Director of the Historical Commission shall be \$125,000 per fiscal year and within Group 4 of Article IX, Section 3.05 (b)(2) of this Act.
23. **Appropriation Authority for Proposition 8 and Senate Joint Resolution 65 / Senate Bill 2033 General Obligation Bond Proceeds.**¹⁰ Included in the amounts appropriated above in Strategy A.1.1, Architectural Assistance in fiscal year 2008 is \$698,000; in Strategy A.1.5, Courthouse Preservation in fiscal year 2008 is \$31,000,000; and in Strategy A.1.6, Historic Sites in fiscal year 2008 is \$17,000,000 in general obligation bond proceeds for projects for the Texas Historical Commission as described in Article IX, Sec.19.76, Contingency Transfer of Appropriation for Facility Deferred Maintenance Activities and Sec.19.70, Appropriations of Remaining Proposition 8 General Obligation Bond Proceeds.

In addition, included in amounts appropriated above in Strategy A.1.5, Courthouse Preservation in fiscal year 2008 is \$31,000,000 and in Strategy A.1.6, Historic Sites in fiscal year 2008 is \$17,000,000 in general obligation bond proceeds for projects for the Texas Historical Commission as described in Article IX Sec.19.71, Contingency for Senate Joint Resolution 65 and Senate Bill 2033, Eightieth Legislature, 2007, Regular Session. Such appropriation is contingent upon approval of a proposition by Texas voters in November 2007 as authorized by Senate Joint Resolution 65.

All projects funded herein with general obligation bond proceeds are subject to approval by the Legislative Budget Board prior to issuance of the bond proceeds by the Texas Public Finance Authority. Any unexpended and unobligated balances in general obligation bond proceeds described herein and remaining as of August 31, 2008 are hereby appropriated for the fiscal year beginning September 1, 2008 for the same purposes.

¹⁰ Incorporates Article IX, § 19.70, of this Act, relating to appropriation of the remaining Proposition 8 general obligation bond proceeds and Article IX, § 19.71, of this Act, relating to the contingent appropriation of general obligation proceeds, subject to the approval of a proposition by Texas voters as authorized by SJR 65, 80th Legislature, Regular Session. Also incorporates Article IX, § 19.76, of this Act, due to the enactment of HB 2621, 80th Legislature, Regular Session, relating to the transfer of facility management and maintenance responsibilities for Historical Commission buildings in the Capitol Complex from the Texas Facilities Commission to the Historical Commission.

DEPARTMENT OF INFORMATION RESOURCES

	For the Years Ending	
	August 31, 2008	August 31, 2009
Method of Financing:		
General Revenue Fund	\$ 772,057	\$ 772,058
<u>Other Funds</u>		
Appropriated Receipts	19,082,259	19,024,150
Interagency Contracts	207,371,934	188,791,429
Subtotal, Other Funds	\$ 226,454,193	\$ 207,815,579
Total, Method of Financing	<u>\$ 227,226,250</u>	<u>\$ 208,587,637</u>
This bill pattern represents an estimated 100% of this agency's estimated total available funds for the biennium.		
Number of Full-Time-Equivalents (FTE): ¹	234.9	234.9

¹ Incorporates Article IX, § 18.02 (c), of this Act, relating to data center consolidation, which reduces the FTE cap by 2.6 each fiscal year of the biennium.

DEPARTMENT OF INFORMATION RESOURCES

(Continued)

Schedule of Exempt Positions:

Executive Director, Group 6	\$175,000	\$175,000
-----------------------------	-----------	-----------

Items of Appropriation:

A. Goal: PROMOTE EFFIC. IR POLICIES/SYSTEMS

Promote Statewide IR Policies & Innovative, Productive, & Eff Info Sys.

A.1.1. Strategy: STATEWIDE PLANNING Produce Statewide IR Strategic Plan/Conduct Collaborative Workshops.	\$ 666,936	\$ 664,472
--	------------	------------

A.1.2. Strategy: RULE AND GUIDELINE DEVELOPMENT Develop Rules & Guidelines to Establish Statewide Technology Standards.	\$ 921,287	\$ 923,603
---	------------	------------

A.1.3. Strategy: STATEWIDE SECURITY Plan Statewide Security for IR Assets.	<u>\$ 386,753</u>	<u>\$ 386,753</u>
--	-------------------	-------------------

Total, Goal A: PROMOTE EFFIC. IR POLICIES/SYSTEMS	<u>\$ 1,974,976</u>	<u>\$ 1,974,828</u>
--	---------------------	---------------------

B. Goal: MANAGE COST-EFF SVC DEL OF IT

Assist Agys & Govt Entities in Cost-Eff Acqu/Svc Del of IT Comm & Svcs.

B.1.1. Strategy: CONTRACT ADMIN OF IT COMM & SVCS Manage Procurement Infrastructure for IT Commodities and Services.	\$ 3,310,220	\$ 4,529,348
--	--------------	--------------

B.2.1. Strategy: DATA CENTER SERVICES	\$ 145,440,033	\$ 132,439,813
--	----------------	----------------

B.2.2. Strategy: TEXAS ONLINE	\$ 772,057	\$ 772,058
--------------------------------------	------------	------------

B.2.3. Strategy: SHARED SVCS AND/OR TECHNOLOGY CTRS Implement and Maintain Shared Services and/or Technology Centers.	<u>\$ 218,224</u>	<u>\$ 218,224</u>
---	-------------------	-------------------

Total, Goal B: MANAGE COST-EFF SVC DEL OF IT	<u>\$ 149,740,534</u>	<u>\$ 137,959,443</u>
---	-----------------------	-----------------------

C. Goal: TELECOMMUNICATIONS

C.1.1. Strategy: CAPITOL COMPLEX TELEPHONE Maintain and Increase the Capabilities of the CCTS.	\$ 5,570,792	\$ 5,031,765
--	--------------	--------------

C.2.1. Strategy: NETWORK SERVICES Maintain Legacy TEX-AN and Provide Enhanced TEX-AN Network Services.	\$ 62,722,596	\$ 56,413,599
--	---------------	---------------

C.2.2. Strategy: NETWORK & TELECOM SECURITY SERVICES Provide Network and Telecommunications Security Services.	<u>\$ 3,012,145</u>	<u>\$ 3,003,695</u>
--	---------------------	---------------------

Total, Goal C: TELECOMMUNICATIONS	<u>\$ 71,305,533</u>	<u>\$ 64,449,059</u>
--	----------------------	----------------------

D. Goal: INDIRECT ADMINISTRATION

D.1.1. Strategy: CENTRAL ADMINISTRATION	\$ 1,501,191	\$ 1,500,291
--	--------------	--------------

D.1.2. Strategy: INFORMATION RESOURCES	\$ 2,085,688	\$ 2,085,688
---	--------------	--------------

D.1.3. Strategy: OTHER SUPPORT SERVICES	<u>\$ 618,328</u>	<u>\$ 618,328</u>
--	-------------------	-------------------

Total, Goal D: INDIRECT ADMINISTRATION	<u>\$ 4,205,207</u>	<u>\$ 4,204,307</u>
---	---------------------	---------------------

Grand Total, DEPARTMENT OF INFORMATION RESOURCES

	<u><u>\$ 227,226,250</u></u>	<u><u>\$ 208,587,637</u></u>
--	------------------------------	------------------------------

Object-of-Expense Informational Listing:

Salaries and Wages	\$ 14,952,337	\$ 14,952,335
Other Personnel Costs	319,920	319,920
Professional Fees and Services	4,481,204	4,481,926
Fuels and Lubricants	6,000	6,000
Consumable Supplies	53,637	53,637
Utilities	1,485,520	1,581,661
Travel	272,176	268,026
Rent - Building	44,009	44,009
Rent - Machine and Other	501	501

DEPARTMENT OF INFORMATION RESOURCES
(Continued)

Other Operating Expense	204,159,016	185,427,692
Capital Expenditures	<u>1,451,930</u>	<u>1,451,930</u>
Total, Object-of-Expense Informational Listing	<u>\$ 227,226,250</u>	<u>\$ 208,587,637</u>

Estimated Allocations for Employee Benefits and Debt Service Appropriations Made Elsewhere in this Act:

<u>Employee Benefits</u>		
Retirement	\$ 759,856	\$ 771,354
Group Insurance	1,273,686	1,296,214
Social Security	925,764	939,769
Benefits Replacement	<u>84,505</u>	<u>80,279</u>
Subtotal, Employee Benefits	<u>\$ 3,043,811</u>	<u>\$ 3,087,616</u>
<u>Debt Service</u>		
Lease Payments	<u>\$ 1,064,927</u>	<u>\$ 1,055,319</u>
Total, Estimated Allocations for Employee Benefits and Debt Service Appropriations Made Elsewhere in this Act	<u>\$ 4,108,738</u>	<u>\$ 4,142,935</u>

- 1. Performance Measure Targets.** The following is a listing of the key performance target levels for the Department of Information Resources. It is the intent of the Legislature that appropriations made by this Act be utilized in the most efficient and effective manner possible to achieve the intended mission of the Department of Information Resources. In order to achieve the objectives and service standards established by this Act, the Department of Information Resources shall make every effort to attain the following designated key performance target levels associated with each item of appropriation.

	<u>2008</u>	<u>2009</u>
A. Goal: PROMOTE EFFIC. IR POLICIES/SYSTEMS		
A.1.1. Strategy: STATEWIDE PLANNING		
Output (Volume):		
Number of Project Briefs/Issue Papers Produced	7	7
A.1.2. Strategy: RULE AND GUIDELINE DEVELOPMENT		
Efficiencies:		
Average Cost Per Rule, Guideline, and Standard Produced	105	105
B. Goal: MANAGE COST-EFF SVC DEL OF IT		
Outcome (Results/Impact):		
Total Contract Cost Savings/Costs Avoided Per Dollar of Program Operating Cost	35	35
Percent of Monthly Minimum Service Level Targets Achieved for Data Center Services	92	92
B.1.1. Strategy: CONTRACT ADMIN OF IT COMM & SVCS		
Output (Volume):		
Total Contract Savings and Cost Avoidance Provided through DIR Contracts	76,000,000	76,000,000
C. Goal: TELECOMMUNICATIONS		
Outcome (Results/Impact):		
Percent of Customers Satisfied with CCTS	99%	99%
Percent of Customers Satisfied with TEX-AN	96%	96%
C.2.1. Strategy: NETWORK SERVICES		
Efficiencies:		
Average Price Per Intrastate Minute on TEX-AN	.05	.05
Average Price Per Toll-free Minute on TEX-AN	.05	.04

- 2. Capital Budget.** None of the funds appropriated above may be expended for capital budget items except as listed below. The amounts shown below shall be expended only for the purposes shown and are not available for expenditure for other purposes. Amounts appropriated above and identified in this provision as appropriations either for "Lease Payments to the Master Lease Purchase Program" or for items with an "(MLPP)" notation shall be expended only for the purpose of making lease-purchase payments to the Texas Public Finance Authority pursuant to the provisions of Government Code § 1232.103.

DEPARTMENT OF INFORMATION RESOURCES
(Continued)

	<u>2008</u>	<u>2009</u>
a. Acquisition of Information Resource Technologies		
(1) Daily Operations	\$ 50,000	\$ 50,000
(2) Telecommunications Hardware/Software - Statewide Infrastructure Repairs & Maintenance	1,401,930	1,401,930
(3) Data Center Consolidation ²	<u>\$ 563,073</u>	<u>\$ 532,631</u>
 Total, Acquisition of Information Resource Technologies	 <u>\$ 2,015,003</u>	 <u>\$ 1,984,561</u>
 Total, Capital Budget	 <u><u>\$ 2,015,003</u></u>	 <u><u>\$ 1,984,561</u></u>

Method of Financing (Capital Budget):

Appropriated Receipts	\$ 553,299	\$ 537,164
Interagency Contracts	<u>1,461,704</u>	<u>1,447,397</u>
 Total, Method of Financing	 <u><u>\$ 2,015,003</u></u>	 <u><u>\$ 1,984,561</u></u>

- 3. DIR Clearing Fund Account.** The Comptroller shall establish in the state treasury the Department of Information Resources Clearing Fund Account for the administration of cost recovery activities pursuant to authority granted under Chapters 771, 791, 2054, 2055, and 2177, Government Code. The account shall be used:

- a. As a depository for funds received as payments from state agencies and units of local government for services provided;
- b. As a source of funds for the department to purchase, lease, or acquire in any other manner services, supplies, software products, and equipment necessary for carrying out the department's duties relating to services provided to state agencies and units of local government for which the department receives payment from state agencies and local governmental units; and
- c. To pay salaries, wages, and other costs directly attributable to the services provided to state agencies and units of local government for which the department receives payment from those agencies and governmental units. However, the maximum amount for all administrative costs to be applied to state agency receipts and local government receipts shall not exceed 2.0 percent per receipt. The Department of Information Resources shall report the amount of all administrative costs allocated to each agency and unit of local government annually to the Legislative Budget Board.

The balance of the account at the end of the fiscal year shall not exceed more than 10 percent of the total revenue processed through the account in the prior fiscal year. Included in the amounts appropriated above are all balances as of August 31, 2007 (estimated to be \$1,726,948), and all revenues accruing during the 2008-09 biennium (estimated to be \$3,310,220 in 2008 and \$4,529,348 in 2009 in Strategy B.1.1, Contract Administration of IT Commodities and Services) to the Department of Information Resources Clearing Fund Account. In addition to amounts identified herein and included above, all unexpended balances remaining as of August 31, 2007, and all revenue generated on or after September 1, 2007, are hereby appropriated for the same purposes.

As part of its Comprehensive Annual Financial Report showing the use of appropriated funds, the Department of Information Resources shall include information showing the costs avoided and/or savings obtained through its cooperative activities and a list of the agencies or units of local government for which the clearing fund account was used.

- 4. Capital Purchases on Behalf of Other Government Entities.**³ Notwithstanding Article IX, Section 18.02 of this Act, any capital items related to information resources and telecommunications technologies purchased by the Department of Information Resources for use by other state agencies and governmental entities for which the department is reimbursed

² Incorporates Article IX, § 18.02 (e), of this Act, relating to data center consolidation, which requires data center services expenditures to be categorized as a capital budget item.

³ Modified to correct reference error.

DEPARTMENT OF INFORMATION RESOURCES

(Continued)

do not apply to the department for the purpose of the capital budget rider limitations specified in Article IX, Limitation on Expenditures - Capital Budget, of the General Provisions of this Act.

5. **Cash Flow Contingency.** Contingent upon receipt of reimbursements from state agencies, other governmental entities, and vendors for direct services provided and procurements of goods or services, the department may temporarily utilize additional general revenue funds in an amount not to exceed 10 percent of projected non-Go DIRECT Cooperative Contract annual sales or \$4.0 million, whichever is greater. These funds shall be utilized only for the purpose of temporary cash flow needs. The transfer and reimbursement of funds shall be made under procedures established by the Comptroller of Public Accounts to ensure all borrowed funds are reimbursed to the Treasury on or before August 31, 2009.
6. **TexasOnline Project.** Included in the amounts appropriated above in Strategy B.2.2, Texas Online, is an amount not to exceed \$1,544,115 out of General Revenue generated by the TexasOnline Project for the 2008-009 biennium for the continued operation, expansion, and administration of the TexasOnline Project. The Department of Information Resources shall provide the Legislative Budget Board monthly financial reports and expenditures on the TexasOnline project within 60 days of the close of each month.
7. **Telecommunications Capital Budget Purchases.** The Department of Information Resources is hereby authorized to expend funds appropriated elsewhere in this Act to acquire equipment that may be necessary to facilitate cost savings or technical advancements associated with the Capital Complex Telephone System (CCTS) or TEX-AN Statewide Telecommunications System. The Department of Information Resources shall coordinate any equipment acquisitions associated with the TEX-AN Statewide Telecommunications System with the Telecommunications Planning and Oversight Council. The Department of Information Resources shall notify the Legislative Budget Board and the Governor prior to such acquisition.
8. **Telecommunications Revolving Account.** Out of the funds appropriated above in Strategies C.1.1, Capitol Complex Telephone, and C.2.1, Network Services, are all unexpended and unobligated balances as of August 31, 2007, (estimated to be \$6,944,397 in Appropriated Receipts and Interagency Contracts) and all revenue estimated to be \$61,348,991 in 2008 and \$61,445,364 in 2009 in Appropriated Receipts and Interagency Contracts for the purpose of planning, development of requests for information and proposals, and contract negotiations, and any other purpose set out in Chapter 2170, Government Code.

Any unexpended balances remaining as of August 31, 2008 in the appropriation made herein are hereby appropriated for the fiscal year beginning September 1, 2008 for the same purposes.
9. **State Revenue Share for the TexasOnline Project.** It is the intent of the Legislature that the Department of Information Resources with the advice of the Legislative Budget Board and the State Auditor's Office negotiate a contract for the TexasOnline Project as authorized by Sec. 2054.252(d), Government Code. It is the intent of the Legislature that any new contract for the TexasOnline Project maintain the state's share of revenue to be no less than 20 percent of gross receipts from all applicable revenue sources. It is the intent of the Legislature that before the Department of Information Resources executes a new contract or approves the extension of the current contract for the TexasOnline Project, the Legislative Budget Board and the State Auditor's Office must report to the Chair of the House Appropriations Committee, Chair of the Senate Finance Committee, Speaker of the House, and Lieutenant Governor regarding the financial details of the contract.
10. **Reporting of Network Security Revolving Fund Account.** In accordance with Government Code 2059, out of funds appropriated above in Strategies A.1.3, Statewide Security, and C.2.2 Network and Telecommunication Security Services, is \$2,802,218 in 2008 and \$2,793,767 in 2009 in Appropriated Receipts and Interagency Contracts for the purpose of providing network security services and any other purpose set out in Chapter 2059, Government Code. In addition to amounts identified herein and included above, all unexpended balances remaining as of August 31, 2007, and all revenue generated on or after September 1, 2007, are hereby appropriated for the same purpose.

Any unexpended balances remaining as of August 31, 2008, in the appropriation made herein are hereby appropriated for the fiscal year beginning September 1, 2008.

DEPARTMENT OF INFORMATION RESOURCES
(Continued)

For the purposes of reporting expenditures to the Uniform Statewide Accounting System (USAS) and the Automated Budget Evaluation System of Texas (ABEST), the Department of Information Resources shall account for revenues and expenditures of all cost recovery activities related to the security of computer networks in accordance with Government Code, Chapter 2059.

11. **Statewide Technology Account.** In accordance with Government Code, Chapter 403.011, the Comptroller of Public Accounts shall establish within the state treasury an operational account, called the statewide technology center account for all transactions relating to the operation and management of statewide technology centers. The statewide technology center account may maintain a two month operating reserve and may also be utilized to perform operations authorized by Government Code, Chapter 2054, Subchapter L.

Included in amounts appropriated above are all revenues accruing during the 2008-09 biennium to the statewide technology center account, estimated to be \$142,315,962 in fiscal year 2008 and \$129,315,742 in fiscal year 2009 out of Interagency Contracts, and any amounts received in Appropriated Receipts (estimated to be \$0 each fiscal year) in Strategy B.2.1, Data Center Services, for purposes authorized by Government Code Chapter 2054, Subchapter L relating to the operation and management of Statewide Technology Centers. In addition, amounts remaining in the account as of August 31, 2008 are hereby appropriated for the same purpose for the fiscal year beginning September 1, 2008.

The Department of Information Resources shall report all administrative costs collected and the administrative cost percentage charged to each state agency and other users of statewide technology centers as defined in Government Code, Chapter 2054, Section 2054.380 to the Governor and Legislative Budget Board no later than April 1 for the first six month period of the fiscal year and by October 1 for the second six month period of the fiscal year. By the same deadlines, the Department of Information Resources shall submit the proposed administrative costs collected and the proposed administrative cost percentage for the next six month period. The Legislative Budget Board and Governor's Office shall consider the incremental change to administrative percentages submitted. Without the written approval of the Governor and the Legislative Budget Board, the Department of Information Resources may not expend funds appropriated to the Department if those appropriated funds are associated with the statewide technology center account.

LIBRARY & ARCHIVES COMMISSION

	For the Years Ending	
	August 31, 2008	August 31, 2009
Method of Financing:		
General Revenue Fund	\$ 17,286,217	\$ 17,381,253
GR Dedicated - Texas Reads Plate Account No. 5042	13,000	6,000
<u>Federal Funds</u>		
Federal Public Library Service Fund No. 118	10,755,426	11,080,426
Federal Funds	467,875	338,875
Subtotal, Federal Funds	\$ 11,223,301	\$ 11,419,301
<u>Other Funds</u>		
Appropriated Receipts	267,000	168,000
Interagency Contracts	3,814,490	3,731,408
Subtotal, Other Funds	\$ 4,081,490	\$ 3,899,408
Total, Method of Financing	\$ 32,604,008	\$ 32,705,962

This bill pattern represents an estimated 91.6% of this agency's estimated total available funds for the biennium.

LIBRARY & ARCHIVES COMMISSION
(Continued)

Number of Full-Time-Equivalents (FTE):¹	192.0	192.0
---	-------	-------

Schedule of Exempt Positions:		
Director-Librarian, Group 3	\$95,000	\$95,000

Items of Appropriation:

A. Goal: DELIVERY OF SERVICES

Improve the Availability of Library and Information Services.

A.1.1. Strategy: LIBRARY RESOURCE SHARING SERVICES	\$ 12,162,889	\$ 12,298,213
Share Library Resources Among Libraries Statewide.		
A.1.2. Strategy: AID TO LOCAL LIBRARIES	\$ 12,911,434	\$ 12,856,935
Aid in the Development of Local Libraries.		
A.2.1. Strategy: DISABLED SERVICES	<u>\$ 1,788,616</u>	<u>\$ 1,840,371</u>
Provide Direct Library Services by Mail to Texans with Disabilities.		
Total, Goal A: DELIVERY OF SERVICES	<u>\$ 26,862,939</u>	<u>\$ 26,995,519</u>

B. Goal: PUBLIC ACCESS TO GOV'T INFORMATION

Public Access to Government Information.

B.1.1. Strategy: PROVIDE ACCESS TO INFO & ARCHIVES	\$ 1,458,712	\$ 1,458,713
Provide Access to Information and Archives.		

C. Goal: MANAGE STATE/LOCAL RECORDS

Cost-effective State/Local Records Management.

C.1.1. Strategy: MANAGE STATE/LOCAL RECORDS	\$ 2,165,028	\$ 2,088,618
Records Management Services for State/Local Government Officials.		

D. Goal: INDIRECT ADMINISTRATION

D.1.1. Strategy: INDIRECT ADMINISTRATION²	\$ 2,117,329	\$ 2,163,112
---	--------------	--------------

Grand Total, LIBRARY & ARCHIVES COMMISSION	<u><u>\$ 32,604,008</u></u>	<u><u>\$ 32,705,962</u></u>
---	-----------------------------	-----------------------------

Object-of-Expense Informational Listing:

Salaries and Wages	\$ 6,903,183	\$ 6,903,183
Other Personnel Costs	226,780	233,940
Professional Fees and Services	248,203	267,677
Fuels and Lubricants	9,760	9,760
Consumable Supplies	160,859	169,375
Utilities	36,420	36,420
Travel	99,849	104,649
Rent - Building	10,139	10,239
Rent - Machine and Other	46,600	46,600
Other Operating Expense	9,958,297	7,633,858
Grants	14,629,369	17,090,362
Capital Expenditures	<u>274,549</u>	<u>199,899</u>

Total, Object-of-Expense Informational Listing	<u><u>\$ 32,604,008</u></u>	<u><u>\$ 32,705,962</u></u>
---	-----------------------------	-----------------------------

Estimated Allocations for Employee Benefits and Debt Service Appropriations Made Elsewhere in this Act:

Employee Benefits

Retirement	\$ 393,974	\$ 400,045
Group Insurance	1,179,124	1,207,847
Social Security	513,987	521,888
Benefits Replacement	<u>66,385</u>	<u>63,065</u>

Subtotal, Employee Benefits	<u><u>\$ 2,153,470</u></u>	<u><u>\$ 2,192,845</u></u>
-----------------------------	----------------------------	----------------------------

¹ Incorporates Article IX, 18.02 (c), of this Act, relating to data center consolidation, which reduces the FTE cap by 4.2 each fiscal year of the biennium.

² Incorporates the passage of HB 15, 80th Legislature, Regular Session, § 30 (a)(6) relating to data center services, which appropriated \$339,523 out of General Revenue Funds for the purpose of making payments for data center services, and § 30 (n)(6) which appropriated \$44,000 out of General Revenue Funds for the purpose of making payments for data center consolidation hardware upgrades and physical transfer of equipment.

LIBRARY & ARCHIVES COMMISSION
(Continued)

<u>Debt Service</u>		
Lease Payments	\$ 685,442	\$ 677,380
Total, Estimated Allocations for Employee Benefits and Debt Service Appropriations Made Elsewhere in this Act	\$ 2,838,912	\$ 2,870,225

1. **Performance Measure Targets.** The following is a listing of the key performance target levels for the Library & Archives Commission. It is the intent of the Legislature that appropriations made by this Act be utilized in the most efficient and effective manner possible to achieve the intended mission of the Library & Archives Commission. In order to achieve the objectives and service standards established by this Act, the Library & Archives Commission shall make every effort to attain the following designated key performance target levels associated with each item of appropriation.

	<u>2008</u>	<u>2009</u>
A. Goal: DELIVERY OF SERVICES		
Outcome (Results/Impact):		
Percent of Eligible Population Registered for Talking Book Program Services	7.35%	7.45%
A.1.1. Strategy: LIBRARY RESOURCE SHARING SERVICES		
Output (Volume):		
Number of Persons Provided Project-sponsored Services by Shared Resources	25,000,000	27,000,000
A.1.2. Strategy: AID TO LOCAL LIBRARIES		
Output (Volume):		
Number of Persons Provided Library Project-sponsored Services	4,957,000	5,044,000
A.2.1. Strategy: DISABLED SERVICES		
Output (Volume):		
Number of Persons Served	22,000	22,500
B. Goal: PUBLIC ACCESS TO GOV'T INFORMATION		
Outcome (Results/Impact):		
Percent of Customers Satisfied with State Library Reference and Information Services	95%	95%
B.1.1. Strategy: PROVIDE ACCESS TO INFO & ARCHIVES		
Output (Volume):		
Number of Assists with Information Resources	109,000	106,000
C. Goal: MANAGE STATE/LOCAL RECORDS		
C.1.1. Strategy: MANAGE STATE/LOCAL RECORDS		
Output (Volume):		
Number of Cubic Feet Stored/Maintained	377,800	378,600

2. **Capital Budget.** None of the funds appropriated above may be expended for capital budget items except as listed below. The amounts shown below shall be expended only for the purposes shown and are not available for expenditure for other purposes. Amounts appropriated above and identified in this provision as appropriations either for "Lease Payments to the Master Lease Purchase Program" or for items with an "(MLPP)" notation shall be expended only for the purpose of making lease-purchase payments to the Texas Public Finance Authority pursuant to the provisions of Government Code § 1232.103.

	<u>2008</u>	<u>2009</u>
a. Acquisition of Information Resource Technologies		
(1) Acquisition of New or Replacement Computer Resources for Desktop Workstations and Maintenance of the Agency Network	\$ 111,249	\$ 84,099
(2) Data Center Consolidation ³	\$ 496,523	\$ 485,568
Total, Acquisition of Information Resource Technologies	\$ 607,772	\$ 569,667

³ Incorporates Article IX, § 18.02 (e), of this Act, relating to data center consolidation, which requires data center services expenditures to be categorized as a capital budget item.

LIBRARY & ARCHIVES COMMISSION
(Continued)

b. Acquisition of Capital Equipment and Items		
(1) Library Collection Materials and Public Access Information Resources (including Content Databases)	5,290,004	5,440,001
(2) Acquisition of Microfilm or Imaging Equipment for the State and Local Records Management Division	<u>\$ 47,500</u>	<u>\$ 0</u>
 Total, Acquisition of Capital Equipment and Items	 <u>\$ 5,337,504</u>	 <u>\$ 5,440,001</u>
 Total, Capital Budget	 <u><u>\$ 5,945,276</u></u>	 <u><u>\$ 6,009,668</u></u>

Method of Financing (Capital Budget):

General Revenue Fund	\$ 4,584,726	\$ 4,573,768
Federal Public Library Service Fund No. 118	1,204,000	1,356,000
 <u>Other Funds</u>		
Appropriated Receipts	61,000	61,000
Interagency Contracts	<u>95,550</u>	<u>18,900</u>
 Subtotal, Other Funds	 <u>\$ 156,550</u>	 <u>\$ 79,900</u>
 Total, Method of Financing	 <u><u>\$ 5,945,276</u></u>	 <u><u>\$ 6,009,668</u></u>

3. Disbursement of Library Development Funds. The Texas State Library and Archives Commission is hereby authorized to disburse to public libraries, major resource systems, and regional library systems those General Revenue funds appropriated in Strategy A.1.2, Aid to Local Libraries, in a manner consistent with Government Code § 441.138 in order to satisfy the requirements of the federal maintenance of effort provisions in the Museum and Library Services Act of 1996, and federal regulations developed pursuant to that Act. The Commission is also authorized to promulgate rules necessary to administer these disbursements.

4. Unexpended Balances: Imaging and Storage Fees. Any unexpended balances on hand as of August 31, 2008, from fees collected by the Texas State Library and Archives Commission for the purpose of cost recovery of imaging state and local government records on film and/or electronic storage media, and from state agencies for the storage of state records, as authorized by Government Code § 441.182, are hereby appropriated to the Texas State Library and Archives Commission for the fiscal year beginning September 1, 2008.

5. Appropriation of Receipts and Unexpended Balances of TexShare Membership Fees and Reimbursements. The Library and Archives Commission is hereby authorized to collect fees from the members of the TexShare Library Resource Sharing consortium (estimated to be \$2,000 each fiscal year and included above in Strategy A.1.1, Library Resource Sharing Services) from revenue generated from the fiscal year beginning September 1, 2007, as authorized by Government Code § 441.224 for costs associated with the TexShare program.

Any unexpended balances as of August 31, 2007 (estimated to be \$0), in amounts collected from TexShare members for TexShare services or programs are hereby appropriated for the same purpose for the biennium beginning September 1, 2007. Any unexpended balances as of August 31, 2008, are hereby appropriated for the same purpose for the fiscal year beginning September 1, 2008.

6. Cash Flow Contingency. Contingent upon reimbursements from state agencies and other governmental and private entities for imaging and records storage services, the agency may temporarily utilize General Revenue funds, not to exceed \$200,000. These funds shall be utilized only for the purpose of temporary cash flow needs. The transfer and reimbursements of funds shall be made under procedures established by the Comptroller of Public Accounts to ensure all borrowed funds are reimbursed to the Treasury on or before August 31, 2009.

7. Texas Reads License Plates: Appropriation of All License Plate Unexpended Balances and Receipts. Included in the amounts appropriated above in Strategy A.1.2, Aid to Local Libraries, are all estimated balances collected prior to the effective date of this Act (estimated to be \$7,000 and included in fiscal year 2008) and revenue collected on or after September 1,

LIBRARY & ARCHIVES COMMISSION

(Continued)

2007 (estimated to be \$6,000 in fiscal year 2008 and \$6,000 in fiscal year 2009), from the sale of license plates as provided by Transportation Code § 504.616 and deposited to the credit of the General Revenue-Dedicated Texas Reads Plate Account No. 5042. In addition to amounts identified herein and included above, all unexpended balances remaining as of August 31, 2007, and all revenue collected on or after September 1, 2007, are hereby appropriated for the same purpose.

Any unexpended balances as of August 31, 2008, out of the appropriations made herein are hereby appropriated to the State Library and Archives Commission for the fiscal year beginning September 1, 2008.

8. **Report of Reports.** By January 1, 2009, the Texas State Library and Archives Commission, with the assistance of all agencies, shall prepare a complete and detailed written report indexing all statutorily required reports and providing detail about the preparing agency, title of report, legal authority, due date, recipient, and a brief description. The report shall provide indexes by (1) preparing agency, (2) title of report, and (3) report recipient, and the detail section shall be arranged by preparing agency. This report shall include an assessment from each receiving agency for each statutorily required report affirming or denying its continued usefulness to that agency. This report shall be provided to the Governor and the Legislative Budget Board and be made available to the public.
9. **Sunset Contingency.**⁴ Funds appropriated above for fiscal year 2009 for the Texas State Library and Archives Commission are made contingent on the continuation of the Texas State Library and Archives Commission by the Eightieth Legislature. In the event that the agency is not continued, the funds appropriated for fiscal year 2008 or as much thereof as may be necessary are to be used to provide for the phase out of agency operations.
10. **Loan Star Libraries Grants.** Out of amounts appropriated above in Strategy A.1.2, Aid to Local Libraries, the agency shall expend \$5,650,000 in fiscal year 2008 and \$5,650,000 in fiscal year 2009 from the General Revenue Fund for Loan Star Libraries grants.
11. **Unexpended Balances: Grants to Libraries.** Included in amounts appropriated above are any unexpended balances in appropriations to Strategy A.1.2, Aid to Local Libraries for the Loan Star Libraries grants (estimated to be \$20,000 in General Revenue) as of August 31, 2007 and are hereby appropriated for the same purpose for the biennium beginning September 1, 2007. Any unexpended balances as of August 31, 2008 in appropriations to Strategy A.1.2, Aid to Local Libraries for the Loan Star Libraries grants are hereby appropriated for the same purpose for the fiscal year beginning September 1, 2008.
12. **Renovation of the Lorenzo de Zavala State Archives and Library Building.**⁵ Amounts appropriated elsewhere in this Act to the Texas Facilities Commission are for the renovation and repair of the Lorenzo de Zavala State Archives and Library Building and do not include amounts for expansion of the existing Lorenzo de Zavala State Archives and Library Building.
13. **Coordination of Resources: Online Tutoring Program.** In accordance with Government Code, § 441.223 and Education Code, § 32.152, and other applicable law, the Library and Archives Commission and the Texas Education Agency shall coordinate applications for grants, federal funds, and other sources of revenue to establish a statewide online tutoring program.

⁴ SB 913, 80th Legislature, Regular Session passed and continues the agency for 12 years.

⁵ Rider modified to reflect name change of Texas Building and Procurement Commission to Texas Facilities Commission by HB 3560, 80th Legislature, Regular Session.

PENSION REVIEW BOARD

	For the Years Ending	
	August 31, 2008	August 31, 2009
Method of Financing:		
General Revenue Fund	\$ 684,373	\$ 658,561
State Pension Review Board Fund No. 662	22,316	22,316
Total, Method of Financing	<u>\$ 706,689</u>	<u>\$ 680,877</u>
This bill pattern represents an estimated 96.8% of this agency's estimated total available funds for the biennium.		
Number of Full-Time-Equivalents (FTE):	13.0	13.0
Schedule of Exempt Positions:		
Executive Director, Group 1	\$60,000	\$60,000
Items of Appropriation:		
A. Goal: SOUND RETIREMENT SYSTEMS		
Ensure Actuarially Sound Retirement Systems.		
A.1.1. Strategy: RETIREMENT SYSTEM REVIEWS	\$ 405,241	\$ 390,335
Conduct Reviews of Texas Public Retirement Systems.		
A.2.1. Strategy: TECHNICAL ASSISTANCE AND EDUCATION	\$ 301,448	\$ 290,542
Provide Technical Assistance; Issue Impact Statements; Educate.		
Total, Goal A: SOUND RETIREMENT SYSTEMS	<u>\$ 706,689</u>	<u>\$ 680,877</u>
Grand Total, PENSION REVIEW BOARD	<u>\$ 706,689</u>	<u>\$ 680,877</u>
Object-of-Expense Informational Listing:		
Salaries and Wages	\$ 604,592	\$ 604,592
Other Personnel Costs	9,120	9,120
Professional Fees and Services	6,000	10,000
Consumable Supplies	6,000	6,000
Utilities	1,865	1,865
Travel	12,500	12,500
Rent - Building	500	500
Rent - Machine and Other	5,000	5,000
Other Operating Expense	61,112	31,300
Total, Object-of-Expense Informational Listing	<u>\$ 706,689</u>	<u>\$ 680,877</u>
Estimated Allocations for Employee Benefits and Debt Service Appropriations Made Elsewhere in this Act:		
<u>Employee Benefits</u>		
Retirement	\$ 20,343	\$ 20,648
Group Insurance	83,471	85,644
Social Security	42,105	42,736
Benefits Replacement	2,669	2,536
Subtotal, Employee Benefits	<u>\$ 148,588</u>	<u>\$ 151,564</u>
<u>Debt Service</u>		
Lease Payments	<u>\$ 45,368</u>	<u>\$ 44,614</u>
Total, Estimated Allocations for Employee Benefits and Debt Service Appropriations Made Elsewhere in this Act	<u>\$ 193,956</u>	<u>\$ 196,178</u>

1. **Performance Measure Targets.** The following is a listing of the key performance target levels for the Pension Review Board. It is the intent of the Legislature that appropriations made by this Act be utilized in the most efficient and effective manner possible to achieve the intended mission of the Pension Review Board. In order to achieve the objectives and service standards established by this Act, the Pension Review Board shall make every effort to attain the following designated key performance target levels associated with each item of appropriation.

PENSION REVIEW BOARD
(Continued)

	2008	2009
A. Goal: SOUND RETIREMENT SYSTEMS		
Outcome (Results/Impact):		
Percent of Actuarially Funded Defined Benefit Texas Public Retirement Systems That Are Actuarially or Financially Sound	98%	98%
Percent of Plan Administrators Satisfied with PRB Educational Services	98%	98%
A.1.1. Strategy: RETIREMENT SYSTEM REVIEWS		
Output (Volume):		
Number of Reviews Completed	550	350
A.2.1. Strategy: TECHNICAL ASSISTANCE AND EDUCATION		
Output (Volume):		
Number of Technical Assistance Reports Provided by Staff	200	400

PRESERVATION BOARD

	For the Years Ending	
	August 31, 2008	August 31, 2009
Method of Financing:		
General Revenue Fund	\$ 14,291,694	\$ 10,957,171
<u>Other Funds</u>		
Appropriated Receipts	15,000	15,000
Interagency Contracts	6,745	6,745
Bond Proceeds - General Obligation Bonds	35,500	UB
Subtotal, Other Funds	\$ 57,245	\$ 21,745
Total, Method of Financing	<u>\$ 14,348,939</u>	<u>\$ 10,978,916</u>

This bill pattern represents an estimated 39.9% of this agency's estimated total available funds for the biennium.

Number of Full-Time-Equivalents (FTE):¹	97.7	97.5
Schedule of Exempt Positions:		
Executive Director, Group 4	\$115,000	\$115,000

Items of Appropriation:

A. Goal: MANAGE CAPITOL AND OTHER BUILDINGS			
Manage Capitol and Other Buildings/Grounds and Promote Texas History.			
A.1.1. Strategy: PRESERVE BUILDINGS AND CONTENTS	\$	389,775	\$ 377,155
Preserve State Capitol and Other Designated Buildings and Grounds.			
A.1.2. Strategy: BUILDING MAINTENANCE^{1, 2}	\$	6,239,500	\$ 2,907,180
Maintain State Capitol and Other Designated Buildings and Grounds.			
A.2.1. Strategy: MANAGE EDUCATIONAL PROGRAM	\$	561,453	\$ 562,253
Manage Educational Program for State Capitol and Visitors Center.			

¹ Incorporates the passage of HB 2621, 80th Legislature, Regular Session, which authorizes the transfer of the Governor’s Mansion duties and responsibilities from the Texas Facilities Commission, formerly the Texas Building and Procurement Commission, to the State Preservation Board including General Revenue in the amount of \$260,000 each fiscal year and an estimated 4 FTEs each fiscal year.

² Incorporates Article IX, § 19.70, of this Act, relating to appropriation of the remaining Proposition 8 general obligation bond proceeds, as amended by HB 2621, 80th Legislature, Regular Session, relating to the transfer of maintenance of the Governor’s Mansion, in the amount of \$35,000 in general obligation bond proceeds in FY 2008.

PRESERVATION BOARD
(Continued)

A.2.2. Strategy: MANAGE STATE HISTORY MUSEUM Manage and Operate the Bob Bullock Texas State History Museum.	\$ 6,303,818	\$ 6,276,245
A.3.1. Strategy: MANAGE ENTERPRISES Manage Events, Exhibits, Activities and Operate Profitable Gift Shops.	\$ 34,905	\$ 35,115
Total, Goal A: MANAGE CAPITOL AND OTHER BUILDINGS	\$ 13,529,451	\$ 10,157,948
B. Goal: INDIRECT ADMINISTRATION		
B.1.1. Strategy: INDIRECT ADMINISTRATION	\$ 819,488	\$ 820,968
Grand Total, PRESERVATION BOARD	<u>\$ 14,348,939</u>	<u>\$ 10,978,916</u>
Object-of-Expense Informational Listing:		
Salaries and Wages	\$ 3,101,663	\$ 3,088,423
Other Personnel Costs	88,020	96,360
Professional Fees and Services	25,100	25,100
Fuels and Lubricants	3,830	3,830
Consumable Supplies	49,510	49,520
Utilities	19,920	19,920
Travel	2,500	2,500
Rent - Building	900	900
Rent - Machine and Other	23,235	23,235
Debt Service	6,253,818	6,226,245
Other Operating Expense	1,444,943	1,442,883
Capital Expenditures	<u>3,335,500</u>	<u>0</u>
Total, Object-of-Expense Informational Listing	<u>\$ 14,348,939</u>	<u>\$ 10,978,916</u>
Estimated Allocations for Employee Benefits and Debt Service Appropriations Made Elsewhere in this Act:		
<u>Employee Benefits</u>		
Retirement	\$ 372,311	\$ 377,896
Group Insurance	756,551	767,831
Social Security	453,593	460,397
Benefits Replacement	<u>25,587</u>	<u>24,308</u>
Subtotal, Employee Benefits	<u>\$ 1,608,042</u>	<u>\$ 1,630,432</u>
<u>Debt Service</u>		
TPFA GO Bond Debt Service	\$ 1,780	\$ 3,469
Lease Payments	<u>943,560</u>	<u>1,031,291</u>
Subtotal, Debt Service	<u>\$ 945,340</u>	<u>\$ 1,034,760</u>
Total, Estimated Allocations for Employee Benefits and Debt Service Appropriations Made Elsewhere in this Act	<u>\$ 2,553,382</u>	<u>\$ 2,665,192</u>

1. Performance Measure Targets. The following is a listing of the key performance target levels for the Preservation Board. It is the intent of the Legislature that appropriations made by this Act be utilized in the most efficient and effective manner possible to achieve the intended mission of the Preservation Board. In order to achieve the objectives and service standards established by this Act, the Preservation Board shall make every effort to attain the following designated key performance target levels associated with each item of appropriation.

	<u>2008</u>	<u>2009</u>
A. Goal: MANAGE CAPITOL AND OTHER BUILDINGS		
Outcome (Results/Impact):		
Percent of Maintenance Tasks Completed Correctly	99%	99%
A.1.1. Strategy: PRESERVE BUILDINGS AND CONTENTS		
Output (Volume):		
Number of Repairs and Restorations of Historical Items Completed	265	500
A.1.2. Strategy: BUILDING MAINTENANCE		
Efficiencies:		
Cost Per Building Square Foot of Custodial Care	2	2.04
A.2.1. Strategy: MANAGE EDUCATIONAL PROGRAM		
Output (Volume):		
Number of School-age Tours Conducted at the Visitors Center	950	975

PRESERVATION BOARD
(Continued)

A.2.2. Strategy: MANAGE STATE HISTORY MUSEUM

Explanatory:

Number of Visitors to the Museum	500,000	510,000
----------------------------------	---------	---------

A.3.1. Strategy: MANAGE ENTERPRISES

Explanatory:

Income from Parking Meters	575,000	600,000
Number of Capitol Gift Shop Sales Transactions	82,500	94,500

2. **Capital Budget.** None of the funds appropriated above may be expended for capital budget items except as listed below. The amounts shown below shall be expended only for the purposes shown and are not available for expenditure for other purposes. Amounts appropriated above and identified in this provision as appropriations either for "Lease Payments to Master Lease Purchase Program" or for items with an "(MLPP)" notation shall be expended only for the purpose of making lease-purchase payments to the Texas Public Finance Authority pursuant to the provisions of Government Code § 1232.103.

	2008	2009
a. Construction of Buildings and Facilities		
(1) Capitol Security Project	\$ 3,300,000	\$ UB
b. Repair or Rehabilitation of Buildings and Facilities		
(1) Electrical Service and Structural Repair of the Carriage House at the Governor's Mansion (Proposition 8) ³	35,500	UB
Total, Capital Budget	\$ 3,335,500	\$ UB

Method of Financing (Capital Budget):

General Revenue Fund	\$ 3,300,000	\$ UB
Bond Proceeds - General Obligation Bonds ³	35,500	UB
Total, Method of Financing	\$ 3,335,500	\$ UB

3. **Appropriation: Debt Service for Construction of State History Museum.** Included in the amounts appropriated above out of the General Revenue Fund for Strategy A.2.2, Manage State History Museum, the amounts of \$6,253,818 for fiscal year 2008 and \$6,226,245 for fiscal year 2009 are to be used for lease payments to the Texas Public Finance Authority for debt service payments on the revenue bonds or other revenue obligations issued to construct the State History Museum, and the amounts of \$50,000 each fiscal year of the 2008-09 biennium are to be used for insurance payments as required by the Texas Public Finance Authority.
4. **Unexpended Balances: Between Fiscal Years.** Any unexpended balances as of August 31, 2008, from the appropriations made above are hereby appropriated to the State Preservation Board for the same purpose for the fiscal year beginning September 1, 2008.
5. **Appropriation Authority for Proposition 8 Obligation Bond Proceeds.** Included in the amounts appropriated above in Strategy A.1.2, Building Maintenance, in fiscal year 2008 is \$35,500 in general obligation bond proceeds for projects for the State Preservation Board pursuant to House Bill 2621, Eightieth Legislature, Regular Session, 2007, relating to the transfer of maintenance for the Governor's Mansion from the Texas Facilities Commission to the State Preservation Board.

All projects funded herein with general obligation bond proceeds are subject to approval by the Legislative Budget Board prior to issuance of the bond proceeds by the Texas Public Finance Authority. Any unexpended and unobligated balances in general obligation bond proceeds described herein and remaining as of August 31, 2008 are hereby appropriated for the fiscal year beginning September 1, 2008 for the same purpose(s).

³ Incorporates Article IX, § 19.70, of this Act, relating to the appropriation of the remaining Proposition 8 general obligation bond proceeds, as amended by HB 2621, 80th Legislature, Regular Session, relating to the transfer of maintenance of the Governor's Mansion, in the amount of \$35,000 in general obligation bond proceeds in FY 2008.

STATE OFFICE OF RISK MANAGEMENT

	For the Years Ending	
	August 31, 2008	August 31, 2009
Method of Financing:		
General Revenue Fund	\$ 3,580,198	\$ 3,580,198
Interagency Contracts	<u>4,764,440</u>	<u>4,764,440</u>
Total, Method of Financing	<u><u>\$ 8,344,638</u></u>	<u><u>\$ 8,344,638</u></u>
This bill pattern represents an estimated 100% of this agency's estimated total available funds for the biennium.		
Number of Full-Time-Equivalents (FTE):	122.0	122.0
Schedule of Exempt Positions:		
Executive Director, Group 3	\$95,000	\$95,000
Items of Appropriation:		
A. Goal: MANAGE RISK AND ADMINISTER CLAIMS		
Manage Workers' Compensation Costs.		
A.1.1. Strategy: RISK MANAGEMENT PROGRAM	\$ 2,003,228	\$ 2,003,228
Assist/Review/Monitor Agencies' Risk Management Programs.		
A.2.1. Strategy: PAY WORKERS' COMPENSATION	<u>\$ 6,341,410</u>	<u>\$ 6,341,410</u>
Review Claims, Determine Liability and Pay Eligible Claims.		
Total, Goal A: MANAGE RISK AND ADMINISTER CLAIMS	<u><u>\$ 8,344,638</u></u>	<u><u>\$ 8,344,638</u></u>
Grand Total, STATE OFFICE OF RISK MANAGEMENT	<u><u>\$ 8,344,638</u></u>	<u><u>\$ 8,344,638</u></u>
Object-of-Expense Informational Listing:		
Salaries and Wages	\$ 4,950,064	\$ 4,950,064
Other Personnel Costs	126,840	126,840
Professional Fees and Services	2,459,239	2,459,239
Consumable Supplies	53,944	53,944
Utilities	6,091	6,091
Travel	118,070	118,070
Rent - Building	6,036	6,036
Rent - Machine and Other	25,833	25,833
Other Operating Expense	598,521	598,521
Total, Object-of-Expense Informational Listing	<u><u>\$ 8,344,638</u></u>	<u><u>\$ 8,344,638</u></u>
Estimated Allocations for Employee Benefits and Debt Service Appropriations Made Elsewhere in this Act:		
<u>Employee Benefits</u>		
Retirement	\$ 304,631	\$ 309,201
Group Insurance	662,476	672,983
Social Security	376,579	382,228
Benefits Replacement	<u>22,498</u>	<u>21,373</u>
Subtotal, Employee Benefits	<u><u>\$ 1,366,184</u></u>	<u><u>\$ 1,385,785</u></u>
<u>Debt Service</u>		
Lease Payments	<u>\$ 253,670</u>	<u>\$ 249,457</u>
Total, Estimated Allocations for Employee Benefits and Debt Service Appropriations Made Elsewhere in this Act	<u><u>\$ 1,619,854</u></u>	<u><u>\$ 1,635,242</u></u>

1. **Performance Measure Targets.** The following is a listing of the key performance target levels for the State Office of Risk Management. It is the intent of the Legislature that appropriations made by this Act be utilized in the most efficient and effective manner possible to achieve the intended mission of the State Office of Risk Management. In order to achieve the objectives and service standards established by this Act, the State Office of Risk Management shall make every effort to attain the following designated key performance target levels associated with each item of appropriation.

STATE OFFICE OF RISK MANAGEMENT
(Continued)

	2008	2009
A. Goal: MANAGE RISK AND ADMINISTER CLAIMS		
Outcome (Results/Impact):		
Incident Rate of Injuries and Illnesses Per 100 Covered Full-time State Employees	4%	4%
Cost of Workers' Compensation Per Covered State Employee	303.07	303.07
Cost of Workers' Compensation Coverage per \$100 State Payroll	.95	.95
A.1.1. Strategy: RISK MANAGEMENT PROGRAM		
Output (Volume):		
Number of Written Risk Management Program Reviews Conducted	32	32
Number of On-site Consultations Conducted	250	250
A.2.1. Strategy: PAY WORKERS' COMPENSATION		
Output (Volume):		
Number of Medical Bills Processed	149,000	149,000
Number of Indemnity Bills Paid	45,000	45,000
Efficiencies:		
Average Cost to Administer Claim	554	554
2. Appropriation of Unexpended Balances. Any unexpended balances remaining as of August 31, 2008, out of appropriations made to Strategy A.2.1, Pay Workers' Compensation, are hereby appropriated to the State Office of Risk Management for the fiscal year beginning September 1, 2008, to be applied toward assessments charged to state agencies for the medical cost containment vendor and workers' compensation network contracts for fiscal year 2009.		
3. Sunset Contingency. ¹ Funds appropriated above for fiscal year 2009 for the State Office of Risk Management are made contingent on the continuation of the State Office of Risk Management by the Eightieth Legislature. In the event that the agency is not continued, the funds appropriated for fiscal year 2008 or as much thereof as may be necessary are to be used to provide for the phase out of agency operations.		

¹ SB 908, 80th Legislature, Regular Session, passed and continues the agency for 12 years.

WORKERS' COMPENSATION PAYMENTS

	For the Years Ending	
	August 31, 2008	August 31, 2009
Method of Financing:		
<u>Other Funds</u>		
Interagency Contracts	\$ 45,307,250	\$ 45,307,250
Subrogation Receipts	567,750	567,750
Subtotal, Other Funds	\$ 45,875,000	\$ 45,875,000
Total, Method of Financing	<u>\$ 45,875,000</u>	<u>\$ 45,875,000</u>
This bill pattern represents an estimated 100% of this agency's estimated total available funds for the biennium.		
Items of Appropriation:		
A. Goal: WORKERS' COMPENSATION PAYMENTS		
A.1.1. Strategy: WORKERS' COMPENSATION PAYMENTS	\$ 45,875,000	\$ 45,875,000
		& UB
Grand Total, WORKERS' COMPENSATION PAYMENTS	<u>\$ 45,875,000</u>	<u>\$ 45,875,000</u>
Object-of-Expense Informational Listing:		
Other Operating Expense	\$ 45,875,000	\$ 45,875,000
Total, Object-of-Expense Informational Listing	<u>\$ 45,875,000</u>	<u>\$ 45,875,000</u>

WORKERS' COMPENSATION PAYMENTS
(Continued)

1. **Appropriation - Subrogation Receipts.** All sums of money recovered by the State Office of Risk Management from third parties by way of subrogation are hereby appropriated to the State Office of Risk Management during the biennium of receipt to be used for the payment of workers' compensation benefits to state employees.
2. **Cost Containment.** The State Office of Risk Management shall submit a report detailing the effectiveness of various cost containment measures undertaken and proposing additional measures to reduce workers' compensation costs. This report shall be submitted to the legislative and executive budget offices, in the form those offices require, within 45 days after the close of each fiscal year.
3. **Reporting of Workers' Compensation Claims.** For the purpose of reporting expenditures to the Uniform Statewide Accounting System (USAS), the State Office of Risk Management (SORM) shall account for payments of workers' compensation claims based on the date on which the bill for services is presented for payment to SORM.

In addition, not later than November 1 of each year, the State Office of Risk Management shall submit a report to the Comptroller of Public Accounts, the Governor's Office, and the Legislative Budget Board which accounts for workers' compensation expenditures for the preceding appropriation year based on the date on which the injury occurred and the medical or related service was performed.

4. **Sunset Contingency.**¹ Funds appropriated above for Workers' Compensation Payments are made contingent on the continuation of the State Office of Risk Management by the Eightieth Legislature. In the event that the State Office of Risk Management is not continued, the funds appropriated above are hereby appropriated to the successor agency designated to pay workers' compensation payments.

¹ SB 908, 80th Legislature, Regular Session, passed and continues the agency for 12 years.

SECRETARY OF STATE

	For the Years Ending	
	August 31, 2008	August 31, 2009
Method of Financing:		
General Revenue Fund	\$ 25,012,188	\$ 10,751,794
GR Dedicated - Election Improvement Fund No. 5095	2,209,000	2,177,000
Federal Funds	67,826,709	1,414,291
Appropriated Receipts	<u>6,377,681</u>	<u>6,313,921</u>
Total, Method of Financing	<u>\$ 101,425,578</u>	<u>\$ 20,657,006</u>

This bill pattern represents an estimated 99.9% of this agency's estimated total available funds for the biennium.

Number of Full-Time-Equivalents (FTE): ¹	245.9	245.9
Schedule of Exempt Positions:		
Secretary of State, Group 4 ²	\$125,880	\$125,880

¹ Incorporates Article IX, § 18.02 (c), of this Act, relating to data center consolidation, which reduces the FTE cap by 2.6 each fiscal year of the biennium.

² Incorporates authority provided to the Governor to set compensation rates pursuant to Article IX, § 3.05 (b)(3), of this Act, reflecting an increase from \$117,516 each year.

SECRETARY OF STATE

(Continued)

Items of Appropriation:

A. Goal: INFORMATION MANAGEMENT

Provide and Process Information Efficiently; Enforce Laws/Rules.

A.1.1. Strategy: DOCUMENT FILING ^{3, 4} File/Reject Statutory Filings.	\$	10,504,690	\$	10,697,182
---	----	------------	----	------------

A.2.1. Strategy: DOCUMENT PUBLISHING ^{3, 4} Publish the Texas Register, Texas Administrative Code and Session Laws.	\$	1,065,890	\$	908,733 & UB
---	----	-----------	----	-----------------

Total, Goal A: INFORMATION MANAGEMENT	\$	11,570,580	\$	11,605,915
--	----	------------	----	------------

B. Goal: ADMINISTER ELECTION LAWS

Maintain Uniformity & Integrity of Elections; Oversee Election Process.

B.1.1. Strategy: ELECTIONS ADMINISTRATION ^{3, 4} Provide Statewide Elections Administration.	\$	3,603,776	\$	3,659,197
---	----	-----------	----	-----------

B.1.2. Strategy: ELECTION/VOTER REGISTRATION FUNDS Manage Primary Election Funds; Reimburse Voter Registration Postage.	\$	14,105,175	\$	569,316 & UB
--	----	------------	----	-----------------

B.1.3. Strategy: CONSTITUTIONAL AMENDMENTS Publish and Interpret Constitutional Amendments.	\$	959,200	\$	62,865 & UB
---	----	---------	----	----------------

B.1.4. Strategy: ELECTIONS IMPROVEMENT Administer the Federal Help America Vote Act (HAVA).	\$	70,035,709	\$	3,591,291
--	----	------------	----	-----------

Total, Goal B: ADMINISTER ELECTION LAWS	\$	88,703,860	\$	7,882,669
--	----	------------	----	-----------

C. Goal: INTERNATIONAL PROTOCOL

C.1.1. Strategy: PROTOCOL/BORDER AFFAIRS ^{3, 4} Provide Protocol Services and Representation on Border Issues.	\$	400,353	\$	406,714
--	----	---------	----	---------

C.1.2. Strategy: COLONIAS INITIATIVES ^{3, 4} Improve Physical Living Conditions in Colonias.	\$	750,785	\$	761,708
---	----	---------	----	---------

Total, Goal C: INTERNATIONAL PROTOCOL	\$	1,151,138	\$	1,168,422
--	----	-----------	----	-----------

Grand Total, SECRETARY OF STATE	\$	101,425,578	\$	20,657,006
--	----	-------------	----	------------

Object-of-Expense Informational Listing:

Salaries and Wages	\$	10,453,797	\$	10,698,616
Other Personnel Costs		371,876		377,453
Professional Fees and Services		1,502,091		1,422,939
Fuels and Lubricants		250		249
Consumable Supplies		181,243		184,778
Utilities		11,425		11,655
Travel		220,118		228,373
Rent - Building		37,281		37,945
Rent - Machine and Other		67,433		68,782
Other Operating Expense		74,627,606		6,659,615
Grants		12,935,857		0
Capital Expenditures		1,016,601		966,601

Total, Object-of-Expense Informational Listing	\$	101,425,578	\$	20,657,006
---	----	-------------	----	------------

Estimated Allocations for Employee Benefits and Debt Service Appropriations Made Elsewhere in this Act:

Employee Benefits

Retirement	\$	630,380	\$	639,936
Group Insurance		1,479,657		1,510,641

³ Incorporates the passage of HB 15, § 30 (n)(7), 80th Legislature, Regular Session, relating to data center services, which appropriated \$96,000 out of General Revenue Funds for the purpose of making payments for data center consolidation hardware upgrades and physical transfer of equipment.

⁴ Incorporates the passage of HB 15, § 30 (a)(7), 80th Legislature, Regular Session, relating to data center services, which appropriated \$773,164 out of General Revenue Funds for the purpose of making payments for data center services.

SECRETARY OF STATE
(Continued)

Social Security	827,314	839,842
Benefits Replacement	<u>109,310</u>	<u>103,844</u>
Subtotal, Employee Benefits	<u>\$ 3,046,661</u>	<u>\$ 3,094,263</u>
<u>Debt Service</u>		
Lease Payments	<u>\$ 814,865</u>	<u>\$ 805,236</u>
Total, Estimated Allocations for Employee Benefits and Debt Service Appropriations Made Elsewhere in this Act	<u>\$ 3,861,526</u>	<u>\$ 3,899,499</u>

- 1. Performance Measure Targets.** The following is a listing of the key performance target levels for the Secretary of State. It is the intent of the Legislature that appropriations made by this Act be utilized in the most efficient and effective manner possible to achieve the intended mission of the Secretary of State. In order to achieve the objectives and service standards established by this Act, the Secretary of State shall make every effort to attain the following designated key performance target levels associated with each item of appropriation.

	<u>2008</u>	<u>2009</u>
A. Goal: INFORMATION MANAGEMENT		
Outcome (Results/Impact):		
Percent of Business, Commercial, and Public Filings and Information Requests Completed in Three Days	97%	97%
A.1.1. Strategy: DOCUMENT FILING		
Output (Volume):		
Number of Business, Commercial, and Public Filings Transactions Processed	2,150,000	2,150,000
Number of Processed Requests for Information on Business, Commercial, and Public Filings	3,700,500	3,700,500
Efficiencies:		
Average Cost Per Business, Commercial, and Public Filings Transaction and Public Information Request	1.75	1.78
B. Goal: ADMINISTER ELECTION LAWS		
B.1.1. Strategy: ELECTIONS ADMINISTRATION		
Output (Volume):		
Number of Election Officials Assisted or Advised	75,533	47,208
Efficiencies:		
Average Cost per Election Authority Assisted or Advised	25.72	41.84
B.1.3. Strategy: CONSTITUTIONAL AMENDMENTS		
Output (Volume):		
Number of Constitutional Amendment Translations Mailed	1,800,300	0
C. Goal: INTERNATIONAL PROTOCOL		
C.1.2. Strategy: COLONIAS INITIATIVES		
Output (Volume):		
Count of Collaborative Meetings Coordinated	175	175

- 2. Capital Budget.** None of the funds appropriated above may be expended for capital budget items except as listed below. The amounts shown below shall be expended only for the purposes shown and are not available for expenditure for other purposes. Amounts appropriated above and identified in this provision as appropriations either for "Lease Payments to the Master Lease Purchase Program" or for items with an "(MLPP)" notation shall be expended only for the purpose of making lease-purchase payments to the Texas Public Finance Authority pursuant to the provisions of Government Code § 1232.103.

	<u>2008</u>	<u>2009</u>
a. Acquisition of Information Resource Technologies		
(1) Acquisition of Information Resource Technologies	\$ 390,000	\$ 390,000
(2) Rewrite of Existing Uniform Commercial Code Applications	500,000	0
(3) Upgrade Business Entity Web	0	450,000
(4) Web Portal for the Texas Register	126,600	126,600

SECRETARY OF STATE
(Continued)

(5) Data Center Consolidation ⁵	\$ 1,243,590	\$ 1,143,147
Total, Acquisition of Information Resource Technologies	\$ 2,260,190	\$ 2,109,747
Total, Capital Budget	\$ 2,260,190	\$ 2,109,747

Method of Financing (Capital Budget):

General Revenue Fund	\$ 1,370,190	\$ 1,269,747
Appropriated Receipts	890,000	840,000
Total, Method of Financing	\$ 2,260,190	\$ 2,109,747

3. **Contingency Appropriation for Constitutional Amendments.** The amounts appropriated above in Strategy B.1.3, Constitutional Amendments, are intended to cover the costs of fulfilling the requirements of Election Code, Chapter 274, Subchapter B, and Article 17 § 1 of the Texas Constitution for 11 proposed constitutional amendments or referendum items. In the event that the number of proposed constitutional amendments or referendum items exceeds 11, or if the actual costs exceed the amounts appropriated herein, the Secretary of State is hereby appropriated from General Revenue the additional funds necessary to fulfill the aforementioned requirements.
4. **Travel Expenditures.** The Secretary of State is hereby authorized to expend funds from the above appropriations to reimburse state inspectors for travel expenses pursuant to Election Code, § 34.003.
5. **Limitation, Primary Finance.** Of the funds appropriated in Strategy B.1.2, Election/Voter Registration Funds, not more than \$250,000 may be distributed to the executive committees of the state parties for the operation of the primary and runoff elections. Funds distributed to the executive committees shall be distributed to the respective parties in the ratio of the total number of primary and runoff voters in the 2008 elections.
6. **Distribution of Session Laws.** None of the funds appropriated above may be expended for the printing or distribution of session laws except for the following: (1) one copy to the Governor, (2) one copy to the Lieutenant Governor, (3) one copy to the Speaker of the House, (4) one copy to each Court of Appeals, (5) one copy to each County Law Library, (6) 10 copies to the Texas Legislative Council, (7) 15 copies to the Legislative Reference Library, (8) 30 copies to the State Law Library, (9) 60 copies to the Texas State Library, (10) one copy to each member of the Legislature upon request, and (11) one copy to the Legislative Budget Board.
7. **Use of Excess Registration Fees Authorization.** Any registration fee collected by the Office of the Secretary of State to pay the expenses of a conference, seminar, or meeting in excess of the actual costs of such conference, seminar, or meeting may be used to pay the expenses of any other conference, seminar, or meeting for which no registration fees were collected or for which registration fees collected were insufficient to cover the total expenses.
8. **General Revenue-Dedicated Election Improvement Fund.** Included in amounts appropriated above, in Strategy B.1.4, Elections Improvement, are all balances (including interest earned in the account) remaining in the General Revenue-Dedicated Election Improvement Fund No. 5095 as of August 31, 2007 (estimated to be \$69,241,000 in Federal Funds and \$2,209,000 in fiscal year 2008 and \$2,177,000 in fiscal year 2009 in interest earnings), for the biennium beginning September 1, 2007, to carry out provisions of the Help America Vote Act (HAVA) as codified in Election Code § 31.011.
9. **Travel Cap Exemption for the Secretary of State and the Secretary of State's Staff.** Travel expenses incurred by the Secretary of State or the Secretary of State's staff to carry out the duties of the Secretary of State are exempt from the requirements of Article IX, Sec. 5.08, Limitation on Travel Expenditures, and the limitations on such expenditures as set forth therein.

⁵ Incorporates Article IX, § 18.02 (e), of this Act, relating to data center consolidation, which requires data center services expenditures to be categorized as a capital budget item.

SECRETARY OF STATE
(Continued)

- 10. Limitation of Reimbursement for Non-Joint Primary Elections.** Funds appropriated above in Strategy B.1.2, Election/Voter Registration Funds may not be used to reimburse counties for amounts that exceed the costs to conduct a joint primary election.
- 11. Colonia Ombudsman.** Included in amounts appropriated above in Strategy C.1.2, Colonias Initiatives, is \$60,193 for fiscal year 2008 and \$60,193 for fiscal year 2009, to fund a Colonia Ombudsman, primarily assigned to Nueces County.

OFFICE OF STATE-FEDERAL RELATIONS

	For the Years Ending	
	August 31, 2008	August 31, 2009
<hr/>		
Method of Financing:		
General Revenue Fund	\$ 604,936	\$ 604,936
 <u>Other Funds</u>		
Appropriated Receipts	3,250	0
Interagency Contracts	180,000	180,000
Subtotal, Other Funds	<u>\$ 183,250</u>	<u>\$ 180,000</u>
Total, Method of Financing	<u><u>\$ 788,186</u></u>	<u><u>\$ 784,936</u></u>
 This bill pattern represents an estimated 100% of this agency's estimated total available funds for the biennium.		
Number of Full-Time-Equivalents (FTE):	7.0	7.0
 Schedule of Exempt Positions:		
Executive Director, Group 3 ¹	\$106,260	\$106,260
 Items of Appropriation:		
A. Goal: INFLUENCE FEDERAL ACTION		
Increase Influence over Federal Action.		
A.1.1. Strategy: ACTION PLANS	\$ 505,000	\$ 505,000
Monitor Issues and Recommend Action, Implement Action Plans.		
A.1.2. Strategy: REGULAR REPORTS	<u>\$ 127,666</u>	<u>\$ 124,416</u>
Distribute Timely Information and Regular Reports.		
Total, Goal A: INFLUENCE FEDERAL ACTION	<u><u>\$ 632,666</u></u>	<u><u>\$ 629,416</u></u>
 B. Goal: INDIRECT ADMINISTRATION		
B.1.1. Strategy: INDIRECT ADMINISTRATION	\$ 155,520	\$ 155,520
 Grand Total, OFFICE OF STATE-FEDERAL RELATIONS		
	<u><u>\$ 788,186</u></u>	<u><u>\$ 784,936</u></u>
 Object-of-Expense Informational Listing:		
Salaries and Wages	\$ 399,825	\$ 399,824
Other Personnel Costs	4,840	4,898
Professional Fees and Services	75,185	73,339
Consumable Supplies	3,999	3,986
Utilities	13,000	12,956
Travel	10,821	10,784
Rent - Building	197,172	197,828
Rent - Machine and Other	9,899	9,866
Other Operating Expense	73,445	71,455
Total, Object-of-Expense Informational Listing	<u><u>\$ 788,186</u></u>	<u><u>\$ 784,936</u></u>

¹ Incorporates authority provided to the Governor to set compensation rates pursuant to Article IX, § 3.05 (b)(3), of this Act, reflecting an increase from \$98,625 each year.

OFFICE OF STATE-FEDERAL RELATIONS
(Continued)

Estimated Allocations for Employee Benefits and Debt
Service Appropriations Made Elsewhere in this Act:

<u>Employee Benefits</u>			
Retirement	\$	26,437	\$ 26,834
Group Insurance		36,427	37,278
Social Security		31,497	31,970
Benefits Replacement		<u>1,853</u>	<u>1,761</u>
Subtotal, Employee Benefits	\$	<u>96,214</u>	\$ <u>97,843</u>
<u>Debt Service</u>			
Lease Payments	\$	<u>2,149</u>	\$ <u>2,418</u>
Total, Estimated Allocations for Employee Benefits and Debt Service Appropriations Made Elsewhere in this Act	\$	<u>98,363</u>	\$ <u>100,261</u>

1. **Performance Measure Targets.** The following is a listing of the key performance target levels for the Office of State-Federal Relations. It is the intent of the Legislature that appropriations made by this Act be utilized in the most efficient and effective manner possible to achieve the intended mission of the Office of State-Federal Relations. In order to achieve the objectives and service standards established by this Act, the Office of State-Federal Relations shall make every effort to attain the following designated key performance target levels associated with each item of appropriation.

	<u>2008</u>	<u>2009</u>
A. Goal: INFLUENCE FEDERAL ACTION		
Outcome (Results/Impact):		
Texas' Proportionate Share of Federal Funding	6.52%	6.52%
Percent of Customers Satisfied with OSFR Services	98%	98%
A.1.2. Strategy: REGULAR REPORTS		
Efficiencies:		
Percentage of Responses within Two Business Days	98%	98%

2. **Cost of Living Salary Supplement.** The Office of State-Federal Relations (OSFR) is hereby authorized to pay a salary supplement, not to exceed \$1,200 per month, to each OSFR employee whose duty station is located in Washington, DC. This salary supplement shall be in addition to the salary rate authorized for that position by this Act.

Any state agency or any institution which assigns an employee to work in the Washington, DC, office of the OSFR on a permanent basis and which also designates that employee's duty station as Washington, DC, is hereby authorized to pay such an employee a salary supplement not to exceed \$1,200 per month. This salary supplement shall be in addition to the salary rate authorized by this Act.

In the event that an employee so assigned works on a less than full-time basis, the maximum salary supplement shall be set on a proportionate basis.

3. **Information and Assistance Requirements.** It is the intent of the Legislature that funds appropriated above be expended in a manner which provides information and assistance to both the legislative and executive branches of Texas State Government and that the funds be used to operate the office in a manner which is politically non-partisan.
4. **Reports on Increasing Federal Funds.** It is the intent of the Legislature that the Office of State-Federal Relations work with state agencies to identify and report to the Legislature on possible changes in state laws which could increase the amount of federal funds received by the state, and on changes to federal laws which could impact state funding of federal programs or the state's receipt of federal funds.
5. **Interagency Contracts.** Consistent with the method of financing for the Office of State-Federal Relations (OSFR), state agencies and institutions of higher education that are represented by their employees in the Washington, DC, office of the OSFR shall be charged for their portion of operating expenses, rent, and administrative staff costs, not to exceed \$1,000 per month, per agency.

OFFICE OF STATE-FEDERAL RELATIONS
(Continued)

6. **Unexpended Balances: Between Fiscal Years Within The Biennium.** Any unexpended balances as of August 31, 2008, in the appropriations made herein to the Office of State-Federal Relations are hereby appropriated for the same purposes for the fiscal year beginning September 1, 2008.
7. **Sunset Contingency.**² Funds appropriated above for fiscal year 2009 for the Office of State-Federal Relations are made contingent on the continuation of the Office of State-Federal Relations by the Eightieth Legislature. In the event that the agency is not continued, the funds appropriated for fiscal year 2008 or as much thereof as may be necessary are to be used to provide for the phase out of agency operations.

² SB 903, 80th Legislature, Regular Session, did not pass. HB 3249, 80th Legislature, Regular Session, extended the agency's sunset date to September 1, 2009.

VETERANS COMMISSION

	For the Years Ending	
	August 31, 2008	August 31, 2009
Method of Financing:		
General Revenue Fund	\$ 4,749,566	\$ 4,722,288
GR Dedicated - Air Force Association of Texas Plates, No. 5123	7,500	7,500
Federal Funds	<u>10,877,638</u>	<u>10,877,638</u>
Total, Method of Financing	<u>\$ 15,634,704</u>	<u>\$ 15,607,426</u>
This bill pattern represents an estimated 100% of this agency's estimated total available funds for the biennium.		
Number of Full-Time-Equivalents (FTE): ¹	329.7	329.7
Schedule of Exempt Positions:		
Executive Director, Group 4	\$115,000	\$115,000
Items of Appropriation:		
A. Goal: ASSIST VETS W/RECEIVING BENEFITS		
Ensure Veterans, Their Dependents & Survivors Receive All Due Benefits.		
A.1.1. Strategy: CLAIMS REPRESENTATION & COUNSELING	\$ 4,138,518	\$ 4,111,240
Claims Representation & Counseling to Veterans and their Families.		
A.1.2. Strategy: VETERANS EMPLOYMENT SERVICES	\$ 8,990,135	\$ 8,990,135
A.1.3. Strategy: VETERANS EDUCATION	\$ 790,055	\$ 790,055
A.1.4. Strategy: OUTREACH AND MARKETING	<u>\$ 279,000</u>	<u>\$ 279,000</u>
Total, Goal A: ASSIST VETS W/RECEIVING BENEFITS	<u>\$ 14,197,708</u>	<u>\$ 14,170,430</u>
B. Goal: INDIRECT ADMINISTRATION		
B.1.1. Strategy: CENTRAL ADMINISTRATION	\$ 1,436,996	\$ 1,436,996
Grand Total, VETERANS COMMISSION	<u>\$ 15,634,704</u>	<u>\$ 15,607,426</u>
Object-of-Expense Informational Listing:		
Salaries and Wages	\$ 11,724,617	\$ 11,734,841
Other Personnel Costs	321,012	320,771

¹ Incorporates the passage of HB 3140, 80th Legislature, Regular Session, which authorizes the transfer of call center operations from the Texas Veterans Commission to the General Land Office/Veterans Land Board, including the transfer of 2 FTEs each fiscal year and the transfer, through an Interagency Contract, of \$20,080 in General Revenue Funds and \$45,920 in Federal Funds in FY 2008 and \$20,803 in General Revenue Funds and \$47,197 in Federal Funds in FY 2009.

VETERANS COMMISSION
(Continued)

Professional Fees and Services	45,500	45,500
Consumable Supplies	133,233	133,733
Utilities	14,932	14,932
Travel	443,024	447,023
Rent - Building	2,160,836	2,160,836
Rent - Machine and Other	31,269	31,269
Other Operating Expense	652,781	636,021
Grants	7,500	7,500
Capital Expenditures	100,000	75,000
Total, Object-of-Expense Informational Listing	\$ 15,634,704	\$ 15,607,426

**Estimated Allocations for Employee Benefits and Debt
Service Appropriations Made Elsewhere in this Act:**

<u>Employee Benefits</u>		
Retirement	\$ 402,177	\$ 408,210
Group Insurance	1,280,303	1,314,937
Social Security	494,525	501,943
Benefits Replacement	53,839	51,147
Subtotal, Employee Benefits	\$ 2,230,844	\$ 2,276,237
<u>Debt Service</u>		
Lease Payments	\$ 2,186	\$ 2,466
Total, Estimated Allocations for Employee Benefits and Debt Service Appropriations Made Elsewhere in this Act	\$ 2,233,030	\$ 2,278,703

1. **Performance Measure Targets.** The following is a listing of the key performance target levels for the Veterans Commission. It is the intent of the Legislature that appropriations made by this Act be utilized in the most efficient and effective manner possible to achieve the intended mission of the Veterans Commission. In order to achieve the objectives and service standards established by this Act, the Veterans Commission shall make every effort to attain the following designated key performance target levels associated with each item of appropriation.

	<u>2008</u>	<u>2009</u>
A. Goal: ASSIST VETS W/RECEIVING BENEFITS		
Outcome (Results/Impact):		
Amount of VA Monetary Awards (in Millions of Dollars)		
Paid Because of Commission Advocacy in Claims Representation of Veterans with Service-connected Disabilities	1,162	1,199
Amount of VA Monetary Awards (in Millions of Dollars)		
Paid Because of Commission Advocacy in Claims Representation for Widows or Orphans of Veterans	199	199.3
A.1.1. Strategy: CLAIMS REPRESENTATION & COUNSELING		
Output (Volume):		
Number of Claims for Veterans Benefits Filed and Developed on Behalf of Veterans with Service-connected Disabilities	69,900	70,400
Number of Active Veterans Benefits Cases for Veterans, Their Widows, or Their Orphans Represented by the Texas Veterans Commission	144,000	147,500
Number of Appeals of Unfavorable Veterans Affairs Decisions Filed on Behalf of Veterans, Their Widows, or Their Orphans	11,600	12,200
A.1.2. Strategy: VETERANS EMPLOYMENT SERVICES		
Output (Volume):		
Veterans Employment Services Customers Served	96,000	97,000

2. **Capital Budget.** None of the funds appropriated above may be expended for capital budget items except as listed below. The amounts shown below shall be expended only for the purposes shown and are not available for expenditure for other purposes. Amounts appropriated above and identified in this provision as appropriations either for "Lease Payments to Master Lease Purchase Program" or for items with an "(MLPP)" notation shall be expended only for the purpose of making lease-purchase payments to the Texas Public Finance Authority pursuant to the provisions of Government Code § 1232.103.

VETERANS COMMISSION

(Continued)

	<u>2008</u>	<u>2009</u>
a. Acquisition of Information Resource Technologies		
(1) Case Management System	\$ 100,000	\$ 75,000
(2) Equipment Replacement Cycle	<u>\$ 53,500</u>	<u>\$ 56,700</u>
 Total, Acquisition of Information Resource Technologies	 <u>\$ 153,500</u>	 <u>\$ 131,700</u>
 Total, Capital Budget	 <u><u>\$ 153,500</u></u>	 <u><u>\$ 131,700</u></u>

Method of Financing (Capital Budget):

General Revenue Fund	<u>\$ 153,500</u>	<u>\$ 131,700</u>
 Total, Method of Financing	 <u><u>\$ 153,500</u></u>	 <u><u>\$ 131,700</u></u>

- 3. Appropriation of All License Plate Unexpended Balances and Receipts.** Included in amounts appropriated above in Strategy A.1.1, Claims Representation and Counseling, are all estimated balances collected prior to the effective date of this Act (estimated to be \$0) and revenue collected on or after September 1, 2007 (estimated to be \$7,500 each fiscal year), from the sale of license plates as provided by Transportation Code §§ 504.413 and 504.630 and deposited to the credit of the General Revenue-Dedicated American Legion, Department of Texas Account and the General Revenue-Dedicated Air Force Association of Texas Plates Account No. 5123 for the purpose of making grants to each organization, respectively. In addition to amounts identified herein and included above, all unexpended balances remaining as of August 31, 2007, and all revenue collected on or after September 1, 2007 are hereby appropriated for the same purpose.

Any unexpended balances remaining as of August 31, 2008, in the appropriation made herein are hereby appropriated for the fiscal year beginning September 1, 2008.

- 4. Visitation Program to Wounded and Disabled Veterans.** Included in the amounts appropriated above in Strategy A.1.1, Claims Representation and Counseling, is the amount of \$52,000 in General Revenue each fiscal year, to provide a program for the visitation of wounded and disabled veterans who are returning from Operation Iraqi Freedom and other war zone areas that Texas veterans have served.
- 5. Cash Flow Contingency.** Contingent upon the receipt of Federal funds appropriated in Strategy A.1.3, Veterans Education, the Commission may temporarily utilize General Revenue funds, pending the receipt of federal reimbursement, in an amount not to exceed 75 percent of the amount as specified in the Notification Letter of Federal Award to be received in each fiscal year of the biennium. The General Revenue amounts utilized above the Commission's General Revenue method of finance must be repaid upon receipt of federal reimbursement and shall be utilized only for the purpose of temporary cash flow needs. The transfer and reimbursement of funds shall be made under procedures established by the Comptroller of Public Accounts to ensure all borrowed funds are reimbursed to the Treasury on or before August 31, 2009. All transfers of General Revenue shall be reported by the Commission to the Legislative Budget Board and the Governor.
- 6. Out of State Travel Cap Exemption.** Travel expenses incurred by the Texas Veterans Commission staff associated with federal programs and paid out of federal funds are exempt from the requirements of Article IX, Section 5.08, Limitations on Travel Expenditures, and the limitations on such expenditures as set forth therein.
- 7. Sunset Contingency.**² Funds appropriated above for fiscal year 2009 for the Texas Veterans Commission are made contingent on the continuation of the Texas Veterans Commission by the Eightieth Legislature. In the event that the agency is not continued, the funds appropriated for fiscal year 2008 or as much thereof as may be necessary are to be used to provide for the phase out of agency operations.

² HB 3426, 80th Legislature, Regular Session, passed and continues the agency for six years.

RETIREMENT AND GROUP INSURANCE

	For the Years Ending	
	August 31,	August 31,
	2008	2009
Method of Financing:		
General Revenue Fund, estimated	\$ 66,137,551	\$ 67,751,503
General Revenue Dedicated Accounts, estimated	1,312,128	1,334,959
Federal Funds, estimated	16,685,461	16,728,224
<u>Other Funds</u>		
Other Special State Funds, estimated	572,760	581,258
State Highway Fund No. 006, estimated	615,518	625,239
Subtotal, Other Funds	\$ 1,188,278	\$ 1,206,497
Total, Method of Financing	\$ 85,323,418	\$ 87,021,183
Items of Appropriation:		
A. Goal: EMPLOYEES RETIREMENT SYSTEM		
A.1.1. Strategy: RETIREMENT CONTRIBUTIONS^{1, 2}	\$ 26,374,552	\$ 26,772,248
Retirement Contributions. Estimated.		
A.1.2. Strategy: GROUP INSURANCE³	\$ 58,948,866	\$ 60,248,935
Group Insurance. Estimated.		
Total, Goal A: EMPLOYEES RETIREMENT SYSTEM	\$ 85,323,418	\$ 87,021,183
Grand Total, RETIREMENT AND GROUP INSURANCE	\$ 85,323,418	\$ 87,021,183

¹ Incorporates Article IX, § 18.02 (d)(2), of this Act, relating to data center consolidation, which reduces Retirement benefits proportionally with the number of full-time equivalents reduced from agency bill patterns, resulting in an All Funds reduction of \$138,862 in FY 2008 and \$138,862 in FY 2009.

² SB 1847, 80th Legislature, Regular Session, relating to collection of member contributions, did not pass, resulting in an All Funds reduction of \$1,027,652 in FY 2008 and \$1,043,068 in FY 2009.

³ Incorporates Article IX, § 18.02 (d)(3), of this Act, relating to data center consolidation, which reduces Group Insurance benefits proportionally with the number of full-time equivalents reduced from agency bill patterns, resulting in an All Funds reduction of \$305,497 in FY 2008 and \$305,497 in FY 2009.

SOCIAL SECURITY AND BENEFIT REPLACEMENT PAY

	For the Years Ending	
	August 31,	August 31,
	2008	2009
Method of Financing:		
General Revenue Fund, estimated	\$ 29,464,327	\$ 29,843,995
General Revenue Dedicated Accounts, estimated	556,965	561,778
Federal Funds, estimated	5,701,303	5,621,081
<u>Other Funds</u>		
Other Special State Funds, estimated	237,559	240,905
State Highway Fund No. 006, estimated	336,612	340,126
Subtotal, Other Funds	\$ 574,171	\$ 581,031
Total, Method of Financing	\$ 36,296,766	\$ 36,607,885
Items of Appropriation:		
A. Goal: SOCIAL SECURITY/BENEFIT REPLACEMENT		
Comptroller - Social Security.		

SOCIAL SECURITY AND BENEFIT REPLACEMENT PAY
(Continued)

A.1.1. Strategy: STATE MATCH -- EMPLOYER ¹ State Match — Employer. Estimated.	\$	32,669,050	\$	33,161,555
A.1.2. Strategy: BENEFIT REPLACEMENT PAY Benefit Replacement Pay. Estimated.	\$	<u>3,627,716</u>	\$	<u>3,446,330</u>
Total, Goal A: SOCIAL SECURITY/BENEFIT REPLACEMENT	\$	<u>36,296,766</u>	\$	<u>36,607,885</u>
Grand Total, SOCIAL SECURITY AND BENEFIT REPLACEMENT PAY	\$	<u>36,296,766</u>	\$	<u>36,607,885</u>

¹ Incorporates Article IX, § 18.02 (d)(1), of this Act, relating to the data center consolidation, which reduces Social Security benefits proportionally with the number of full-time equivalents reduced from agency bill patterns, resulting in an All Funds reduction of \$164,697 in FY 2008 and \$164,697 in FY 2009.

BOND DEBT SERVICE PAYMENTS

	For the Years Ending			
	August 31,		August 31,	
	<u>2008</u>		<u>2009</u>	
Method of Financing:				
General Revenue Fund	\$	13,830,352	\$	25,142,134
GR Dedicated - Texas Military Revolving Loan Account No. 5114		<u>21,833,063</u>		<u>22,139,968</u>
Total, Method of Financing	\$	<u>35,663,415</u>	\$	<u>47,282,102</u>
Items of Appropriation:				
A. Goal: FINANCE CAPITAL PROJECTS				
A.1.1. Strategy: BOND DEBT SERVICE ¹	\$	35,663,415	\$	47,282,102
To Texas Public Finance Authority for Payment of Bond Debt Service.				& UB
Grand Total, BOND DEBT SERVICE PAYMENTS	\$	<u>35,663,415</u>	\$	<u>47,282,102</u>

¹ Incorporates Article IX, § 19.70, of this Act, relating to appropriation of debt service payments on the remaining Proposition 8 general obligation bond proceeds, and/or Article IX, § 19.71, of this Act, for debt service payments relating to contingent appropriation of general obligation bond proceeds, subject to the approval of a proposition by Texas voters as authorized by SJR 65, 80th Legislature, Regular Session.

LEASE PAYMENTS

	For the Years Ending			
	August 31,		August 31,	
	<u>2008</u>		<u>2009</u>	
Method of Financing:				
General Revenue Fund	\$	<u>12,453,200</u>	\$	<u>12,401,116</u>
Total, Method of Financing	\$	<u>12,453,200</u>	\$	<u>12,401,116</u>
Items of Appropriation:				
A. Goal: FINANCE CAPITAL PROJECTS				
A.1.1. Strategy: LEASE PAYMENTS ¹	\$	12,453,200	\$	12,401,116
To TFC for Payment to TPFA.				& UB
Grand Total, LEASE PAYMENTS	\$	<u>12,453,200</u>	\$	<u>12,401,116</u>

¹ HB 3560, 80th Legislature, Regular Session, abolished the Texas Building and Procurement Commission (TPBC) and created the Texas Facilities Commission (TFC), effective September 1, 2007.

**RECAPITULATION - ARTICLE I
GENERAL GOVERNMENT
(General Revenue)¹**

	For the Years Ending	
	August 31, 2008	August 31, 2009
Commission on the Arts	\$ 159,750	\$ 1,154,405
Office of the Attorney General	173,557,445	176,954,754
Bond Review Board	596,423	596,424
Cancer Council	3,291,792	3,288,659
Comptroller of Public Accounts	211,628,540	211,528,541
Fiscal Programs - Comptroller of Public Accounts	236,781,970	238,838,132
Employees Retirement System	14,832,022	15,400,343
Texas Ethics Commission	1,891,504	1,850,303
Facilities Commission	28,134,574	28,104,806
Public Finance Authority	542,107	552,203
Fire Fighters' Pension Commissioner	9,326,578	528,689
Office of the Governor	9,904,980	9,104,980
Trusted Programs Within the Office of the Governor	170,835,537	50,888,226
Historical Commission	17,598,012	14,644,280
Department of Information Resources	772,057	772,058
Library & Archives Commission	17,286,217	17,381,253
Pension Review Board	684,373	658,561
Preservation Board	14,291,694	10,957,171
State Office of Risk Management	3,580,198	3,580,198
Secretary of State	25,012,188	10,751,794
Office of State-Federal Relations	604,936	604,936
Veterans Commission	<u>4,749,566</u>	<u>4,722,288</u>
Subtotal, General Government	<u>\$ 946,062,463</u>	<u>\$ 802,863,004</u>
Retirement and Group Insurance	66,137,551	67,751,503
Social Security and Benefit Replacement Pay	<u>29,464,327</u>	<u>29,843,995</u>
Subtotal, Employee Benefits	<u>\$ 95,601,878</u>	<u>\$ 97,595,498</u>
Bond Debt Service Payments	13,830,352	25,142,134
Lease Payments	<u>12,453,200</u>	<u>12,401,116</u>
Subtotal, Debt Service	<u>\$ 26,283,552</u>	<u>\$ 37,543,250</u>
TOTAL, ARTICLE I - GENERAL GOVERNMENT	<u><u>\$ 1,067,947,893</u></u>	<u><u>\$ 938,001,752</u></u>

¹ Appropriation figures in HB 1, Conference Committee Report, 80th Legislature, Regular Session, have been adjusted to incorporate certain provisions elsewhere in agency bill patterns, certain Article IX appropriations, Governor's vetoes, HB 15, and other miscellaneous bills. For specific adjustments, please see agency bill patterns.

**RECAPITULATION - ARTICLE I
GENERAL GOVERNMENT
(General Revenue - Dedicated)¹**

	For the Years Ending	
	August 31, 2008	August 31, 2009
Commission on the Arts	\$ 2,932,397	\$ 1,627,600
Office of the Attorney General	93,192,101	102,116,915
Cancer Council	45,000	12,000
Fiscal Programs - Comptroller of Public Accounts	40,862,339	17,699,498
Commission on State Emergency Communications	87,722,008	63,904,904
Employees Retirement System	1,800,000	1,900,000
Facilities Commission	1,992,756	1,991,562
Trusted Programs Within the Office of the Governor	312,185,774	36,933,774
Historical Commission	525,000	525,000
Library & Archives Commission	13,000	6,000
Secretary of State	2,209,000	2,177,000
Veterans Commission	<u>7,500</u>	<u>7,500</u>
Subtotal, General Government	<u>\$ 543,486,875</u>	<u>\$ 228,901,753</u>
Retirement and Group Insurance	1,312,128	1,334,959
Social Security and Benefit Replacement Pay	<u>556,965</u>	<u>561,778</u>
Subtotal, Employee Benefits	<u>\$ 1,869,093</u>	<u>\$ 1,896,737</u>
Bond Debt Service Payments	<u>21,833,063</u>	<u>22,139,968</u>
Subtotal, Debt Service	<u>\$ 21,833,063</u>	<u>\$ 22,139,968</u>
TOTAL, ARTICLE I - GENERAL GOVERNMENT	<u><u>\$ 567,189,031</u></u>	<u><u>\$ 252,938,458</u></u>

¹ Appropriation figures in HB 1, Conference Committee Report, 80th Legislature, Regular Session, have been adjusted to incorporate certain provisions elsewhere in agency bill patterns, certain Article IX appropriations, Governor's vetoes, HB 15, and other miscellaneous bills. For specific adjustments, please see agency bill patterns.

**RECAPITULATION - ARTICLE I
GENERAL GOVERNMENT
(Federal Funds)¹**

	For the Years Ending	
	August 31, 2008	August 31, 2009
Commission on the Arts	\$ 863,500	\$ 863,500
Office of the Attorney General	202,401,603	195,373,083
Fiscal Programs - Comptroller of Public Accounts	1,209,374	1,209,374
Trusted Programs Within the Office of the Governor	71,919,863	65,128,858
Historical Commission	937,351	863,851
Library & Archives Commission	11,223,301	11,419,301
Secretary of State	67,826,709	1,414,291
Veterans Commission	<u>10,877,638</u>	<u>10,877,638</u>
Subtotal, General Government	<u>\$ 367,259,339</u>	<u>\$ 287,149,896</u>
Retirement and Group Insurance	16,685,461	16,728,224
Social Security and Benefit Replacement Pay	<u>5,701,303</u>	<u>5,621,081</u>
Subtotal, Employee Benefits	<u>\$ 22,386,764</u>	<u>\$ 22,349,305</u>
TOTAL, ARTICLE I - GENERAL GOVERNMENT	<u><u>\$ 389,646,103</u></u>	<u><u>\$ 309,499,201</u></u>

¹ Appropriation figures in HB 1, Conference Committee Report, 80th Legislature, Regular Session, have been adjusted to incorporate certain provisions elsewhere in agency bill patterns, certain Article IX appropriations, Governor’s vetoes, HB 15, and other miscellaneous bills. For specific adjustments, please see agency bill patterns.

**RECAPITULATION - ARTICLE I
GENERAL GOVERNMENT
(Other Funds)¹**

	For the Years Ending	
	August 31, 2008	August 31, 2009
Commission on the Arts	\$ 1,510,405	\$ 1,510,405
Office of the Attorney General	20,022,659	19,295,083
Comptroller of Public Accounts	2,376,478	2,376,478
Commission on State Emergency Communications	240,000	240,000
Texas Ethics Commission	33,190	33,190
Facilities Commission	106,361,723	13,171,636
Public Finance Authority	339,042	339,042
Fire Fighters' Pension Commissioner	31,500	31,500
Office of the Governor	412,102	412,102
Trusted Programs Within the Office of the Governor	210,834,000	3,853,000
Historical Commission	98,676,052	1,978,052
Department of Information Resources	226,454,193	207,815,579
Library & Archives Commission	4,081,490	3,899,408
Pension Review Board	22,316	22,316
Preservation Board	57,245	21,745
State Office of Risk Management	4,764,440	4,764,440
Workers' Compensation Payments	45,875,000	45,875,000
Secretary of State	6,377,681	6,313,921
Office of State-Federal Relations	<u>183,250</u>	<u>180,000</u>
Subtotal, General Government	<u>\$ 728,652,766</u>	<u>\$ 312,132,897</u>
Retirement and Group Insurance	1,188,278	1,206,497
Social Security and Benefit Replacement Pay	<u>574,171</u>	<u>581,031</u>
Subtotal, Employee Benefits	<u>\$ 1,762,449</u>	<u>\$ 1,787,528</u>
Less Interagency Contracts	<u>\$ 283,349,809</u>	<u>\$ 264,650,395</u>
TOTAL, ARTICLE I - GENERAL GOVERNMENT	<u>\$ 447,065,406</u>	<u>\$ 49,270,030</u>

¹ Appropriation figures in HB 1, Conference Committee Report, 80th Legislature, Regular Session, have been adjusted to incorporate certain provisions elsewhere in agency bill patterns, certain Article IX appropriations, Governor’s vetoes, HB 15, and other miscellaneous bills. For specific adjustments, please see agency bill patterns.

**RECAPITULATION - ARTICLE I
GENERAL GOVERNMENT
(All Funds)¹**

	For the Years Ending	
	August 31, 2008	August 31, 2009
Commission on the Arts	\$ 5,466,052	\$ 5,155,910
Office of the Attorney General	489,173,808	493,739,835
Bond Review Board	596,423	596,424
Cancer Council	3,336,792	3,300,659
Comptroller of Public Accounts	214,005,018	213,905,019
Fiscal Programs - Comptroller of Public Accounts	278,853,683	257,747,004
Commission on State Emergency Communications	87,962,008	64,144,904
Employees Retirement System	16,632,022	17,300,343
Texas Ethics Commission	1,924,694	1,883,493
Facilities Commission	136,489,053	43,268,004
Public Finance Authority	881,149	891,245
Fire Fighters' Pension Commissioner	9,358,078	560,189
Office of the Governor	10,317,082	9,517,082
Trusted Programs Within the Office of the Governor	765,775,174	156,803,858
Historical Commission	117,736,415	18,011,183
Department of Information Resources	227,226,250	208,587,637
Library & Archives Commission	32,604,008	32,705,962
Pension Review Board	706,689	680,877
Preservation Board	14,348,939	10,978,916
State Office of Risk Management	8,344,638	8,344,638
Workers' Compensation Payments	45,875,000	45,875,000
Secretary of State	101,425,578	20,657,006
Office of State-Federal Relations	788,186	784,936
Veterans Commission	<u>15,634,704</u>	<u>15,607,426</u>
Subtotal, General Government	\$ <u>2,585,461,443</u>	\$ <u>1,631,047,550</u>
Retirement and Group Insurance	85,323,418	87,021,183
Social Security and Benefit Replacement Pay	<u>36,296,766</u>	<u>36,607,885</u>
Subtotal, Employee Benefits	\$ <u>121,620,184</u>	\$ <u>123,629,068</u>
Bond Debt Service Payments	35,663,415	47,282,102
Lease Payments	<u>12,453,200</u>	<u>12,401,116</u>
Subtotal, Debt Service	\$ <u>48,116,615</u>	\$ <u>59,683,218</u>
Less Interagency Contracts	\$ <u>283,349,809</u>	\$ <u>264,650,395</u>
TOTAL, ARTICLE I - GENERAL GOVERNMENT	\$ <u><u>2,471,848,433</u></u>	\$ <u><u>1,549,709,441</u></u>
Number of Full-Time-Equivalents (FTE)	9,867.7	9,868.5

¹ Appropriation figures in HB 1, Conference Committee Report, 80th Legislature, Regular Session, have been adjusted to incorporate certain provisions elsewhere in agency bill patterns, certain Article IX appropriations, Governor’s vetoes, HB 15, and other miscellaneous bills. For specific adjustments, please see agency bill patterns.

ARTICLE II

HEALTH AND HUMAN SERVICES

Sec. 1. The several sums of money herein specified, or so much thereby as may be necessary, are appropriated out of any funds in the State Treasury not otherwise appropriated, or out of special funds as indicated, for the support, maintenance, or improvement of the designated health and human services agencies.

DEPARTMENT OF AGING AND DISABILITY SERVICES

	For the Years Ending	
	August 31, 2008	August 31, 2009
Method of Financing:		
<u>General Revenue Fund</u>		
General Revenue Fund	\$ 163,107,744	\$ 167,174,435
GR Match for Federal Funds (Older Americans Act)	4,014,449	4,014,449
GR Certified as Match for Medicaid	181,597,297	184,018,194
GR Match for Medicaid	1,846,659,601	1,943,025,932
Subtotal, General Revenue Fund	<u>\$ 2,195,379,091</u>	<u>\$ 2,298,233,010</u>
<u>General Revenue Fund - Dedicated</u>		
Texas Capital Trust Fund Account No. 543	289,802	289,803
Home Health Services Account No. 5018	1,868,984	1,868,984
Texas Special Olympic License Plates Account No. 5055, estimated	4,620	4,620
Quality Assurance Account No. 5080	54,921,479	53,284,905
Medicaid Estate Recovery Account No. 5109, estimated		
Subtotal, General Revenue Fund - Dedicated	<u>\$ 57,084,885</u>	<u>\$ 55,448,312</u>
Federal Funds	3,389,345,174	3,528,242,131
<u>Other Funds</u>		
Interagency Contracts	16,226,209	16,226,208
Bond Proceeds - General Obligation Bonds	47,172,815	0
MR Collections for Patient Support and Maintenance	16,134,086	16,126,127
MR Appropriated Receipts	709,604	709,333
MR Revolving Fund Receipts	82,160	82,160
Appropriated Receipts	1,575,968	1,575,968
Medicare Part D Receipts	1,073,915	2,147,830
Subtotal, Other Funds	<u>\$ 82,974,757</u>	<u>\$ 36,867,626</u>
Total, Method of Financing	<u><u>\$ 5,724,783,907</u></u>	<u><u>\$ 5,918,791,079</u></u>
Other Direct and Indirect Costs Appropriated Elsewhere in this Act	\$ 485,701	\$ 487,830
This bill pattern represents an estimated 99.9% of this agency's estimated total available funds for the biennium.		
Number of Full-Time-Equivalents (FTE):¹	16,387.7	16,433.0
Schedule of Exempt Positions:		
Commissioner, Group 6 ²	\$163,200	\$163,200
Items of Appropriation:		
A. Goal: LONG-TERM SERVICES AND SUPPORTS		
A.1.1. Strategy: INTAKE, ACCESS, & ELIGIBILITY	\$ 137,053,658	\$ 137,473,247
Intake, Access, and Eligibility to Services and Supports.		

¹ Incorporates Article IX, § 18.02 (c), of this Act, relating to data center consolidation, which reduces the FTE cap by 10.4 each fiscal year of the biennium.

² Salary amount increased from \$160,000, pursuant to Article IX, § 3.05 (c).

DEPARTMENT OF AGING AND DISABILITY SERVICES

(Continued)

A.1.2. Strategy: GUARDIANSHIP	\$ 6,567,166	\$ 6,857,619
A.2.1. Strategy: PRIMARY HOME CARE ³	\$ 447,133,489	\$ 468,061,314
A.2.2. Strategy: COMMUNITY ATTENDANT SERVICES	\$ 340,064,221	\$ 357,881,185
A.2.3. Strategy: DAY ACTIVITY & HEALTH SERVICES	\$ 95,486,346	\$ 97,619,427
Day Activity and Health Services (DAHS).		
A.3.1. Strategy: COMMUNITY-BASED ALTERNATIVES	\$ 426,196,239	\$ 442,232,027
Community-based Alternatives (CBA).		
A.3.2. Strategy: HOME AND COMMUNITY-BASED SERVICES ⁴	\$ 498,430,001	\$ 513,687,950
Home and Community-based Services (HCS).		
A.3.3. Strategy: COMMUNITY LIVING ASSISTANCE (CLASS)	\$ 127,928,266	\$ 127,599,370
Community Living Assistance and Support Services (CLASS).		
A.3.4. Strategy: DEAF-BLIND MULTIPLE DISABILITIES	\$ 6,467,193	\$ 6,467,193
Deaf-Blind Multiple Disabilities (DBMD).		
A.3.5. Strategy: MEDICALLY DEPENDENT CHILDREN PGM	\$ 32,125,171	\$ 32,048,867
Medically Dependent Children Program (MDCP).		
A.3.6. Strategy: CONSOLIDATED WAIVER PROGRAM	\$ 3,435,365	\$ 3,435,365
A.3.7. Strategy: TEXAS HOME LIVING WAIVER	\$ 6,599,859	\$ 6,722,788
A.4.1. Strategy: NON-MEDICAID SERVICES	\$ 139,600,014	\$ 139,600,012
A.4.2. Strategy: MR COMMUNITY SERVICES	\$ 96,277,726	\$ 96,277,727
Mental Retardation Community Services.		
A.4.3. Strategy: PROMOTING INDEPENDENCE PLAN	\$ 1,300,000	\$ 1,300,000
Promoting Independence through Outreach, Awareness, and Relocation.		
A.4.4. Strategy: IN-HOME AND FAMILY SUPPORT	\$ 4,106,091	\$ 4,106,091
A.4.5. Strategy: MENTAL RETARDATION IN-HOME SERVICES	\$ 5,000,000	\$ 5,000,000
A.5.1. Strategy: ALL-INCLUSIVE CARE - ELDERLY (PACE)	\$ 25,518,847	\$ 25,518,847
Program of All-inclusive Care for the Elderly (PACE).		
A.6.1. Strategy: NURSING FACILITY PAYMENTS ^{5, 6, 7}	\$ 1,826,690,528	\$ 1,875,678,952
A.6.2. Strategy: MEDICARE SKILLED NURSING FACILITY	\$ 141,561,352	\$ 146,920,759
A.6.3. Strategy: HOSPICE	\$ 181,722,027	\$ 195,623,857
A.6.4. Strategy: PROMOTING INDEPENDENCE SERVICES	\$ 81,396,147	\$ 91,324,489
Promote Independence by Providing Community-based Client Services.		
A.7.1. Strategy: INTERMEDIATE CARE FACILITIES - MR	\$ 351,537,438	\$ 350,569,526
Intermediate Care Facilities - Mental Retardation (ICF/MR).		
A.8.1. Strategy: MR STATE SCHOOLS SERVICES	\$ 518,865,404	\$ 521,526,993
A.9.1. Strategy: CAPITAL REPAIRS AND RENOVATIONS ⁸	<u>\$ 47,604,645</u>	<u>\$ 431,831</u>
Total, Goal A: LONG-TERM SERVICES AND SUPPORTS	<u>\$ 5,548,667,193</u>	<u>\$ 5,653,965,436</u>

³ Incorporates the passage of HB 15, § 23, 80th Legislature, Regular Session, relating to an increase in home health provider rates in FY 2009 which increased funding by \$18,000,000 in General Revenue Funds and \$27,270,000 in Federal Funds across four different strategies.

⁴ Incorporates the passage of HB 15, § 22, 80th Legislature, Regular Session, relating to restoration of community care and ICF-MR provider rates to FY 2003 levels which increased biennial funding by \$10,800,000 in General Revenue Funds and \$16,400,000 in Federal Funds across four different strategies.

⁵ Incorporates Article IX, § 19.82, of this Act, relating to funding for implementing a provider rate increase, in the amount of \$27,000,000 in General Revenue Funds and \$41,411,065 in Federal Funds in FY 2008 and \$72,000,000 in General Revenue Funds and \$108,180,180 in Federal Funds in FY 2009.

⁶ Incorporates Article II, Special Provisions, § 43, of this Act, relating to a funding reduction for caseload, cost and other adjustments, in the amount of \$20,000,000 in General Revenue Funds and \$30,050,050 in Federal Funds in FY 2009.

⁷ Incorporates Article II, Special Provisions, § 7, of this Act, relating to disposition of state funds available from federal match ratio change in the amount of a General Revenue decrease of \$20,974,833 and a Federal Funds increase of \$20,974,833 in FY 2009.

⁸ Incorporates Article IX, § 19.71, of this Act, relating to the contingent appropriation of general obligation bond proceeds, subject to the approval of a proposition by Texas voters as authorized by SJR 65, 80th Legislature, Regular Session, resulting in a \$39,760,811 increase for the biennium.

DEPARTMENT OF AGING AND DISABILITY SERVICES
(Continued)

B. Goal: REGULATION, CERTIFICATION, OUTREACH Regulation, Certification, and Outreach.		
B.1.1. Strategy: FACILITY/COMMUNITY-BASED REGULATION Facility and Community-Based Regulation.	\$ 61,487,102	\$ 62,168,449
B.1.2. Strategy: CREDENTIALING/CERTIFICATION	\$ 1,064,816	\$ 1,064,816
B.1.3. Strategy: LTC QUALITY OUTREACH Long-Term Care Quality Outreach.	<u>\$ 5,751,339</u>	<u>\$ 5,751,339</u>
Total, Goal B: REGULATION, CERTIFICATION, OUTREACH	<u>\$ 68,303,257</u>	<u>\$ 68,984,604</u>
C. Goal: INDIRECT ADMINISTRATION		
C.1.1. Strategy: CENTRAL ADMINISTRATION	\$ 34,194,835	\$ 34,194,835
C.1.2. Strategy: IT PROGRAM SUPPORT Information Technology Program Support.	\$ 27,777,858	\$ 27,777,858
C.1.3. Strategy: OTHER SUPPORT SERVICES	<u>\$ 3,235,431</u>	<u>\$ 3,235,431</u>
Total, Goal C: INDIRECT ADMINISTRATION	<u>\$ 65,208,124</u>	<u>\$ 65,208,124</u>
D. Goal: WAITING/INTEREST LIST: REDUCE Waiting and Interest List: Reduce.		
D.1.1. Strategy: WAITING/INTEREST LIST: REDUCE Waiting and Interest List: Reduce.	\$ 42,605,333	\$ 130,632,915
Grand Total, DEPARTMENT OF AGING AND DISABILITY SERVICES	<u><u>\$ 5,724,783,907</u></u>	<u><u>\$ 5,918,791,079</u></u>
Object-of-Expense Informational Listing:		
Salaries and Wages	\$ 482,356,658	\$ 485,422,808
Other Personnel Costs	20,167,339	20,167,340
Professional Fees and Services	48,474,098	54,474,099
Fuels and Lubricants	1,059,132	1,059,132
Consumable Supplies	6,446,113	6,446,113
Utilities	19,445,016	20,393,427
Travel	11,599,172	11,844,375
Rent - Building	1,253,815	1,253,814
Rent - Machine and Other	6,576,215	6,582,348
Other Operating Expense	122,334,640	127,567,285
Client Services	4,738,936,790	4,972,729,130
Food for Persons - Wards of State	8,612,084	8,612,084
Grants	187,884,897	188,246,598
Capital Expenditures	<u>69,637,938</u>	<u>13,992,526</u>
Total, Object-of-Expense Informational Listing	<u><u>\$ 5,724,783,907</u></u>	<u><u>\$ 5,918,791,079</u></u>
Estimated Allocations for Employee Benefits and Debt Service Appropriations Made Elsewhere in this Act:		
<u>Employee Benefits</u>		
Retirement	\$ 29,038,272	\$ 29,917,406
Group Insurance	116,661,948	122,415,901
Social Security	37,470,773	38,069,571
Benefits Replacement	<u>4,621,247</u>	<u>4,390,185</u>
Subtotal, Employee Benefits	<u>\$ 187,792,240</u>	<u>\$ 194,793,063</u>
<u>Debt Service</u>		
TPFA GO Bond Debt Service	\$ 16,104,136	\$ 18,659,859
Lease Payments	<u>148,761</u>	<u>148,729</u>
Subtotal, Debt Service	<u>\$ 16,252,897</u>	<u>\$ 18,808,588</u>
Total, Estimated Allocations for Employee Benefits and Debt Service Appropriations Made Elsewhere in this Act	<u><u>\$ 204,045,137</u></u>	<u><u>\$ 213,601,651</u></u>

1. **Performance Measure Targets.** The following is a listing of the key performance target levels for the Department of Aging and Disability Services. It is the intent of the Legislature that appropriations made by this Act be utilized in the most efficient and effective manner possible to achieve the intended mission of the Department of Aging and Disability Services. In order to

DEPARTMENT OF AGING AND DISABILITY SERVICES
(Continued)

achieve the objectives and service standards established by this Act, the Department of Aging and Disability Services shall make every effort to attain the following designated key performance target levels associated with each item of appropriation.

	<u>2008</u>	<u>2009</u>
A. Goal: LONG-TERM SERVICES AND SUPPORTS		
Outcome (Results/Impact):		
Percent of Long-term Care Clients Served in Community Settings	71.11%	71.67%
Average Number of Clients Served Per Month: Medicaid Non-waiver Community Services and Supports	111,255	114,039
A.1.1. Strategy: INTAKE, ACCESS, & ELIGIBILITY		
Output (Volume):		
Average Monthly Number of Consumers with Mental Retardation (MR) Receiving Assessment and Service Coordination	7,390	7,390
A.2.1. Strategy: PRIMARY HOME CARE		
Output (Volume):		
Average Number of Clients Served Per Month: Primary Home Care	52,165	53,721
Efficiencies:		
Average Monthly Cost Per Client Served: Primary Home Care	714.29	703.3
A.2.2. Strategy: COMMUNITY ATTENDANT SERVICES		
Output (Volume):		
Average Number of Clients Served Per Month: Community Attendant Services	43,008	43,825
Efficiencies:		
Average Monthly Cost Per Client Served: Community Attendant Services	658.92	657.81
A.2.3. Strategy: DAY ACTIVITY & HEALTH SERVICES		
Output (Volume):		
Average Number of Clients Served Per Month: Day Activity and Health Services	16,082	16,493
Efficiencies:		
Average Monthly Cost Per Client Served: Day Activity and Health Services	494.79	493.24
A.3.1. Strategy: COMMUNITY-BASED ALTERNATIVES		
Output (Volume):		
Average Number of Clients Served Per Month: Medicaid Community-based Alternatives (CBA) Waiver	25,351	25,419
Efficiencies:		
Average Monthly Cost Per Client Served: Medicaid Community-based Alternatives (CBA) Waiver	1,400.98	1,399.96
A.3.2. Strategy: HOME AND COMMUNITY-BASED SERVICES		
Output (Volume):		
Average Number of Clients Served Per Month: Home and Community Based Services (HCS)	12,233	12,233
Efficiencies:		
Average Monthly Cost Per Client Served: Home and Community Based Services (HCS)	3,395.39	3,499.33
A.3.3. Strategy: COMMUNITY LIVING ASSISTANCE (CLASS)		
Output (Volume):		
Average Number of Clients Served Per Month: Medicaid Related Conditions Waiver (CLASS)	3,696	3,696
Efficiencies:		
Average Monthly Cost Per Client Served: Medicaid Related Conditions Waiver (CLASS)	2,884.39	2,876.97
A.3.4. Strategy: DEAF-BLIND MULTIPLE DISABILITIES		
Output (Volume):		
Average Number of Clients Served Per Month: Medicaid Deaf-blind with Multiple Disabilities Waiver	134	134
Efficiencies:		
Average Monthly Cost Per Client Served: Medicaid Deaf-blind with Multiple Disabilities Waiver	4,021.89	4,021.89
A.3.5. Strategy: MEDICALLY DEPENDENT CHILDREN PGM		
Output (Volume):		
Average Number of Clients Served Per Month: Medically Dependent Children Program	1,730	1,730
Efficiencies:		
Average Monthly Cost Per Client Served: Medically Dependent Children Program	1,547.46	1,543.78

DEPARTMENT OF AGING AND DISABILITY SERVICES

(Continued)

A.3.7. Strategy: TEXAS HOME LIVING WAIVER

Output (Volume):

Average Number of Clients Served Per Month: Texas Home Living Waiver	1,436	1,436
--	-------	-------

Efficiencies:

Average Monthly Cost Per Client Served: Texas Home Living Waiver	383	390.13
--	-----	--------

A.4.2. Strategy: MR COMMUNITY SERVICES

Output (Volume):

Average Monthly Number of Consumers with Mental Retardation (MR) Receiving Community Services	7,195	7,195
---	-------	-------

Efficiencies:

Average Monthly Cost Per Non-Medicaid Customer with Mental Retardation (MR) Receiving Community Residential Services	3,594.52	3,594.52
--	----------	----------

A.4.4. Strategy: IN-HOME AND FAMILY SUPPORT

Output (Volume):

Average Number of Clients Per Month Receiving In-home Family Support (IHFS)	4,086	4,431
---	-------	-------

Efficiencies:

Average Monthly Cost of In-home Family Support Per Client	87.42	87.42
---	-------	-------

A.4.5. Strategy: MENTAL RETARDATION IN-HOME SERVICES

Output (Volume):

Number of Consumers with Mental Retardation (MR) Receiving In-Home and Family Support Per Year	2,846	3,190
--	-------	-------

Efficiencies:

Average Annual Grant Per Consumer with Mental Retardation (MR) Receiving In-home and Family Support Per Year	1,869.86	1,869.86
--	----------	----------

A.5.1. Strategy: ALL-INCLUSIVE CARE - ELDERLY (PACE)

Output (Volume):

Average Number of Recipients Per Month: Program for All Inclusive Care (PACE)	912	912
---	-----	-----

Efficiencies:

Average Monthly Cost Per Recipient: Program for All Inclusive Care (PACE)	2,331.77	2,331.77
---	----------	----------

A.6.1. Strategy: NURSING FACILITY PAYMENTS

Output (Volume):

Average Number of Clients Receiving Medicaid - Funded Nursing Facility Services per Month	56,832	56,816
---	--------	--------

Efficiencies:

Net Nursing Facility Cost Per Medicaid Resident Per Month	2,578.18	2,560.24
---	----------	----------

A.6.2. Strategy: MEDICARE SKILLED NURSING FACILITY

Output (Volume):

Average Number of Clients Receiving Copaid Medicaid/Medicare Nursing Facility Services Per Month	6,772	7,092
--	-------	-------

Efficiencies:

Net Payment Per Client for Copaid Medicaid/Medicare Nursing Facility Services Per Month	1,741.99	1,726.37
---	----------	----------

A.6.3. Strategy: HOSPICE

Output (Volume):

Average Number of Clients Receiving Hospice Services Per Month	6,180	6,671
--	-------	-------

Efficiencies:

Average Net Payment Per Client Per Month for Hospice	2,450.4	2,443.71
--	---------	----------

A.6.4. Strategy: PROMOTING INDEPENDENCE SERVICES

Output (Volume):

Average Number of Promoting Independence Clients Served Per Month	4,852	5,274
---	-------	-------

Efficiencies:

Average Monthly Cost Per Client Served: Promoting Independence	1,397.98	1,392.11
--	----------	----------

A.7.1. Strategy: INTERMEDIATE CARE FACILITIES - MR

Output (Volume):

Average Number of Persons in ICF/MR Medicaid Beds Per Month	6,472	6,472
---	-------	-------

Efficiencies:

Monthly Cost Per ICF/MR Medicaid Eligible Consumer	4,526.62	4,514.15
--	----------	----------

DEPARTMENT OF AGING AND DISABILITY SERVICES
(Continued)

A.8.1. Strategy: MR STATE SCHOOLS SERVICES

Output (Volume):

Average Monthly Number of Mental Retardation (MR) Campus Residents	4,881	4,881
---	-------	-------

Efficiencies:

Average Monthly Cost Per Mental Retardation (MR) Campus Resident	8,858.59	8,904.03
---	----------	----------

B. Goal: REGULATION, CERTIFICATION, OUTREACH

Outcome (Results/Impact):

Percent of Facilities Complying with Standards at Time of Inspection for Licensure and/or Medicare/Medicaid Certification	55%	55%
---	-----	-----

B.1.1. Strategy: FACILITY/COMMUNITY-BASED
REGULATION

Output (Volume):

Total Dollar Amount Collected from Fines	1,661,543	1,480,372
--	-----------	-----------

B.1.2. Strategy: CREDENTIALING/CERTIFICATION

Output (Volume):

Number of Licenses Issued or Renewed Per Year: Nursing Facility Administrators	927	838
---	-----	-----

2. **Capital Budget.**^{9, 10, 11} None of the funds appropriated above may be expended for capital budget items except as listed below. The amounts shown below shall be expended only for the purposes shown and are not available for expenditure for other purposes. Amounts appropriated above and identified in this provision as appropriations either for "Lease Payments to the Master Lease Purchase Program" or for items with an "(MLPP)" notation shall be expended only for the purpose of making lease-purchase payments to the Texas Public Finance Authority pursuant to the provisions of Government Code § 1232.103.

	<u>2008</u>	<u>2009</u>
a. Repair or Rehabilitation of Buildings and Facilities		
(1) Repairs of State Owned Bond Homes and State Schools	\$ 7,829,855	\$ 417,850 & UB
(2) Contingency for Senate Joint Resolution 65 and Senate Bill 2033	39,760,811	UB
Total, Repair or Rehabilitation of Buildings and Facilities	<u>\$ 47,590,666</u>	<u>\$ 417,850</u>
b. Acquisition of Information Resource Technologies		
(1) Lease of Personal Computers	3,049,623	3,049,621 & UB
(2) Websphere Migration	2,750,000	2,750,000 & UB
(3) Software Licenses	1,661,400	1,661,400
(4) Data Center Consolidation	1,218,230	1,163,190
(5) TILES to RUGS	6,000,000	0
Total, Acquisition of Information Resource Technologies	<u>\$ 14,679,253</u>	<u>\$ 8,624,211</u>
c. Transportation Items		
(1) Vehicle Replacement	969,050	0
d. Other Lease Payments to the Master Lease Purchase Program (MLPP)		
(1) Payment of MLPP - Telecommunications	773,050	773,050
(2) Payment of MLPP - Transportation	541,311	541,311
(3) Payment of MLPP - Furniture & Equipment	1,673,548	1,673,548

⁹ Incorporates Article IX, § 19.71, of this Act, relating to the contingent appropriation of general obligation bond proceeds, subject to the approval of a proposition by Texas voters as authorized by SJR 65, 80th Legislature, Regular Session, resulting in a \$39,760,811 increase for the biennium.

¹⁰ Incorporates Article IX, § 18.02 (e), of this Act, relating to data center consolidation, which requires data center services expenditures to be categorized as a capital budget item.

¹¹ Incorporates capital budget authority for the TILES to RUGS project at \$1,500,000 in General Revenue and \$6,000,000 in All Funds.

DEPARTMENT OF AGING AND DISABILITY SERVICES
(Continued)

(4) Payment of MLPP - Energy Conservation	3,777,656	3,777,656
Total, Other Lease Payments to the Master Lease Purchase Program (MLPP)	\$ 6,765,565	\$ 6,765,565
Total, Capital Budget	\$ 70,004,534	\$ 15,807,626
Method of Financing (Capital Budget):		
<u>General Revenue Fund</u>		
General Revenue Fund	\$ 8,218,530	\$ 7,247,294
GR Match for Medicaid	5,040,230	3,537,372
Subtotal, General Revenue Fund	\$ 13,258,760	\$ 10,784,666
GR Dedicated - Texas Capital Trust Fund Account No. 543	275,823	275,822
Federal Funds	8,891,229	4,365,306
<u>Other Funds</u>		
Bond Proceeds - General Obligation Bonds	47,172,815	0
Appropriated Receipts	1,876	1,791
Interagency Contracts	414	395
GR Certified as Match for Medicaid	354,522	332,769
MR Collections for Patient Support and Maintenance	47,109	44,981
MR Appropriated Receipts	1,986	1,896
Subtotal, Other Funds	\$ 47,578,722	\$ 381,832
Total, Method of Financing	\$ 70,004,534	\$ 15,807,626

3. **Appropriation of Local Funds.** All funds received by the department from counties, cities, and from any other local source and all balances from such sources as of August 31, 2007, are hereby appropriated for the biennium ending August 31, 2009, for the purpose of carrying out the provisions of this Act.
4. **Nursing Home Program Provisions.**
 - a. Nursing Home Income Eligibility Cap. It is the intent of the Legislature that the income eligibility cap for nursing home care shall be maintained at the federal maximum level of 300 percent of Supplemental Security Income (SSI).
 - b. Establishment of a Swing-bed Program. Out of the funds appropriated above for nursing home vendor payments, the department shall maintain a "swing-bed" program, in accordance with federal regulations, to provide reimbursement for skilled nursing patients who are served in hospital settings in counties with a population of 100,000 or less. If the swing beds are used for more than one 30-day length of stay per year per patient, the hospital must comply with the regulations and standards required for nursing home facilities.
 - c. Nursing Home Bed Capacity Planning. It is the intent of the Legislature that the department shall establish by rule procedures for controlling the number of Medicaid beds and for the decertification of unused Medicaid beds and for reallocating some or all of the decertified Medicaid beds. The procedures shall take into account a facility's occupancy rate.
 - d. Nursing Facility Competition. It is the intent of the Legislature that the department encourage competition among contracted nursing facilities.
5. **Appropriations Limited to Revenue Collections.** It is the intent of the Legislature that fees, fines, and other miscellaneous revenues as authorized and generated by the agency cover, at a minimum, the cost of the appropriations made above for the Nursing Facility Administrator program in Strategy B.1.2, Credentialing/Certification, and the Home Health and Community Support Services Agencies program in Strategy B.1.1, Facility & Community-Based Regulation, as well as the "other direct and indirect costs" associated with this program,

DEPARTMENT OF AGING AND DISABILITY SERVICES
(Continued)

appropriated elsewhere in this Act. Direct costs for the Nursing Facility Administrator program are estimated to be \$348,929 for fiscal year 2008 and \$348,929 for fiscal year 2009. Direct costs for the Home and Community Support Services Agencies program are estimated to be \$1,547,260 for fiscal year 2008 and \$1,547,260 for fiscal year 2009. "Other direct and indirect costs" for the Nursing Facility Administrator program are estimated to be \$84,753 for fiscal year 2008 and \$85,128 for fiscal year 2009. "Other direct and indirect costs" for the Home and Community Support Services Agencies program are estimated to be \$400,948 for fiscal year 2008 and \$402,702 for fiscal year 2009. In the event that actual and/or projected revenue collections are insufficient to offset the costs identified by this provision, the Legislative Budget Board may direct that the Comptroller of Public Accounts reduce the appropriation authority provided above to be within the amount of revenue expected to be available.

6. **Accounting of Support Costs.** The State Comptroller shall establish separate accounts from which certain support costs shall be paid. The Department of Aging and Disability Services is hereby authorized to make transfers into these separate accounts from line item strategies in order to pay for these expenses in an efficient and effective manner. Only costs not directly attributable to a single program may be budgeted in or paid from these accounts. Items to be budgeted in and paid from these accounts include, but are not limited to: postage, occupancy costs, equipment repair, telephones, office printing costs, supplies, freight and transport costs, telephone system costs, and salary and travel costs of staff whose function supports several programs. The department shall be responsible for quarterly allocations of these costs to the original strategies.
7. **Fund Transfers for Funds Consolidation.** For the purpose of funds consolidation, federal and other funds may be transferred into the General Revenue Fund from the Department of Aging and Disability Services Fund No. 117. The initial deposit of federal funds shall be made into Fund No. 117 and no direct expenditures shall be made from this fund.
8. **Pediatric Care in Nursing Facilities.** In determining the appropriate placement for children who currently receive care in nursing facilities, the department shall, within the requirements of federal law, consider the requests of parents concerning either a continued stay in a nursing facility providing skilled pediatric care or an alternate placement.
9. **Limitation: Medicaid Transfer Authority.** Notwithstanding the transfer provisions in the general provisions (general transfer provisions) of this Act, none of the funds appropriated by this Act to the Department of Aging and Disability Services for the following Medicaid Strategies:
 - a. A.1.1. Intake, Access and Eligibility;
 - b. A.2.1. Primary Home Care;
 - c. A.2.2. Community Attendant Services (formerly Frail Elderly);
 - d. A.2.3. Day Activity and Health Services (DAHS);
 - e. A.3.1. Community-based Alternatives (CBA);
 - f. A.3.2. Home and Community-based Services (HCS);
 - g. A.3.3. Community Living Assistance and Support Services (CLASS);
 - h. A.3.4. Deaf-Blind Multiple Disabilities (DBMD);
 - i. A.3.5. Medically Dependent Children Program (MDCP);
 - j. A.3.6. Consolidated Waiver Program;
 - k. A.3.7. Texas Home Living Waiver;
 - l. A.5.1. Program of All-inclusive Care for the Elderly (PACE);
 - m. A.6.1. Nursing Facility Payments;
 - n. A.6.2. Medicare Skilled Nursing Facility;
 - o. A.6.3. Hospice;
 - p. A.6.4. Promoting Independence Services;
 - q. A.7.1. Intermediate Care Facilities - Mental Retardation (ICF/MR);
 - r. A.8.1. MR State Schools Services; and
 - s. B.1.1. Facility and Community-based Regulation

may be transferred to any other item of appropriation or expended for any purpose other than the specific purpose for which the funds are appropriated without the prior written approval of the Legislative Budget Board and the Governor.

However, transfers may be made between Medicaid Strategies in accordance with other provisions in this Act, including the general transfer provisions, and transfers may be made

DEPARTMENT OF AGING AND DISABILITY SERVICES
(Continued)

from Medicaid strategies to separate accounts authorized by agency rider and established by the State Comptroller for payment of certain support costs not directly attributable to a single program.

10. Other Reporting Requirements.

- a. **Federal Reports.** The Department of Aging and Disability Services shall submit the following information to the Legislative Budget Board and the Governor no later than the date the respective report is submitted to the federal government:
 - (1) Notification of proposed State Plan amendments or waivers for strategies in Goal A. Long-term Services and Supports and any other federal grant requiring a state plan. State Plan amendments and waiver submission shall also be provided to the Senate Health and Human Services, House Human Services, and House Public Health committees.
 - (2) A copy of each report or petition submitted to the federal government relating to Goal A. Long-term Care Continuum.
- b. **Federal Issues.** The Department of Aging and Disability Services shall notify the Legislative Budget Board and the Governor on a timely basis about emerging issues that could result in the loss of more than \$1 million in federal revenue assumed in the appropriations act.
- c. **Monthly Financial Reports.** The Department of Aging and Disability Services shall submit the following information to the Legislative Budget Board and the Governor on a monthly basis:
 - (1) Information on appropriated, budgeted, expended, and projected funds, by strategy and method of finance.
 - (2) Information on appropriated, budgeted, expended, and projected revenues including Earned Federal Funds.
 - (3) Collections, expenditures, and balances for revenues generated by the department as of the last day of the prior month.
 - (4) Narrative explanations of significant budget adjustments, ongoing budget issues, and other items as appropriate.
 - (5) Any other information requested by the Legislative Budget Board or the Governor.

The monthly financial reports shall be prepared in a format specified by the Legislative Budget Board.

11. Appropriation Transfer Between Fiscal Years. In addition to the transfer authority provided elsewhere in this Act, the Department of Aging and Disability Services may transfer appropriations made for fiscal year ending August 31, 2009 to fiscal year ending August 31, 2008, subject to the following conditions provided by this section:

- a. Transfers under this section may be made only:
 - (1) if costs associated with providing Long Term Care Medicaid services exceed the funds appropriated for these services for fiscal year 2008, or
 - (2) for any other emergency expenditure requirements, including expenditures necessitated by public calamity, or
 - (3) if appropriated receipts generated through the MR related programs required to fund appropriations contained in this Act for fiscal year 2008 are less than those contained in the method of finance for the department for fiscal year 2008.
- b. Transfers may not exceed \$50,000,000 in General Revenue.

DEPARTMENT OF AGING AND DISABILITY SERVICES
(Continued)

- c. A transfer authorized by this section must receive the prior approval of the Governor and the Legislative Budget Board.
 - d. The Comptroller of Public Accounts shall cooperate as necessary to assist the completion of a transfer and spending made under this section.
- 12. Reimbursement of Advisory Committees.** Pursuant to Government Code § 2110.004, reimbursement of expenses for advisory committee members, out of funds appropriated above, not to exceed \$8,000 per fiscal year is limited to the following advisory committee:
- Nursing Facility Administrators Advisory Committee
- To the maximum extent possible, the department shall encourage the use of videoconferencing and teleconferencing and shall schedule meetings and locations to facilitate the travel of participants so that they may return the same day and reduce the need to reimburse members for overnight stays.
- 13. Survey of Nursing Facility Residents.** Out of funds appropriated above, the Department of Aging and Disability Services is allocated the following:
- a. up to \$360,000 in All Funds, of which up to \$180,000 is General Revenue Funds, in fiscal year 2008 to conduct surveys of nursing facility residents and individuals receiving other long-term services and supports. The surveys shall assess how satisfied individuals are with their quality of care and quality of life. Not later than January 15, 2009, the department shall submit a written report on the survey to the Legislature, Governor, and Health and Human Services Commissioner; and
 - b. up to \$1,000,000 in All Funds, of which up to \$500,000 is General Revenue Funds, to perform on-site case reviews of the care of nursing home residents and individuals receiving other long-term care services and supports. These reviews will identify preventable occurrences of adverse outcomes. The result of these reviews will be included in the report to the Legislature, Governor and Health and Human Services Commissioner described in (a) above.
- 14. Promoting Independence-Client Services.** It is the intent of the Legislature that as clients relocate from nursing facilities to community care services, funds will be transferred from Nursing Facilities to Community Care Services to cover the cost of the shift in services.
- 15. Nursing Facility Beds for Medicaid Eligible Veterans.** Contingent upon a request from the Texas Veterans Land Board, it is the intent of the Legislature that the Department of Aging and Disability Services maintain a program for Medicaid-eligible veterans that will enable those individuals to be placed in State Veterans Homes. It is further the intent of the Legislature that the department amend its nursing facility bed allocation rules to create sufficient certified beds to accommodate the requirements of such a program.
- 16. Centers of Excellence.** It is the intent of the Legislature that out of amounts appropriated above to Strategy B.1.1, Facility and Community-based Regulation, and funds obtained through a grant from a national foundation, the Department of Aging and Disability Services shall allocate funds for a Centers for Excellence program. The department shall partner with an institution of higher education to promote positive outcomes for the residents of Long-Term Care facilities, identify best practices and improve service delivery. Not later than January 15, 2009, the department shall submit to the Legislature and the Governor a report which identifies progress made towards achieving these goals.
- 17. Limitation on MR State School Strategy Transfers.** The transfer of appropriations from Strategy A.8.1, MR State Schools Services, to any other strategy is limited to 5 percent without the prior approval of the Legislative Budget Board and the Governor.
- 18. State School Medicaid Revenues.**
- a. **Proportionality of Funds.** Pursuant to Article IX, Sec 6.08, Benefits Paid Proportional by Fund, payment for salaries, wages, and benefits for ICF/MR state school employees shall be proportional to the source of funds. The department shall develop a plan for the 2008-09 biennium which identifies the appropriate portion of state and federal funds for salaries, wages, and benefits for ICF/MR state school employees. This plan is subject to

DEPARTMENT OF AGING AND DISABILITY SERVICES

(Continued)

review by the Comptroller of Public Accounts and the Legislative Budget Board and shall be certified by the Chief Financial Officer of the department by October 1, 2007 prior to submission to the Legislative Budget Board.

The Department of Aging and Disability Services shall report quarterly to the Legislative Budget Board and the Governor on the distribution of ICF/MR state school revenues to other state agencies. This report shall be submitted no later than 25 days after the close of each quarter. The format and content of the report shall be prescribed by the Legislative Budget Board.

- b. **Quality Assurance Fee Funds - Informational Item.** Appropriations from the Quality Assurance Fee Funds in this Act total \$60,276,196 in fiscal year 2008 (including a UB from fiscal year 2007 estimated to be \$8,136,705) and \$58,672,618 in fiscal year 2009. Out of funds appropriated above in Strategy A.7.1, ICF/MR and A.8.1, State Schools Services, \$54,921,479 in fiscal year 2008 and \$53,284,905 in fiscal year 2009 in Quality Assurance Fee Funds are provided for mental retardation services. Estimated amounts of \$5,354,717 in fiscal year 2008 and \$5,387,713 in fiscal year 2009 are appropriated elsewhere in this Act for employee benefits for State School employees. Pursuant to Article IX, Sec. 6.08, Benefits Paid Proportional by Fund, benefits for State School Employees reflect the proportion by fund type as used for salaries.
- 19. **MR Residential Services Funded by General Revenue.** The Department of Aging and Disability Services shall refinance, with Medicaid funding, mental retardation residential services to Medicaid-eligible clients that are currently funded with general revenue. This refinancing effort shall include both public and private general revenue-funded programs. The department shall accomplish this refinancing through the use of Medicaid waiver programs, or, if necessary, the Intermediate Care Facility for the Mentally Retarded program. The department shall submit a report by October 1 of each year of the biennium to the Legislative Budget Board and the Governor that documents the number of persons and residential sites converted to Medicaid funding. The format of this report shall be prescribed by the Legislative Budget Board.
- 20. **State School Funding.** It is the intent of the Legislature that the department implement a single funding methodology for state schools which funds all state schools equitably and at a level which is adequate to maintain compliance with applicable federal standards. The methodology should be based on the number of residents in each school and the needs of those residents.
- 21. **Use of Timber Receipts for Capital Projects.** The Department of Aging and Disability Service is hereby authorized to sell timber located on department land. Revenues generated from the sale of timber, estimated at zero for the biennium, shall be deposited into the Texas Capital Trust Fund Account No. 543.
- 22. **State School Funding and Staffing Levels.** It is the intent of the Legislature that funding for state schools shall be based on the number of residents in each state school at the beginning of the fiscal year and the needs of those residents. Staffing patterns at state schools shall not reflect a census decline until a campus has realized a decline in census.
- 23. **Disposition of Construction Appropriation Related to Mental Retardation.** Construction appropriations may be used to pay salaries and travel expenses of department engineers and architects and administrative expenses of construction projects (but shall not exceed \$300,000 in a fiscal year that are paid out of G.O. Bonds); architect's and engineer's fees; and the actual travel expenses incurred by them or their representatives in making trips of inspection at the discretion of the department during construction, renovation, or repair of buildings and systems or the installation of fixed equipment. Job titles and rates of pay for such salaried positions of department personnel paid from construction appropriations shall conform with the Position Classification Plan and Classification Salary Schedule.
- 24. **Unexpended Construction Balances.** Any unexpended construction, repair, or renovation balances from previous appropriations, estimated to be \$7,412,004 from fiscal year 2007 to fiscal year 2008 and included in the method of finance above as General Obligation Bond proceeds and in Strategy A.9.1, Capital Repairs and Renovations, are hereby appropriated to the Department of Aging and Disability Services for the same purposes. At least 45 days prior to budgeting such appropriated funds, the Department of Aging and Disability Services shall

DEPARTMENT OF AGING AND DISABILITY SERVICES
(Continued)

report on the appropriated fund sources, amounts and year of appropriation and on the proposed use of these funds to the Legislative Budget Board and the Governor.

- 25. Unexpended Balances: ICF/MR Standards.** Except as otherwise provided, unexpended and unobligated balances, not to exceed \$5 million in General Revenue, remaining from appropriations for the first year of the biennium to the Department of Aging and Disability Services are appropriated to the department for the purpose of complying with Intermediate Care Facilities for the Mentally Retarded (ICF-MR) standards dealing with residential, non-residential, and community based mental retardation services. This paragraph does not apply to those unexpended and unobligated balances remaining from appropriations for the first year of the biennium that the department is authorized by this Act to retain for specific purposes in the second year of the biennium. The department shall notify the Legislative Budget Board and the Governor as to when the appropriation originated, why it is not needed, and how it will be used prior to budgeting and expending these balances.
- 26. MR Residential Placement Options.** Pursuant to § 533.038 of the Health and Safety Code, an individual with mental retardation or an individual's legally authorized representative seeking residential services shall receive a clear explanation of programs and services for which the individual is determined to be eligible, including state schools, community ICFs-MR, 1915(c) waiver services or other services, in order to ensure consumer choice. The programs and services that are explained shall be documented in the individual's record and acknowledged in writing by the individual or the individual's legally authorized representative. If the chosen programs or services are not available, the individual or the individual's legally authorized representative shall be given assistance in gaining access to alternative services and the selected waiting lists.

The department shall keep a central list of the number of openings available for each type of residential service. The department shall honor the program and services preferences of the person or the person's legally authorized representative to the maximum extent openings are available in a residential program or service for which the individual meets program criteria.

- 27. Appropriation and Unexpended Balances of Funds Recouped from Local Authorities.** Notwithstanding other provisions of this Act, any state funds appropriated for fiscal year 2008 recouped by the Department of Aging and Disability Services from a local mental retardation authority for failing to fulfill its performance contract with the State, are hereby appropriated to the department to reallocate to other local mental retardation authorities to use for a related purpose in fiscal year 2009. In conjunction with the reallocation of funds, the department shall provide a report to the Legislative Budget Board and the Governor on the amount of funds, the reasons for the recoupment, the local authorities involved, any performance contract requirements that were not met, and the purposes of the reallocation.
- 28. Expenditures on Bond Homes.** Expenditures made for the provision of client services in bond homes operated by the Department of Aging and Disability Services shall not exceed the approved reimbursement rates.
- 29. Appropriation and Unexpended Balances: Affordable Housing for the Elderly.** General Revenue Funds appropriated above include fees collected pursuant to § 394.902, Local Government Code, and § 101.022, Human Resources Code, as amended, for the purpose of promoting affordable housing for the elderly (\$500,000 for the biennium).

Any unexpended balances in fees collected to promote affordable housing for the elderly for the fiscal year ending August 31, 2008, may be carried forward into fiscal year 2009, and such balances are hereby appropriated.

In the event that actual and/or projected revenue collections are insufficient to offset the costs identified by this provision, the Legislative Budget Board may direct that the Comptroller of Public Accounts reduce the appropriation authority provided above to be within the amount of revenue expected to be available.

- 30. Reimbursement of Advisory Council Members.** Pursuant to Human Resources Code § 161.027, reimbursement of travel expenses for Aging and Disability Services Council members, out of funds appropriated above, is hereby authorized such that the sum total of all reimbursements for members of the council shall not exceed \$10,825 per fiscal year, at the rates specified in the general provisions of this Act.

DEPARTMENT OF AGING AND DISABILITY SERVICES
(Continued)

31. **Mexia State School Medicaid-decertified Beds.** It is the intent of the Legislature that all funds appropriated in Strategy A.8.1, MR State Schools Services, to fund beds at Mexia State School that have been decertified from Medicaid and related costs shall be distributed to Mexia State School.
32. **Appropriation: GR-Dedicated License Plates Account No. 5055.** Included in funds appropriated above in Strategy A.4.2, MR Community Services, is \$9,240 for the biennium in revenue generated from the sale of specialized "Special Olympics Texas" license plates and collected in GR-Dedicated Account No. 5055. Any balances on hand (estimated to be \$3,080) as well as any additional revenues generated in 08-09 by the sale of specialized "Special Olympics Texas" plates above \$9,240 are hereby appropriated to the agency for the 2008-09 biennium. It is the intent of the Legislature that these funds be expended for costs associated with training and with area and regional competitions of the Special Olympics Texas.
33. **Revolving Fund Services: Canteen Services and Sheltered Workshops.** Each of the mental retardation facilities under control and management of the Department of Aging and Disability Services (DADS), except the State Office, may establish, maintain and operate a canteen and a related canteen operation fund for the convenience of its residents, and DADS may maintain a revolving fund for its management responsibilities related to sheltered workshops. Out of funds appropriated above in Strategy A.8.1, MR State Schools Services, \$2,724,957 per fiscal year in General Revenue shall be allocated for the operation of canteen and sheltered workshops. In addition, DADS may also utilize agency-generated collections from Revenue Object Code 3767 Supplies/Equipment/Services - Federal/Other (estimated to be \$82,160 per fiscal year) and which are appropriated above as MR Revolving Fund Receipts (Other Funds) for the operation of canteen and sheltered workshops. The department shall provide information on related revenues, balances, contracts and profits to the Legislative Budget Board, Governor and Comptroller of Public Accounts. These revenues, expenditures and balances shall be reported and included in agency Operating Budgets, Legislative Appropriation Requests, and Annual Financial Reports. The timetable, format and content for additional monthly reports related to canteen operations and sheltered workshops shall be prescribed by the Legislative Budget Board.
34. **Guardianship Services.** Out of the funds appropriated above, the Department of Aging and Disability Services shall pay guardianship program caseworkers, supervisors and directors an amount not to exceed \$50 per month for work-related use of the personal cellular telephones.
35. **Waiting List Reduction.** Notwithstanding any other provision in this Act, the Department of Aging and Disability Services is directed to consider factors such as length of time on the interest/waiting list, size of waiting list, demographics, average cost, and crisis stabilization in providing services to waiting list clients on a program-specific basis.
36. **Appropriation: Medicaid Estate Recovery.** Funds deposited to the credit of Medicaid Estate Recovery (General Revenue - Dedicated Account No. 5109) above the Biennial Revenue Estimate are hereby appropriated to the Department of Aging and Disability Services for community-based care to provide to individuals who are on a waiting or interest list.
- This appropriation is contingent upon the department submitting a plan which details the number of clients to be served, estimated expenditures by method of financing by year, as well as any other information requested by the Legislative Budget Board. The plan shall be submitted to the Legislative Budget Board, the Governor, and the Comptroller of Public Accounts 30 days prior to any expenditure of the funds.
37. **Promoting Independence Plan.** Out of funds appropriated above in Strategy A.3.2, Home and Community-based Services, \$1,699,464 in General Revenue Funds in fiscal year 2008 and \$4,859,969 in General Revenue Funds in fiscal year 2009, and the associated Federal Funds, are set aside from funds appropriated for interest list reduction, for 240 individuals moving out of large intermediate care facilities and 120 children aging out of foster care.
38. **Alzheimer's Nursing Facility Medicaid Rate Add-On Study.** Out of funds appropriated above in Strategy A.6.1, Nursing Facility Payments, the Department of Aging and Disability Services shall conduct a study on an add-on rate for certified Alzheimer's units in nursing facilities. By September 1, 2008, the department shall report the results of the study to the Governor, Legislative Budget Board, and any other oversight committees deemed appropriate

DEPARTMENT OF AGING AND DISABILITY SERVICES
(Continued)

for possible implementation of the Alzheimer's nursing facility Medicaid Rate Add-on. The report shall specify the estimated cost of an add-on rate for certified Alzheimer's units in nursing facilities.

39. **Senior Corps Program.** Out of funds appropriated above in Strategy A.4.1, Non-Medicaid Services the Department of Aging and Disability Services shall use \$150,000 in General Revenue Funds per fiscal year to support the Texas Senior Corps Programs.
40. **Cost Comparison Report.** Out of funds appropriated above, the Department of Aging and Disability Services (DADS) shall develop a report for the Legislature analyzing state and federally funded residential and nonresidential services in Home and Community-based Services (HCS), Texas Home Living, and Intermediate Care Facilities for individuals with Mental Retardation and Related Conditions (ICF-MR/RC).
- a. The report shall include the following:
 - (1) the monthly average cost to the state per person for individuals residing in state-operated and non-state operated ICF-MR/RC by rate class and by facility size (small, medium and large);
 - (2) the combined average monthly cost to the state per person participating in the HCS and Texas Home Living Waivers: and
 - (3) a comparison of severity across settings by Level of Need (LON).
 - b. With respect to the cost to the state per person residing in a state operated ICF-MR/RC facility, the department shall include all costs, such as Statewide Indirect Cost Allocation Plan (SWICAP), Departmental Indirect Cost Allocation Plan (DICAP), maintenance and construction costs, employee benefit costs and other federally allowable administrative, medical and overhead costs. With respect to the cost to the state per person in state-operated ICF-MR/RC facilities, non-state operated ICF-MR/RC facilities, non-state operated ICF-MR/RC facilities and the HCS and Texas Home Living waivers, the department shall include all Medicaid costs that are not included in the waiver rate for those programs and all costs to administer and license those programs.
 - c. Cost for waiver recipients will cover the time a person enrolled in the waiver through the time they are terminated from waiver services. The cost for ICF/MR services will cover the time a person is admitted to the facility to the time of discharge unless the person is admitted to an ICF/MR or waiver within 60 days of discharge. In that case the Medicaid costs incurred during discharge will be counted toward the ICF/MR costs.

The report shall be submitted to the Eightieth Legislature no later than August 31, 2008.

41. **Services Under a 1915c Waiver.** It is the intent of the Legislature that, from the funds appropriated above, the Department of Aging and Disability Services shall provide services under a Section 1915(c) waiver program, other than a nursing facility waiver program to an individual, 21 years and younger, leaving a nursing facility if the individual:
- a. meets the eligibility requirements for that Section 1915(c) waiver program; and
 - b. in order to leave the nursing facility, requires services that are available only under that Section 1915(c) waiver program.
42. **Services under HCS Waiver Program.** It is the intent of the Legislature that, from the funds appropriated above, if an individual 21 years and younger, seeking to leave an intermediate care facility for the mentally retarded, has been offered services under the HCS (Home and Community-based Services) waiver program, the Department of Aging and Disability Services may provide services to the individual under another Section 1915(c) waiver program if the individual leaving the facility:
- a. is determined to be ineligible for the services provided under the HCS waiver program; and
 - b. meets the eligibility requirements for and needs services provided under another Section 1915(c) waiver program.

DEPARTMENT OF AGING AND DISABILITY SERVICES
(Continued)

- 43. Promoting Community Services for Children.** It is the intent of the Legislature, out of funds appropriated above, to provide opportunities for children (under the age of 22) residing in community intermediate care facilities for the mentally retarded to transition to families during the 2008-09 biennium. To facilitate such transitions when requested by parent/guardian, funding for up to 50 children residing in community intermediate care facilities for the mentally retarded may be transferred from the Strategy A.7.1, Intermediate Care Facilities - MR, to Community Care Services strategies to cover the cost of the shift in services. The Executive Commissioner may develop rules that would allow decertification of the ICF/MR beds upon such transition to prevent additional costs being incurred.
- 44. Appropriation: Quality Assurance Fees.** The Department of Aging and Disability Services is hereby appropriated revenue generated above the amounts identified in the Comptroller of Public Account's Biennial Revenue Estimate for General Revenue Dedicated - Quality Assurance Account No. 5080, for deposit in Strategy A.8.1, MR State Schools Services, for the purpose of funding state school services. At least 30 days prior to budgeting or expending the funds appropriated herein, the department must submit a plan to the Legislative Budget Board, the Governor, and the Comptroller of Public Accounts. The plan must indicate the purposes for which the funds will be used, the amounts that will be budgeted for each purpose, and the specific amount of any rate increase that will be given. The plan shall be submitted in a format specified by the Legislative Budget Board.
- 45. Waiver Program Cost Limits.**
- a. Individual Cost Limits for Waiver Programs. It is the intent of the Legislature that the Department of Aging and Disability Services comply with the cost-effectiveness requirements of the Centers for Medicare and Medicaid Services and set the individual cost limit for each waiver program as follows:
 - (1) Community-Based Alternatives Program: 200 percent of the reimbursement rate that would have been paid for that same individual to receive services in a nursing facility;
 - (2) Medically Dependent Children Program: 50 percent of the reimbursement rate that would have been paid for that same individual to receive services in a nursing facility;
 - (3) Consolidated Waiver Program: 200 percent of the reimbursement rate that would have been paid for that same individual age 21 or over to receive services in a nursing facility, 50 percent of the reimbursement rate that would have been paid for that same individual under age 21 to receive services in a nursing facility, or 200 percent of the estimated annualized per capita cost of providing services in an Intermediate Care Facility/Mental Retardation (ICF/MR), as applicable;
 - (4) Community Living Assistance and Support Services Program: 200 percent of the estimated annualized per capita cost of providing services in an ICF/MR to an individual qualifying for an ICF/MR Level of Care VIII;
 - (5) Deaf-Blind with Multiple Disabilities Program: 200 percent of the estimated annualized per capita cost of providing services in an ICF/MR to an individual qualifying for an ICF/MR Level of Care VIII; and
 - (6) Home and Community-based Services Program: 200 percent of the reimbursement rate that would have been paid for that same individual to receive services in an ICF/MR or 200 percent of the estimated annualized per capita cost for ICF/MR services, whichever is greater.
 - b. Use of General Revenue Funds for Services.
 - (1) Out of funds appropriated above, the department is authorized to use general revenue funds to pay for services if:
 - (i) the cost of such services exceeds the individual cost limit specified in a medical assistance waiver program listed above;

DEPARTMENT OF AGING AND DISABILITY SERVICES
(Continued)

- (ii) federal financial participation is not available to pay for such services; and
 - (iii) the department determines that:
 - (a) the person's health and safety cannot be protected by the services provided within the individual cost limit established for the program; and
 - (b) there is no other available living arrangement in which the person's health and safety can be protected, as evidenced by:
 - i) an assessment conducted by clinical staff of the department; and
 - ii) supporting documentation, including the person's medical and service records.
- (2) Out of funds appropriated above, the department shall use general revenue funds to continue to provide services to a person who was receiving medical assistance waiver program services on September 1, 2005, at a cost that exceeded the individual cost limit specified in the medical assistance waiver program, if:
- (i) federal financial participation is not available to pay for such services; and
 - (ii) continuation of those services is necessary for the person to live in the most integrated setting appropriate to the needs of the person.
- (3) Notwithstanding the limitation of Medicaid transfer authority found elsewhere in this Act, the department is allowed to transfer funds from certain Medicaid strategies to non-Medicaid strategies A.4.1 and A.4.2.
- (4) The department shall report to the Legislative Budget Board and Governor by October 1 of each year of the biennium on the number and costs of individuals served from general revenue funds as a result of this rider.
- c. Use of Utilization Management and Utilization Review Practices. The department shall employ utilization management and utilization review practices as necessary to ensure that the appropriate scope and level of services are provided to individuals receiving services in Medicaid 1915(c) waivers administered by the department and to ensure compliance with the cost-effectiveness requirements of the Centers for Medicare and Medicaid Services.

- 46. Appropriation Authority for Senate Joint Resolution 65 and Senate Bill 2033 General Obligation Bond Proceeds.**¹² Included in amounts appropriated above in Strategy A.9.1, Capital Repairs and Renovations, in fiscal year 2008 is \$39,760,811 in general obligation bond proceeds for projects for the Department of Aging and Disability Services as described in Article IX, Sec.19.71, Contingency for Senate Joint Resolution 65 and Senate Bill 2033, Eightieth Legislature, 2007 Regular Session. Such appropriation is contingent upon approval of a proposition by Texas voters in November 2007 as authorized by Senate Joint Resolution 65.

All projects funded herein with general obligation bond proceeds are subject to approval by the Legislative Budget Board prior to issuance of the bond proceeds by the Texas Public Finance Authority. Any unexpended and unobligated balances in general obligation bond proceeds described herein and remaining as of August 31, 2008 are hereby appropriated for the fiscal year beginning September 1, 2008 for the same purpose(s).

¹² Incorporates Article IX, § 19.71, of this Act, relating to the contingent appropriation of general obligation bond proceeds, subject to the approval of a proposition by Texas voters as authorized by SJR 65, 80th Legislature, Regular Session, resulting in a \$39,760,811 increase for the biennium.

DEPARTMENT OF ASSISTIVE AND REHABILITATIVE SERVICES

	For the Years Ending	
	August 31, 2008	August 31, 2009
Method of Financing:		
<u>General Revenue Fund</u>		
General Revenue Fund	\$ 11,220,986	\$ 11,376,648
GR Match for Medicaid	1,827,602	1,915,765
GR for Vocational Rehabilitation	51,442,727	54,187,339
GR Certified as Match for Medicaid	25,839,704	27,220,922
General Revenue for ECI	2,284,391	847,485
Subtotal, General Revenue Fund	<u>\$ 92,615,410</u>	<u>\$ 95,548,159</u>
<u>General Revenue Fund - Dedicated</u>		
Comprehensive Rehabilitation Account No. 107	11,285,064	11,285,064
Business Enterprise Program Account No. 492	1,539,740	1,539,740
Business Enterprise Program Trust Fund Account No. 5043	523,220	523,219
I Love Texas License Plate Acct. No. 5086, estimated	11,736	11,736
Subtotal, General Revenue Fund - Dedicated	<u>\$ 13,359,760</u>	<u>\$ 13,359,759</u>
Federal Funds	441,775,762	467,176,409
<u>Other Funds</u>		
Appropriated Receipts	195,997	195,997
Interagency Contracts	654,107	654,107
Interagency Contracts - Transfer from Foundation School Fund No. 193	16,498,102	16,498,102
Universal Services Fund Reimbursements	671,556	671,556
Subrogation Receipts	276,000	276,000
Interagency Contracts for VR	544,652	544,652
Appropriated Receipts for VR	42,658	42,658
Subtotal, Other Funds	<u>\$ 18,883,072</u>	<u>\$ 18,883,072</u>
Total, Method of Financing	<u>\$ 566,634,004</u>	<u>\$ 594,967,399</u>
Other Direct and Indirect Costs Appropriated Elsewhere in this Act		
	\$ 36,007	\$ 35,748
This bill pattern represents an estimated 100% of this agency's estimated total available funds for the biennium.		
Number of Full-Time-Equivalents (FTE):¹	3,170.6	3,210.8
Schedule of Exempt Positions:		
Commissioner, Group 5 ²	\$132,600	\$132,600
Items of Appropriation:		
A. Goal: CHILDREN WITH DISABILITIES		
Ensure Children and Their Families Reach Their Developmental Goals.		
A.1.1. Strategy: ECI ELIGIBILITY AWARENESS Ensure Eligible Children Are Identified.	\$ 609,739	\$ 609,739
A.1.2. Strategy: ECI ELIGIBILITY DETERMINATION Eligibility Determination Services.	\$ 43,111,554	\$ 44,108,228
A.1.3. Strategy: ECI COMPREHENSIVE SERVICES Administer System of Comprehensive Services.	\$ 111,701,625	\$ 116,246,368
A.1.4. Strategy: ECI RESPITE SERVICES Respite Services.	\$ 400,000	\$ 400,000
A.1.5. Strategy: ENSURE QUALITY ECI SERVICES Ensure Quality ECI Services by Training, Evaluation and Assistance.	\$ 1,810,651	\$ 1,810,652
A.2.1. Strategy: HABILITATIVE SERVICES FOR CHILDREN Habilitative Services for Blind and Visually Impaired Children.	<u>\$ 3,006,088</u>	<u>\$ 3,006,088</u>
Total, Goal A: CHILDREN WITH DISABILITIES	<u>\$ 160,639,657</u>	<u>\$ 166,181,075</u>

¹ Incorporates Article IX, § 18.02 (c), of this Act, relating to data center consolidation, which reduces the FTE cap by 10.0 each fiscal year of the biennium.

² Salary amount increased from \$130,000, pursuant to Article IX, § 3.05 (c).

DEPARTMENT OF ASSISTIVE AND REHABILITATIVE SERVICES

(Continued)

B. Goal: PERSONS WITH DISABILITIES		
Rehabilitation Services for Persons with Disabilities.		
B.1.1. Strategy: INDEPENDENT LIVING SERVICES - BLIND	\$ 2,407,214	\$ 2,407,213
B.1.2. Strategy: BLINDNESS EDUCATION Blindness Education, Screening and Treatment Program.	\$ 490,774	\$ 490,774
B.1.3. Strategy: VOCATIONAL REHABILITATION - BLIND Voc Rehab Services for Persons Who are Blind or Visually Impaired.	\$ 44,674,564	\$ 47,538,289
B.1.4. Strategy: BUSINESS ENTERPRISES OF TEXAS Provide Employment in Food Service Industry for Persons Who are Blind.	\$ 2,166,655	\$ 2,166,655
B.1.5. Strategy: BUSN ENTERPRISES OF TEX TRUST FUND Admin Trust Funds for Retirement & Benefits. Est & Nontransferrable.	\$ 523,220	\$ 523,219
B.2.1. Strategy: CONTRACT SERVICES - DEAF Contract For Services for Persons Who Are Deaf or Hard of Hearing.	\$ 2,258,453	\$ 2,258,453
B.2.2. Strategy: EDUC, TRAINING, CERTIFICATION-DEAF Ensure the Quality of Programs through Educ., Training, & Regulation.	\$ 629,899	\$ 629,897
B.2.3. Strategy: TELEPHONE ACCESS ASSISTANCE Ensure Telephone Access for Deaf and Persons with Other Disabilities.	\$ 671,556	\$ 671,556
B.3.1. Strategy: VOCATIONAL REHABILITATION - GENERAL Rehabilitate & Place People w/Disabilities in Competitive Employment.	\$ 195,589,343	\$ 205,195,428
B.3.2. Strategy: INDEPENDENT LIVING CENTERS Work w/Independent Living Centers & State Independent Living Council.	\$ 1,939,283	\$ 1,939,283
B.3.3. Strategy: INDEPENDENT LIVING SERVICE - GEN Provide Consumer-driven Independent Living Services.	\$ 4,479,525	\$ 4,476,030
B.3.4. Strategy: COMPREHENSIVE REHABILITATION Provide Services to People with Spinal Cord/Traumatic Brain Injuries.	<u>\$ 12,799,364</u>	<u>\$ 12,799,364</u>
Total, Goal B: PERSONS WITH DISABILITIES	<u>\$ 268,629,850</u>	<u>\$ 281,096,161</u>
C. Goal: DISABILITY DETERMINATION		
Provide Disability Determination Services within SSA Guidelines.		
C.1.1. Strategy: DISABILITY DETERMINATION SVCS (DDS) Determine Federal SSI and SSDI Eligibility.	\$ 110,604,852	\$ 120,780,614
D. Goal: PROGRAM SUPPORT		
D.1.1. Strategy: CENTRAL PROGRAM SUPPORT	\$ 11,167,483	\$ 11,167,485
D.1.2. Strategy: REGIONAL PROGRAM SUPPORT	\$ 1,157,677	\$ 1,157,677
D.1.3. Strategy: OTHER PROGRAM SUPPORT	\$ 5,622,473	\$ 5,622,474
D.1.4. Strategy: IT PROGRAM SUPPORT Information Technology Program Support.	<u>\$ 5,459,155</u>	<u>\$ 5,459,157</u>
Total, Goal D: PROGRAM SUPPORT	<u>\$ 23,406,788</u>	<u>\$ 23,406,793</u>
E. Goal: WAITING/INTEREST LIST: REDUCE		
Waiting and Interest List: Reduce.		
E.1.1. Strategy: WAITING/INTEREST LIST: REDUCE Waiting and Interest List: Reduce.	\$ 3,352,857	\$ 3,502,756
Grand Total, DEPARTMENT OF ASSISTIVE AND REHABILITATIVE SERVICES	<u>\$ 566,634,004</u>	<u>\$ 594,967,399</u>

DEPARTMENT OF ASSISTIVE AND REHABILITATIVE SERVICES
(Continued)

Object-of-Expense Informational Listing:

Salaries and Wages	\$ 128,975,946	\$ 130,671,293
Other Personnel Costs	5,292,245	5,400,839
Professional Fees and Services	13,216,450	13,561,680
Fuels and Lubricants	130,817	130,908
Consumable Supplies	2,181,000	2,177,880
Utilities	4,209,245	4,271,988
Travel	3,364,853	3,401,317
Rent - Building	8,231,104	8,415,816
Rent - Machine and Other	2,891,423	2,910,116
Other Operating Expense	26,801,668	28,438,979
Client Services	228,024,799	246,814,288
Grants	141,623,328	146,573,932
Capital Expenditures	<u>1,691,126</u>	<u>2,198,363</u>
Total, Object-of-Expense Informational Listing	<u>\$ 566,634,004</u>	<u>\$ 594,967,399</u>

Estimated Allocations for Employee Benefits and Debt
Service Appropriations Made Elsewhere in this Act:

Employee Benefits

Retirement	\$ 8,307,758	\$ 8,541,779
Group Insurance	23,406,364	24,214,350
Social Security	10,494,205	10,789,761
Benefits Replacement	<u>1,239,137</u>	<u>1,177,181</u>
Subtotal, Employee Benefits	<u>\$ 43,447,464</u>	<u>\$ 44,723,071</u>

Debt Service

Lease Payments	<u>\$ 2,339,965</u>	<u>\$ 2,281,547</u>
----------------	---------------------	---------------------

Total, Estimated Allocations for Employee
Benefits and Debt Service Appropriations Made
Elsewhere in this Act

\$ 45,787,429 \$ 47,004,618

1. **Performance Measure Targets.** The following is a listing of the key performance target levels for the Department of Assistive and Rehabilitative Services. It is the intent of the Legislature that appropriations made by this Act be utilized in the most efficient and effective manner possible to achieve the intended mission of the Department of Assistive and Rehabilitative Services. In order to achieve the objectives and service standards established by this Act, the Department of Assistive and Rehabilitative Services shall make every effort to attain the following designated key performance target levels associated with each item of appropriation.

	<u>2008</u>	<u>2009</u>
A. Goal: CHILDREN WITH DISABILITIES		
Outcome (Results/Impact):		
Percent of Population under Age Three Served	3.83%	3.93%
A.1.2. Strategy: ECI ELIGIBILITY DETERMINATION		
Output (Volume):		
Number of Children Receiving Follow Along Services	7,500	7,654
Number of Children Receiving Eligibility Services	50,261	51,601
A.1.3. Strategy: ECI COMPREHENSIVE SERVICES		
Output (Volume):		
Number of Children Served in Comprehensive Services	52,952	55,141
Efficiencies:		
Average Cost Per Child: Comprehensive Services State and Federal Funds	2,081	2,081
A.1.4. Strategy: ECI RESPITE SERVICES		
Output (Volume):		
Number of Children Receiving Respite Services	1,000	1,000
A.1.5. Strategy: ENSURE QUALITY ECI SERVICES		
Output (Volume):		
Number of Training and Technical Assistance Events Provided	230	230
A.2.1. Strategy: HABILITATIVE SERVICES FOR CHILDREN		
Output (Volume):		
Number of Children Receiving Habilitative Services	3,100	3,100

DEPARTMENT OF ASSISTIVE AND REHABILITATIVE SERVICES
(Continued)

Efficiencies:		
Average Cost Per Child Served	970	970
B. Goal: PERSONS WITH DISABILITIES		
Outcome (Results/Impact):		
Percent of VR-Blind Consumers Who Achieve Employment Outcomes	72%	72%
Percent of VR-General Consumers Who Achieve Employment Outcomes	55.8%	55.8%
B.1.1. Strategy: INDEPENDENT LIVING SERVICES - BLIND		
Output (Volume):		
Number of Consumers Served	4,362	4,362
Efficiencies:		
Average Cost Per Consumer Served	552	552
B.1.2. Strategy: BLINDNESS EDUCATION		
Output (Volume):		
Number of Individuals Receiving Screening and Treatment Services in the BEST Program	7,644	7,644
Efficiencies:		
Average Cost Per Individual Receiving Screening and Treatment Services in the BEST Program	64	64
B.1.3. Strategy: VOCATIONAL REHABILITATION - BLIND		
Output (Volume):		
Number of Consumers Served	9,898	10,334
Efficiencies:		
Average Cost Per Consumer Served	4,513	4,600
B.1.4. Strategy: BUSINESS ENTERPRISES OF TEXAS		
Output (Volume):		
Number of Indiv. Employed by BET Businesses (Managers and Employees)	1,260	1,265
B.2.2. Strategy: EDUC, TRAINING, CERTIFICATION-DEAF		
Output (Volume):		
Number of Consumers Educated and Interpreters Trained	700	700
Efficiencies:		
Average Time for Ethics Complaint Resolution (Certified Interpreter): Days	90	90
B.2.3. Strategy: TELEPHONE ACCESS ASSISTANCE		
Output (Volume):		
Number of Equipment/Service Vouchers Issued	16,530	16,530
B.3.1. Strategy: VOCATIONAL REHABILITATION - GENERAL		
Output (Volume):		
Number of Consumers Served	87,534	90,075
Number of Consumers Who Achieved Employment Outcomes	13,306	13,692
Efficiencies:		
Cost Per Consumer Served	4,399	4,486
B.3.2. Strategy: INDEPENDENT LIVING CENTERS		
Output (Volume):		
Number of People Receiving Services from Independent Living Centers	9,170	9,170
B.3.3. Strategy: INDEPENDENT LIVING SERVICE - GEN		
Output (Volume):		
Number of People Receiving DRS Supported Independent Living Services	2,023	2,024
B.3.4. Strategy: COMPREHENSIVE REHABILITATION		
Output (Volume):		
People Receiving Comprehensive Rehabilitation Services	401	401
Efficiencies:		
Cost Per CRS Consumer	31,919	31,919
C. Goal: DISABILITY DETERMINATION		
Outcome (Results/Impact):		
Percent of Case Decisions That Are Accurate	90.6%	90.6%
C.1.1. Strategy: DISABILITY DETERMINATION SVCS (DDS)		
Output (Volume):		
Number of Disability Cases Determined	323,692	336,640
Efficiencies:		
Cost Per Disability Case Determination	342	359

DEPARTMENT OF ASSISTIVE AND REHABILITATIVE SERVICES
(Continued)

2. **Capital Budget.**³ None of the funds appropriated above may be expended for capital budget items except as listed below. The amounts shown below shall be expended for the purposes shown and are not available for expenditures for other purposes. Amount appropriated above have been identified in this provision as appropriations either for "Lease Payments to Master Lease Purchase Program" or for items with an "(MLPP)" notation shall be expended only for the purpose of making lease-purchase payments to the Texas Public Finance Authority pursuant to the provisions of Government Code § 1232.103.

	2008	2009
a. Repair or Rehabilitation of Buildings and Facilities		
(1) HVAC Boiler Replacement	\$ 191,000	\$ 0
(2) Building Maintenance	150,000	353,000
(3) Lighting Retrofit	190,000	0
(4) Roof Replacement	0	560,000
(5) Retrofit of Computer Center at DARS Building	\$ 100,000	\$ 0
Total, Repair or Rehabilitation of Buildings and Facilities	\$ 631,000	\$ 913,000
b. Acquisition of Information Resource Technologies		
(1) Seat Management Services	2,000,000	2,000,000
(2) Infrastructure and Development Platform Refresh	840,401	839,346
(3) Consumer Case Management System	800,960	0
(4) Data Center Consolidation	\$ 2,077,884	\$ 2,074,930
Total, Acquisition of Information Resource Technologies	\$ 5,719,245	\$ 4,914,276
c. Transportation Items		
(1) Vehicles	\$ 46,500	\$ 47,500
d. Acquisition of Capital Equipment and Items		
(1) Establish and Refurbish Food Service Facilities	\$ 340,000	\$ 340,000
Total, Capital Budget	\$ 6,736,745	\$ 6,214,776

Method of Financing (Capital Budget):

<u>General Revenue Fund</u>		
General Revenue Fund	\$ 61,381	\$ 61,294
GR for Vocational Rehabilitation	385,360	384,812
Subtotal, General Revenue Fund	\$ 446,741	\$ 446,106
GR Dedicated - Business Enterprise Program		
Account No. 492	3,676	3,671
Federal Funds	6,277,891	5,756,574
Universal Services Fund Reimbursements	8,437	8,425
Total, Method of Financing	\$ 6,736,745	\$ 6,214,776

3. **Reimbursement of Advisory Committee Members.** Pursuant to Government Code § 2110.004, reimbursement of expenses for advisory committee members, out of funds appropriated above, not to exceed the amounts stated below per fiscal year, is limited to the following advisory committees:

Early Childhood Intervention Advisory Council	\$16,650
Elected Committee of Managers	\$16,000
Board for Evaluation of Interpreters	\$ 4,500
Rehabilitation Council of Texas	\$58,350

³ Incorporates Article IX, § 18.02 (e), of this Act, relating to data center consolidation, which requires data center services expenditures to be categorized as a capital budget item.

DEPARTMENT OF ASSISTIVE AND REHABILITATIVE SERVICES

(Continued)

To the maximum extent possible, the department shall encourage the use of videoconferencing and teleconferencing and shall schedule meetings and locations to facilitate the travel of participants so that they may return the same day and reduce the need to reimburse members for overnight stays.

4. **Reimbursement of Advisory Council Members.** Pursuant to Human Resources Code §117.027, reimbursement of expenses for Assistive and Rehabilitative Services Council members, out of funds appropriated above, is hereby authorized such that the sum total of all reimbursements for members of the Council shall not exceed \$33,182 per fiscal year.
5. **Notification of Federal Funds Distribution.**
 - a. **Redirection of General Revenue Funds.** The Department of Assistive and Rehabilitative Services (DARS) shall notify the Legislative Budget Board and the Governor by letter of its intent to redirect General Revenue Funds to obtain additional federal funds for the Vocational Rehabilitation program. The notification shall include the original purpose and item of appropriation for which the General Revenue Funds were appropriated, and the effect on measures and/or full-time equivalent positions for all affected strategies. The notification shall be made at least 30 days prior to requesting additional federal funding for the Vocational Rehabilitation program. Furthermore, it is the intent of the Legislature that no federal funds be drawn and expended by utilizing as matching funds any General Revenue Funds appropriated for the subsequent state fiscal year.
 - b. **Budgeting of Additional Federal Dollars.** DARS shall notify the Legislative Budget Board and the Governor by letter at least 14 days prior to the budgeting of more than \$200,856,838 in fiscal year 2008 and \$210,582,116 in fiscal year 2009 in federal Vocational Rehabilitation funds (CFDA 84.126) included in the "Method of Financing" above. Amounts noted above include any amounts expended in fiscal year 2008 or 2009 that were carried forward from the previous year's allotments.
6. **Other Reporting Requirements.**
 - a. **Federal Reports.** The Department of Assistive and Rehabilitative Services shall submit the following information to the Legislative Budget Board and the Governor no later than the date the respective report is submitted to the federal government:
 - (1) Notification of proposed State Plan amendments or waivers for Vocational Rehabilitation (CFDA 84.126), and Early Childhood Intervention Services [Special Education Grants for Infants and Families with Disabilities (CFDA 84.181) and Developmental Rehabilitation Services (Medicaid)] and any other federal grant requiring a state plan. State Plan amendments and waiver submissions shall also be provided to the Senate Health and Human Services, House Human Services, and House Public Health committees.
 - (2) A copy of each report or petition submitted to the federal government relating to Vocational Rehabilitation (CFDA 84.126), and Early Childhood Intervention Services [Special Education Grants for Infants and Families with Disabilities (CFDA 84.181) and Developmental Rehabilitation Services (Medicaid)].
 - (3) Any other federal reports requested by the Legislative Budget Board or the Governor.
 - b. **Federal Issues.** The Department of Assistive and Rehabilitative Services shall notify the Legislative Budget Board and the Governor on a timely basis about emerging issues that could result in the loss of more than \$1 million in federal revenue assumed in the Appropriations Act.
 - c. **Monthly Financial Reports.** The Department of Assistive and Rehabilitative Services shall submit the following information to the Legislative Budget Board and the Governor on a monthly basis:
 - (1) Information on appropriated, budgeted, expended, and projected funds, by strategy and method of finance.

DEPARTMENT OF ASSISTIVE AND REHABILITATIVE SERVICES
(Continued)

- (2) A report detailing revenues, expenditures, and balances for earned federal funds as of the last day of the prior month.
- (3) Narrative explanations of significant budget adjustments, ongoing issues, and other items as appropriate.
- (4) Any other information requested by the Legislative Budget Board or the Governor.

The monthly reports shall be prepared in a format specified by the Legislative Budget Board and the Governor.

7. **Maintenance of Effort (MOE) and Matching Funds Reporting Requirement.** The Department of Assistive and Rehabilitative Services (DARS) shall report quarterly to the Legislative Budget Board and the Governor on state funds used for match and maintenance of effort (MOE) for federal Vocational Rehabilitation (CFDA 84.126) funds and state funds used for MOE for federal Special Education Grants for Infants and Families with Disabilities (CFDA 84.181) funds. Each report shall detail funds for the current fiscal year and at least the two previous fiscal years. The reports shall specify:

- a. State funds within and outside the department's budget used for match and MOE.
- b. Federal Funds within and outside the department's budget matched by state funds identified in the previous section.

The reports shall be prepared in a format specified by the Legislative Budget Board.

8. **Reporting on Early Childhood Intervention.** The Department of Assistive and Rehabilitative Services shall submit the following to the Legislative Budget Board, the Governor, and the Health and Human Services Commission, as it relates to Strategies A.1.1, A.1.2, A.1.3, and A.1.5, Early Childhood Intervention Awareness and Services:

- a. a copy of the CMS64 Medicaid report. Such reports shall be submitted no later than the date the report is submitted to the federal government,
- b. a monthly report that details:
 - (1) by provider and month of service: the Number of Referrals, Number of Eligibility Determinations, Number of Children Receiving Follow Along Services, Total Number of Children Served in Comprehensive Services, and Total Number of Medicaid-Enrolled Children Served in Comprehensive Services,
 - (2) statewide and by month of service: the Number of Referrals, Number of Eligibility Determinations, Number of Children Receiving Follow Along Services, Total Number of Children Served in Comprehensive Services, and Total Number of Medicaid-Enrolled Children Served in Comprehensive Services,
 - (3) by provider and month of service: the total amount reimbursed for eligibility determinations, follow along services, comprehensive services, and Medicaid enrolled children served in comprehensive services (based on cost allocations or other appropriate methodology),
 - (4) by provider and month of service: the number of hours of service delivered by service type and Medicaid v. Non-Medicaid within each service type,
 - (5) by provider and month of service: the number of children eligible for Medicaid, TANF, CHIP, and Other funding for comprehensive services,
- c. a quarterly report that details by provider and month of service: the total amount collected from private insurance,
- d. an annual report that details by provider and month of service: the total amount reimbursed to each provider by Method of Finance and budget category, and total number of children served,

DEPARTMENT OF ASSISTIVE AND REHABILITATIVE SERVICES
(Continued)

- e. the amounts for all early intervention services, by Medicaid source including Developmental Rehabilitation Services, projected annually, claimed and collected quarterly by the agency and local contractors,
- f. and any other information requested by the Legislative Budget Board or the Governor.

The reports shall be prepared in a format specified by the Legislative Budget Board.

9. Funding for Early Childhood Intervention (ECI) Services at the Department of Assistive and Rehabilitative Services.

- a. Within the biennium, if it becomes necessary in order to qualify for federal funds, the Commissioner of the Department of Assistive and Rehabilitative Services (DARS) shall certify, by February 1 of each fiscal year of the biennium, to the Executive Commissioner of Health and Human Services that revenues needed to continue to serve all eligible children in Strategies A.1.1, A.1.2, A.1.3, and A.1.5, Early Childhood Intervention Awareness and Services, will exceed available revenue. The Executive Commissioner of Health and Human Services shall evaluate the projected need and make a determination within 30 days as to whether a transfer of funds will be necessary. DARS shall supply the following information to the Legislative Budget Board, the Governor, and the Executive Commissioner of Health and Human Services at the time of any authorization of additional need:
 - (1) Caseload and average cost projections showing the additional need;
 - (2) An evaluation of other possible available funding sources that DARS has considered, including federal education funding at the Texas Education Agency, other federal funding sources, and any other possible source;
 - (3) An evaluation of the availability and continuation of local funding sources to address the funding need; and
 - (4) Documentation of the agency's efforts to seek additional funding based on:
 - i. Cost-sharing by clients;
 - ii. Cost control measures;
 - iii. Maximizing coverage under Medicaid and the Children's Health Insurance Program;
 - iv. Third party recovery;
 - v. Examining the developmental delay criteria; and
 - vi. Maximizing local commitments.

All transfers made shall be subject to the prior approval of the Governor and Legislative Budget Board.

- b. The Department of Assistive and Rehabilitative Services, in coordination with the Health and Human Services Commission, shall maintain procedures and monitor contractors for compliance to ensure that third-party resources and Medicaid are billed for eligible services provided in Strategies A.1.1, A.1.2, A.1.3, and A.1.5, Early Childhood Intervention Awareness and Services.
 - c. It is the intent of the Legislature that the Department of Assistive and Rehabilitative Services maintain procedures for the selection of providers and renewal of provider contracts based on "best value" practices that maximize the use of federal, private, and local funding.
- 10. Respite Care for Families.** It is the intent of the Legislature that any General Revenue Funds appropriated for the biennium for the purpose of providing respite care for families shall not be included in the State's maintenance of effort (MOE) for the federal Individuals with Disabilities Education Act (IDEA), Part C grant.
- 11. Education Funding.** Included in the Method of Financing in Other Funds above is \$16,498,102 in fiscal year 2008 and \$16,498,102 in fiscal year 2009 set aside from the Special Education Allotment and transferred to the Department of Assistive and Rehabilitative Services. Prior to expenditure of Other Funds received through interagency contract with the Texas Education Agency, the agency shall report in writing to the Governor and the Legislative Budget Board the amount of funds the agency intends to allocate to each local

DEPARTMENT OF ASSISTIVE AND REHABILITATIVE SERVICES
(Continued)

provider, the number of children each local provider is expected to serve, and details of the amount of funds that will be allocated for each of the following: eligibility determination services, comprehensive services and transition services.

The Department of Assistive and Rehabilitative Services is hereby required to enter into a Memorandum of Understanding (MOU) with the Texas Education Agency for the purpose of providing funds to ECI contractors for eligibility determination services, including the initial determination of eligibility and subsequent eligibility assessments occurring after the initial individualized family service plan, comprehensive services and transition services, as specified. The MOU may include other provisions the agencies deem necessary. DARS shall provide a signed copy of the Memorandum of Understanding to the Legislative Budget Board and the Governor, no later than October 1, 2007 and October 1, 2008.

- 12. Medical Assistance Payments.** General Revenue Funds appropriated hereinabove for Medicaid services (GR Match for Medicaid and GR Certified as Match for Medicaid) may be carried over from fiscal year 2008 to fiscal year 2009 and used for the same purpose.

- 13. Limitation: Transfer Authority for Early Childhood Intervention (ECI) Strategies.** Notwithstanding the transfer provisions in the general provisions (general transfer provisions) of this Act, none of the funds appropriated by this Act to the Department of Assistive and Rehabilitative Services (DARS) for the following ECI strategies, ECI Awareness and Services:

- a. A.1.1, ECI Eligibility Awareness;
- b. A.1.2, ECI Eligibility Determination;
- c. A.1.3, ECI Comprehensive Services;
- d. A.1.4, ECI Respite Services; and
- e. A.1.5, Ensure Quality ECI Services

may be transferred to any other item of appropriation or expended for any other purpose other than the specific purpose for which the funds are appropriated without the prior written approval of the Legislative Budget Board and the Governor; however funds may be transferred between ECI strategies in accordance with other provisions of this Act, including the general transfer provisions.

- 14. Appropriation: Unexpended Balances in Interagency Contracts for Administrative Fees.** Unexpended and unobligated balances remaining as of August 31, 2007, in the appropriation of Interagency Contracts for Administrative Fees made to the Department of Assistive and Rehabilitative Services (DARS) by Senate Bill 1, Seventy-ninth Legislature, for the purpose of specialized projects for individuals who are hard of hearing, are hereby appropriated to DARS and included in amounts above in Strategy B.2.2, Education, Training, & Certification - Deaf, for the biennium beginning September 1, 2007, and any unexpended balances remaining as of August 31, 2008 are appropriated for the same purpose for the fiscal year beginning September 1, 2008 (estimated to be \$0).

- 15. Appropriation: Unexpended Balances in Summer Camp Program.** Any unexpended and unobligated balances remaining as of August 31, 2007, in the appropriation made to the Department of Assistive and Rehabilitative Services (DARS) by Senate Bill 1, Seventy-ninth Legislature, Regular Session, Article IX, General Provisions, Acceptance of Gifts of Money, are hereby appropriated to DARS, and included in amounts above in Strategy B.2.2, Education, Training, & Certification - Deaf, for the biennium beginning September 1, 2007, for the purpose of expenses related to the Summer Camp Program (estimated to be \$0). Unexpended and unobligated balances remaining as of August 31, 2008, in the Summer Camp program are hereby appropriated to DARS for fiscal year 2009, and included in amounts above in Strategy B.2.2, Education, Training, & Certification - Deaf, for use in the Summer Camp Program (estimated to be \$0).

- 16. Unexpended Balances for the Board of Evaluation of Interpreters (BEI) Program.** Unexpended and unobligated balances remaining as of August 31, 2007, in certification fees for Strategy B.2.2, Education, Training, & Certification - Deaf, made to the Department of Assistive and Rehabilitative Services (DARS), are hereby appropriated to DARS, for the fiscal year beginning September 1, 2007, for the purpose of developing evaluation materials, validating interpreter evaluation materials, and expenses related to the Department's Certification Program (estimated to be \$0).

DEPARTMENT OF ASSISTIVE AND REHABILITATIVE SERVICES

(Continued)

17. **BEI Test License and Marketing.** The Department of Assistive and Rehabilitative Services (DARS) is authorized to license any tests that it develops in its Board of Evaluation of Interpreters Program and may sell these tests. Any revenue generated from these sales is hereby appropriated to DARS (estimated to be \$0).
18. **Appropriations Limited to Revenue Collections.** It is the intent of the Legislature that fees, fines, and other miscellaneous revenues as authorized and generated by the Department of Assistive and Rehabilitative Services cover, at a minimum, \$130,000 in General Revenue in each year of the biennium to support Strategy B.2.2, Education, Training, & Certification - Deaf, as well as the "other direct and indirect costs" associated with these programs, appropriated elsewhere in this Act. "Other direct and indirect costs" for the certification of interpreters are estimated to be \$36,007 in fiscal year 2008 and \$35,748 in fiscal year 2009. In the event that actual and/or projected revenue collections are insufficient to offset the costs identified by this provision, the Legislative Budget Board may direct that the Comptroller of Public Accounts reduce the appropriation authority provided above to be within the amount of revenue expected to be available. Any unexpended balances and additional other revenue collections in excess of the Biennial Revenue Estimate as of August 31, 2008 are hereby appropriated for the fiscal year beginning September 1, 2008.
19. **Appropriation: GR-Dedicated I Love Texas License Plate Account No. 5086.** Included in funds appropriated above in Strategy B.2.2, Education, Training, & Certification - Deaf, is an estimated appropriation of \$23,472 for the biennium in revenue generated from the sale of specialized "I Love Texas" license plates and collected in GR-Dedicated Account No. 5086. Any balances on hand (estimated to be \$8,117) as well as any additional revenues generated in 2008-09 by the sale of specialized "I Love Texas" license plates above \$23,472 are hereby appropriated to the agency for the 2008-09 biennium. It is the intent of the Legislature that these funds be expended for direct services programs, training, and education for the deaf and hard of hearing.
20. **Cash Flow Contingency for the Specialized Telecommunications Assistance Program.** Contingent upon the receipt of Universal Services Funds reimbursements, the Department of Assistive and Rehabilitative Services may temporarily utilize additional General Revenue Funds in an amount not to exceed the anticipated Universal Services Funds reimbursement. The General Revenue Funds accessed under this provision must be repaid within the biennium they are used upon receipt of Universal Services Funds and shall be utilized only for the purpose of temporary cash flow needs. These transfers and repayments shall be credited to the fiscal year being reimbursed and shall be made in accordance with accounting procedures established by the Comptroller of Public Accounts.
21. **Employee Work Assignments.** For employees assigned to the Criss Cole Rehabilitation Center or to special project facilities operated by the agency, insofar as possible, the work days and work hours of such employees shall be determined according to a system comparable to that used by other state-operated special schools, hospitals, institutions or other facilities providing residential services to eligible individuals.
22. **Reimbursement of Services.** In order to reimburse equitably the appropriation items hereinabove made from which expenditures are made for services to employees and guests of the Criss Cole Rehabilitation Center or other residential facilities operated by the Department of Assistive and Rehabilitative Services (DARS), DARS shall establish such reimbursement rates and rules as might be necessary to assure reimbursement at rates not less than the rates of reimbursement required by institutions, agencies or offices under the jurisdiction of the Department of State Health Services, the Department of Aging and Disability Services and the Texas Youth Commission.
23. **Appropriation of Federal Medicaid Receipts.** The Department of Assistive and Rehabilitative Services (DARS) shall certify and/or transfer appropriated state funds to the Texas Medicaid Single State Agency so that federal financial participation can be claimed for Medicaid services. Such federal receipts are hereby appropriated to DARS to provide rehabilitative services to blind and visually impaired children in Strategy A.2.1, Habilitative Services for Children.
24. **Appropriation of Donations: Blindness Education Screening and Treatment.** Included in the amounts above in Strategy B.1.2 is \$490,774 in fiscal year 2008 and \$490,774 in fiscal year 2009 for the Blindness Education, Screening, and Treatment (BEST) Program, contingent upon the generation of funds through donations. Revenues received from donations made in

DEPARTMENT OF ASSISTIVE AND REHABILITATIVE SERVICES
(Continued)

fiscal year 2008 and fiscal year 2009, in amounts not to exceed \$981,548 as provided by § 521.421 (f) or § 521.422 (b), Transportation Code, are appropriated to the Department of Assistive and Rehabilitative Services (DARS) for purposes related to the BEST Program. Any unexpended balances remaining as of August 31, 2008 are hereby appropriated to DARS for the same purpose for the fiscal year beginning September 1, 2008. In the event that actual and/or projected revenue collections are insufficient to offset the costs identified by this provision, the Legislative Budget Board may direct that the Comptroller of Public Accounts reduce the appropriation authority provided above to be within the amount of revenue expected to be available.

25. **Appropriation: GR-Dedicated Business Enterprise Program Trust Fund Account No. 5043.** Amounts above in Strategy B.1.5, Business Enterprises of Texas Trust Fund, are appropriated to the Department of Assistive and Rehabilitative Services (DARS) for the purpose of establishing and maintaining a retirement and benefits plan for blind or visually impaired vendors as defined in the federal Randolph-Sheppard Act (20 USC, § 107). Any amounts in addition to the amount identified in Strategy B.1.5, Business Enterprises of Texas Trust Fund, necessary to make retirement and benefits payments in conformity with the Randolph-Sheppard Act (20 USC, § 107) and Human Resource Code, § 94.016, are hereby appropriated to DARS. None of the funds appropriated in Strategy B.1.5, Business Enterprises of Texas Trust Fund, or through this rider may be transferred to any other strategy. DARS shall report quarterly on deposits into and expenditures out of the GR-Dedicated Business Enterprise Program Trust Fund, Account No. 5043, including identification of the purpose for the expenditure, to the Legislative Budget Board, the Governor, and the Comptroller of Public Accounts.

In addition, DARS shall submit a written report annually to the Legislative Budget Board and Governor on the management of the BET Trust Fund. DARS shall report deposits to the fund, the recommendations of the fund manager regarding investments, performance of investments, and an actuarial analysis of projected disbursements.

26. **GR-Dedicated Business Enterprise Program Account No. 492.** Included in the amounts appropriated above in Strategy B.1.4, Business Enterprises of Texas, is \$1,539,740 in fiscal year 2008 and \$1,539,740 in fiscal year 2009 from the Business Enterprise Program Account No. 492 from revenue deposited into the account in object codes 3747 and 3802.
27. **Appropriation: Subrogation Receipts.** Included in amounts appropriated above in Strategy B.3.1, Vocational Rehabilitation - General, and Strategy B.3.4, Comprehensive Rehabilitation, are subrogation collections received during the 2008-09 biennium. Appropriations included in Strategy B.3.1. above, \$249,749 in each fiscal year of the biennium, are from subrogation receipt collections from Vocational Rehabilitation cases. Appropriations included in Strategy B.3.4. above, \$26,251 in each fiscal year of the biennium, are from subrogation receipt collections from Comprehensive Rehabilitation cases. Subrogation receipts collected above the amounts appropriated in each strategy in each year are hereby appropriated to the agency for client services in the program from which the subrogation collections were generated (estimated to be \$0).
28. **GR-Dedicated Comprehensive Rehabilitation Account No. 107.** Included in the amounts appropriated above in Strategy B.3.4, Comprehensive Rehabilitation, is \$11,285,064 in fiscal year 2008 and \$11,285,064 in fiscal year 2009 from the GR-Dedicated Comprehensive Rehabilitation Account No. 107. These amounts include unexpended and unobligated balances in an amount not to exceed \$1,500,000 of Comprehensive Rehabilitation funds remaining as of August 31, 2007. Appropriations made elsewhere in this Act for employee benefits includes approximately \$35,000 per fiscal year from the GR-Dedicated Comprehensive Rehabilitation Account No. 107. Revenues deposited into GR-Dedicated Account No. 107 are statutorily dedicated for comprehensive rehabilitation services and may not be used for any other purpose. It is the intent of the Legislature that funds from the Comprehensive Rehabilitation Account be used only for direct services in Strategy B.3.4, Comprehensive Rehabilitation (Provide Services to People with Spinal Cord/Traumatic Brain Injuries). The Department of Assistive and Rehabilitative Services is hereby appropriated any additional revenue generated in Revenue Object Code 3713 during the 2008-09 biennium and deposited in the General Revenue Fund under General Revenue Dedicated Account No. 107 above the Comptroller of Public Accounts' Biennial Revenue Estimate, for the purpose of providing comprehensive rehabilitation services (estimated to be \$0).

DEPARTMENT OF ASSISTIVE AND REHABILITATIVE SERVICES
(Continued)

29. **New Independent Living Centers.** Included in the amounts appropriated above in Strategy B.3.2, Independent Living Centers, is \$500,000 in General Revenue Funds in fiscal year 2008 and \$500,000 in General Revenue Funds in fiscal year 2009 for the purpose of establishing two new independent living centers.
30. **Enhanced State Funding for Assistive Technologies and Devices.** Included in the amounts appropriated above in Strategy B.3.3, Independent Living Services - General, is \$800,000 in General Revenue Funds in fiscal year 2008 and \$800,000 in General Revenue Funds in fiscal year 2009, and \$200,000 in General Revenue Funds in fiscal year 2008 and \$200,000 in General Revenue Funds in fiscal year 2009 in Strategy B.1.1, Independent Living Services - Blind, for the purpose of providing assistive technologies, devices, and related training to Texans with the most significant disabilities. It is the intent of the legislature that these funds be expended to the greatest degree possible on disabled Texans who, without these technologies and devices, would be placed in nursing homes or otherwise removed from their communities.

DEPARTMENT OF FAMILY AND PROTECTIVE SERVICES

	For the Years Ending	
	August 31, 2008	August 31, 2009
Method of Financing:		
<u>General Revenue Fund</u>		
General Revenue Fund	\$ 356,614,660	\$ 360,637,753
GR Match for Medicaid	22,018,252	22,762,851
GR MOE for Temporary Assistance for Needy Families	7,209,884	7,916,977
GR Match for Title IV-E Foster Care/Adoption Payments	121,652,588	129,002,383
Subtotal, General Revenue Fund	<u>\$ 507,495,384</u>	<u>\$ 520,319,964</u>
Child Abuse and Neglect Prevention Operating Account No. 5084	6,989,793	6,989,791
Federal Funds	741,139,742	764,205,120
<u>Other Funds</u>		
DFPS Appropriated Receipts - Child Support Collections	1,120,384	1,120,384
Appropriated Receipts	5,172,780	5,171,897
Interagency Contracts	286,285	286,285
Subtotal, Other Funds	<u>\$ 6,579,449</u>	<u>\$ 6,578,566</u>
Total, Method of Financing	<u><u>\$ 1,262,204,368</u></u>	<u><u>\$ 1,298,093,441</u></u>
This bill pattern represents an estimated 100% of this agency's estimated total available funds for the biennium.		
Number of Full-Time-Equivalents (FTE):¹	10,802.5	11,152.5
Schedule of Exempt Positions:		
Commissioner, Group 6 ²	\$168,000	\$168,000
Items of Appropriation:		
A. Goal: PROTECTIVE SERVICES		
Protect Clients by Developing and Managing a Service Delivery System.		
A.1.1. Strategy: STATEWIDE INTAKE SERVICES	\$ 15,137,956	\$ 15,967,049
Provide System to Receive/Assign Reports of Abuse/Neglect/Exploitation.		
A.2.1. Strategy: CPS DIRECT DELIVERY STAFF	\$ 345,864,494	\$ 346,531,209
Provide Direct Delivery Staff for Child Protective Services.		

¹ Incorporates Article IX, § 18.02 (c), of this Act, relating to data center consolidation, which reduces the FTE cap by 2.7 each fiscal year of the biennium.

² Salary amount increased from \$160,000, pursuant to Article IX, § 3.05 (c).

DEPARTMENT OF FAMILY AND PROTECTIVE SERVICES
(Continued)

A.2.2. Strategy: CPS PROGRAM SUPPORT Provide Program Support for Child Protective Services.	\$	35,700,605	\$	35,950,605
A.2.3. Strategy: TWC FOSTER DAY CARE TWC Foster Day Care Purchased Services.	\$	9,987,064	\$	9,987,064
A.2.4. Strategy: TWC PROTECTIVE DAY CARE TWC Protective Day Care Purchased Services.	\$	12,954,267	\$	12,954,267
A.2.5. Strategy: ADOPTION PURCHASED SERVICES	\$	4,995,506	\$	4,995,506
A.2.6. Strategy: POST-ADOPTION PURCHASED SERVICES	\$	3,648,845	\$	3,648,845
A.2.7. Strategy: PAL PURCHASED SERVICES Preparation for Adult Living Purchased Services.	\$	7,217,233	\$	7,217,232
A.2.8. Strategy: SUBSTANCE ABUSE PURCHASED SERVICES	\$	3,615,114	\$	3,615,113
A.2.9. Strategy: OTHER CPS PURCHASED SERVICES Other Purchased Child Protective Services.	\$	35,779,142	\$	35,779,142
A.2.10. Strategy: FOSTER CARE PAYMENTS	\$	435,228,807	\$	452,189,376
A.2.11. Strategy: ADOPTION SUBSIDY PAYMENTS	\$	130,343,927	\$	137,783,577
A.2.12. Strategy: STAR PROGRAM Services to At-Risk Youth (STAR) Program.	\$	21,000,861	\$	21,000,860
A.2.13. Strategy: CYD PROGRAM Community Youth Development (CYD) Program.	\$	7,847,599	\$	7,847,598
A.2.14. Strategy: TEXAS FAMILIES PROGRAM Texas Families: Together and Safe Program.	\$	4,121,878	\$	4,121,878
A.2.15. Strategy: CHILD ABUSE PREVENTION GRANTS Provide Child Abuse Prevention Grants to Community-based Organizations.	\$	1,795,849	\$	1,795,849
A.2.16. Strategy: OTHER AT-RISK PREVENTION PROGRAMS Provide Funding for Other At-Risk Prevention Programs.	\$	6,955,867	\$	6,955,866
A.2.17. Strategy: AT-RISK PREVENTION PROGRAM SUPPORT Provide Program Support for At-Risk Prevention Services.	\$	1,855,604	\$	1,855,604
A.3.1. Strategy: APS DIRECT DELIVERY STAFF Provide Direct Delivery Staff for Adult Protective Services.	\$	48,491,110	\$	48,566,178
A.3.2. Strategy: APS PROGRAM SUPPORT Provide Program Support for Adult Protective Services.	\$	4,741,376	\$	4,734,597
A.3.3. Strategy: MH and MR INVESTIGATIONS	\$	5,470,342	\$	5,470,342
A.4.1. Strategy: CHILD CARE REGULATION ³	\$	25,471,398	\$	25,506,446
Total, Goal A: PROTECTIVE SERVICES	\$	<u>1,168,224,844</u>	\$	<u>1,194,474,203</u>
B. Goal: INDIRECT ADMINISTRATION				
B.1.1. Strategy: CENTRAL ADMINISTRATION	\$	11,465,201	\$	11,465,201
B.1.2. Strategy: OTHER SUPPORT SERVICES	\$	164,008	\$	164,008
B.1.3. Strategy: REGIONAL ADMINISTRATION	\$	1,551,320	\$	1,551,320
B.1.4. Strategy: IT PROGRAM SUPPORT ⁴	\$	14,195,970	\$	12,053,941
B.1.5. Strategy: AGENCY-WIDE AUTOMATED SYSTEMS	\$	25,201,657	\$	24,823,889
Total, Goal B: INDIRECT ADMINISTRATION	\$	<u>52,578,156</u>	\$	<u>50,058,359</u>
C. Goal: CPS REFORM CONTINUED				
C.1.1. Strategy: CPS REFORM CONTINUED	\$	41,401,368	\$	53,560,879
Grand Total, DEPARTMENT OF FAMILY AND PROTECTIVE SERVICES	\$	<u>1,262,204,368</u>	\$	<u>1,298,093,441</u>
Object-of-Expense Informational Listing:				
Salaries and Wages	\$	367,126,263	\$	383,604,925
Other Personnel Costs		9,925,088		9,925,088

³ Incorporates Article IX, § 19.26, of this Act, due to enactment of SB 758, 80th Legislature, Regular Session, relating to additional inspection and background and criminal history check requirements for day care centers, resulting in an increase in General Revenue Funds of \$610,613 in FY 2008 and \$610,613 in FY 2009.

⁴ Incorporates the passage of HB 15, Regular Session, § 30 (i) relating to data center services, which reduces biennial appropriations by \$2,192,309 out of General Revenue Funds and by \$371,007 out of Federal Funds for reduced costs related to the data center consolidation.

DEPARTMENT OF FAMILY AND PROTECTIVE SERVICES
(Continued)

Professional Fees and Services	29,579,838	27,577,377
Fuels and Lubricants	34,075	34,075
Consumable Supplies	7,726,309	8,265,445
Utilities	7,077,839	7,211,639
Travel	35,868,105	37,871,235
Rent - Building	12,656,959	12,656,959
Rent - Machine and Other	11,120,096	13,342,812
Other Operating Expense	80,469,492	79,371,085
Client Services	696,412,345	713,976,231
Food for Persons - Wards of State	78,951	78,951
Grants	30,870	30,870
Capital Expenditures	4,098,138	4,146,749

Total, Object-of-Expense Informational Listing	\$ 1,262,204,368	\$ 1,298,093,441
---	-------------------------	-------------------------

Estimated Allocations for Employee Benefits and Debt Service Appropriations Made Elsewhere in this Act:

Employee Benefits

<u>Employee Benefits</u>			
Retirement	\$	22,478,741	\$ 24,005,109
Group Insurance		54,877,244	59,260,250
Social Security		29,388,743	31,061,122
Benefits Replacement		2,125,920	2,019,624

Subtotal, Employee Benefits	\$ 108,870,648	\$ 116,346,105
-----------------------------	----------------	----------------

Debt Service

Lease Payments	\$	769,359	\$	718,355
----------------	----	---------	----	---------

Total, Estimated Allocations for Employee Benefits and Debt Service Appropriations Made Elsewhere in this Act	\$	109,640.007	\$	117,064.460
--	-----------	--------------------	-----------	--------------------

- 1. Performance Measure Targets.** The following is a listing of the key performance target levels for the Department of Family and Protective Services. It is the intent of the Legislature that appropriations made by this Act be utilized in the most efficient and effective manner possible to achieve the intended mission of the Department of Family and Protective Services. In order to achieve the objectives and service standards established by this Act, the Department of Family and Protective Services shall make every effort to attain the following designated key performance target levels associated with each item of appropriation.

	2008	2009
A. Goal: PROTECTIVE SERVICES		
Outcome (Results/Impact):		
Average Hold Time (in Minutes) for Statewide Intake Phone Calls in the English Queue	7.8	8.2
Percent of Children in FPS Conservatorship for Whom Legal Resolution Was Achieved within 12 Months	63.3%	63.3%
Child Protective Services Caseworker Turnover Rate	27.8%	26.8%
Percent of CYD Youth Not Referred to Juvenile Probation	99.6%	99.6%
Percent of Elderly Persons and Persons with Disabilities Found to Be in a State of Abuse/Neglect/Exploitation Who Receive Protective Services	81.8%	82.4%
Incidence of Abuse/Neglect/Exploitation per 1,000 Persons Receiving Services in Mental Health and Mental Retardation Settings	4.1	4.1
Adult Protective Services Caseworker Turnover Rate	18.9%	18.9%
Percent of Validated Occurrences Where Children Are Placed at Serious Risk	41.9%	41.9%
A.1.1. Strategy: STATEWIDE INTAKE SERVICES		
Output (Volume):		
Number of CPS Reports of Child Abuse/Neglect	206,148	210,759
A.2.1. Strategy: CPS DIRECT DELIVERY STAFF		
Output (Volume):		
Number of Completed CPS Investigations	164,919	168,607
Number of Confirmed CPS Cases of Child Abuse/Neglect	44,528	45,524
Number of Children in FPS Conservatorship Who Are Adopted	3,664	3,908
Efficiencies:		
CPS Daily Workload Equivalency Measure (WEM)	27.8	27.7
Explanatory:		
CPS Daily Caseload Per Worker: Investigation	22.9	23.3

DEPARTMENT OF FAMILY AND PROTECTIVE SERVICES
(Continued)

CPS Daily Caseload Per Worker: Family-based Safety Services	25.9	23.3
CPS Daily Caseload Per Worker: Substitute Care Services	45.5	41.4
A.2.3. Strategy: TWC FOSTER DAY CARE		
Output (Volume):		
Average Number of Days of TWC Foster Day Care Paid Per Month	48,780	50,882
A.2.4. Strategy: TWC PROTECTIVE DAY CARE		
Output (Volume):		
Average Number of Days of TWC Protective Day Care Paid Per Month	52,999	52,999
A.2.10. Strategy: FOSTER CARE PAYMENTS		
Output (Volume):		
Average Number of FPS-paid Days of Foster Care Per Month	576,091	570,002
Average Number of Children (FTE) Served in FPS-paid Foster Care Per Month	18,888	18,689
Efficiencies:		
Average Monthly FPS Expenditures for Foster Care	33,385,158	33,182,497
Average Monthly FPS Payment Per Foster Child (FTE)	1,767.51	1,775.55
A.2.11. Strategy: ADOPTION SUBSIDY PAYMENTS		
Output (Volume):		
Average Number of Children Provided Adoption Subsidy Per Month	24,267	26,272
Efficiencies:		
Average Monthly Payment Per Adoption Subsidy	443.83	436.86
A.2.12. Strategy: STAR PROGRAM		
Output (Volume):		
Average Number of STAR Youth Served Per Month	6,275	6,275
A.2.13. Strategy: CYD PROGRAM		
Output (Volume):		
Average Number of CYD Youth Served Per Month	7,055	7,055
Efficiencies:		
Average Monthly Cost Per CYD Youth Served	92.69	92.69
A.3.1. Strategy: APS DIRECT DELIVERY STAFF		
Output (Volume):		
Number of Completed APS Investigations	76,467	79,985
Number of Confirmed APS Investigations	56,203	58,789
Efficiencies:		
APS Daily Workload Equivalency Measure (WEM)	25.2	26.3
Explanatory:		
APS Daily Caseload Per Worker (In Home)	37.5	39.2
A.3.3. Strategy: MH and MR INVESTIGATIONS		
Output (Volume):		
Number of Completed Investigations in Mental Health and Mental Retardation Settings	8,130	8,409
Efficiencies:		
Average Monthly Cost Per Investigation in Mental Health and Mental Retardation Settings	483.43	467.06
A.4.1. Strategy: CHILD CARE REGULATION		
Output (Volume):		
Number of New Licenses, Certifications, Registrations and Listings Issued	4,143	4,162

2. **Capital Budget.**⁵ None of the funds appropriated above may be expended for capital budget items except as listed below. The amounts shown below shall be expended only for the purposes shown and are not available for expenditure for other purposes. Amounts appropriated above and identified in this provision as appropriations either for "Lease Payments to the Master Lease Purchase Program" or for items with an "(MLPP)" notation shall be expended only for the purpose of making lease-purchase payments to the Texas Public Finance Authority pursuant to the provisions of Government Code § 1232.103.

	2008	2009
a. Acquisition of Information Resource Technologies		
(1) Desktop Services Lease for Computer Hardware and Software	\$ 4,852,109	\$ 5,095,415
(2) IMPACT Operational Enhancement	1,533,450	1,533,450
(3) APS/MH and MR Mobile Caseworker	1,308,355	1,308,355

⁵ Incorporates Article IX, § 18.02 (e), of this Act, relating to data center consolidation, which requires data center services expenditures to be categorized as a capital budget item.

DEPARTMENT OF FAMILY AND PROTECTIVE SERVICES
(Continued)

(4) CPS Mobile Caseworker	6,783,023	6,908,931
(5) Maintain IT Capabilities	954,500	1,606,750
(6) CPS Mobile Caseworker - CPS Reform II	1,437,928	2,211,706
(7) Strengthen Contract Oversight - CPS Reform II	1,444,000	34,200
(8) Software Licenses	1,975,709	1,975,064
(9) Records Management - CPS Reform II	152,900	0
(10) Data Center Consolidation	4,007,979	3,629,896
Total, Acquisition of Information Resource Technologies	<u>\$ 24,449,953</u>	<u>\$ 24,303,767</u>

b. Other Lease Payments to the Master Lease Purchase Program (MLPP)		
(1) Lease Payments to Master Lease Purchase Program (2006-2007)	1,247,018	1,239,271
Total, Other Lease Payments to the Master Lease Purchase Program (MLPP)	<u>\$ 1,247,018</u>	<u>\$ 1,239,271</u>
Total, Capital Budget	<u>\$ 25,696,971</u>	<u>\$ 25,543,038</u>

Method of Financing (Capital Budget):

<u>General Revenue Fund</u>		
General Revenue Fund	\$ 13,496,387	\$ 13,956,369
GR Match for Medicaid	930,048	906,666
Subtotal, General Revenue Fund	<u>\$ 14,426,435</u>	<u>\$ 14,863,035</u>
Federal Funds	<u>11,270,536</u>	<u>10,680,003</u>
Total, Method of Financing	<u>\$ 25,696,971</u>	<u>\$ 25,543,038</u>

3. **Limitation on Expenditures for Conservatorship Suits.** To the extent allowed by federal regulation, federal funds may be used by the department in conjunction with funds provided by counties with which the department has child welfare contracts, to pay for legal representation for children or their parents in suits in which the department is seeking to be named conservator. No general revenue funds appropriated to the department may be used to make such payments.
4. **Appropriation of Funds from Counties, Cities, and Other Local Sources.** All funds received by the department from counties, cities, and other local sources and all balances from such sources as of August 31, 2007, are hereby appropriated for the biennium ending August 31, 2009 (estimated to be \$0), for the purpose of carrying out the provisions of this Act.
5. **Accounting of Support Costs.** The State Comptroller shall establish separate accounts from which certain support costs shall be paid. The Department of Family and Protective Services is hereby authorized to make transfers into separate accounts from line item strategies in order to pay for these expenses in an efficient and effective manner. Only costs not directly attributable to a single program may be budgeted in or paid from these accounts. Items to be budgeted in and paid from these accounts include but are not limited to: postage, occupancy costs, equipment repair, telephones, office printing costs, supplies, freight and transport costs, telephone system costs, and salary and travel costs of staff whose function supports several programs. The department shall be responsible for monthly allocations of these costs to the original strategies.
6. **Tertiary Prevention of Child Abuse Programs.** From the amounts appropriated above, the Department of Family and Protective Services shall allocate up to \$120,000 each fiscal year of the biennium for continuation of a statewide network of community-based, volunteer-driven programs for prevention, intervention, and aftercare services of abused children.
7. **Foster Care Rates.**
 - a. It is the intent of the Legislature that the Department of Family and Protective Services reimburse foster families at least \$17.12 per day for children under 12 years old and \$17.50 per day for children age 12 and older during the 2008-09 biennium. The department may transfer funds into Strategy A.2.10, Foster Care Payments, for the

DEPARTMENT OF FAMILY AND PROTECTIVE SERVICES

(Continued)

purpose of maintaining these rates. The department may not transfer funds out of Strategy A.2.10, Foster Care Payments, without the prior written approval of the Legislative Budget Board and the Governor.

- b. The department may also use funds in Strategy A.2.10, Foster Care Payments, to recommend alternate service provision intake and investigation that will consider expansion of contract services, regional planning, service outcomes, and appropriate funding mechanisms to be tested in pilot projects. Such pilot approaches to innovative service delivery shall be designed in conjunction with providers, approved by the Health and Human Services Commission, and funded at no increased cost to the State. The department may include a modification of rates for new pilot approaches implemented in this manner.
 - c. The department may utilize up to \$9,641,896 from funds appropriated above in Strategy A.2.10, Foster Care Payments, for the Relative and Other Designated Caregiver Monetary Assistance Program. The department shall conduct ongoing evaluations of the program.
8. **Fund Transfers for Funds Consolidation.** For the purpose of funds consolidation, federal and other funds may be transferred into the General Revenue Fund from Department of Family and Protective Services Fund 37. The initial deposit of federal funds shall be made into Fund 37 and no direct expenditures shall be made from this fund.
9. **Substitute Care Permanency Goal.** It is the intent of the Legislature that whenever possible, the department shall utilize state and/or federal funds currently being expended for substitute care to cover the cost of assuring permanent homes where appropriate for foster children.
10. **Other Reporting Requirements.**
- a. **Federal Reports.** The Department of Family and Protective Services shall submit the following information to the Legislative Budget Board and the Governor no later than the date the respective report is submitted to the federal government:
 - (1) Notification of proposed State Plan amendments or waivers for the Medicaid program, the Foster Care and Adoption Assistance program, the Temporary Assistance for Needy Families program, the Child Welfare Services program, and any other federal grant requiring a state plan. State plan amendments and waiver submissions shall also be provided to the Senate Health and Human Services, House Human Services, and House Public Health committees.
 - (2) A copy of each report or petition submitted to the federal government relating to the Medicaid program, the Foster Care and Adoption Assistance program, the Temporary Assistance for Needy Families program, the Child Welfare Services program, and any other federal grant requiring a state plan, including expenditure reports and cost allocation revisions.
 - b. **Federal Issues.** The Department of Family and Protective Services shall notify the Legislative Budget Board and the Governor on a timely basis about emerging issues that could result in the loss of more than \$1 million in federal revenue assumed in the appropriations act.
 - c. **Monthly Financial Reports.** The Department of Family and Protective Services shall submit the following information to the Legislative Budget Board and the Governor on a monthly basis:
 - (1) Information on appropriated, budgeted, expended, and projected funds, by strategy and method of finance.
 - (2) A report detailing revenues, expenditures, and balances for earned federal funds as of the last day of the prior month.
 - (3) Narrative explanations of significant budget adjustments, ongoing budget issues, and other items as appropriate.

DEPARTMENT OF FAMILY AND PROTECTIVE SERVICES
(Continued)

(4) Any other information requested by the Legislative Budget Board or the Governor.

The monthly financial reports shall be prepared in a format specified by the Legislative Budget Board.

- 11. Appropriation Transfer Between Fiscal Years.** In addition to the transfer authority provided elsewhere in this Act, the Department of Family and Protective Services may transfer appropriations made above for Strategy A.2.10, Foster Care Payments, and Strategy A.2.11, Adoption Subsidy Payments, for fiscal year 2009 to fiscal year 2008, subject to the following conditions provided by this section:
- a. Transfers under this section may be made only if costs associated with providing foster care or adoption subsidy payments exceed the funds appropriated for these payments for fiscal year 2008;
 - b. Transfers from Strategy A.2.10, Foster Care Payments, may not exceed \$12,700,000 in General Revenue Funds and \$8,800,000 in TANF Federal Funds;
 - c. Transfers from Strategy A.2.11, Adoption Subsidy Payments, may not exceed \$6,200,000 in General Revenue Funds;
 - d. A transfer authorized by this section must receive the prior approval of the Legislative Budget Board and the Governor; and
 - e. The Comptroller of Public Accounts shall cooperate as necessary to assist the completion of a transfer and spending made under this section.
- 12. Limitation on Expenditures for Administrative Overhead.** Funds appropriated above in Strategy A.2.3, TWC Foster Day Care, and Strategy A.2.4, TWC Protective Day Care, may be used only to purchase child day care services through the Texas Workforce Commission.
- The Department of Family and Protective Services' expenditures for administrative overhead payments to the Texas Workforce Commission and local workforce boards in connection with any agreement to provide child day care services out of funds appropriated above shall be limited to no more than 5 percent of all amounts paid for child day care services out of funds appropriated above.
- 13. Human Resources Management Plan.** From funds appropriated above, the Texas Department of Family and Protective Services shall develop a Human Resources Management Plan designed to improve employee morale and retention. The plan must focus on reducing employee turnover through better management. The Texas Department of Family and Protective Services shall report semi-annually to the Senate Finance Committee, the House Committee on Appropriations, the Legislative Budget Board, and the Governor the employee turnover rate, by job category, at the agency during the preceding twelve months. The effectiveness of the agency's plan shall be measured by whether there is a reduction in employee turnover rates at the agency, specifically by the reduction in the turnover rates for caseworkers.
- 14. Use of Personal Cellular Telephones.** Out of funds appropriated above, the Department of Family and Protective Services shall pay child and adult protective services program caseworkers, supervisors, directors and residential child-care licensing investigators, an amount not to exceed \$50 per month for work-related use of their personal cellular telephones.
- 15. Provision of Direct Services.** The Children's Trust Fund state plan for child abuse and neglect primary prevention programs shall emphasize funding for programs that provide direct services such as mentoring, parenting skills, early intervention and prevention, services for high-risk parents, and services to families in crisis.
- 16. Appropriation of Unexpended Balances.** All unexpended balances appropriated above to Strategy A.2.12, STAR Program, Strategy A.2.13, CYD Program, Strategy A.2.14, Texas Families Program, Strategy A.2.15, Child Abuse Prevention Grants, Strategy A.2.16, Other At-Risk Prevention Programs, and Strategy A.2.17, At-Risk Prevention Program Support, for the fiscal year ending August 31, 2008, are hereby appropriated for the same purposes for the fiscal year beginning September 1, 2008.

DEPARTMENT OF FAMILY AND PROTECTIVE SERVICES
(Continued)

- 17. Adult Protective Services and Mental Health and Mental Retardation Investigations.** Out of the funds appropriated above for Strategy A.3.1, APS Direct Delivery Staff, Strategy A.3.2, APS Program Support, and Strategy A.3.3, MH and MR Investigations, the Department of Family and Protective Services shall maximize the use of federal Medicaid funding.
- 18. Faith-based Foster Family Recruitment and Training.** From funds appropriated above, up to \$500,000 in fiscal year 2008 and up to \$706,000 in fiscal year 2009 shall be used for the purposes of developing and implementing a program to recruit and train foster families from faith-based communities.
- 19. Limitation on Transfers: CPS and APS Direct Delivery Staff.**
- Funding.** Notwithstanding any other transfer provision in this Act, none of the funds appropriated by this Act to the Department of Family and Protective Services for Strategy A.2.1, CPS Direct Delivery Staff, and Strategy A.3.1, APS Direct Delivery Staff, may be transferred to any other item of appropriation or expended for any purpose other than the specific purpose for which the funds are appropriated without the prior written approval of the Legislative Budget Board and the Governor.
- Full-time-equivalent (FTE) Positions.** Out of the FTE positions appropriated above to the Department of Family and Protective Services, 7,255.7 positions for fiscal year 2008 and 7,255.7 positions for fiscal year 2009 are allocated to Strategy A.2.1, CPS Direct Delivery Staff, and 811.7 positions for fiscal year 2008 and 811.7 positions for fiscal year 2009 are allocated to Strategy A.3.1, APS Direct Delivery Staff.
- Notwithstanding any other transfer provision in this Act, none of the FTEs allocated by this Act to the Department of Family and Protective Services for Strategy A.2.1, CPS Direct Delivery Staff, and Strategy A.3.1, APS Direct Delivery Staff, may be transferred to any other item of appropriation or utilized for any purpose other than the specific purpose for which the FTEs are allocated without the prior written approval of the Legislative Budget Board and the Governor.
- 20. Reimbursement of Advisory Council Members.** Pursuant to Human Resources Code §40.025, reimbursement of expenses for Family and Protective Services Council members, out of funds appropriated above, is hereby authorized such that the sum total of all reimbursements for members of the Council shall not exceed \$5,700 per fiscal year.
- 21. Caseload Per Worker Reporting Requirements.** The Department of Family and Protective Services shall report to the Legislative Budget Board and the Governor, by October 1 of each year of the biennium, daily caseload per worker data for each protective services program for the previous fiscal year. The report shall be prepared in a format specified by the Legislative Budget Board.
- 22. At-Risk Prevention Programs.** The Department of Family and Protective Services may only use funds appropriated above in Strategy A.2.16, Other At-Risk Prevention Programs, for at-risk prevention services that are competitively procured.
- 23. Reporting Requirement on Minority Child Removals.** The Department of Family and Protective Services shall report, by October 1 of each year of the biennium, to the House Appropriations Committee, the Senate Finance Committee, the Legislative Budget Board, and the Governor, the number of children removed from their homes by child protective services and the number of children investigated, by ethnic group, in the seven largest urban regions of the state during the preceding fiscal year. The Department may include the information in an existing report or a new report.
- 24. Medicaid and Title IV-E Federal Funds.** Out of the funds appropriated above, the Department of Family and Protective Services shall maximize the use of federal entitlement revenue from the Medicaid and Title IV-E Foster Care and Adoption Assistance programs.

Included in the amounts appropriated above are the following amounts of federal entitlement revenue for these programs:

DEPARTMENT OF FAMILY AND PROTECTIVE SERVICES
(Continued)

- a. Strategy A.2.1, CPS Direct Delivery Staff: \$14,708,851 in Medicaid Federal Funds and \$37,832,293 in Title IV-E Federal Funds for fiscal year 2008, and \$14,622,477 in Medicaid Federal Funds and \$37,905,538 in Title IV-E Federal Funds for fiscal year 2009;
- b. Strategy A.2.2, CPS Program Support: \$887,724 in Medicaid Federal Funds and \$8,849,375 in Title IV-E Federal Funds for fiscal year 2008, and \$890,096 in Medicaid Federal Funds and \$8,876,141 in Title IV-E Federal Funds for fiscal year 2009; and
- c. Strategy C.1.1, CPS Reform Continued: \$1,656,685 in Medicaid Federal Funds and \$(207,968) in Title IV-E Federal Funds for fiscal year 2008, and \$2,486,479 in Medicaid Federal Funds and (\$5,172,131) in Title IV-E Federal Funds for fiscal year 2009.

It is the intent of the Legislature that the department shall expend federal entitlement revenue from the Medicaid and Title IV-E Foster Care and Adoption Assistance programs in lieu of General Revenue Funds and TANF Federal Funds to the maximum extent practicable. In the event that federal entitlement revenues exceed the amounts noted above, the department may spend the General Revenue Funds and TANF Federal Funds thereby made available only to the extent authorized in writing by the Legislative Budget Board and the Governor.

The department shall notify the Legislature Budget Board and the Governor in writing at least 30 days prior to budgeting or spending more than \$1 million in federal entitlement revenue from the Medicaid or Title IV-E Foster Care and Adoption Assistance programs in excess of the amounts noted above for either fiscal year. The notice shall include the following:

- a. the reason for the additional federal entitlement revenue;
- b. the amount of state funds freed-up due to the additional federal entitlement revenue; and
- c. plans for using the freed-up state funds that describe the impact of using the state funds on specific programs, FTEs, capital budget, and performance measures.

25. Prevention Services Strategic Plan. The Department of Family and Protective Services shall report, by December 1, 2008, to the House Appropriations Committee, the Senate Finance Committee, the Legislative Budget Board, and the Governor, its statewide, long-range strategic plan for child abuse and neglect prevention services, including:

- a. a strategy for the state, and political subdivisions of the state, to reduce their need for services addressing child maltreatment and to transition to a system that promotes child abuse and neglect prevention services in order to use cost savings to increase prevention services funding in the future, and
- b. details for child abuse and neglect public awareness efforts and outreach.

26. Interagency Coordinating Council for Building Healthy Families. Out of funds appropriated above for fiscal year 2008 in Strategy A.2.16, Other At-Risk Prevention Programs, the Department of Family and Protective Services shall allocate up to \$350,000 for the Interagency Coordinating Council for Building Healthy Families to procure services for an extensive evaluation that shall include:

- a. the potential for streamlined funding mechanisms for programs and services for the prevention of and early intervention in child abuse and neglect;
- b. the effectiveness and cost efficiency of state-funded programs and services for the prevention of and early intervention in child abuse and neglect;
- c. the effectiveness of state-funded child maltreatment prevention programs and services in achieving their intended outcomes and methods for transitioning those programs and services to an increased reliance on evidence-based practices;
- d. methods for the ongoing identification of additional opportunities for comprehensive improvements to the delivery of services for the prevention of and early intervention in child abuse and neglect; and

DEPARTMENT OF FAMILY AND PROTECTIVE SERVICES
(Continued)

- e. the need for increased state funding for programs and services for the prevention of and early intervention in child abuse and neglect in order to ensure a sustained, long-term, cost-effective investment in families in this state.

The Interagency Coordinating Council for Building Healthy Families shall report the results of the evaluation by August 31, 2009, to the House Appropriations Committee, the Senate Finance Committee, the Legislative Budget Board, and the Governor.

27. **Reimbursement of Advisory Committee Members.** Pursuant to Government Code § 2110.004, reimbursement of expenses for advisory committee members, out of the funds appropriated above, not to exceed the amounts stated below per fiscal year, is limited to the following advisory committees:

Parental Advisory Committee	\$3,000
Promote Adoption of Minority Children Advisory Committee	\$19,200

To the maximum extent possible, the department shall encourage the use of videoconferencing and teleconferencing and shall schedule meetings and locations to facilitate the travel of participants so that they may return the same day and reduce the need to reimburse members for overnight stays.

28. **Informational Listing - CPS Reform.** The following is an informational list of the purposes, amounts, and FTEs for CPS Reform, originally funded by House Bill 10, Seventy-ninth Legislature, Regular Session. These amounts are included in the appropriations made above for Goals A and B for the Department of Family and Protective Services.

	<u>2008</u>	<u>FTEs</u>	<u>2009</u>	<u>FTEs</u>
Direct Delivery Staff	\$67,712,007	1,519.0	\$67,712,007	1,519.0
Regional Screeners	\$ 1,991,923	41.0	\$ 1,991,923	41.0
Case Records Compliance	\$ 662,427	20.0	\$ 662,427	20.0
Functional Units (All Stages)	\$33,295,779	758.0	\$33,295,779	758.0
Expanded Training	\$ 2,297,924	50.0	\$ 2,547,924	50.0
Mobile Caseworker Technology	\$ 7,857,203		\$ 7,857,203	
Telemedicine Assessments	\$ 3,000,816		\$ 3,000,816	
Purchased Client Services	\$21,660,112		\$21,660,112	
Supplemental Pay for CPS Investigators	\$12,294,100		\$12,294,100	
Child Safety Specialists	\$ 1,161,169	20.0	\$ 1,161,169	20.0
Diligent Search	\$ 203,444	6.0	\$ 203,444	6.0
Management Structure	\$ 6,699,030	116.0	\$ 6,699,030	116.0
Operations Support	\$ 1,314,668	28.0	\$ 1,314,668	28.0
Human Resources Contract	\$ 371,376		\$ 371,376	

DEPARTMENT OF FAMILY AND PROTECTIVE SERVICES
(Continued)

Contract Management (SAO)	\$ 500,000		\$ 500,000	
Independent Administrator/ Evaluator	\$ 1,225,195		\$ 1,225,195	
Contract Oversight	\$ 553,344	10.0	\$ 553,344	10.0
Staff Transition		(45.0)		(45.0)
Total, CPS Reform	\$162,800,517	2,523.0	\$163,050,517	2,523.0
Method of Financing:				
General Revenue	\$140,357,214		\$140,621,612	
Federal Funds	\$ 22,443,303		\$ 22,428,905	
Total, All Funds	\$162,800,517		\$163,050,517	

The Department of Family and Protective Services shall submit quarterly expenditure reports to the Legislative Budget Board and the Governor, that list actual and planned expenditures and FTEs for each CPS Reform purpose listed above.

29. Informational Listing - CPS Reform Continued. The following is an informational list of the purposes, amounts, and FTEs included in the appropriations made above in Strategy C.1.1, CPS Reform Continued.

	<u>2008</u>	<u>FTEs</u>	<u>2009</u>	<u>FTEs</u>
Family Group Decision Making During Investigations	\$ 1,760,551	31.0	\$ 1,760,551	31.0
Additional Family Based Safety Services Staff	\$ 1,445,841	48.0	\$ 7,541,917	160.0
Strengthen Families Through Enhanced In Home Support	\$ 4,426,500		\$ 4,823,000	
Purchased Client Services to Keep Families Together	\$ 1,590,452		\$ 2,802,568	
Family Group Decision Making after Removal	\$ 2,996,117	53.0	\$ 2,996,117	53.0
Purchased Client Services to Reunify Families	\$ 1,763,525		\$ 3,873,156	
Additional Substitute Care Staff	\$10,144,254	321.0	\$22,535,611	501.0
Additional Staff and Support for Kinship Placements	\$10,821,585	73.0	\$15,848,655	93.0
Additional Staff to Redact Records	\$ 431,200	10.0	\$ 431,200	10.0
Additional Legal Staff	\$ 1,102,044	23.0	\$ 1,102,044	23.0

DEPARTMENT OF FAMILY AND PROTECTIVE SERVICES
(Continued)

Tablet PCs for Substitute Care and Licensing Staff	\$ 4,006,488		\$ 4,526,486	
Expand Disproportionality Sites	\$ 666,312	8.0	\$ 493,224	8.0
Strengthen Program Support and Administrative Services	\$ 2,518,525	51.0	\$ 2,902,906	63.0
Records Management	\$ 2,445,399	13.0	\$ 2,344,433	13.0
Strengthen Licensing Oversight	\$ 5,546,303	84.0	\$ 5,028,573	84.0
Strengthen Contract Oversight	\$ 2,558,655	18.0	\$ 1,026,750	18.0
Additional Staff to Process Criminal History Checks	\$ 814,904	31.0	\$ 965,620	31.0
Enhance Community Engagement and Provider Development	\$ 231,091	4.0	\$ 203,999	4.0
Foster Care Caseload Reduction	\$(13,868,338)		\$(27,645,896)	
Total, CPS Reform Continued	\$41,401,368	768.0	\$53,560,879	1,092.0
Method of Financing:				
General Revenue	\$14,631,509		\$18,336,710	
Federal Funds	\$26,769,859		\$35,224,169	
Total, All Funds	\$41,401,368		\$53,560,879	

The Department of Family and Protective Services shall submit quarterly expenditure reports to the Legislative Budget Board and the Governor, that list actual and planned expenditures and FTEs for each CPS Reform purpose listed above.

30. **Informational Listing -- Supplemental Items.**⁶ Included in House Bill 15, Eightieth Legislature, Regular Session, are the following supplemental appropriations for CPS Reform Continued in fiscal year 2007: \$1,952,114 in General Revenue Funds, \$5,335,565 in All Funds, and 245 full-time-equivalent positions.
31. **Subsidized Kinship Guardianship Program.** The Department of Family and Protective Services is hereby directed to maximize federal funding for guardianship programs by developing and submitting or applying for a waiver that will allow the State of Texas to use Title IV-E or any other federal funds that become available for subsidized kinship guardianship programs.
32. **Other At-Risk Prevention Programs and Services.** From the amounts appropriated above in Strategy A.2.16, Other At-Risk Prevention Programs, the Department of Family and Protective Services shall allocate for the state fiscal biennium beginning September 1, 2007, not less than \$3,000,000 for one or more competitively procured established statewide networks of community-based prevention programs that provide evidence-based programs delivered by trained full-time staff, and address conditions resulting in negative outcomes for children and youth. Any vendor selected for funding through this strategy must provide

⁶ Modified to align with final decision.

DEPARTMENT OF FAMILY AND PROTECTIVE SERVICES
(Continued)

dollar-for-dollar matching funds. The Department of Family and Protective Services shall also allocate for the state fiscal biennium beginning September 1, 2007, from the amounts appropriated above in Strategy A.2.16, not less than \$1,600,000 for competitively procured community-based services for families with low-priority, less serious cases of abuse and neglect and for families with cases in which allegations of abuse or neglect of a child were unsubstantiated but involve families that have been previously investigated for abuse or neglect of a child.

- 33. Foster Care Rates.** Out of funds appropriated above for rate increases for foster care, the Health and Human Services Commission shall ensure that foster families receive a rate increase of 4.3 percent above the current minimum rate paid to foster families for each level of service. The remaining funds shall be distributed proportionally across all other types of providers of foster care based on each provider type's ratio of costs as reported on the most recently audited cost report to existing payment rates.
- 34. CPS Investigative Pay.** The Department of Family and Protective Services is authorized to continue to provide the annual amount of \$5,000 established by the Seventy-ninth Legislature for child protective services investigation caseworkers and supervisors. The pay shall be paid at the rate of \$416.67 per month, or pro-rata portion if a partial month is worked in the position. This pay is in addition to the salary rates stipulated by the General Provisions of this Act relating to the position classifications and assigned salary ranges.

DEPARTMENT OF STATE HEALTH SERVICES

	For the Years Ending	
	August 31, 2008	August 31, 2009
Method of Financing:		
<u>General Revenue Fund</u>		
General Revenue Fund	\$ 581,062,423	\$ 582,668,799
GR for Mental Health Block Grant	209,185,640	209,185,640
GR for Substance Abuse Prevention and Treatment Block Grant	24,117,023	24,117,023
GR for Maternal and Child Health Block Grant	40,208,729	40,208,729
GR for HIV Services	35,775,601	35,775,601
GR Match for Medicaid	6,598,871	6,598,871
GR Certified as Match for Medicaid	61,528,938	61,528,938
GR - Insurance Companies Maintenance Tax and Insurance		
Department Fees	5,890,877	5,890,877
Vendor Drug Rebates—Public Health, estimated	1,393,000	1,393,000
Subtotal, General Revenue Fund	<u>\$ 965,761,102</u>	<u>\$ 967,367,478</u>
<u>General Revenue Fund - Dedicated</u>		
Vital Statistics Account No. 019	4,809,855	4,809,855
Hospital Licensing Account No. 129	1,259,430	1,259,430
Food and Drug Retail Fee Account No. 341	1,654,032	1,654,032
Bureau of Emergency Management Account No. 512	2,156,876	2,156,876
Public Health Services Fee Account No. 524	11,171,327	11,171,327
Health Services Laboratory Financing Fees (formerly 3595), estimated	2,875,931	2,870,731
Commission on State Emergency Communications Account No. 5007	1,820,943	1,820,943
Sexual Assault Program Account No. 5010	50,000	0
Asbestos Removal Licensure Account No. 5017	3,124,196	3,124,196
Workplace Chemicals List Account No. 5020	591,763	591,763
Certification of Mammography Systems Account No. 5021	351,623	351,623
Oyster Sales Account No. 5022	252,000	252,000
Food and Drug Registration Account No. 5024	5,653,878	5,649,282
Animal Friendly Plates Account No. 5032, estimated	1,177,500	1,177,500
Permanent Fund for Health and Tobacco Education and Enforcement Account No. 5044, estimated	8,239,757	8,807,757
Permanent Fund for Children & Public Health Account No. 5045, estimated	4,296,881	4,588,881
Permanent Fund for EMS & Trauma Care Account No. 5046, estimated	4,149,783	4,435,783
Permanent Hospital Fund for Capital Improvements and the Texas Center for Infectious Disease Account No. 5048, estimated	1,056,949	1,128,949
State Owned Multicategorical Teaching Hospital Account No. 5049	10,000,000	10,000,000
Perpetual Care Account No. 5096, estimated	812,500	812,500
EMS, Trauma Facilities, Trauma Care Systems Account No. 5108	2,380,379	2,380,379
Designated Trauma Facility and EMS Account No. 5111	51,762,132	51,762,132
Childhood Immunization Account No. 5125	239,613	239,613
WIC Rebates (formerly 3597), estimated	230,126,268	232,813,818
Subtotal, General Revenue Fund - Dedicated	<u>\$ 350,013,616</u>	<u>\$ 353,859,370</u>
Federal Funds	1,184,163,831	1,187,999,853
<u>Other Funds</u>		
Appropriated Receipts	7,684,085	7,684,086
State Chest Hospital Fees and Receipts	1,898,140	1,898,140
DSHS Public Health Medicaid Reimbursements	13,739,761	13,739,761
MH Collections for Patient Support and Maintenance	7,051,515	7,051,515
MH Appropriated Receipts	5,550,445	5,550,445
Interagency Contracts	62,146,434	62,344,972
Bond Proceeds - General Obligation Bonds	70,210,316	UB
Subtotal, Other Funds	<u>\$ 168,280,696</u>	<u>\$ 98,268,919</u>
Total, Method of Financing	<u><u>\$ 2,668,219,245</u></u>	<u><u>\$ 2,607,495,620</u></u>
Other Direct and Indirect Costs Appropriated Elsewhere in this Act		
	\$ 6,350,695	\$ 6,437,326

DEPARTMENT OF STATE HEALTH SERVICES

(Continued)

This bill pattern represents an estimated 100% of this agency's estimated total available funds for the biennium.

Number of Full-Time-Equivalents (FTE): ¹	12,203.7	12,206.2
---	----------	----------

Schedule of Exempt Positions:		
Commissioner, Group 6 ²	\$183,750	\$183,750

Items of Appropriation:

A. Goal: PREPAREDNESS AND PREVENTION

Preparedness and Prevention Services.

A.1.1. Strategy: PUBLIC HEALTH PREP. & COORD.³

SVCS	\$	130,153,897	\$	119,445,897
Public Health Preparedness and Coordinated Services.				

A.1.2. Strategy: REGISTRIES, INFO, & VITAL RECORDS⁴

Health Registries, Information, and Vital Records.	\$	27,711,253	\$	27,641,912
--	----	------------	----	------------

A.2.1. Strategy: IMMUNIZE CHILDREN & ADULTS IN TEXAS

Immunize Children and Adults in Texas.	\$	49,305,816	\$	49,305,816
--	----	------------	----	------------

A.2.2. Strategy: HIV/STD PREVENTION

	\$	152,470,854	\$	154,118,255
--	----	-------------	----	-------------

A.2.3. Strategy: INFECTIOUS DISEASE

PREV/EPI/SURV	\$	32,518,814	\$	32,683,688
Infectious Disease Prevention, Epidemiology and Surveillance.				

A.3.1. Strategy: CHRONIC DISEASE PREVENTION

Health Promotion & Chronic Disease Prevention.	\$	7,139,203	\$	7,139,203
--	----	-----------	----	-----------

A.3.2. Strategy: ABSTINENCE EDUCATION

	\$	5,653,783	\$	5,653,783
--	----	-----------	----	-----------

A.3.3. Strategy: KIDNEY HEALTH CARE

	\$	17,246,520	\$	17,849,916
--	----	------------	----	------------

A.3.4. Strategy: CHILDREN WITH SPECIAL NEEDS

Children with Special Health Care Needs.	\$	39,074,424	\$	39,074,424
--	----	------------	----	------------

A.3.5. Strategy: EPILEPSY HEMOPHILIA SERVICES

	\$	1,261,102	\$	1,261,102
--	----	-----------	----	-----------

A.4.1. Strategy: LABORATORY SERVICES

	\$	36,459,801	\$	36,494,489
--	----	------------	----	------------

Total, Goal A: PREPAREDNESS AND PREVENTION	\$	498,995,467	\$	490,668,485
---	-----------	--------------------	-----------	--------------------

B. Goal: COMMUNITY HEALTH SERVICES

B.1.1. Strategy: WIC/FARMER'S MARKET NUTRITION

SVCS	\$	731,513,554	\$	743,990,781
Provide WIC Services: Benefits, Nutrition Education & Counseling.				

B.1.2. Strategy: WOMEN & CHILDREN'S HEALTH

SERVICES	\$	73,779,998	\$	73,864,867
----------	----	------------	----	------------

Women and Children's Health Services.

B.1.3. Strategy: FAMILY PLANNING SERVICES

	\$	51,250,007	\$	51,250,007
--	----	------------	----	------------

B.1.4. Strategy: COMMUNITY PRIMARY CARE SERVICES

	\$	13,206,996	\$	13,206,996
--	----	------------	----	------------

B.2.1. Strategy: MENTAL HEALTH SVCS-ADULTS

Mental Health Services for Adults.	\$	297,003,986	\$	289,940,750
------------------------------------	----	-------------	----	-------------

B.2.2. Strategy: MENTAL HEALTH SVCS-CHILDREN

Mental Health Services for Children.	\$	65,682,268	\$	65,492,081
--------------------------------------	----	------------	----	------------

B.2.3. Strategy: COMMUNITY MENTAL HEALTH CRISIS

SVCS	\$	27,317,890	\$	54,682,110
------	----	------------	----	------------

Community Mental Health Crisis Services.

B.2.4. Strategy: NORTHSTAR BEHAV HLTH WAIVER

NorthSTAR Behavioral Health Waiver.	\$	97,940,434	\$	97,340,930
-------------------------------------	----	------------	----	------------

B.2.5. Strategy: SUBSTANCE ABUSE

PREV/INTERV/TREAT	\$	149,226,475	\$	149,226,475
-------------------	----	-------------	----	-------------

Substance Abuse Prevention, Intervention and Treatment.

¹ Incorporates §§ 18.02, 19.52, 19.79, and 19.103 of Article IX of this Act and the passage of HB 1396, 80th Legislature, Regular Session, resulting in a total decrease of 63 FTEs in FY 2008 and 62.5 FTEs in FY 2009.

² Salary amount increased from \$175,000, pursuant to Article IX, § 3.05 (c).

³ Incorporates the passage of HB 15, § 24, and HB 1396, 80th Legislature, Regular Session, resulting in a net increase of \$10,143,398 in All Funds, including \$10,644,872 in General Revenue Funds, for the biennium.

⁴ Incorporates Article IX, § 19.74, of this Act, due to the enactment of HB 1751, 80th Legislature, Regular Session, relating to the imposition and use of a fee on certain sexually oriented businesses and certain programs for the prevention of sexual assault, resulting in an increase in General Revenue-Dedicated Funds of \$50,000 in FY 2008.

DEPARTMENT OF STATE HEALTH SERVICES
(Continued)

B.2.6. Strategy: REDUCE USE OF TOBACCO PRODUCTS	\$	10,482,003	\$	11,050,003
Develop a Statewide Program to Reduce the Use of Tobacco Products.				
B.3.1. Strategy: EMS AND TRAUMA CARE SYSTEMS	\$	60,296,931	\$	60,582,931
B.3.2. Strategy: FQHC INFRASTRUCTURE GRANTS	\$	5,000,000	\$	5,000,000
B.3.3. Strategy: INDIGENT HEALTH CARE REIMBURSEMENT	\$	10,000,000	\$	10,000,000
Indigent Health Care Reimbursement (UTMB).				
B.3.4. Strategy: COUNTY INDIGENT HEALTH CARE SVCS	\$	7,374,877	\$	7,374,877
County Indigent Health Care Services.				
Total, Goal B: COMMUNITY HEALTH SERVICES	\$	1,600,075,419	\$	1,633,002,808
C. Goal: HOSPITAL FACILITIES AND SERVICES				
Hospital Facilities Management and Services.				
C.1.1. Strategy: TX CENTER FOR INFECTIOUS DISEASE	\$	10,280,234	\$	10,352,234
Texas Center for Infectious Disease.				
C.1.2. Strategy: SOUTH TEXAS HEALTH CARE SYSTEM	\$	7,071,929	\$	7,071,929
C.1.3. Strategy: MENTAL HEALTH STATE HOSPITALS ⁵	\$	317,194,466	\$	316,888,725
C.2.1. Strategy: MENTAL HEALTH COMMUNITY HOSPITALS ⁶	\$	23,664,248	\$	23,664,248
Total, Goal C: HOSPITAL FACILITIES AND SERVICES	\$	358,210,877	\$	357,977,136
D. Goal: CONSUMER PROTECTION SERVICES				
D.1.1. Strategy: FOOD (MEAT) AND DRUG SAFETY ⁷	\$	20,723,204	\$	20,714,508
D.1.2. Strategy: ENVIRONMENTAL HEALTH	\$	7,624,121	\$	7,624,121
D.1.3. Strategy: RADIATION CONTROL ⁸	\$	7,959,182	\$	8,050,022
D.1.4. Strategy: HEALTH CARE PROFESSIONALS ⁹	\$	7,289,908	\$	7,139,979
D.1.5. Strategy: HEALTH CARE FACILITIES ¹⁰	\$	6,760,072	\$	6,760,072
D.1.6. Strategy: TEXASONLINE	\$	1,049,240	\$	1,049,240
TexasOnline. Estimated and Nontransferable.				
D.1.7. Strategy: SEX OFFENDER TREATMENT/SUPERVISION	\$	2,835,517	\$	3,035,884
Sex Offender Treatment and Supervision.				
Total, Goal D: CONSUMER PROTECTION SERVICES	\$	54,241,244	\$	54,373,826
E. Goal: INDIRECT ADMINISTRATION				
E.1.1. Strategy: CENTRAL ADMINISTRATION	\$	16,702,013	\$	16,722,240
E.1.2. Strategy: IT PROGRAM SUPPORT	\$	5,734,486	\$	5,738,261
Information Technology Program Support.				
E.1.3. Strategy: OTHER SUPPORT SERVICES	\$	17,098,181	\$	17,110,334
E.1.4. Strategy: REGIONAL ADMINISTRATION	\$	1,433,871	\$	1,434,431
Total, Goal E: INDIRECT ADMINISTRATION	\$	40,968,551	\$	41,005,266
F. Goal: CAPITAL ITEMS				
F.1.1. Strategy: LABORATORY (AUSTIN) BOND DEBT	\$	2,875,931	\$	2,870,731

⁵ Incorporates Article IX, § 19.90, of this Act, due to the enactment of HB 654, 80th Legislature, Regular Session, relating to a pilot project to develop and operate a crisis stabilization unit on the Kerrville State Hospital grounds, resulting in an increase in General Revenue Funds of \$500,000 in each fiscal year of the biennium.

⁶ Incorporates the passage of HB 15, § 42, 80th Legislature, Regular Session, which includes \$7,000,000 in General Revenue Funds for the biennium for the operations of the University of Texas Harris County Psychiatric Center.

⁷ Incorporates Article IX contingency appropriations for §§ 19.50 and 19.79 of this Act, resulting in a total increase of \$1,894,228 in All Funds, including \$72,260 in General Revenue Funds and \$1,821,968 in General Revenue-Dedicated Funds, for the biennium, and 14 FTEs in each fiscal year of the biennium.

⁸ Incorporates Article IX, § 19.103, of this Act, due to the enactment of SB 1604, 80th Legislature, Regular Session, relating to the transfer of the regulation of radioactive substances from the Department of State Health Services to the Texas Commission on Environmental Quality, resulting in a decrease of \$988,771 in FY 2008 and \$897,931 in FY 2009 in General Revenue Funds and 11 FTEs in each fiscal year of the biennium.

⁹ Incorporates Article IX contingency appropriations for §§ 19.51 and 19.52 of this Act, resulting in a total increase of \$200,071 in General Revenue Funds for the biennium and 0.5 FTEs in FY 2009.

¹⁰ Incorporates Article IX, § 19.44, of this Act, due to the enactment of SB 1731, 80th Legislature, Regular Session, relating to consumer access to health care information and consumer protection, resulting in an increase in General Revenue Funds of \$450,000 in each fiscal year of the biennium.

DEPARTMENT OF STATE HEALTH SERVICES
(Continued)

F.1.2. Strategy: CONSTRUCT HLTH FACILITIES, TCID Construction: Health Care Facilities, TCID.	\$	32,077,071	\$	UB
F.1.3. Strategy: CONSTRUCT HLTH FACILITIES, S. TX Construction: Health Care Facilities, South Texas Health Care System.	\$	12,950,693	\$	UB
F.1.4. Strategy: REPAIR & RENOVATION: MH FACILITIES ¹¹	\$	39,044,767	\$	1,982,498 & UB
Capital Repair and Renovation: Mental Health Facilities.				
F.2.1. Strategy: CAPITAL ITEMS - PUBLIC HEALTH ¹²	\$	25,564,911	\$	19,186,242 & UB
Total, Goal F: CAPITAL ITEMS	\$	112,513,373	\$	24,039,471
G. Goal: WAITING/INTEREST LIST: REDUCE Waiting and Interest List: Reduce.				
G.1.1. Strategy: WAITING/INTEREST LIST: REDUCE Waiting and Interest List: Reduce.	\$	3,214,314	\$	6,428,628
Grand Total, DEPARTMENT OF STATE HEALTH SERVICES	\$	2,668,219,245	\$	2,607,495,620
Object-of-Expense Informational Listing:				
Salaries and Wages	\$	392,987,809	\$	393,521,068
Other Personnel Costs		19,181,755		19,217,372
Professional Fees and Services		69,138,380		68,091,440
Fuels and Lubricants		982,546		982,547
Consumable Supplies		22,260,896		11,260,896
Utilities		14,613,186		14,617,522
Travel		7,999,695		8,062,755
Rent - Building		6,219,137		6,223,776
Rent - Machine and Other		4,856,256		4,704,945
Debt Service		2,875,931		2,870,731
Other Operating Expense		236,879,958		238,408,387
Client Services		913,478,051		956,472,068
Food for Persons - Wards of State		4,030,320		4,030,320
Grants		863,344,320		857,369,124
Capital Expenditures		109,371,005		21,662,669
Total, Object-of-Expense Informational Listing	\$	2,668,219,245	\$	2,607,495,620
Estimated Allocations for Employee Benefits and Debt Service Appropriations Made Elsewhere in this Act:				
<u>Employee Benefits</u>				
Retirement	\$	26,122,806	\$	26,602,781
Group Insurance		93,592,261		96,854,612
Social Security		33,344,772		33,829,019
Benefits Replacement		4,070,332		3,866,816
Subtotal, Employee Benefits	\$	157,130,171	\$	161,153,228
<u>Debt Service</u>				
TPFA GO Bond Debt Service	\$	14,583,985	\$	17,281,577
Lease Payments		1,752,304		1,688,188
Subtotal, Debt Service	\$	16,336,289	\$	18,969,765
Total, Estimated Allocations for Employee Benefits and Debt Service Appropriations Made Elsewhere in this Act	\$	173,466,460	\$	180,122,993

¹¹ Incorporates Article IX, § 19.71, of this Act, relating to the contingent appropriation of general obligation bond proceeds, subject to the approval of a proposition by Texas voters as authorized by SJR 65, 80th Legislature, Regular Session, resulting in an increase of \$29,589,399 in General Obligation Bond Proceeds in FY 2008.

¹² Incorporates Article IX, § 19.71, of this Act, relating to the contingent appropriation of general obligation bond proceeds, subject to the approval of a proposition by Texas voters as authorized by SJR 65, 80th Legislature, Regular Session, resulting in an increase of \$1,042,750 in General Obligation Bond Proceeds in FY 2008.

DEPARTMENT OF STATE HEALTH SERVICES
(Continued)

1. **Performance Measure Targets.** The following is a listing of the key performance target levels for the Department of State Health Services. It is the intent of the Legislature that appropriations made by this Act be utilized in the most efficient and effective manner possible to achieve the intended mission of the Department of State Health Services. In order to achieve the objectives and service standards established by this Act, the Department of State Health Services shall make every effort to attain the following designated key performance target levels associated with each item of appropriation.

	<u>2008</u>	<u>2009</u>
A. Goal: PREPAREDNESS AND PREVENTION		
Outcome (Results/Impact):		
Vaccination Coverage Levels among Children Aged 19 to 35 Months	78%	78%
Incidence Rate of TB Among Texas Residents	7.35	7.35
A.1.1. Strategy: PUBLIC HEALTH PREP. & COORD. SVCS		
Output (Volume):		
Number of Educational Hours Provided on Bioterrorism and Public Health Preparedness	34,500	34,700
A.1.2. Strategy: REGISTRIES, INFO, & VITAL RECORDS		
Efficiencies:		
Average Number of Days to Certify or Verify Records	11	11
A.2.1. Strategy: IMMUNIZE CHILDREN & ADULTS IN TEXAS		
Output (Volume):		
Number of Doses Administered	12,246,628	12,246,628
Explanatory:		
Dollar Value (in Millions) of Vaccine Provided by the Federal Government	189	189
A.2.2. Strategy: HIV/STD PREVENTION		
Output (Volume):		
Number of Persons Served by the HIV Medication Program	14,417	15,544
A.2.3. Strategy: INFECTIOUS DISEASE PREV/EPI/SURV		
Output (Volume):		
Number of Disease Investigations Conducted	102,000	102,000
A.3.1. Strategy: CHRONIC DISEASE PREVENTION		
Output (Volume):		
Number of Diabetes-related Prevention Activities	266,000	266,000
A.3.2. Strategy: ABSTINENCE EDUCATION		
Output (Volume):		
Number of Persons Served in Abstinence Education Programs	323,200	323,200
A.3.3. Strategy: KIDNEY HEALTH CARE		
Output (Volume):		
Number of Kidney Health Clients Provided Services	21,130	21,941
A.3.4. Strategy: CHILDREN WITH SPECIAL NEEDS		
Output (Volume):		
Number of CSHCN Clients Receiving Medical Services	2,600	2,600
Explanatory:		
Number of Clients Removed from Waiting List and Provided Services	66	133
B. Goal: COMMUNITY HEALTH SERVICES		
Outcome (Results/Impact):		
Percentage of Eligible WIC Population Served	81%	84%
Number of Infant Deaths Per Thousand Live Births (Infant Mortality Rate)	5.1	5.1
Percentage of Low Birth Weight Births	7.8%	7.8%
Number of Pregnant Females Age 13-19 Per Thousand (Adolescent Pregnancy Rate)	45.4	43.8
Prevalence of Tobacco Use among Middle & High School Youth in Target Areas of Texas	20%	19%
Percent of Youth Who Complete Treatment Programs and Report No Past Month Substance Use at Follow-up	84%	84%
Percent of Adults Who Complete Treatment Programs and Report No Past Month Substance Use at Follow-up	87%	87%
Percent of Adults Receiving Community Mental Health Services Who Were Admitted to a Level of Care (Service Package) Following Assessment	80%	80%
Percent of Adults Receiving Community Mental Health Services Whose Functional Level Stabilized or Improved	81%	81%

DEPARTMENT OF STATE HEALTH SERVICES
(Continued)

Percent of Children Receiving Community Mental Health Services Who Were Admitted to a Level of Care (Service Package) Following Assessment	80%	80%
B.1.1. Strategy: WIC/FARMER'S MARKET NUTRITION SVCS		
Output (Volume):		
Number of WIC Participants Provided Nutritious Food Supplements Per Month	963,177	1,005,000
Explanatory:		
Incidence (Percent) of Low Birth Weight Babies Born to Women, Infants and Children (WIC) Nutrition Program Mothers	5.7	5.5
B.1.2. Strategy: WOMEN & CHILDREN'S HEALTH SERVICES		
Output (Volume):		
Number of Infants <1 and Children Age 1-21 Years Provided Services by the Maternal and Child Health Program	44,700	44,700
Number of Women over 21 Provided Services by the Maternal and Child Health Program (Title V)	45,475	45,475
B.1.3. Strategy: FAMILY PLANNING SERVICES		
Output (Volume):		
Number of Adults and Adolescents Receiving Family Planning Services	266,600	266,600
B.1.4. Strategy: COMMUNITY PRIMARY CARE SERVICES		
Output (Volume):		
Number of Primary Health Care Eligible Patients Provided Access to Primary Care Services	79,055	79,055
B.2.1. Strategy: MENTAL HEALTH SVCS-ADULTS		
Output (Volume):		
Average Monthly Number of Adults Receiving Community Mental Health Services	47,944	47,944
Average Monthly Number of Persons Receiving Community Mental Health New Generation Medications	18,105	18,105
Efficiencies:		
Average Monthly Cost Per Adult Receiving Community Mental Health Services	360	360
Average Monthly Cost of New Generation Medications Per Person Receiving Community Mental Health New Generation Medications	275	275
B.2.2. Strategy: MENTAL HEALTH SVCS-CHILDREN		
Output (Volume):		
Average Monthly Number of Children Receiving Community Mental Health Services	11,126	11,126
Efficiencies:		
Average Monthly Cost Per Child Receiving Community Mental Health Services	445	445
B.2.4. Strategy: NORTHSTAR BEHAV HLTH WAIVER		
Explanatory:		
Average Monthly Number of Persons Covered by NorthSTAR Behavioral Health Services Waiver	974,385	999,079
B.2.5. Strategy: SUBSTANCE ABUSE PREV/INTERV/TREAT		
Output (Volume):		
Average Monthly Number of Adults Served in Substance Abuse Prevention Programs	29,000	29,000
Average Monthly Number of Youth Served in Substance Abuse Prevention Programs	106,640	106,640
Average Monthly Number of Adults Served in Substance Abuse Intervention Programs	15,000	15,000
Average Monthly Number of Youth Served in Substance Abuse Intervention Programs	2,386	2,386
Average Monthly Number of Adults Served in Treatment Programs for Substance Abuse	3,695	3,695
Average Monthly Number of Youth Served in Treatment Programs for Substance Abuse	625	625
B.2.6. Strategy: REDUCE USE OF TOBACCO PRODUCTS		
Output (Volume):		
Number of Texas Communities Implementing Comprehensive Tobacco Prevention Programs	6	6
B.3.1. Strategy: EMS AND TRAUMA CARE SYSTEMS		
Output (Volume):		
Number of Emergency Health Care Providers (EMS Firms, Hospitals, RACS) Assisted through EMS/Trauma System Funding Programs	2,255	2,255

DEPARTMENT OF STATE HEALTH SERVICES
(Continued)

C. Goal: HOSPITAL FACILITIES AND SERVICES

Outcome (Results/Impact):

Percent of Consumers Receiving State Mental Health Facility Services Whose Functional Level Stabilized or Improved	99%	99%
C.1.1. Strategy: TX CENTER FOR INFECTIOUS DISEASE		
Output (Volume):		
Number of Inpatient Days, Texas Center for Infectious Disease	16,000	16,000
C.1.2. Strategy: SOUTH TEXAS HEALTH CARE SYSTEM		
Output (Volume):		
Number of Outpatient Visits, South Texas Health Care System	56,500	56,500
C.1.3. Strategy: MENTAL HEALTH STATE HOSPITALS		
Output (Volume):		
Average Daily Census of State Mental Health Facilities	2,477	2,477
Average Monthly Number of State Mental Health Facility Consumers Receiving New Generation Medication Services	3,030	3,030
Efficiencies:		
Average Daily Facility Cost Per Occupied State Mental Health Facility Bed	378	378
Average Monthly Cost of New Generation Medications Per State Mental Health Facility Consumer Receiving New Generation Medication Services	437	437

D. Goal: CONSUMER PROTECTION SERVICES

Outcome (Results/Impact):

Percentage of Licenses Issued within Regulatory Timeframe	98%	98%
D.1.1. Strategy: FOOD (MEAT) AND DRUG SAFETY		
Efficiencies:		
Average Cost Per Surveillance Activity	142.11	142.11
D.1.2. Strategy: ENVIRONMENTAL HEALTH		
Efficiencies:		
Average Cost Per Surveillance Activity	150.78	150.78
D.1.3. Strategy: RADIATION CONTROL		
Efficiencies:		
Average Cost Per Surveillance Activity	297.64	297.64
D.1.4. Strategy: HEALTH CARE PROFESSIONALS		
Output (Volume):		
Number of Health Care Professionals and Licensed Chemical Dependency Counselors Licensed, Permitted, Certified, Registered, or Documented	77,524	77,524
D.1.7. Strategy: SEX OFFENDER TREATMENT/SUPERVISION		
Output (Volume):		
Number of Sex Offenders Provided Treatment and Supervision	108	158
Efficiencies:		
Average Cost Per Sex Offender for Treatment and Supervision	26,254	19,214
Explanatory:		
Number of New Civil Commitments	25	50

2. Capital Budget.¹³ None of the funds appropriated above may be expended for capital budget items except as listed below. The amounts shown below shall be expended only for the purposes shown and are not available for expenditure for other purposes. Amounts appropriated above and identified in this provision as appropriations either for "Lease Payments to the Master Lease Purchase Program" or for items with an "(MLPP)" notation shall be expended only for the purpose of making lease-purchase payments to the Texas Public Finance Authority pursuant to the provisions of Government Code, §1232.103.

	2008	2009
a. Construction of Buildings and Facilities		
(1) Laboratory - Bond Debt Service	\$ 2,875,931	\$ 2,870,731
(2) Hospital Construction - South Texas Health Care System	12,950,693	UB

¹³ Incorporates Article IX, § 18.02 (e), of this Act, relating to data center consolidation, which requires data center services expenditures to be categorized as a capital budget item. Also incorporates Article IX, § 19.71, of this Act, relating to the contingent appropriation of \$30,632,149 in general obligation bond proceeds, subject to the approval of a proposition by Texas voters as authorized by SJR 65, 80th Legislature, Regular Session.

DEPARTMENT OF STATE HEALTH SERVICES
(Continued)

(3) Hospital Construction - Texas Center for Infectious Disease	32,077,071	UB
Total, Construction of Buildings and Facilities	<u>\$ 47,903,695</u>	<u>\$ 2,870,731</u>
b. Repair or Rehabilitation of Buildings and Facilities		
(1) Construction of MH Facilities	7,501,096	UB
(2) Repair and Renovation of MH State Hospitals (SJR 65/SB 2033)	30,632,149	UB
Total, Repair or Rehabilitation of Buildings and Facilities	<u>\$ 38,133,245</u>	<u>\$ UB</u>
c. Acquisition of Information Resource Technologies		
(1) WIC EBT II (New Card Development)	3,100,000	0
(2) Information Systems Improvement	8,866,231	8,866,231
(3) WIC Clinic PC Replacement	2,869,756	2,150,406
(4) Seat Management	2,057,162	1,905,853
(5) Laboratory Information System Enhancement	63,228	78,491
(6) Information Systems Infrastructure	4,664,956	3,827,986
(7) Data Center Consolidation	5,852,938	5,638,029
Total, Acquisition of Information Resource Technologies	<u>\$ 27,474,271</u>	<u>\$ 22,466,996</u>
d. Acquisition of Capital Equipment and Items		
(1) Miscellaneous Lab Equipment	50,000	46,900
e. Lease Payments to the Master Lease Purchase Program (MLPP)		
(1) Payment of MLPP - Energy Conservation-MH	1,954,272	1,982,498
(2) Payment of MLPP - Furniture & Equipment-MH	484,588	475,695
(3) Payment of MLPP - Telecommunications	365,694	361,521
(4) Payment of MLPP - Vehicles	689,792	748,455
Total, Lease Payments to the Master Lease Purchase Program (MLPP)	<u>\$ 3,494,346</u>	<u>\$ 3,568,169</u>
f. Transportation Items		
(1) Vehicles	<u>590,000</u>	<u>0</u>
Total, Capital Budget	<u><u>\$ 117,645,557</u></u>	<u><u>\$ 28,952,796</u></u>

Method of Financing (Capital Budget):

<u>General Revenue Fund</u>		
General Revenue Fund	\$ 27,223,565	\$ 12,725,844
GR Match for Medicaid	23,872	23,872
General Revenue - Insurance Companies		
Maintenance Tax and Insurance Department Fees	25,179	0
Subtotal, General Revenue Fund	<u>\$ 27,272,616</u>	<u>\$ 12,749,716</u>
<u>General Revenue Fund - Dedicated</u>		
Vital Statistics Account No. 019	33,256	33,256
Hospital Licensing Account No. 129	3,276	3,276
Food and Drug Fee Retail Account No. 341	4,988	4,988
Bureau of Emergency Management Account No. 512	5,622	5,622
Public Health Services Fee Account No. 524	288,307	269,672
Health Services Laboratory Financing Fees (formerly 3595)	2,875,931	2,870,731
Commission on State Emergency Communications Account No. 5007	64	64
Asbestos Removal Licensure Account No. 5017	65,403	65,403
Workplace Chemicals List Account No. 5020	1,738	1,738
Certificate of Mammography Systems Account No. 5021	762	762
Food and Drug Registration Account No. 5024	12,720	12,720

DEPARTMENT OF STATE HEALTH SERVICES
(Continued)

Permanent Fund for Health and Tobacco Education and Enforcement Account No. 5044	21,262	21,262
Permanent Fund for Children & Public Health Account No. 5045	557	557
Permanent Fund for EMS & Trauma Care Account No. 5046	2,628	2,628
EMS, Trauma Facilities, Trauma Care Systems Account No. 5108	129	129
Designated Trauma Facility and EMS Account No. 5111	740	740
Subtotal, General Revenue Fund - Dedicated	<u>\$ 3,317,383</u>	<u>\$ 3,293,548</u>
Federal Funds	16,758,274	12,824,394
<u>Other Funds</u>		
Appropriated Receipts	1,477	1,477
DSHS Public Health Medicaid Reimbursements	48,346	48,346
Interagency Contracts	37,145	35,315
Bond Proceeds - General Obligation Bonds	<u>70,210,316</u>	<u>UB</u>
Subtotal, Other Funds	<u>\$ 70,297,284</u>	<u>\$ 85,138</u>
Total, Method of Financing	<u>\$ 117,645,557</u>	<u>\$ 28,952,796</u>

3. **Criminal Justice/Substance Abuse Initiative.** Out of funds appropriated above in Strategy B.2.5, Substance Abuse Prevention, Intervention, and Treatment, the Department of State Health Services shall transfer \$3,250,000 in each year of the biennium to the Treatment Alternative to Incarceration Program with the Texas Department of Criminal Justice for the provision of outpatient substance abuse treatment services for probationers. The agencies shall enter into an interagency contract to include data reporting provisions to address performance and other data requirements for state and federal reporting.
4. **Client Services.** It is the intent of the Legislature that the Department of State Health Services (DSHS) and the Department of Family and Protective Services (DFPS) enter into a Memorandum of Understanding for providing outpatient treatment services by DSHS to referred DFPS clients. Out of Substance Abuse Prevention and Treatment Block Grant federal funding at DSHS, a maximum of \$2,070,114 for the biennium may be used for qualified services to DFPS clients.
5. **Notification of Intent to Utilize Additional Federal SAPT Block Grant Funds.** The Department of State Health Services (DSHS) shall notify the Legislative Budget Board and the Governor of its intent to use additional federal Substance Abuse Prevention and Treatment (SAPT) block grant funds in excess of the amounts specifically appropriated in the strategies above, which total \$135,160,342 for fiscal year 2008 and \$135,160,342 for fiscal year 2009. This notification shall explain the services to be provided, the original source of funding for the program or services or indicate that programs or services are being expanded beyond levels assumed in the appropriations act, and the grant and amount of the grant funds to be used. The notification shall be submitted at least 45 days prior to allocations made out of funds appropriated above.
6. **Other Reporting Requirements.**
 - a. **Federal Reports.** The Department of State Health Services shall submit the following information to the Legislative Budget Board and the Governor no later than the date the respective report is submitted to the federal government:
 - (1) Notification of proposed State Plan amendments and waivers for the Maternal and Child Health Block Grant (Title V of the Social Security Act), the Special Supplemental Food Program for Women, Infants and Children Program (Child Nutrition Act of 1966), and the Substance Abuse, Prevention and Treatment Block Grant and any other federal grant requiring a state plan. State Plan amendments and waiver submissions shall also be provided to the Senate Health and Human Services, House Human Services, and House Public Health committee.
 - (2) A copy of each report or petition submitted to the federal government relating to the grants and programs noted above under section a (1).

DEPARTMENT OF STATE HEALTH SERVICES
(Continued)

- b. **Federal Issues.** The Department of State Health Services shall notify the Legislative Budget Board and the Governor on a timely basis about emerging issues that could result in the loss of more than \$1 million in federal revenue assumed in the appropriations act.
- c. **Monthly Financial Reports.** The Department of State Health Services shall submit the following information to the Legislative Budget Board and the Governor on a monthly basis:
- (1) Information on appropriated, budgeted, expended and projected funds, by strategy and method of finance.
 - (2) Narrative explanations of significant budget adjustments, ongoing budget issues, and other as appropriate.
 - (3) Collections, expenditures, and balances for revenues generated by the department as of the last day of the prior month.
 - (4) Any other information requested by the Legislative Budget Board or the Governor.
- d. The monthly financial reports shall be prepared in a format specified by the Legislative Budget Board.
7. **Mental Health Community Hospital Medicaid Services.** The Harris County Psychiatric Center, Lubbock Community Hospital, and Galveston Community Hospital shall certify appropriated state funds to the Health and Human Services Commission or its designee for the state share of Medicaid reimbursement for the following services:
- a. Inpatient psychiatric services for children.
 - b. Inpatient psychiatric services for age 65 and over (Institute for Mental Disease option).
- The Department of State Health Services shall report monthly to the Legislative Budget Board and the Governor on the amounts certified by each mental health community hospital.
8. **Performance Contracts.** Funds in Strategy C.2.1, Mental Health Community Hospitals, shall be allocated through performance contracts with local mental health authorities.
9. **Transfers of Appropriation - State Owned Hospitals.** The Department of State Health Services shall transfer from non-Medicaid state appropriated funds the following amounts to the Health and Human Services Commission for the Disproportionate Share Hospital Reimbursement Program:
- | | <u>2008</u> | <u>2009</u> |
|-------------------------------------|------------------|------------------|
| State Mental Health Hospitals | \$ 281,967,623 | \$ 281,967,623 |
| Harris County Psychiatric Center | 12,847,942 | 12,847,942 |
| Texas Center for Infectious Disease | <u>9,420,602</u> | <u>9,420,602</u> |
| | \$ 304,236,167 | \$ 304,236,167 |
- The timing and form of such transfers shall be determined by the Comptroller of Public Accounts in consultation with the Health and Human Services Commission. The Legislative Budget Board is authorized to adjust the amounts of such transfers as necessary to match available federal funds. The department shall also transfer non-Medicaid state appropriated funds as necessary for other qualifying state-funded community hospitals including mental health community hospitals. DSHS shall monitor Medicaid utilization rates at these state-owned hospitals to ensure their qualification for the Disproportionate Share Hospital Reimbursement Program.
10. **Disposition of Construction Appropriation.** Construction appropriations may be used to pay salaries and travel expenses of department engineers and architects and administrative expenses of construction projects (but shall not exceed \$500,000 in a fiscal year that are paid out of General Obligation Bonds); architect's and engineer's fees; and the actual travel expenses incurred by them or their representatives in making trips of inspection at the discretion of the department during construction, renovation, or repair of buildings and systems or the installation of fixed equipment. Job titles and rates of pay for such salaried

DEPARTMENT OF STATE HEALTH SERVICES
(Continued)

positions of department personnel paid from construction appropriations shall conform with the Position Classification Plan and Classification Salary Schedule.

11. **Community Hospital Funding for Galveston Community Hospital.** Out of funds appropriated above, the Department of State Health Services shall allocate \$400,000 in General Revenue for fiscal year 2008 and \$400,000 in General Revenue for fiscal year 2009 for the Galveston Community Hospital, specifically for the purpose of providing outpatient medication services.
12. **Appropriation of Local Funds.** All funds received by the department from counties, cities, and any other local governmental entities and all balances from such sources as of August 31, 2007, are hereby appropriated for the biennium ending August 31, 2009, for the purpose of carrying out the provisions of this Act. (Estimated to be \$0.)
13. **Unexpended Construction Balances: Mental Health Facilities.** Any unexpended construction, repair, or renovation balances from previous appropriations, estimated to be \$7,501,096 from fiscal year 2007 to fiscal year 2008 and included in the method of finance above as General Obligation Bond proceeds in Strategy F.1.4, Capital Repair and Renovation - Mental Health Facilities, are hereby appropriated to the Department of State Health Services (DSHS) for the same purposes, provided that the expenditure of such appropriated funds shall require the approval of the Commissioner of State Health Services. At least 45 days prior to expenditure of such funds, DSHS shall report on the appropriated fund sources, amounts and year of appropriation and on the proposed use of these funds to the Legislative Budget Board and the Governor.
14. **Unexpended Balances: JCAHO.** Except as otherwise provided, unexpended and unobligated balances, not to exceed \$5 million, remaining from appropriations for the first year of the biennium to the Department of State Health Services are appropriated to the department for the purpose of complying with Joint Commission for the Accreditation of Healthcare Organizations (JCAHO) standards dealing with residential, non-residential, and community based mental health services. This paragraph does not apply to those unexpended and unobligated balances remaining from appropriations for the first year of the biennium that the department is authorized by this Act to retain for specific purposes in the second year of the biennium. The department shall notify the Legislative Budget Board and the Governor as to when the appropriation originated, why it is not needed, and how it will be used prior to budgeting and expending these balances.
15. **Mental Health Appropriation Transfer Between Fiscal Years.** In addition to the transfer authority provided elsewhere in this Act, the Department of State Health Services may transfer appropriations made for the fiscal year ending August 31, 2009, to the fiscal year ending August 31, 2008, subject to the following conditions provided by this section:
 - a. Transfers under this section may be made only:
 - (1) If appropriated receipts required to fund appropriations contained in this Act for fiscal year 2008 are less than those contained in the method of finance for the department for fiscal year 2008;
 - (2) For any emergency expenditure requirements, including expenditures necessitated to ensure the continuation of Medicaid client services to maintain fiscal year 2007 Medicaid caseloads.
 - b. Transfers may not exceed \$15,000,000 in General Revenue.
 - c. A transfer authorized by this section must receive the prior approval of the Legislative Budget Board and the Governor.
 - d. The Comptroller of Public Accounts shall cooperate as necessary to assist the completion of a transfer and spending made under this section.
16. **New Generation Medications.** Funds expended on New Generation Medications shall be spent in accordance with the practice guidelines developed through the Texas Implementation of Medication Algorithms (TIMA), Children's Medication Algorithm Project (CMAP) or a Department of State Health Services-approved variation or substitute of TIMA or CMAP guidelines.

DEPARTMENT OF STATE HEALTH SERVICES
(Continued)

- 17. Recoupment of Funds from Local Authorities.** Notwithstanding other provisions of this Act, any state funds appropriated for fiscal year 2008 recouped by the Department of State Health Services (DSHS) from a local mental health authority for failing to fulfill its performance contract with the State, are hereby reappropriated to DSHS to reallocate to other local mental health authorities to use for a related purpose in fiscal year 2009. In conjunction with the reallocation of funds, DSHS shall provide a report to the Legislative Budget Board and the Governor on the amount of funds, the reasons for the recoupment, the local authorities involved, any performance contract requirements that were not met, and the purposes of the reallocation.
- 18. Limitation: Medicaid Transfer Authority.**
- a. Notwithstanding the transfer provisions in the general provisions (general transfer provisions) of this Act, none of the funds appropriated by this Act to the Department of State Health Services for the following Medicaid strategies:
- (1) B.2.1, Mental Health Services for Adults;
 - (2) B.2.2, Mental Health Services for Children; and
 - (3) C.1.3, Mental Health State Hospitals
- may be transferred to any other item of appropriation or expended for any purpose other than the specific purpose for which the funds are appropriated without the prior written approval of the Legislative Budget Board and the Governor; however, funds may be transferred between Medicaid strategies in accordance with other provisions in this Act, including the general transfer provisions and the provisions of section b, and transfers may be made from Medicaid strategies to separate accounts authorized by agency rider and established by the State Comptroller for payment of certain support costs not directly attributable to a single program.
- b. The transfer of appropriations from Strategy C.1.3, Mental Health State Hospitals, to any other strategy is limited to 17.5 percent without the prior approval of the Legislative Budget Board and the Governor. Transfers from Strategy C.1.3 may only be made to the Medicaid strategies identified above and Strategy C.2.1, Mental Health Community Hospitals.
- 19. Use of Timber Receipts for Capital Projects.** The Department of State Health Services is hereby authorized to sell timber located on department land. Revenues generated from the sale of timber, estimated at \$0 for the biennium, shall be deposited into the Texas Capital Trust Fund Account No. 543.
- 20. Laboratory Funding.**
- a. All receipts generated by the Department of State Health Services (DSHS) from laboratory fees during the 2008-09 biennium and deposited in General Revenue-Dedicated Account No. 524 under Revenue Object 3561 are hereby appropriated to the DSHS for transfer to the Texas Public Finance Authority for the payment of debt services on the project revenue bonds.
- b. Appropriations made out of the General Revenue Fund to DSHS in Goal E, Indirect Administration, may be transferred for bond debt service payments only if laboratory fees generated by the laboratory during the biennium are insufficient to support the bond debt service, subject to prior approval of the Governor and the Legislative Budget Board and if no funds appropriated to DSHS by this Act have been transferred into Goal E, Indirect Administration.
- c. Included in the appropriations made above in Strategy A.4.1, Laboratory Services, is \$10,919,442 in fiscal year 2008 and \$10,919,442 in fiscal year 2009 from General Revenue-Dedicated Account No. 524. These amounts include an unexpended balance of \$3,800,000 from the 2006-07 biennium.
- 21. Appropriations Limited to Revenue Collections.** The Department of State Health Services (DSHS) shall review all of the fee schedules within its authority on an annual basis. The DSHS shall provide a copy of the report summarizing this review to the Legislative Budget Board and the Governor no later than September 1 of each year in the biennium, with a copy

DEPARTMENT OF STATE HEALTH SERVICES
(Continued)

of the final report to be submitted no later than January 1 of each year of the biennium. It is the intent of the Legislature that, to the extent feasible, fees, fines, and other miscellaneous revenues as authorized and generated by the department cover, at a minimum, the cost of the appropriations made for the programs listed in the table below, as well as the "other direct and indirect costs" associated with these programs, appropriated elsewhere in this Act. "Other direct and indirect costs" for these programs are estimated to be \$6,350,695 for fiscal year 2008 and \$6,437,326 for fiscal year 2009. In the event that actual and/or projected revenue collections are insufficient to offset the costs identified by this provision, the Legislative Budget Board may direct that the Comptroller of Public Accounts reduce the appropriation authority provided above to be within the amount of revenue expected to be available. This rider shall apply to revenues generated in the following strategies and deposited under the following revenue codes or account numbers:

Strategy	Revenue Code or Account
D.1.1. Food (Meat) & Drug Safety	341 Food & Drug Retail Fee
	5022 Oyster Sales
	5024 Food & Drug Registration
	Fees deposited into 001 to support D.1.1, Food (Meat) and Drug Safety, including fees deposited under the following Revenue Codes: 3142 (Food Service Worker Training); 3180 (Health Regulation Fees, for Body Piercing and Tattoo Studios, Tanning Facility Fees, and Narcotic Treatment Fees); 3400 (Business Fees- Agriculture, for Renderers Licenses and Milk Industry Products); 3414 (Agriculture Inspection Fees, for Meat Inspection); 3554 (Food and Drug Fees, for Medical Device Wholesalers, Food Drug and Cosmetic Sales, and Frozen Desserts).
D.1.2. Environmental Health	5017 Asbestos Removal Licensure
	5020 Workplace Chemical List
	Fees deposited into 001 to support D.1.2, Environmental Health, including fees deposited under the following Revenue Codes: 3123 (Volatile Chemical Sales Permit); 3141 (Bedding Permit Fees); 3175 (Professional Fees, for Code Enforcement Officers and Mold Assessors); 3180 (Health Regulation Fees, for Lead-Based Paint Certification Program); 3555 (Hazardous Substance Manufacture); 3562 (Health Related Professional Fees, for Sanitarian Registration and Pesticide Use and Application Program); and 3573 (Health Licenses for Camps, for Youth Camps).
D.1.3. Radiation Control	5021 Certification of Mammography Systems
	Fees deposited into 001 to support D.1.3, Radiation Control, including fees deposited under the following Revenue Codes: 3589 (Radioactive Materials and Devices for Equipment Regulation).

DEPARTMENT OF STATE HEALTH SERVICES
(Continued)

D.1.4. Health Care Professionals

Fees deposited into 001 to support D.1.4, Health Care Professionals, including fees deposited under the following Revenue Codes: 3175 (Professional Fees, for Health Services Providers and Athletic Trainers); 3560 (Medical Examination and Registration, for Perfusionists, Medical Radiologic Technicians, and Respiratory Therapists); 3562 (Health Related Professional Fees, for Medical Physicists, Hearing Aid Dispensers, Marriage and Family Therapists, Massage Therapists, Respiratory Care Practitioners, Professional Counselors, Dispensing Opticians, Speech Pathologists, Dieticians, and Chemical Dependency Counselors); 3616 (Social Worker Regulation); and 3727 (Fees for Administrative Services, for Council on Sex Offender Treatment Providers).

D.1.5. Health Care Facilities

129 Hospital Licensing

Fees deposited into 001 to support D.1.5, Health Care Facilities, including fees deposited under the following Revenue Codes: 3180 (Health Regulation Fees, for Special Care Facilities); and 3557 (Health Care Facilities Fees, for Abortion Clinics, Ambulatory Surgical Centers, Birthing Centers, End Stage Renal Disease Facilities, Chemical Dependency Facilities, and Drug Abuse Treatment Facilities).

A.1.2 Health Registries, Information, and Vital Records

019 Vital Statistics

- 22. Revolving Fund Services: Canteen Services and Sheltered Workshops.** Each of the mental health facilities under control and management of the Department of State Health Services (DSHS), except the State Office, may establish, maintain, and operate a canteen and a related canteen operation fund for the convenience of its residents and the DSHS may maintain a revolving fund for its management responsibilities related to sheltered workshops. Out of funds appropriated above in Strategy C.1.3, Mental Health State Hospitals, \$795,500 per fiscal year in General Revenue shall be allocated for the operation of canteen and sheltered workshops. The department shall provide information on related revenues, balances, contracts and profits to the Legislative Budget Board, Governor and Comptroller of Public Accounts. These revenues, expenditures and balances shall be reported and included in agency Operating Budgets, Legislative Appropriation Requests, and Annual Financial Reports. The timetable, format and content for additional monthly reports related to canteen operations and sheltered workshops shall be prescribed by the Legislative Budget Board.
- 23. Funding for Abstinence Sexual Education.** It is the intent of the Legislature that funds appropriated in Strategy A.3.2, Abstinence Education, be utilized for the purpose of implementing abstinence sexual education programs to reduce the need for future family planning services for unwed minors. Abstinence education means materials and instruction which:
- a. Present abstinence from sexual activity as the preferred choice of behavior for unmarried persons; and
 - b. Emphasize that abstinence from sexual activity, used consistently and correctly, is the only method that is 100 percent effective in preventing pregnancy, sexually transmitted disease, and infection with human immunodeficiency virus or acquired immunodeficiency syndrome.

DEPARTMENT OF STATE HEALTH SERVICES
(Continued)

24. Prohibition on Abortions.

- a. It is the intent of the Legislature that no funds shall be used to pay the direct or indirect costs (including overhead, rent, phones and utilities) of abortion procedures provided by contractors of the department.
- b. It is also the intent of the legislature that no funds appropriated under Strategy B.1.3, Family Planning Services, shall be distributed to individuals or entities that perform elective abortion procedures or that contract with or provide funds to individuals or entities for the performance of elective abortion procedures.
- c. The department shall include in its financial audit a review of the use of appropriated funds to ensure compliance with this section.

25. Family Planning. Of funds appropriated under Strategy B.1.3, Family Planning Services, no state funds may be used to dispense prescription drugs to minors without parental consent.

26. Medical Treatment. The Department of State Health Services may distribute funds for medical, dental, psychological, or surgical treatment provided to a minor only if consent to treatment is obtained pursuant to Chapter 32 of the Texas Family Code or other state law. In the event that compliance with this rider would result in the loss of Federal Funds to the state, the department may modify, or suspend this rider to the extent necessary to prevent such loss of funds, provided that 45 day prior notification is provided to the Governor and the Legislative Budget Board.

27. Reporting of Child Abuse. The Department of State Health Services may distribute or provide appropriated funds only to recipients which show good faith efforts to comply with all child abuse reporting guidelines and requirements set forth in Chapter 261 of the Texas Family Code.

28. Trauma Formula Distribution. It is the intent of the Legislature that the Department of State Health Services allocate monies from the emergency medical services and trauma care system fund in accordance with Health and Safety Code, §773.122(c) and §780.004(d). It is further the intent of the Legislature that the Department of State Health Services weight the statutory criteria in such fashion that, in so far as possible, 40 percent of the funds are allocated to urban counties and 60 percent of the funds are allocated to rural and frontier counties.

29. Authorization to Receive, Administer, and Disburse Federal Funds. The appropriations made herein may be used to match Federal Funds granted to the state for the payment of personal services and other necessary expenses in connection with the administration and operation of a state program of health services. Notwithstanding the General Provisions of this Act, the Executive Commissioner of Health and Human Services, the Commissioner of State Health Services, or the designee under statute or by rule is hereby authorized to receive and disburse in accordance with plans acceptable to the responsible federal agency, all federal monies that are made available (including grants, allotments, and reimbursements) to the state and retain their character as Federal Funds for such purposes, and to receive, administer, and disburse Federal Funds for federal regional programs in accordance with plans agreed upon by the Department of State Health Services and the responsible federal agency, and such other activities as come under the authority of the Executive Commissioner of Health and Human Services, the Commissioner of State Health Services, or the designee under statute or by rule, and such monies are hereby appropriated to the specific purpose or purposes for which they are granted or otherwise made available. Earned Federal Funds are not considered to be Federal Funds for the purpose of this section.

30. Accounting of Support Costs. The Comptroller of Public Accounts shall establish separate accounts from which certain support costs shall be paid. The Department of State Health Services is hereby authorized to make transfers into these separate accounts from line item strategies in order to pay for these expenses in an efficient and effective manner. Only costs not directly attributable to a single program may be budgeted in or paid from these accounts. Items to be budgeted in and paid from these accounts include but are not limited to: postage, occupancy costs, equipment repair, telephones, office printing costs, supplies, freight and

DEPARTMENT OF STATE HEALTH SERVICES
(Continued)

transport costs, telephone system costs and salary and travel costs of staff whose function supports several programs. The department shall be responsible for monthly allocations of these costs to the original strategies.

31. **Appropriation: WIC (Special Supplemental Nutrition Program for Women, Infants, and Children) Rebates.** The Department of State Health Services (DSHS) is authorized to receive and expend WIC rebates and interest earnings associated with WIC rebates and such funds are appropriated to DSHS. The department shall only expend WIC rebates and interest earnings for the purposes of the WIC program.
32. **State Health Care Facility Provisions.** The State Health Care Facilities operated by the Department of State Health Services are the South Texas Health Care Center System (formerly known as the South Texas Hospital) and the Texas Center for Infectious Disease. The provisions applying to the State Health Care Facilities are as follows:
- a. The Texas Center for Infectious Disease shall provide utilities and inpatient treatment and care services to the San Antonio State Hospital and the San Antonio State School without reimbursement.
 - b. Out of the funds appropriated above, the South Texas Health Care System shall support medical education through the South Texas Family Practice Residency Program-McAllen with the cooperation of the University of Texas Health Science Center at San Antonio.
 - c. Third party collections (appropriated receipts) collected by the Department of State Health Services State Health Care Facilities are hereby appropriated to Strategy C.1.1, Texas Center for Infectious Disease, and Strategy C.1.2, South Texas Health Care System, for the provision of services.
33. **Immunization of Employees.** Monies appropriated above may be expended for any immunization which is required of employees at risk in the performance of their duties.
34. **Reimbursement of Advisory Committee Members.** Pursuant to Health and Safety Code, §1001.027, reimbursement of expenses for advisory committee members, out of funds appropriated above not to exceed \$200,000 per fiscal year, is limited to the following advisory committees: State Preventive Health Advisory Committee, Texas Radiation Advisory Board, Preparedness Coordinating Council, and the Texas Organ, Tissue, and Eye Donor Council.

Pursuant to Health and Safety Code, §1001.027, reimbursement of expenses for advisory committee members, out of funds appropriated above, is limited to any advisory committee member who represents either the general public or consumer on the following advisory committees: Texas HIV Medication Program Advisory Committee, Registered Sanitarian Advisory Committee, Code Enforcement Officer's Advisory Committee, Promotora Community Health Worker Training and Certification Committee, Medical Radiological Technologist Advisory Committee, Respiratory Care Practitioner's Advisory Committee, Governor's Emergency Medical Services and Trauma Advisory Council, Drug Demand Reduction Advisory Committee, Texas State Perfusionist Advisory Committee, Youth Camp Advisory Committee, and School Health Advisory Committee.

Pursuant to Health and Safety Code, §1001.027, reimbursement of expenses for advisory committee members, out of funds appropriated above not to exceed \$18,978 per year, is limited to the Mental Health Planning and Advisory Committee.

To the maximum extent possible, the department shall encourage the use of videoconferencing and teleconferencing and shall schedule meetings and locations to facilitate the travel of participants so that they may return the same day and reduce the need to reimburse members for overnight stays.

35. **Reimbursement of Advisory Council Members.** Pursuant to Health and Safety Code, §1001.027, reimbursement of travel expenses for the State Health Services Advisory Council members, out of funds appropriated above, is hereby authorized such that the sum total of all reimbursements for members of the Council shall not exceed \$25,000 per fiscal year, at the rate specified in the general provisions of this Act.

DEPARTMENT OF STATE HEALTH SERVICES
(Continued)

36. **Unexpended Balances - Preparedness and Prevention, and Consumer Protection Services.** Subject to the approval of the Commissioner of Health and Human Services, the Commissioner of State Health Services, or the designee under statute or by rule, all unexpended balances, including General Revenue and All Funds, not otherwise restricted from appropriations to Goal A: Preparedness and Prevention Services, and Goal D: Consumer Protection Services, at the close of the fiscal year ending August 31, 2008, are hereby appropriated for the fiscal year beginning September 1, 2008. The Department of State Health Services shall submit a report to the Legislative Budget Board and the Governor identifying any appropriations carried forward into fiscal year 2009 pursuant to this provision no later than 14 days after approval. The report shall be prepared in a format prescribed by the Legislative Budget Board.
37. **State Health Programs Drug Manufacturer Rebates.** The Department of State Health Services is authorized to receive and expend drug rebates and interest earnings associated with Kidney Health Care (KHC) drug rebates and Children with Special Health Care Needs (CSHCN) drug rebates. The department shall expend the drug rebates and interest earnings, appropriated above, only for the purpose of client services for the KHC and CSHCN programs. The department shall establish a preference, within these programs, for the purchase of pharmaceutical products from those manufacturers that participate in the State Health Programs Drug Manufacturer Rebate Program for the CSHCN program and the KHC program.
38. **Childhood Lead Registry.** Out of funds appropriated above in Strategy A.1.2, Health Registries, Information, and Vital Records, a total of \$80,700 in All Funds and \$65,000 in General Revenue Funds each fiscal year of the 2008-09 biennium shall be used for the Childhood Lead Registry.
39. **Performance of Licensing Entities.** The Department of State Health Services (DSHS) shall provide performance information to the Legislative Budget Board and the Governor no later than December 1 of each year for each board or other entity that licenses, certifies, or registers health professionals attached to or within the purview of DSHS. For each board or other entity, the department shall provide the following for the previous fiscal year:
- a. Number of Professionals Licensed/Certified/Placed on a Registry;
 - b. Number of New License/Certificate Applications Received;
 - c. Total Number of Complaints Received;
 - d. Total Number of Jurisdictional Complaints Resolved; and
 - e. Total Number and Type of Disciplinary Actions Taken.
40. **Performance Reporting for Texas Center for Infectious Disease and South Texas Health Care Center System.** The Department of State Health Services shall submit to the Legislative Budget Board and the Governor the following information on a quarterly basis regarding hospital performance: revenue collections at the hospital, by payor mix; direct and non-direct patient care expenditures; number of inpatient patients served on a monthly basis, by type of service provided; and number of outpatient patients served on a monthly basis, by type of service provided.
41. **Notification of Regional Funds Distribution.** The Department of State Health Services shall notify the Legislative Budget Board and the Governor of the allocation methodology or formula used to allocate funds and provide an impact analysis of any changes from the previous year's formula or percentage allocations, by public health region, at least 30 days prior to allocations made out of funds appropriated above in Strategy B.1.2, Women and Children's Health Services.
42. **Transfer for Health Professions Council.** Out of funds appropriated above in Strategy D.1.4, Health Care Professionals, an amount equal to \$11,571 in fiscal year 2008 and \$11,571 in fiscal year 2009 shall be used for transfer to, and expenditure by, the Health Professions Council as the pro-rated assessment of the Professional Licensing and Certification Unit of the Department of State Health Services.
43. **Rabies Control.** Out of amounts appropriated above, up to \$4,737,981 in fiscal year 2008 and \$4,237,981 in fiscal year 2009 is allocated above to Strategy A.2.3, Infectious Disease Prevention, Epidemiology, and Surveillance, for rabies control.

DEPARTMENT OF STATE HEALTH SERVICES
(Continued)

- 44. Reducing the Incidence of *Vibrio Vulnificus*.** Out of the funds appropriated in Strategy D.1.1, Food (Meat) and Drug Safety, the Department of State Health Services (DSHS) shall allocate up to \$100,000 in fiscal year 2008 and \$100,000 in fiscal year 2009 in the General Revenue Dedicated, Oyster Sales, Account No. 5022, for the purpose of reducing the incidence of *Vibrio Vulnificus*. Appropriation of these funds does not preclude the use of other funds (such as federal or other grants, donations, or awards) to carry out the activities by DSHS as provided for herein.
- 45. Use of Community Primary Care Services, FQHC, and Special Health Initiatives Funds.**¹⁴
- a. It is the intent of the Legislature that up to \$5,000,000 in fiscal year 2008 and \$5,000,000 in fiscal year 2009 of the funds appropriated in Strategy B.3.2, FQHC Infrastructure Grants, be expended exclusively to establish new Federally Qualified Health Centers (FQHCs), FQHC Look-alikes, or expand sites or capacity at existing FQHCs and to aid FQHCs and organizations through grants to existing or new institutions seeking to become FQHCs for planning, grant writing, initial operating costs, and initial capital costs. Any unused funds after June 1 of each year shall be used solely for the provision of direct primary care services through the continuation of the Primary Healthcare Program for existing FQHCs and non-FQHCs in Strategy B.1.4, Community Primary Care Services.
 - b. It is the intent of the Legislature that a total of \$302,100 for the 2008-09 biennium appropriated in Strategy B.1.4, Community Primary Care Services, be expended exclusively for the Parkland Senior Care Project. No more than \$800,000 may be used each year in Strategy B.1.4, Community Primary Care Services, for administrative expenses to support the Community Primary Care and FQHC grant programs.
 - c. It is the intent of the Legislature that all grantees, except Parkland Senior Care Project, receiving funds appropriated in Strategy B.1.4, Community Primary Care Services, be required to coordinate their services with existing FQHCs located in their county or to examine seeking designation as an FQHC if no FQHC is currently available within their county.
 - d. It is the intent of the Legislature that \$321,398 in fiscal year 2008 and \$321,398 in fiscal year 2009 of the funds appropriated in Strategy A.1.1, Public Health Preparedness and Coordinated Services, be expended exclusively for the Office for the Elimination of Health Disparities.
 - e. It is the intent of the Legislature that an FQHC that receives funds through this section shall operate extended weekend and evening hours.
- 46. State Owned Multicategorical Teaching Hospital Account.**
- a. Out of funds appropriated above in Strategy B.3.3, Indigent Health Care Reimbursement (UTMB), from the State Owned Multicategorical Teaching Hospital Account No. 5049 ("Account"), and contingent upon \$20,000,000 being collected and deposited in the Account for the 2008-09 biennium, the amount of \$20,000,000 is allocated to the Department of State Health Services (DSHS) for reimbursement to the University of Texas Medical Branch at Galveston (UTMB) for the provision of health care services provided to indigent patients according to the terms set out in subsection (b). All unexpended balances at the close of the fiscal year ending August 31, 2008, are hereby appropriated for the fiscal year beginning September 1, 2008.
 - b. Funds in the account may be used to reimburse UTMB for the provision of health care services provided to indigent patients from all counties, except that it may be used for indigent patients from Galveston, Brazoria, Harris, Montgomery, Fort Bend, and Jefferson counties only if those counties' County Indigent Health Care income eligibility levels, or those counties' hospital district income eligibility levels, exceed the statutory minimum set for the County Indigent Health Care Program.

¹⁴ HB 1396, 80th Legislature, Regular Session, transfers the Office for the Elimination of Health Disparities from the Department of State Health Services to the Health and Human Services Commission.

DEPARTMENT OF STATE HEALTH SERVICES
(Continued)

- c. Upon presentation of information supporting UTMB's claim, DSHS shall reimburse UTMB for the health care services provided to indigent patients from the Account established for this purpose. The reimbursement from the Account shall be based upon a rate equal to 90 percent of the Medicaid fee-for-service rate in effect at the time of service for UTMB. This reimbursement shall be made monthly upon the submission to DSHS of a statement of the care provided by UTMB to indigent patients, according to the terms set out in subsection (b). UTMB is authorized to charge patient co-payment amounts for providing health care services, however, UTMB is not entitled to reimbursement from the Account for these co-payment amounts. The Office of the State Auditor may periodically review the statements submitted to DSHS for reimbursement from the Account, as well as the disbursement therefrom, to verify compliance with the criteria established herein.
- 47. Appropriation of License Plate Revenue.** Out of funds appropriated above, the Department of State Health Services shall allocate \$1,177,500 from revenues deposited in the General Revenue-Dedicated Animal Friendly Plates Account No. 5032, under Health and Safety Code, §828.014 per fiscal year for the purpose of awarding grants for animal sterilization. Any revenues deposited in the account in excess of the amounts estimated above are appropriated to the agency. Amounts appropriated above include an unexpended balance (estimated to be \$1,659,000) from the 2006-07 biennium; any additional unexpended balance on hand in the account as of August 31, 2007 is appropriated to the agency. Any unexpended balances as of August 31, 2008, from the amounts appropriated may be carried forward and expended in fiscal year 2009 for the same purposes.
- 48. End Stage Renal Disease.** Out of funds appropriated above in Strategy D.1.5, Health Care Facilities, up to \$368,600 in General Revenue per year is allocated for the purpose of regulating End Stage Renal Disease facilities.
- 49. Children with Special Health Care Needs.**
- a. Amounts appropriated above to DSHS in Strategy A.3.4, Children with Special Health Care Needs, may only be transferred to Strategy B.3.4, County Indigent Health Care Services, and to the Health and Human Services Commission (HHSC) Strategy B.1.4, Children and Medically Needy. Transfers to HHSC from DSHS Strategy A.3.4 may only be made if General Revenue Funds are made available by CSHCN-eligible children becoming eligible for Medicaid. Any transfers pursuant to this provision are subject to prior notification of the Legislative Budget Board and the Governor that such a transfer is to take place. Funds may not be transferred from Strategy A.3.4 if such a transfer would result in a loss of, or reduction in, services or a loss of, or reduction in, persons otherwise eligible for CSHCN services or that results in higher cost projections for the next fiscal biennium.
 - b. Notwithstanding any other provisions contained in this Act, no transfers shall be made out of Strategy B.1.2, Women and Children's Health Services.
 - c. DSHS shall provide written notification to the Legislative Budget Board and the Governor prior to exceeding the performance measure targets identified above for the Number of CSHCN Clients Receiving Medical Services. If the department makes a finding of fact that projected expenditures are less than projected available appropriations for the fiscal year, DSHS shall report this finding and related analysis to the Legislative Budget Board and the Governor 15 days prior to adding clients from the waiting list to the program rolls, if adding clients to the program rolls would result in the department exceeding the performance measure target for the fiscal year. The department should add clients from the waiting list in order that projected expenditures equal projected available appropriations for the fiscal year.
 - d. DSHS is directed to:
 - (1) Maintain provider reimbursement rates for Title V providers that mirror reductions in provider reimbursement rates for Medicaid providers.
 - (2) Continue 6 month continuous eligibility limitations consistent with the 6 month continuous eligibility limitations in effect in the Medicaid program.

DEPARTMENT OF STATE HEALTH SERVICES
(Continued)

- (3) Continue programmatic changes implemented to achieve cost effectiveness within the CSHCN program without reducing the quality of care provided to CSHCN clients and their families.
- e. DSHS shall submit to the Legislative Budget Board and the Governor the following information on a biannual basis (no later than September 30 and February 28 each fiscal year) regarding the demographics of the clients served by this program, including income levels, insured status and citizenship.
- 50. Informational Listing - Permanent Funds and Endowments.** The following is an informational list of the amounts used to capitalize Permanent Funds and Endowments created by House Bill 1676, Seventy-sixth Legislature, and does not make appropriations.
- | | | |
|--|----|-------------|
| Permanent Fund for Children and Public Health | \$ | 100,000,000 |
| Permanent Fund for Health and Tobacco Education and Enforcement | \$ | 200,000,000 |
| Permanent Fund for Emergency Medical Services and Trauma Care | \$ | 100,000,000 |
| Permanent Hospital Fund for Capital Improvements and the Texas Center for Infectious Disease | \$ | 25,000,000 |
- 51. Estimated Appropriation and Unexpended Balance: Permanent Tobacco Funds.** The estimated amounts appropriated above out of the Permanent Fund for Health and Tobacco Education and Enforcement, the Permanent Fund for Children and Public Health, the Permanent Fund for Emergency Medical Services and Trauma Care, and the Permanent Hospital Fund for Capital Improvements and the Texas Center for Infectious Disease are out of the available earnings of the funds. Available earnings in excess of the amounts estimated above are appropriated to the Department of State Health Services. In the event that amounts available for distribution or investment returns are less than the amounts estimated above, this Act may not be construed as appropriating funds to make up the difference. Any unexpended appropriations made above as of August 31, 2008, are hereby appropriated to the same agencies and institutions for the same purposes for fiscal year 2009.
- 52. Administration of Public Health Funds.** Funds are appropriated above out of the Permanent Fund for Health and Tobacco Education and Enforcement, the Permanent Fund for Children and Public Health, the Permanent Fund for Emergency Medical Services and Trauma Care, and the Permanent Hospital Fund for Capital Improvements and the Texas Center for Infectious Disease for the purpose of implementing Government Code §§403.105, 403.1055, 403.106, and 403.1066. In no event may the administrative costs to implement the provisions of the statute exceed 3 percent. Grants and program costs must compose at least 97 percent of the expenditures to implement the provisions of the statute.
- 53. Emergency Care Attendant (ECA) Training.** Out of funds appropriated above, the Department of State Health Services (DSHS) shall allocate \$50,000 in fiscal year 2008 and \$50,000 in fiscal year 2009 for the purpose of providing training grants to local Emergency Medical Services (EMS) instructors to conduct Emergency Care Attendant courses in or near communities lacking local training resources. DSHS shall contract with certified EMS instructors to conduct the 40-hour Emergency Care Attendant courses.
- 54. Funding for the Children's Outreach Heart Program.** Out of funds appropriated above in Strategy A.3.1, Health Promotion and Chronic Disease Prevention, \$247,000 in General Revenue Funds in each fiscal year of the 2008-09 biennium shall be used for the purposes of the Children's Outreach Heart Program in Corpus Christi for the prevention of heart disease and the early detection and intervention for heart defects in the Coastal Bend and South Texas.
- 55. County Indigent Health Care.** The Department of State Health Services may not allocate more than 10 percent of the total funds appropriated for the County Indigent Health Care program strategy to any single county. The total distribution of funds to any county may exceed the 10 percent allocation limit if there are no counties below the limit eligible for additional funding. The department shall lapse any remaining funds.
- 56. Nuisance Surveys for the Economically Disadvantaged Communities Program.** The Commission on Environmental Quality (TCEQ) and the Water Development Board (WDB) shall reimburse the Department of State Health Services (DSHS) for costs incurred by the agency in conducting nuisance surveys for applicants for financial assistance through the

DEPARTMENT OF STATE HEALTH SERVICES
(Continued)

Economically Disadvantaged Communities program administered by the Water Development Board. TCEQ and WDB shall each reimburse such costs through Interagency Contracts with DSHS in an amount not to exceed a total of \$125,000 per agency for the biennium beginning on September 1, 2007.

57. **Medically Fragile Children.** It is the intent of the Legislature that the Department of State Health Services provide appropriate General Revenue funding in fiscal years 2008 and 2009 in Strategy A.3.4, Children with Special Health Care Needs, for programs specifically designed for medically fragile children, the most critical of the children with special health care needs. These programs should match state funds with private funds and follow the guidelines and criteria developed through the pilot program for medically fragile children established and funded by Rider 57 to the appropriations made to the Department of Health during the Seventy-seventh Legislature, Regular Session.
58. **Appropriation of Unexpended Balances: General Obligation Bonds for Health Care Facilities.** Any unexpended balances of General Obligation Bonds for health care facilities from previous appropriations, estimated to be \$32,077,071 from fiscal year 2007 to fiscal year 2008 and included in Strategy F.1.2, Construction: Health Care Facilities, TCID, are hereby appropriated to the Department of State Health Services for the same purposes, contingent upon the following:
- a. The expenditure of such appropriated funds shall require the approval of the Commissioner of State Health Services,
 - b. At least 45 days prior to the expenditure of such funds to implement a particular project phase, the department shall provide a detailed description of the project phase and cost to the Legislative Budget Board and the Governor.
59. **SAPT Maintenance of Effort Calculation.** The Department of State Health Services shall submit by September 1 of each year of the biennium to the Legislative Budget Board and the Governor a detailed analysis of all funds used for the calculation of the Substance Abuse Prevention and Treatment Block Grant Maintenance of Effort requirement for fiscal years 2007, 2008, and 2009. The report shall be in a format prescribed by the Legislative Budget Board and shall be accompanied by any supporting documentation detailing the sources and methodologies utilized in the calculation.
60. **Family Planning Services at Federally Qualified Health Centers.** Out of funds appropriated in Strategy B.1.3, Family Planning Services, up to \$10,000,000 in each year of the 2008-09 biennium shall be set aside for family planning services provided by Federally Qualified Health Centers (FQHCs). The Department shall implement this provision only to the extent that it will not have an adverse effect on the number served by the family planning program, especially in counties where no FQHC is available. In addition, up to \$1,000,000 per year may be allocated to clinics for core family planning services provided under the auspices of Baylor College of Medicine. Funds will be allocated statewide to counties for family planning services according to DSHS' annual assessment of women-in-need. Any funds not applied for and granted to FQHCs each fiscal year shall be made available to non-FQHC contractors. FQHCs funded under this strategy shall assure that recipients receive comprehensive primary and preventive care in addition to the family planning services. The Department of State Health Services shall work with FQHC contractors to assure that reporting requirements are aligned with FQHC eligibility, payment, and reporting requirements.
61. **Vaccine Education - Inclusion of Information Related to Respiratory Syncytial Virus.** The Department of State Health Services is hereby directed to include educational information about respiratory syncytial virus (RSV) in its materials already provided to mothers-to-be about childhood immunizations and illness. The inclusion of information related to RSV may be completed at the next regular printing.
62. **Texas Cancer Registry.** Out of funds appropriated above in Strategy A.1.2, Health Registries, Information, and Vital Records, the Department of State Health Services shall use \$875,000 in fiscal year 2008 and \$1,000,000 in fiscal year 2009 from Interagency Contracts (Other Funds) with the Higher Education Coordinating Board and/or the Health-Related Institutions of Higher Education and one FTE in each year for the purpose of enhancing the infrastructure of the cancer registry.

DEPARTMENT OF STATE HEALTH SERVICES
(Continued)

63. Appropriation: Contingent Revenue. The Department of State Health Services (DSHS) is appropriated for the purposes identified below any additional revenue generated by DSHS above the amounts identified in fiscal year 2008 or fiscal year 2009 in the Comptroller of Public Account's Biennial Revenue Estimate (BRE) for each of the accounts or revenue objects identified below. An appropriation from an account or revenue object shall be made available to the department once the amount in the BRE for the account or revenue object for the given fiscal year has been exceeded. An appropriation is limited to revenue generated in fiscal year 2008 or fiscal year 2009 and does not include any balances that have accrued in the account or revenue object code.

- a. Account No. 341, Food and Drug Retail Fees, for restaurant inspections.
- b. Account No. 524, Public Health Services Fee, excluding any amounts deposited into Revenue Object 3561, which are statutorily dedicated for laboratory debt service. Any additional revenues are appropriated for laboratory operations.
- c. Revenue Object 3175, Account No. 5017, Asbestos Removal Licensure, for asbestos inspections and regulatory activities.
- d. Account No. 5021, Certification of Mammography Systems, contingent upon the department being authorized by the Food and Drug Administration (FDA) to be a certifying body for the purpose of certification of mammography facilities. The department shall provide documentation to the Comptroller of Public Accounts of the FDA authorization.
- e. Revenue Objects 3616, 3560, and 3562 in the General Revenue Fund for the purpose of regulating health professionals.
- f. Account No. 5024, Food and Drug Registration Fees, for food and drug inspections.
- g. Account No. 5022, Oyster Sales, for oyster plant inspections.
- h. Revenue Object 3589 in the General Revenue Fund for Radiation Control regulatory activities.
- i. Revenue Objects 3123, 3141, 3175, 3555, and 3573 in the General Revenue Fund for environmental regulation.
- j. Account No. 19, Vital Statistics, for processing birth and death certificates and other vital records.
- k. Account No. 512, Bureau of Emergency Management, for licensing Emergency Medical Services personnel and providers.

64. Mentally Ill Offender Screening.¹⁵ Pursuant to Health and Safety Code §§614.013 and 614.017, the Department of State Health Services and local mental health or mental retardation authorities shall, through a memorandum of understanding, identify offenders with mental impairments in the criminal justice system, collect and report prevalence data, and accept and disclose information relating to a special needs offenders if the disclosure serves the purpose of Chapter 614, Health and Safety Code.

The Department shall report to the Legislative Budget Board no later than September 1 of each fiscal year its efforts to facilitate the exchange of information between agencies pursuant to Health and Safety Code §614.017. The report shall include, but is not limited to: the manner in which information is exchanged between agencies, the frequency with which information is exchanged, the type of information most frequently exchanged, and the agencies most frequently involved in the exchange of information.

65. TexasOnline Authority Appropriation.

- a. The Department of State Health Services (DSHS) is authorized in accordance with § 2054.252 of the Government Code to increase the occupational license, permit, and

¹⁵ Modified to correct error.

DEPARTMENT OF STATE HEALTH SERVICES
(Continued)

registration fees imposed on licensees by an amount sufficient to cover the cost of the subscription fee charged by the TexasOnline Authority.

- b. Amounts appropriated above to DSHS include \$1,049,240 in fiscal year 2008 and \$1,049,240 in fiscal year 2009 in fee revenue in Strategy D.1.6, TexasOnline, for the purpose of paying TexasOnline Authority subscription fees.
- c. In the event that actual and/or projected revenue collections from fee increases to cover the cost of TexasOnline subscription fees are insufficient to offset the costs identified above, the Comptroller is hereby directed to reduce the appropriation authority provided by this Act to DSHS to be within the amount of fee revenue expected to be available.
- d. For new licensing applications, DSHS is hereby appropriated the additional revenue generated from occupational license, permit, or registration fees in excess of the Comptroller's biennial revenue estimate for 2008-09 for the sole purpose of payment to the TexasOnline Authority contractor of subscription fees for implementing and maintaining electronic services for the department. DSHS, upon completion of necessary actions to access or increase fees, shall furnish an annual schedule of the number of license issuances or renewals and associated annual fee total, and any other supporting documentation to the Comptroller. If the Comptroller finds the information sufficient to support the projection of increased revenues, a notification letter will be issued and the contingent appropriation made available for the intended purposes.
- e. DSHS shall notify the Legislative Budget Board and the Comptroller of Public Accounts in writing upon receiving an exemption from participating in TexasOnline. Within 45 days of receiving an exemption, the department shall provide the Legislative Budget Board and the Comptroller with a report of the effective date, the reason for exemption, and all estimated expenditures for TexasOnline costs in the fiscal year in which the exemption is made.

66. Tobacco Prevention.

- a. **Statewide Comprehensive Tobacco Prevention Community Grant Program.** The funds appropriated above in Strategy B.2.6, Reduce Use of Tobacco Products, to the Department of State Health Services shall be used to create a competitive statewide grant program allowing all Texas city and county health departments and local independent school districts to apply for funds from the Texas tobacco settlement earnings and other funding DSHS designates for tobacco prevention activities that is not already designated for Health and Safety Code §161.302 or another statute. Matching local funding may be required by the grant program to ensure as many Texas communities receive funding as possible. Any unexpended balance of these funds remaining as of August 31, 2008 is hereby appropriated to the Department of State Health Services for the fiscal year beginning September 1, 2008 for the same purpose.
- b. **Tobacco Prevention Reporting Requirements.** The Department of State Health Services shall prepare a report on its progress in the following areas: (1) the number and amount of grants issued to communities to implement comprehensive tobacco prevention efforts, (2) the number of Texas communities implementing a comprehensive tobacco prevention program, (3) the youth and adult tobacco use rate in communities implementing comprehensive programs, (4) the statewide youth and adult tobacco use rates, (5) the number of Texans accessing cessation resources, and (6) the number of Texans exposed to tobacco prevention advertising. The report shall include an overview and evaluation of the state's tobacco prevention and enforcement progress and recommendations to improve the state's efforts and such other information as the Legislative Budget Board may require. The report shall be submitted to the Governor and the Legislative Budget Board by October 1, 2008.
- c. **Publish Evidence-based Interventions for Tobacco Prevention.** The Department of State Health Services (DSHS) shall use funds appropriated by this Act to publish or make available via the Internet a resource list identifying best practice and evidence-based interventions in tobacco prevention, cessation, and enforcement for use by entities receiving state appropriated funds.

DEPARTMENT OF STATE HEALTH SERVICES
(Continued)

- d. **Use of Evidence-based Interventions for Tobacco Prevention.** The Department of State Health Services (DSHS) and any grant recipient of DSHS using state funds appropriated by this Act for tobacco prevention activities or interventions shall use the funds to implement only best practice or evidence-based tobacco prevention, cessation, and enforcement interventions recommended by the Centers for Disease Control and Prevention, the U.S. Department of Health and Human Services, and the U.S. Department of Health and Human Services' Substance Abuse and Mental Health Services Administration (SAMHSA), or activities proven effective through study and evaluation in the communities in the Texas Tobacco Prevention Initiative areas. The Texas Tobacco Prevention Initiative areas were: (1) the City of Port Arthur during the state fiscal years 2000 and 2001; (2) Harris, Montgomery, Fort Bend, and Jefferson Counties during the state fiscal years 2002 and 2003; and (3) Jefferson County during the state fiscal years 2004, 2005, and 2006.
 - e. **Synar Results Notification for Local Communities.** The Department of State Health Services (DSHS) or the contracted vendor conducting the federally-required Synar survey shall notify the applicable Comptroller of Public Accounts tobacco law enforcement grantee and the applicable local sheriff's department in writing when a Synar violation occurs during the administration of the annual federal Synar survey. The notification shall include: a copy of the Synar survey document with documentation of the violation and any additional details of the violation, such as the name of the clerk and actual cigarettes and/or tobacco product sold. Notification shall occur no later than 30 days after the last Synar survey inspection is conducted for the current Synar survey year.
67. **School Cafeteria Inspections.** Amounts appropriated above to the Department of State Health Services include fee revenue (General Revenue) estimated to be \$652,100 in fiscal year 2008 and \$652,100 in fiscal year 2009 from school districts for the purpose of conducting inspections of school cafeterias to achieve compliance with federal regulations issued pursuant to Section 111(2)(A) of Public Law 108-265, 118 Stat. 747 (Child Nutrition and WIC Reauthorization Act of 2004).
68. **Estimated Appropriations: Perpetual Care Account.** In the event of an incident necessitating the decontamination, decommissioning, stabilization, reclamation, maintenance, surveillance, control, storage, or disposal of radioactive materials by the Department of State Health Services (DSHS), DSHS is hereby appropriated any revenues from DSHS licensees (estimated to be \$812,500 per fiscal year), including the proceeds of securities, deposited to the credit of General Revenue-Dedicated Perpetual Care Account 5096. Amounts appropriated above include an unexpended balance (estimated to be \$983,000) from the 2006-07 biennium; any additional unexpended balance on hand in the account as of August 31, 2007 is appropriated to the agency. These funds shall be used for purposes authorized in Health and Safety Code, Section 401.305, and pursuant to a memorandum of understanding with the Texas Commission on Environmental Quality relating to the regulations for control of radiation. Funds appropriated herein may be transferred to other appropriate strategies to implement the provisions set out in Health and Safety Code, Section 401.305.
69. **Community Mental Health Crisis Services.**
- a. The Department of State Health Services (DSHS) shall allocate funds appropriated above in Strategy B.2.3, Community Mental Health Crisis Services, using a methodology that allocates a portion of the funds to achieve equity in state funding among local mental health authorities, a portion on a per capita basis, and a portion using a competitive process. DSHS shall submit an allocation plan to the Legislative Budget Board and the Governor prior to distributing funding in the strategy.
 - b. DSHS shall report quarterly to the Legislative Budget Board and the Governor on the implementation of community mental health crisis services. DSHS shall develop performance measures, in conjunction with the Legislative Budget Board and the Governor, for quarterly reporting, which may include:
 - (1) number of new psychiatric emergency 23/48 hour observation sites;
 - (2) number of persons receiving 23/48 observation, mobile outreach, and children's crisis outpatient services;

DEPARTMENT OF STATE HEALTH SERVICES
(Continued)

- (3) mental health relapse and hospitalization rates for clients receiving crisis services;
 - (4) number of DSHS-funded staff with hotline certification;
 - (5) percent of stakeholders satisfied with crisis services; and
 - (6) criminal justice recidivism rates for clients receiving crisis services.
- c. Not later than September 1, 2008, DSHS shall contract with an independent entity for an evaluation of community mental health crisis services. The evaluation shall include an analysis of the implementation of crisis services and the impact of crisis services, including on clients, local communities, mental health and health care providers, and law enforcement. The department shall submit the evaluation to the Legislative Budget Board, the Governor, and the standing committees of the Senate and House of Representatives having primary jurisdiction over health and human services not later than January 1, 2009.
- 70. Use of Family Planning Funds.** The Department of State Health Services (DSHS) shall use a portion of funds appropriated above in Strategy B.1.3, Family Planning Services, to reimburse contracted providers for family planning services not covered by the Women's Health Program. Services eligible for reimbursement include but are not limited to testing for syphilis, cholesterol testing, treatment for chlamydia and gonorrhea, and facility costs for tubal ligations. To the extent funds are available and federal approval has been granted, DSHS shall also use a portion of funds appropriated above in Strategy B.1.3, Family Planning Services, for comprehensive outreach and education about the Women's Health Program and family planning services.
- 71. Revolving Account for the Consolidated Health and Human Services Print Shop.** It is the intent of the Legislature that the Department of State Health Services establish and maintain the "Revolving Account for the Consolidated Health and Human Services Print Shop" to account for the expenditures, revenues, and balances of managing a full-cost recovery Consolidated Print Shop. The expenditures, revenues, and balances included above for this operation shall be maintained separately by the Department of State Health Services within its accounting system. Any unobligated balances as of August 31, 2008, are appropriated for the same use during fiscal year 2009. For the purpose of meeting cash flow needs, the Department of State Health Services may temporarily transfer funds from Strategy E.1.3, Other Support Services, to the revolving account. Transfers must be returned by the end of the fiscal year.
- 72. School-based Prevention Services.** The Department of State Health Services (DSHS) shall enter into an interagency contract with the Texas Education Agency for the purpose of the reduction and prevention of the use of tobacco products among school-aged children in grades 4-12. Out of funds appropriated above in Strategy B.2.6, Reduce Use of Tobacco Products, DSHS shall allocate \$3,000,000 in fiscal year 2008 and \$3,000,000 in fiscal year 2009 in General Revenue-Dedicated Funds from Account No. 5044, Permanent Fund for Health and Tobacco Education and Enforcement, for services provided under the required contract.
- 73. Public Safety Triage and Detoxification Unit.** Funds appropriated above to the Department of State Health Services (DSHS) in Strategy B.2.1, Mental Health Services for Adults, include \$6,100,000 in General Revenue for one-time start-up expenses for a public safety triage and detoxification unit in Bexar County. Any unexpended balances of these funds from fiscal year 2008 are appropriated to the department for the same purposes in fiscal year 2009. DSHS shall use funds for these purposes to the extent allowed by state law. DSHS shall also report to the Legislative Budget Board and Governor the amount and type of expenditure, and progress of the project by December 1, 2008.
- 74. Construction of the Texas Center for Infectious Disease.** Amounts appropriated above to the Department of State Health Services include \$32,077,071 in General Obligation Bonds in fiscal year 2008 in Strategy F.1.2, Construction: Health Care Facilities, TCID. The department shall provide written notification to the Legislative Budget Board and the Governor 30 days prior to expending funds on each phase of the construction project. Notification shall include a detailed description of the project phase and of the estimated costs.
- 75. Construction of the Hidalgo County Primary Care and Substance Abuse Facility.** Amounts appropriated above to the Department of State Health Services (DSHS) include \$3,000,000 in General Revenue in fiscal year 2008 in Strategy F.1.3, Construction: Health

DEPARTMENT OF STATE HEALTH SERVICES
(Continued)

Care Facilities, South Texas Health Care System, to be used to design and construct a new facility in Edinburg for primary care and substance abuse outpatient services. Any unexpended balances in Strategy F.1.3, Construction: Health Care Facilities, South Texas Health Care System, as of August 31, 2008 are appropriated to DSHS for the same purpose for the fiscal year beginning September 1, 2008.

DSHS, in conjunction with the county health department, shall submit to the Legislative Budget Board and the Governor a plan to fund in full the facility's operating costs with local funds as available for the provision of health care services.

- 76. Construction and Renovation for the South Texas Health Care System.** Amounts appropriated above to the Department of State Health Services (DSHS) include \$9,950,693 in General Revenue in fiscal year 2008 in Strategy F.1.3, Construction: Health Care Facilities, South Texas Health Care System, to be used to renovate the existing South Texas Health Care System facility in Harlingen. Any unexpended balances in Strategy F.1.3, Construction: Health Care Facilities, South Texas Health Care System, as of August 31, 2008 are appropriated to DSHS for the same purpose in fiscal year 2009. It is the intent of the Legislature that DSHS shall expend funds for the renovation of the Harlingen facility prior to the end of fiscal year 2009. In the normal course of renovating the Harlingen facility, DSHS may undertake necessary renovation-related demolition and construction activities.
- 77. Family Planning Affiliate Requirements.** An entity otherwise eligible to receive funds distributed under Strategy B.1.3 (the "family-planning affiliate") will not be disqualified from receipt of such funds because of its affiliation with an entity that performs elective abortions (the "abortion-services affiliate") provided that such affiliation satisfies the following requirements:
- a. **Legal separation.** The family-planning and abortion-services affiliates must be legally separate corporations, with separate articles of incorporation and separate bylaws. State or local governmental entities that are family-planning and abortion-services affiliates must be legally separate organizations and must have separate governing structures.
 - b. **Easily distinguishable names.** The family-planning and abortion-services affiliates must have easily distinguishable names.
 - c. **Separate boards of directors and governing bodies.** The family-planning and abortion-services affiliates must have separate boards of directors or governing bodies which meet separately and maintain separate records.
 - d. **No direct or indirect subsidy.** The family-planning affiliate may not transfer any funds distributed under Strategy B.1.3 to its abortion-services affiliate. The affiliated entities must apportion fair value for any shared expenses or costs (including overhead, rent, phones, equipment, and utilities) in accordance with generally accepted accounting principles.
 - e. **Detailed employee timekeeping.** Any person employed part-time by the family-planning affiliate or part-time by the abortion-service affiliate must maintain detailed time records clearly reflecting the work performed for each affiliate.
 - f. **Clear signage.** If the family-planning and abortion-services affiliates are located at the same physical location, the existence and separate nature of the affiliate relationship must be clearly reflected by appropriate signage in areas accessible to the public.
 - g. **Separate books.** The family-planning and abortion-services affiliates must each maintain records adequate to show compliance with these requirements.

Annual audit of family planning services providers. At least once every two years, the Executive Commissioner of the Health and Human Services Commission or his agent shall conduct an audit of each family planning affiliate to determine if the affiliate and the Contract Management Branch of the Department of State Health Services, the Bureau of Women's Health of the Department of State Health Services, and the Prevention and Primary Care Unit of the Department of State Health Services have complied with this requirement. The Executive Commissioner of the Health and Human Services Commission shall make the audits available to the Governor, the Lieutenant Governor, the Speaker of the Texas House of Representatives, and the members of the State Legislature.

DEPARTMENT OF STATE HEALTH SERVICES
(Continued)

No later than June 30 of each year, the Executive Commissioner of the Health and Human Services Commission shall submit a report to the Chairman of the Senate Finance Committee and to the Chairman of the House Appropriations Committee regarding the audits filed or conducted pursuant to this section, including the number and findings of such audits, the adequacy of the documentation submitted, and any recommendations to revise the verification process.

- 78. Epilepsy Services.** Out of funds appropriated above, the Department of State Health Services (DSHS) shall allocate \$1,936,310 in All Funds in fiscal year 2008 and \$1,936,310 in All Funds in fiscal year 2009 for epilepsy services. DSHS shall use at least \$1,000,000 per fiscal year of the allocated funds to contract with a non-profit organization to expand epilepsy services.
- 79. Rate Increases.** The Department of State Health Services shall provide the specified rate increases to the extent that sufficient funding is available from funds appropriated above for this purpose. DSHS must provide notification to the Legislative Budget Board and the Governor 45 days prior to providing rate increases. Notifications shall include detail on the affected programs and strategies and the amount of the rate increases.
- a. To the extent funds are available in Strategy A.3.4, Children with Special Health Care Needs, Strategy B.1.2, Women and Children's Health Services, Strategy B.1.3, Family Planning Services, and Strategy B.1.4, Community Primary Care Services, the Department of State Health Services shall increase rates for program providers.
 - b. To the extent funds are available in Strategy A.3.3, Kidney Health Care, the Department of State Health Services shall increase dialysis rates for the program to the average Medicaid dialysis rate for fiscal years 2006-07.
- 80. Stroke Survival System.** To the extent funds are available, the Department of State Health Services shall allocate up to \$750,000 in General Revenue for fiscal year 2008 and \$750,000 in General Revenue for fiscal year 2009 for the purpose of stroke recognition and treatment training, stroke prevention and community education, and stroke facilities.
- 81. Smokeless Tobacco Use.** Out of funds appropriated above in Strategy B.2.6, Reduce Use of Tobacco Products, the Department of State Health Services shall allocate \$1,000,000 in General Revenue in fiscal year 2008 and \$1,000,000 in General Revenue in fiscal year 2009 to reduce the use of smokeless tobacco by youth in rural areas of the state.
- 82. Pandemic Flu Preparedness.** Using funds appropriated to the agencies elsewhere under this Act, the Department of State Health Services in conjunction with the Governor's Emergency Management Division in the Department of Public Safety shall identify and seek any necessary approvals for federal or other funds available for the purchase of antivirals for pandemic flu preparedness.
- 83. End Stage Renal Disease Program.** Out of funds appropriated above in Strategy A.3.1, Health Promotion and Chronic Disease Prevention, the Department of State Health Services shall allocate \$500,000 in General Revenue for fiscal year 2008 and \$500,000 in General Revenue for fiscal year 2009 for a statewide program to decrease the number of new End Stage Renal Disease (ESRD) cases in Texas. The program shall work in conjunction with the Texas Renal Coalition and the Chronic Kidney Disease Task Force to provide educational services designed to increase awareness, early diagnosis and treatment of chronic kidney disease (CKD) and its consequences. The program shall outreach to individuals with diabetes mellitus, hypertension, or with a family history of kidney disease, diabetes, or hypertension and to physicians to ensure appropriate treatment for individuals at risk for ESRD.
- 84. Governor's Advisory Council on Physical Fitness.** Out of funds appropriated above, the Department of State Health Services shall make available \$400,000 per year for use by the Governor's Advisory Council on Physical Fitness to provide grants to local mayors' councils to develop and implement wellness and physical fitness programs in communities across the state, and to assist the Council in continuing to develop and promote physical activity and nutrition initiatives. The Governor's Office shall provide administrative support to the Council.

DEPARTMENT OF STATE HEALTH SERVICES
(Continued)

85. **Appropriation Authority for Senate Joint Resolution 65 and Senate Bill 2033 General Obligation Bond Proceeds.**¹⁶ Included in amounts appropriated above is \$29,589,399 in Strategy F.1.4, Capital Repair and Renovation: Mental Health Facilities, and \$1,042,750 in Strategy F.2.1, Capital Items-Public Health, in fiscal year 2008 in general obligation bond proceeds for projects for the Department of State Health Services as described in Article IX Sec. 19.71, Contingency for Senate Joint Resolution 65 and Senate Bill 2033, Eightieth Legislature, 2007, Regular Session. Such appropriation is contingent upon approval of a proposition by Texas voters in November 2007 as authorized by Senate Joint Resolution 65.

All projects funded herein with general obligation bond proceeds are subject to approval by the Legislative Budget Board prior to issuance of the bond proceeds by the Texas Public Finance Authority. Any unexpended and unobligated balances in general obligation bond proceeds described herein and remaining as of August 31, 2008 are hereby appropriated for the fiscal year beginning September 1, 2008 for the same purpose(s).

¹⁶ Incorporates Article IX, § 19.71, of this Act, relating to the contingent appropriation of general obligation bond proceeds, subject to the approval of a proposition by Texas voters as authorized by SJR 65, 80th Legislature, Regular Session.

HEALTH AND HUMAN SERVICES COMMISSION

	For the Years Ending	
	August 31, 2008	August 31, 2009
Method of Financing:		
<u>GR for Medicaid</u>		
Medicaid Program Income, estimated	\$ 2,897,025	\$ 2,897,025
Vendor Drug Rebates—Medicaid, estimated	212,237,307	209,761,151
GR Match for Medicaid	5,417,455,517	4,297,181,392
Tobacco Settlement Receipts Match for Medicaid	241,187,708	241,961,208
Cost Sharing - Medicaid Clients, estimated	6,297,487	7,972,186
Vendor Drug Rebates-Supplemental Rebates, estimated	39,687,046	37,428,049
Medicare Giveback Provision	292,916,177	0
<u>GR for CHIP</u>		
Premium Co-Payments, Low Income Children, estimated	7,355,310	7,540,965
Tobacco Settlement Receipts	26,924,740	25,882,301
GR Match for Title XXI (CHIP)	957,018	940,200
Tobacco Settlement Receipts Match for CHIP	239,909,552	224,495,491
Experience Rebates-CHIP, estimated	2,028,952	2,132,980
Vendor Drug Rebates—CHIP, estimated	2,578,299	2,710,665
<u>Other GR</u>		
General Revenue Fund	38,947,827	35,882,230
GR MOE for Temporary Assistance for Needy Families	61,420,229	64,283,633
GR Match for Food Stamp Administration	128,157,896	118,301,209
Subtotal, General Revenue Fund	\$ 6,720,958,090	\$ 5,279,370,685
Federal Funds	10,219,640,487	8,449,567,875
<u>Other Funds</u>		
Appropriated Receipts - Match for Medicaid	44,838,708	44,838,708
State Highway Fund No. 006 - Medicaid Match	10,000,000	63,902,291
Appropriated Receipts	7,368,817	7,368,817
Interagency Contracts	179,124,107	179,168,987
Medicaid Subrogation Receipts (State Share), estimated	24,205,100	24,205,100
Subtotal, Other Funds	\$ 265,536,732	\$ 319,483,903
Total, Method of Financing	\$ 17,206,135,309	\$ 14,048,422,463

HEALTH AND HUMAN SERVICES COMMISSION
(Continued)

This bill pattern represents an estimated 78.9% of this agency's estimated total available funds for the biennium.

Number of Full-Time-Equivalents (FTE): ¹	9,933.3	9,984.8
Schedule of Exempt Positions: Executive Commissioner, Group 6 ²	\$210,000	\$210,000
Items of Appropriation:		
A. Goal: HHS ENTERPRISE OVERSIGHT & POLICY		
HHS Enterprise Oversight and Policy.		
A.1.1. Strategy: ENTERPRISE OVERSIGHT & POLICY ³ Enterprise Oversight and Policy.	\$ 30,183,795	\$ 38,482,989
A.1.2. Strategy: INTEGRATED ELIGIBILITY & ENROLLMENT ⁴ Integrated Eligibility and Enrollment (IEE).	\$ 558,045,322	\$ 517,087,039
A.2.1. Strategy: CONSOLIDATED SYSTEM SUPPORT	<u>\$ 121,376,319</u>	<u>\$ 119,582,413</u>
Total, Goal A: HHS ENTERPRISE OVERSIGHT & POLICY	<u>\$ 709,605,436</u>	<u>\$ 675,152,441</u>
B. Goal: MEDICAID ⁵		
B.1.1. Strategy: MEDICARE AND SSI Medicare and SSI Risk Groups.	\$ 2,284,665,810	\$ 2,343,553,886
B.1.2. Strategy: TANF ADULTS & CHILDREN TANF Adults & Children Risk Groups.	\$ 666,708,856	\$ 428,381,522
B.1.3. Strategy: PREGNANT WOMEN Pregnant Women Risk Group.	\$ 1,057,194,954	\$ 1,074,911,950
B.1.4. Strategy: CHILDREN & MEDICALLY NEEDY ⁶ Children & Medically Needy Risk Groups.	\$ 3,958,082,533	\$ 2,580,272,505
B.1.5. Strategy: MEDICARE PAYMENTS For Clients Dually Eligible for Medicare and Medicaid.	\$ 1,052,200,152	\$ 1,047,285,437
B.1.6. Strategy: STAR+PLUS (INTEGRATED MANAGED CARE)	\$ 1,227,985,644	\$ 1,225,044,885
B.2.1. Strategy: COST REIMBURSED SERVICES	\$ 459,619,760	\$ 482,218,951
B.2.2. Strategy: MEDICAID VENDOR DRUG PROGRAM	\$ 2,039,278,465	\$ 1,978,208,831
B.2.3. Strategy: MEDICARE FEDERAL GIVE BACK ⁷ Prescription Drug Coverage for Dual-Eligibles.	\$ 292,916,177	\$ 0
B.2.4. Strategy: MEDICAL TRANSPORTATION ⁸	\$ 61,584,309	\$ 98,108,537
B.2.5. Strategy: MEDICAID FAMILY PLANNING	\$ 49,616,578	\$ 47,027,351
B.2.6. Strategy: UPPER PAYMENT LIMIT	\$ 31,685,678	\$ 31,281,281
B.3.1. Strategy: HEALTH STEPS (EPSDT) MEDICAL	\$ 468,566,386	\$ 35,139,649
B.3.2. Strategy: HEALTH STEPS (EPSDT) DENTAL	\$ 1,122,326,913	\$ 395,679,777

¹ Decreased by 209.4 FTEs in FY 2008 and 157.9 FTEs in FY 2009 for SB 10, SB 22, HB 1396, HB 2685, Article IX, § 18.02, Data Center Consolidation, of this Act, and transfer of the Special Nutrition Program to the Department of Agriculture.

² Salary amount increased from \$200,000, pursuant to Article IX, § 3.05 (b).

³ Incorporates Article IX, § 19.27, of this Act, due to the passage of SB 22, 80th Legislature, Regular Session, which creates a Long-Term Care Insurance Partnership, reflecting an increase of \$600,000 in General Revenue Funds and 7.5 FTEs in FY 2009; also incorporates the passage of HB 1396, 80th Legislature, Regular Session, which transfers the Office for the Elimination of Health Disparities to the Health and Human Services Commission and transfers \$177,564 in General Revenue Funds, \$428,301 in All Funds, and 4.0 FTEs in each fiscal year of the biennium.

⁴ Incorporates Article IX, § 19.18, of this Act, due to the passage of HB 2685, 80th Legislature, Regular Session, which relates to a premarital education course, reflecting an increase of \$1,021,097 in Federal Funds and 1.0 FTE in FY 2009.

⁵ Incorporates the passage of HB 15, § 20 (c), 80th Legislature, Regular Session, which increases Medicaid funding by \$706,700,000 in General Revenue Funds and \$1,779,900,000 in All Funds in FY 2008 for the Frew v. Hawkins expenditure plan. For additional regulations related to Frew v. Hawkins expenditures, please see HB 15, §§ 19 and 20.

⁶ Incorporates Article II, Special Provisions, § 7, Disposition of State Funds Available Resulting from Federal Match Ratio Change, and § 43, Funding Reduction. SP § 7 reduces General Revenue Funds by \$58,128,146 and increases Federal Funds by a like amount; SP § 43 reduces General Revenue Funds by \$158,000,000 and Federal Funds by \$237,395,395. Both items affect FY 2009 only.

⁷ The Governor vetoed appropriations out of the Medicare Giveback Provision in the amount of \$297,195,288 in FY 2009. See the Governor’s Veto Proclamation.

⁸ Incorporates Article IX, § 19.77, of this Act, due to the passage of SB 10, 80th Legislature, Regular Session, which transfers operation of the Medical Transportation program from the Department of Transportation to the Health and Human Services Commission in FY 2009. The amount transferred is \$53,902,291 in Other Funds.

HEALTH AND HUMAN SERVICES COMMISSION

(Continued)

B.3.3. Strategy: EPSDT COMPREHENSIVE CARE PROGRAM	\$ 400,803,320	\$ 355,634,044
Health Steps (EPSDT) Comprehensive Care Program.		
B.4.1. Strategy: STATE MEDICAID OFFICE	<u>\$ 13,590,357</u>	<u>\$ 13,590,351</u>
Total, Goal B: MEDICAID	<u>\$ 15,186,825,892</u>	<u>\$ 12,136,338,957</u>
C. Goal: CHIP SERVICES		
C.1.1. Strategy: CHIP ⁹	\$ 401,649,843	\$ 351,585,317
Children's Health Insurance Program (CHIP).		
C.1.2. Strategy: IMMIGRANT HEALTH INSURANCE	\$ 20,538,981	\$ 20,630,858
Immigrant Children Health Insurance.		
C.1.3. Strategy: SCHOOL EMPLOYEE CHILDREN INSURANCE	\$ 10,355,078	\$ 10,398,426
C.1.4. Strategy: CHIP PERINATAL SERVICES	\$ 333,484,426	\$ 339,755,903
C.1.5. Strategy: CHIP VENDOR DRUG PROGRAM	<u>\$ 151,808,302</u>	<u>\$ 129,641,789</u>
Total, Goal C: CHIP SERVICES	<u>\$ 917,836,630</u>	<u>\$ 852,012,293</u>
D. Goal: ENCOURAGE SELF SUFFICIENCY		
D.1.1. Strategy: TANF GRANTS	\$ 139,506,098	\$ 142,912,265
Temporary Assistance for Needy Families Grants.		
D.1.2. Strategy: REFUGEE ASSISTANCE	\$ 27,206,677	\$ 27,206,677
D.2.1. Strategy: FAMILY VIOLENCE SERVICES	\$ 24,145,978	\$ 24,145,978
D.2.2. Strategy: ALTERNATIVES TO ABORTION	<u>\$ 2,500,000</u>	<u>\$ 2,500,000</u>
Alternatives to Abortion. Nontransferable.		
Total, Goal D: ENCOURAGE SELF SUFFICIENCY	<u>\$ 193,358,753</u>	<u>\$ 196,764,920</u>
E. Goal: PROGRAM SUPPORT		
E.1.1. Strategy: CENTRAL PROGRAM SUPPORT	\$ 14,272,827	\$ 14,272,824
E.1.2. Strategy: IT PROGRAM SUPPORT	\$ 14,823,404	\$ 14,823,398
Information Technology Program Support.		
E.1.3. Strategy: REGIONAL PROGRAM SUPPORT	<u>\$ 76,373,227</u>	<u>\$ 76,144,477</u>
Total, Goal E: PROGRAM SUPPORT	<u>\$ 105,469,458</u>	<u>\$ 105,240,699</u>
F. Goal: INFORMATION TECHNOLOGY PROJECTS		
F.1.1. Strategy: TIERS	\$ 23,059,730	\$ 17,517,780
Texas Integrated Eligibility Redesign System.		
G. Goal: OFFICE OF INSPECTOR GENERAL		
G.1.1. Strategy: OFFICE OF INSPECTOR GENERAL	\$ 52,402,003	\$ 52,402,000
H. Goal: ENTERPRISE EXCEPTIONAL ITEMS		
H.1.1. Strategy: IMPROVE HHS TELECOMM AND IT	\$ 17,577,407	\$ 12,993,373
Improve HHS Telecommunications and IT.		
Grand Total, HEALTH AND HUMAN SERVICES COMMISSION	<u>\$ 17,206,135,309</u>	<u>\$ 14,048,422,463</u>
Supplemental Appropriations Made in Riders:	\$ 94,727,219	\$ 158,446,059
Object-of-Expense Informational Listing:		
Salaries and Wages	\$ 370,630,340	\$ 378,405,187
Other Personnel Costs	18,792,103	18,892,820
Professional Fees and Services	569,685,499	557,455,462
Fuels and Lubricants	183,529	183,517
Consumable Supplies	4,545,902	4,537,230
Utilities	29,539,212	29,530,508
Travel	7,975,532	7,904,949
Rent - Building	57,967,903	57,967,897
Rent - Machine and Other	8,624,295	8,655,139
Other Operating Expense	140,624,314	143,950,200
Client Services	15,988,904,946	12,911,765,955
Food for Persons - Wards of State	4,436,000	4,436,000
Grants	58,443,432	66,042,222

⁹ Incorporates the passage of HB 15, § 47, 80th Legislature, Regular Session, which reduces \$15,700,000 in General Revenue Funds and \$40,400,000 in Federal Funds in FY 2009 in Strategy C.1.1, CHIP.

HEALTH AND HUMAN SERVICES COMMISSION
(Continued)

Capital Expenditures	40,509,521	17,141,436
Total, Object-of-Expense Informational Listing	\$ 17,300,862,528	\$ 14,206,868,522
Estimated Allocations for Employee Benefits and Debt Service Appropriations Made Elsewhere in this Act:		
<u>Employee Benefits</u>		
Retirement	\$ 23,176,565	\$ 23,940,009
Group Insurance	75,319,354	79,446,070
Social Security	31,394,080	31,973,298
Benefits Replacement	4,404,972	4,184,723
Subtotal, Employee Benefits	\$ 134,294,971	\$ 139,544,100
<u>Debt Service</u>		
Lease Payments	\$ 1,771,431	\$ 1,701,545
Total, Estimated Allocations for Employee Benefits and Debt Service Appropriations Made Elsewhere in this Act	\$ 136,066,402	\$ 141,245,645

1. **Performance Measure Targets.** The following is a listing of the key performance target levels for the Health and Human Services Commission. It is the intent of the Legislature that appropriations made by this Act be utilized in the most efficient and effective manner possible to achieve the intended mission of the Health and Human Services Commission. In order to achieve the objectives and service standards established by this Act, the Health and Human Services Commission shall make every effort to attain the following designated key performance target levels associated with each item of appropriation.

	2008	2009
A. Goal: HHS ENTERPRISE OVERSIGHT & POLICY		
A.1.2. Strategy: INTEGRATED ELIGIBILITY & ENROLLMENT		
Output (Volume):		
Average Number of Families Determined Eligible Monthly-TANF	11,648	11,648
Average Number of Households Determined Eligible Monthly-Food Stamps	158,069	154,696
Explanatory:		
Percent of Poverty Met by TANF, Food Stamps, and Medicaid Benefits	76.5%	76.5%
B. Goal: MEDICAID		
Outcome (Results/Impact):		
Average Medicaid Acute Care (Includes STAR+PLUS) Recipient Months Per Month	2,835,153	2,889,115
Average Medicaid Acute Care (Includes STAR+PLUS) Cost Per Recipient Month	260.96	257.31
B.1.5. Strategy: MEDICARE PAYMENTS		
Output (Volume):		
Average Supplemental Medical Insurance Part B (SMIB) Recipient Months Per Month	518,189	534,013
Average Qualified Medicare Beneficiaries (QMBs) Recipient Months Per Month	84,339	89,670
Efficiencies:		
Average SMIB Premium Per Month	98.17	101.83
B.1.6. Strategy: STAR+PLUS (INTEGRATED MANAGED CARE)		
Output (Volume):		
Avg Aged and Medicare-eligible Recipient Months Per Month: STAR+PLUS	82,887	84,733
Average Disabled and Blind Recipient Months Per Month: STAR+PLUS	75,148	78,457
Efficiencies:		
Average Cost Per Aged and Medicare-eligible Recipient Month: STAR+PLUS Acute Care	158.22	152.36
Average Cost Per Aged and Medicare-eligible Recipient Month: STAR+PLUS Long Term Care	331.2	318.94
Average Cost Per Disabled and Blind Recipient Month: STAR+PLUS Acute Care	635.05	613.3
Average Cost Per Disabled and Blind Recipient Month: STAR+PLUS Long Term Care	129.03	124.27

HEALTH AND HUMAN SERVICES COMMISSION
(Continued)

B.2.1. Strategy: COST REIMBURSED SERVICES		
Output (Volume):		
Average Number of Undocumented Persons Recipient Months Per Month	9,959	10,487
Efficiencies:		
Average Undocumented Persons Cost Per Recipient Month	3,006.81	2,904.9
B.2.2. Strategy: MEDICAID VENDOR DRUG PROGRAM		
Output (Volume):		
Total Medicaid Prescriptions Incurred	28,185,665	29,105,962
B.2.4. Strategy: MEDICAL TRANSPORTATION		
Output (Volume):		
Recipient One-way Trips	0	3,734,171
Efficiencies:		
Average Cost Per One-Way	0	18.94
B.3.3. Strategy: EPSDT COMPREHENSIVE CARE PROGRAM		
Output (Volume):		
Average Number of EPSDT-CCP Recipient Months per Month	440,482	445,548
B.4.1. Strategy: STATE MEDICAID OFFICE		
Output (Volume):		
Medicaid Acute Care Recipient Months Per Month: Managed Care	2,027,168	2,081,636
C. Goal: CHIP SERVICES		
Outcome (Results/Impact):		
Average CHIP Programs Recipient Months Per Month (Includes all CHIP Programs)	397,683	401,578
Average CHIP Programs Benefit Cost without Prescription Benefit Per Recipient Month (Includes all CHIP Programs)	138.79	133.7
Average CHIP Programs Benefit Cost with Prescription Benefit Per Recipient Month (Includes all CHIP Programs)	168.35	157.04
C.1.4. Strategy: CHIP PERINATAL SERVICES		
Output (Volume):		
Average Perinate Recipient Months Per Month	65,817	69,316
C.1.5. Strategy: CHIP VENDOR DRUG PROGRAM		
Output (Volume):		
Total Number of CHIP Prescriptions (Includes all CHIP Programs)	1,823,670	1,841,850
Efficiencies:		
Average Cost Per CHIP Prescription (Includes all CHIP Programs)	61.05	61.07
D. Goal: ENCOURAGE SELF SUFFICIENCY		
D.1.1. Strategy: TANF GRANTS		
Output (Volume):		
Average Number of TANF Recipients Per Month	133,330	133,330
Average Number of TANF State-paid Recipients Per Month	4,502	4,502
Average Number of TANF One-time Payments Per Month	1,400	1,531
Efficiencies:		
Average Monthly Grant: TANF	65.2	65.98
Average Monthly Grant: TANF-State Paid	63.78	65
D.1.2. Strategy: REFUGEE ASSISTANCE		
Output (Volume):		
Number of Refugees Receiving Contracted Social Services, Financial Assistance, or Medical Assistance	7,100	7,100
D.2.1. Strategy: FAMILY VIOLENCE SERVICES		
Output (Volume):		
Number of Women and Children Served	90,102	90,102
Efficiencies:		
Health and Human Services Average Cost Per Person Receiving Emergency Shelter and/or Nonresident Services	266.23	266.23
2. Capital Budget. ¹⁰	None of the funds appropriated above may be expended for capital budget items except as listed below. The amounts shown below shall be expended only for the purposes shown and are not available for expenditure for other purposes. Amounts appropriated above and identified in the provision as appropriations either for "Lease Payments to the Master Equipment Purchase Program" or for items with an "(MLPP)"	

¹⁰ Incorporates Article IX, § 19.02 (e), of this Act, relating to data center consolidation, which requires data center services expenditures to be categorized as a capital budget item; amounts have been adjusted to reflect the HB 4062 transfer of the Special Nutrition Program to the Department of Agriculture.

HEALTH AND HUMAN SERVICES COMMISSION
(Continued)

notation shall be expended only for the purpose of making lease-purchase payments to the Texas Public Finance Authority pursuant to the provisions of Government Code § 1232.103.

	<u>2008</u>	<u>2009</u>
a. Repair or Rehabilitation of Buildings and Facilities		
(1) Support critical building maintenance	\$ 1,437,396	\$ UB
b. Acquisition of Information Resource Technologies		
(1) Compliance with Federal HIPAA (Health Insurance Portability and Accountability Act) Regulations Across HHS Agencies	8,571,430	UB
(2) Seat Management	9,335,178	9,225,178
(3) Texas Integrated Eligibility Redesign System	17,641,870	14,063,710
(4) EBT Migration	1,600,000	UB
(5) Enterprise Information and Asset Management	3,898,536	7,216,256
(6) Enterprise Identity Management	610,266	319,600
(7) Enterprise Telecommunications Enhancements	4,302,092	UB
(8) Application Tools	275,635	83,159
(9) Data Center Consolidation	37,453,629	25,851,629
Total, Acquisition of Information Resource Technologies	<u>\$ 83,688,636</u>	<u>\$ 56,759,532</u>
c. Acquisition of Capital Equipment and Items		
(1) Facility Support Services – Fleet Operations	585,250	UB
d. Other Lease Payments to the Master Lease Purchase Program (MLPP)		
(1) TIERS Lease Payments to Master Lease Program	8,227,604	6,307,707
Total, Other Lease Payments to the Master Lease Purchase Program (MLPP)	<u>\$ 8,227,604</u>	<u>\$ 6,307,707</u>
Total, Capital Budget	<u><u>\$ 93,938,886</u></u>	<u><u>\$ 63,067,239</u></u>

Method of Financing (Capital Budget):

<u>General Revenue Fund</u>		
GR Match for Medicaid	\$ 18,255,126	\$ 12,531,810
GR MOE for Temporary Assistance for Needy Families	37,474	37,722
GR Match for Title XXI (CHIP)	76,325	59,203
GR Match for Food Stamp Administration	13,711,060	11,023,782
Tobacco Settlement Receipts Match for CHIP	170,760	173,396
General Revenue Fund	9,732,436	3,801,778
Subtotal, General Revenue Fund	<u>\$ 41,983,181</u>	<u>\$ 27,627,691</u>
Federal Funds	40,532,829	26,711,171
Interagency Contracts	<u>11,422,876</u>	<u>8,728,377</u>
Total, Method of Financing	<u><u>\$ 93,938,886</u></u>	<u><u>\$ 63,067,239</u></u>

- 3. Budget Authority for Estimated Pass-through Funds.** In addition to the amounts appropriated above for the Health and Human Services Commission, the Commission may establish additional budget authority with the Comptroller of Public Accounts to reflect other estimated income except from the General Revenue Fund.
- 4. Reimbursement of Advisory Committee Members.** Pursuant to Government Code § 2110.004, reimbursement of expenses for advisory committee members, out of funds appropriated above - not to exceed \$39,565 per year, is limited to the following advisory committees: Hospital Payment Advisory Committee, Medical Care Advisory Committee,

HEALTH AND HUMAN SERVICES COMMISSION

(Continued)

Drug Use Review Board, Pharmaceutical and Therapeutics Committee, Public Assistance Health Benefits Review and Design Committee, and Guardianship Advisory Board.

To the maximum extent possible, the Commission shall encourage the use of videoconferencing and teleconferencing and shall schedule meetings and locations to facilitate the travel of participants so that they may return the same day and reduce the need to reimburse members for overnight stays.

5. **Assessments to Health and Human Services Agencies.** The Health and Human Services Commission shall notify the Legislative Budget Board and the Governor by November 1 of each fiscal year of the annual amount of funds to be transferred by interagency contract by each agency under the authority of the Health and Human Services Commission in Government Code, Chapter 531. The report shall provide an explanation of each contract.
6. **Vendor Drug Rebates - Medicaid and CHIP.** All references in this rider to rebate revenue refer to vendor drug rebates as well as supplemental rebates earned via the preferred drug lists (methods of finance include Vendor Drug Rebates-Medicaid, Vendor Drug Rebates-CHIP, and Vendor Drug Rebates-Supplemental Rebates).
 - a. **Medicaid.** The Health and Human Services Commission is authorized to expend Medicaid rebate revenues appropriated above in Strategy B.2.2, Medicaid Vendor Drug Program, pursuant to the federal requirements of the Omnibus Budget and Reconciliation Act of 1990 as well as rebates collected in excess of federal requirements pursuant to state law;
 - b. **CHIP.** The Health and Human Services Commission is authorized to expend CHIP rebate revenues and related interest earnings appropriated above in Strategy C.1.5, CHIP Vendor Drug Program;
 - c. **Rebates as a First Source of Funding.** Expenditures for the Medicaid and CHIP Vendor Drug Programs shall be made from rebates received in fiscal years 2008 and 2009. As rebates are generated, expenditures to support the Medicaid and CHIP Vendor Drug Programs shall be made from rebate revenues. In the event rebate revenues are not available for expenditure, General Revenue may be used to support both Vendor Drug Programs until rebate revenues are available.
 - d. **Appropriation.** In addition to rebate revenues appropriated above in Strategy B.2.2, Medicaid Vendor Drug Program, and Strategy C.1.5, CHIP Vendor Drug Program, the Health and Human Services Commission is appropriated Medicaid and CHIP vendor drug rebates generated in excess of those amounts, subject to the following requirements:
 - (1) Vendor drug rebates shall be expended prior to utilization of any General Revenue available for the purpose of the CHIP or Medicaid Vendor Drug Programs.
 - (2) In the event General Revenue has been expended prior to the receipt of vendor drug rebates, the Commission shall reimburse General Revenue. The Commission shall reimburse the General Revenue Fund with vendor drug rebates on a monthly basis in order to prevent accumulation of vendor drug rebates.
 - e. **Limited Use of Rebates.** Rebates generated by the Medicaid program shall only be used for the Medicaid program. Rebates generated by the CHIP program shall only be used for the CHIP program.
7. **Medicaid Subrogation Receipts (State Share).** For the purposes of this provision, Medicaid Subrogation Receipts are defined as tort settlements related to the Medicaid program. Amounts defined as Medicaid Subrogation Receipts are to be deposited into the General Revenue Fund, Object No. 3802. The Commission is authorized to receive and expend Medicaid Subrogation Receipts. Expenditures shall be made from recoupments and interest earnings received in fiscal year 2008 and fiscal year 2009. The use of the state's share of Medicaid Subrogation Receipts is limited to funding services for Medicaid clients. Medicaid Subrogation Receipts shall be expended as they are received as a first source, and General Revenue shall be used as a second source, to support the Medicaid program. In the event that these revenues should be greater than the amounts identified in the method of finance above as

HEALTH AND HUMAN SERVICES COMMISSION

(Continued)

Medicaid Subrogation Receipts (State Share), the Commission is hereby appropriated and authorized to expend these Other Funds thereby made available, subject to the following requirements:

- a. Amounts available shall be expended prior to utilization of any General Revenue available for the same purposes.
- b. In the event General Revenue has been expended prior to the receipt of the state's share of Medicaid Subrogation Receipts, the Commission shall reimburse General Revenue. This process shall be completed on a monthly basis in order to prevent accumulation of Medicaid Subrogation Receipt balances.

The preceding paragraph shall be the exclusive appropriation authority for receipts from the above identified sources, and none of these receipts shall be appropriated by a provision of Article IX of this Act.

- 8. Appropriation Transfers and Unexpended Balances Between Fiscal Years.** In addition to the transfer authority provided elsewhere in this Act and in order to provide for unanticipated events that increase costs associated with providing Medicaid or CHIP services for eligible clients, the Health and Human Services Commission is authorized to transfer General Revenue from funds appropriated in Medicaid or CHIP strategies in fiscal year 2009 to fiscal year 2008 and such funds are appropriated to the Commission for the 2008-09 biennium. Such transfers may only be made subject to the following:

- a. Transfers under this section may be made only:
 - (1) if costs associated with providing Medicaid or CHIP services exceed the funds appropriated for these services for fiscal year 2008, or
 - (2) for any other emergency expenditure requirements, including expenditures necessitated by public calamity.
- b. A transfer authorized by this section must receive the prior approval of the Governor and the Legislative Budget Board.
- c. The Comptroller of Public Accounts shall cooperate as necessary to assist the completion of a transfer and spending made under this section.

Any unexpended balances remaining from Medicaid appropriations for fiscal year 2008 may be carried over to fiscal year 2009 for the same purpose.

- 9. Reporting of Child Abuse.** The Texas Health and Human Services Commission may distribute or provide appropriated funds only to recipients who show good-faith efforts to comply with all child abuse reporting guidelines and requirements set forth in Chapter 261 of the Texas Family Code.
- 10. Authorization to Receive, Administer, and Disburse Federal Funds.** The appropriations made herein may be used to match or to meet maintenance of effort requirements for Federal Funds granted to the state for the payment of personal services and other necessary expenses in connection with the administration and operation of state programs of health and public welfare services. Notwithstanding the General Provisions of this Act, the Health and Human Services Commission is hereby authorized to receive and disburse in accordance with plans acceptable to the responsible federal agency, all federal moneys that are made available (including grants, allotments, and reimbursements) to the state and retain their character as Federal Funds for such purposes, and to receive, administer, and disburse Federal Funds for federal regional programs in accordance with plans agreed upon by the Health and Human Services Commission and the responsible federal agency, and such other activities as come under the authority of the Commissioner of Health and Human Services, and such moneys are hereby appropriated to the specific purpose or purposes for which they are granted or otherwise made available. Earned Federal Funds are not considered to be Federal Funds for the purpose of this section.
- 11. Accounting of Support Costs.** The Comptroller of Public Accounts shall establish separate accounts from which certain support costs shall be paid. The Health and Human Services Commission is hereby authorized to make transfers into these separate accounts from line item

HEALTH AND HUMAN SERVICES COMMISSION

(Continued)

strategies in order to pay for these expenses in an efficient and effective manner. Only costs not directly attributable to a single program may be budgeted in or paid from these accounts. Items to be budgeted in and paid from these accounts include but are not limited to: postage, occupancy costs, equipment repair, telephones, office printing costs, supplies, freight and transport costs, telephone system costs and salary and travel costs of staff whose function supports several programs. The Commission shall be responsible for quarterly allocations of these costs to the original strategies.

- 12. Disposition of Appropriation Transfers from State-owned Hospitals.** The Health and Human Services Commission shall use the sums transferred from state owned hospitals as provided elsewhere in the Act as necessary to apply for appropriate matching Federal Funds and to provide the state's share of disproportionate share payments and upper payment limit payments due to state-owned hospitals. Any amounts of such transferred funds not required for these payments shall be deposited by the Health and Human Services Commission to the General Revenue Fund as unappropriated revenue. By October 1 of each fiscal year, the Health and Human Services Commission shall present a schedule of projected transfers and payments to the Comptroller of Public Accounts, the Governor, and the Legislative Budget Board. The Comptroller of Public Accounts shall process all payments and transfers, unless disapproved or modified by the Legislative Budget Board or the Governor.

- 13. Transfers: Authority and Limitations.**

Medicaid and CHIP

None of the funds appropriated by this Act to the Health and Human Services Commission for Medicaid Strategies in Goal B and for CHIP Strategies in Goal C may be transferred to any other item of appropriation or expended for any other purpose other than the specific purpose for which the funds are appropriated without the prior written approval of the Legislative Budget Board and the Governor. However, transfers may be made between Medicaid Strategies in Goal B and between CHIP strategies in Goal C in accordance with the notification requirements of this provision. These transfers are not subject to the twenty-five percent limit outlined below. Transfers may be made from Medicaid strategies to separate accounts authorized by agency rider and established by the State Comptroller for payment of certain support costs not directly attributable to a single program.

Other Programs and Administration

Notwithstanding any other provision, appropriations contained in this Act to the Health and Human Services Commission may be transferred from one appropriation item to another appropriation item in amounts not to exceed 25 percent of All Funds for the fiscal year, upon approval by the Commissioner, subject to the following reporting requirements:

- a. At least 30 days prior to any transfer of funds between items of appropriation, notification shall be made to the Governor and the Legislative Budget Board.
 - b. At least 30 days prior to adopting or implementing a program expansion, notification shall be made to the Governor and the Legislative Budget Board. Program expansion is defined as any modification of current policy that would result in delivery of new or additional services not previously provided or the delivery of services to additional client populations.
 - c. Notifications shall include information regarding the source of funds to be transferred; any changes in Federal Funds related to the proposed transfer; the strategy from which the transfer is to be made and the strategy to which the transfer is to be made; and the need to be served in the strategy receiving the funds and the basis for such selection. In the event program expansions are under consideration, information shall be forwarded regarding the population to be served; criteria for eligibility; source of funding; and impact on existing programs.
- 14. Use of Additional Medicaid Program Income.** For the purposes of this provision, Medicaid program income is defined as: 1) refunds/rebates of previously paid premiums and interest earnings generated in relationship to accounts listed below; 2) refunds/rebates received from the Medicaid claims payment contractor or other sources; and 3) managed care rebates as described below. Amounts defined as program income are to be deposited into the General Revenue Fund, Object No. 3639. The Health and Human Services Commission is authorized to receive and spend program income and interest earnings generated from fund balances with the Disbursement Account, and the STAR (Managed Care) Account, as defined in the

HEALTH AND HUMAN SERVICES COMMISSION

(Continued)

contractual agreement with the fiscal agent and/or insurance carrier for purchased health services except for those interest earnings related to the Cash Management Improvement Act (CMIA). The Commission is also authorized to receive and spend experience rebates generated in accordance with its contractual agreements with health maintenance organizations who participate in Medicaid managed care. Expenditures shall be made from credits, managed care rebates, and interest earnings received in fiscal years 2008 and 2009. The use of the credits, managed care rebates, and interest earnings is limited to funding services for Medicaid clients. Medicaid program income shall be expended as they are received as a first source, and General Revenue shall be used as a second source, to support the Medicaid program. In the event that these revenues should be greater than the amounts identified in the method of finance above as Medicaid Program Income, the commission is hereby appropriated and authorized to expend these General Revenue Funds thereby made available, subject to the following requirements:

- a. Amounts available shall be expended prior to utilization of any General Revenue available for the same purposes; and
- b. In the event General Revenue has been expended prior to the receipt of program income, the Commission shall reimburse General Revenue. This process shall be completed on a monthly basis in order to prevent accumulation of program income balances.

The preceding paragraph shall be the exclusive appropriation authority for receipts from the above identified sources and none of these receipts shall be appropriated by a provision of Article IX of this Act.

- 15. Use of Additional CHIP Experience Rebates.** For the purposes of this provision, CHIP Experience Rebates are defined as: 1) refunds/rebates of previously paid CHIP premiums and related interest earnings; and 2) managed care rebates and related interest earnings as described below. Amounts defined as CHIP Experience Rebates are to be deposited into the General Revenue Fund. The Health and Human Services Commission is authorized to receive and spend experience rebates generated in accordance with its contractual agreements with managed care organizations and other providers who participate in the CHIP, Immigrant Health Insurance, School Employee Health Insurance, and CHIP Perinatal programs. Expenditures shall be made from CHIP Experience Rebates generated in fiscal years 2008 and 2009. The method of financing item, Experience Rebates - CHIP, for appropriations made above, includes unexpended and unobligated balances of Experience Rebates - CHIP remaining as of August 31, 2007, and receipts earned in fiscal years 2008 and 2009.

The use of CHIP Experience Rebates is limited to health care services for CHIP clients. CHIP Experience Rebates shall be expended as they are received as a first source, and General Revenue shall be used as a second source, to support CHIP-related programs. In the event that these revenues should be greater than the amounts identified in the method of finance above as Experience Rebates - CHIP, the department is hereby appropriated and authorized to expend these General Revenue Funds thereby made available, subject to the following requirements:

- a. Amounts available shall be expended prior to utilization of any General Revenue available for the same purposes; and
- b. In the event General Revenue has been expended prior to the receipt of CHIP Experience Rebates, the Commission shall reimburse General Revenue. This process shall be completed on a monthly basis in order to prevent accumulation of CHIP Experience Rebate balances.

The preceding paragraph shall be the exclusive appropriation authority for receipts from the above identified sources and none of these receipts shall be appropriated by a provision of Article IX of this Act.

- 16. CHIP: Unexpended Balances and Allocation of Funds.**

- a. The Health and Human Services Commission is hereby appropriated any unexpended balances remaining as of August 31, 2007, from the appropriations for the Children's Health Insurance Program (estimated to be \$0). Balances appropriated may only be expended in the manner provided for by this section.

HEALTH AND HUMAN SERVICES COMMISSION

(Continued)

- b.¹¹ It is the intent of the Legislature that tobacco settlement receipts appropriations made above in Goal C, CHIP Services, include \$262.3 million for fiscal year 2008 and \$246.0 million for fiscal year 2009 in tobacco settlement receipts paid to the State pursuant to the Comprehensive Tobacco Settlement and Release. In the event that the state has not received a tobacco settlements payment for fiscal year 2008 and fiscal year 2009 by September 1 of each year of the biennium, the Comptroller of Public Accounts is hereby authorized to use general revenue funds as needed for program expenditures for cash flow purposes between the beginning of the fiscal year and the receipt by the state of the tobacco settlement payment for the fiscal year. Upon receipt of the tobacco settlement payment, the general revenue fund shall be reimbursed with tobacco settlement receipts for all expenditures made pursuant to this provision.
- c. Any unexpended balances remaining from appropriations made in Goal C, CHIP Services, for fiscal year 2008 may be carried over to fiscal year 2009.
17. **Cash Basis Expenditures Authorization.** Notwithstanding any other provision of this Act, the Health and Human Services Commission is authorized to expend Medicaid appropriations in a fiscal year without regard to date of service. The authorization herein is limited to expenditures for claims payments, premiums, cost settlements and other related expenses for Medicaid client services.
18. **Cost Sharing - Medicaid Clients.** The Health and Human Services Commission is authorized to collect and is hereby appropriated all cost sharing revenues generated by Medicaid clients as authorized in Section 32.064 of the Human Resources Code. These revenues may include enrollment fees, deductibles, coinsurance, and portions of the managed care plan premiums.
19. **Food Stamp Program Funds Appropriated.** The Health and Human Services Commission is hereby designated as the state agency to establish and operate a statewide Food Stamp Program and to accept all moneys appropriated for this purpose by the federal or state governments, by the Commissioners' Court of any county, by any political subdivisions of the state, or received from any other source as provided for herein and in Chapter 33, Human Resources Code. The Health and Human Services Commission is authorized to expend such funds for welfare purposes, including the cost of distributing foods to needy people, institutions, school lunch programs, or otherwise as provided by the laws of the United States and the rules and regulations issued pursuant thereto, for the establishment and operation of a statewide Food Stamp Program, and for the employment of essential personnel who shall be employed under a merit system basis comparable to the merit principles or standards applicable to all other personnel of the commission.
20. **Additional Funding Sources, Medicaid.** Notwithstanding any other provisions of this Act, if the appropriations provided for a Medicaid program are not sufficient to provide for expenditures mandated by either state or federal law, after accounting for any appropriations made to the agency operating the Medicaid program, and available for transfer to the Medicaid program, the Legislative Budget Board and the Governor may provide for and are hereby authorized to direct the transfer of sufficient amounts of funds to the Health and Human Services Commission from appropriations made elsewhere in this Act.
21. **Child Support Supplemental Payments.** Out of the funds appropriated above in Strategy D.1.1, TANF Grants, and child support collections from the Child Support Trust Fund (No. 994), the commission shall make supplemental payments to families receiving welfare who would be eligible to receive child support "pass through" and "first excess" payments under the Social Security Act Title IV-D child support distribution requirements prior to passage of the Personal Responsibility and Work Opportunity Reconciliation Act of 1996. These payments shall equal the amount of the "pass through" and "first excess" payment the family would have received under prior law. Child support collections shall comprise a portion of each total payment. The portion of the total payment funded with child support collections shall equal the state share of the Federal Medical Assistance Percentage (FMAP) for the fiscal year. The commission shall report any change to child support supplemental payments that occur on or before September 30, 2008 to the Governor and Legislative Budget Board. The

¹¹ Incorporates the passage of HB 15, § 47, 80th Legislature, Regular Session, which reduces \$15,700,000 in General Revenue Funds and \$40,400,000 in Federal funds in FY 2009 in Strategy C.1.1, CHIP.

HEALTH AND HUMAN SERVICES COMMISSION

(Continued)

commission shall no longer provide these payments after September 30, 2008 when the Office of the Attorney General begins providing a child support pass-through payment in lieu of the supplemental grant payments in Strategy D.1.1.

- 22. Temporary Emergency Assistance for Families At-Risk of Welfare Dependency.** Out of funds appropriated above in Strategy D.1.1, TANF Grants, the commission shall provide a one-time emergency assistance payment to applicants for Temporary Assistance for Needy Families (TANF) who are likely to be employed within a short period of time, without referral to the Choices program. It is the intent of the Legislature that the commission expand the use of one-time emergency payments as a cost-effective deterrence from the TANF program.
- 23. High Performance Bonus for Administration of the Food Stamp Program.** High Performance Bonuses are annual incentive payments to state agencies that meet standards for high or most improved performance established by the Secretary of the U.S. Department of Agriculture. The authority to receive and expend high performance bonuses is provided in Article IX, Sec. 6.26. Definition, Appropriation, Reporting and Audit of Earned Federal Funds and is subject to the following additional conditions:
- a. A portion of these funds, in each year of the biennium, shall be used by the Health and Human Services Commission for the development and operation of a nutrition education and outreach program, or for activities that otherwise improve low-income consumers' access to basic nutrition and healthy foods.
 - b. The commission shall prepare annual reports by October 1 of each year of the biennium summarizing the commission's progress in implementing the outreach program and file those reports with the standing committees of the Senate and House of Representatives having primary jurisdiction over health and human services.
 - c. A portion of these funds, in each year of the biennium, shall be used by the Health and Human Services Commission to provide bonuses to position classifications whose efforts directly contributed to meeting these performance standards, or to position classifications who meet or exceed customer service performance measures developed by the commission, or whose efforts directly contributed to increasing the percentage of eligible persons who receive Food Stamps.
 - (1) Before an employee can be eligible for a bonus, the employee must have been employed in the program for the related twelve months, remain employed in the program, and demonstrate performance that meets expectations.
 - (2) The commission has the authority to determine whether employees who have received bonuses under this provision are eligible for merit salary increases during a twelve-month period prior to or after receipt of the bonus.
- 24. Temporary Assistance for Needy Families (TANF) Maintenance of Effort.** It is the intent of the Legislature that all General Revenue appropriated above for TANF maintenance of effort shall be expended within the appropriate fiscal year for that purpose in order to secure the TANF federal block grant for the state. Out of funds appropriated above in Strategy D.1.1, TANF Grants, \$61,420,229 in General Revenue is appropriated for TANF maintenance of effort for fiscal year 2008, and \$64,283,633 in General Revenue is appropriated for TANF maintenance of effort for fiscal year 2009. None of the General Revenue appropriated for TANF maintenance of effort in Strategy D.1.1, TANF Grants, may be transferred to any other item of appropriation or expended for any purpose other than the specific purpose for which the funds are appropriated. However, General Revenue appropriated for TANF maintenance of effort may be transferred to Strategy A.1.2, Integrated Eligibility and Enrollment, subject to the following limitations:
- a. Declines or shifts in TANF caseloads prevent the Health and Human Services Commission from expending all General Revenue appropriated for TANF maintenance of effort in Strategy D.1.1, TANF Grants, within the appropriate fiscal year;
 - b. The amount of General Revenue transferred from Strategy D.1.1, TANF Grants, shall be expended within Strategy A.1.2, Integrated Eligibility and Enrollment, for TANF program operating costs, within the appropriate fiscal year; and

HEALTH AND HUMAN SERVICES COMMISSION

(Continued)

- c. At least 45 days prior to transferring General Revenue Funds between Strategy D.1.1, TANF Grants, and Strategy A.1.2, Integrated Eligibility and Enrollment, the Health and Human Services Commission shall notify the Legislative Budget Board and the Governor.
25. **Earned Income Disregard.** Out of amounts appropriated above to Strategy D.1.1, TANF Grants, the Health and Human Services Commission shall maintain the earned income disregard for working TANF families. When determining eligibility and benefits, the commission shall exclude \$120 of earnings and 90 percent of the remaining earnings for each of the first four months of employment by a recipient. After the first four months of employment, the commission shall exclude \$120 of a recipient's earnings each month.
26. **Performance Reporting for the Prescription Drug Rebate Program.** The Commission shall report on an annual basis the following information to the Legislative Budget Board, the State Auditor's Office and the Governor: the outstanding prescription drug rebate balances for the Medicaid, CHIP, Kidney Health, and Children with Special Health Care Needs programs. The report shall include rebate principal and interest outstanding, age of receivables, and annual collection rates. The reports shall specify amounts billed, dollar value of pricing and utilization adjustments, and dollars collected. The Commission shall report these data on each year for which the Prescription Drug Rebate program has collected rebates and also on a cumulative basis for all years.
27. **TANF Grants.** Out of funds appropriated above in Strategy D.1.1, TANF Grants, the commission shall adjust the TANF grant amount each year to ensure that the maximum monthly grant for a family of three is at least 17 percent of the federal poverty level and provide a one-time per year grant of up to \$30 for each TANF child on August 1 of each year.
28. **Texas Integrated Eligibility Redesign Systems (TIERS).** To fund the debt related to TIERS, the commission may seek funding from the most cost-effective type of financing, including but not limited to cash acquisition, commercial financing, and financing provided by the Texas Public Finance Authority. From any funds appropriated to the Health and Human Services Commission for the purpose of implementing the project, an amount not to exceed \$14,535,311 (amounts needed for Master Lease Purchase Program) for the biennium in All Funds may be transferred to the Texas Public Finance Authority for lease payments to the Texas Public Finance Authority to pay debt service on the obligations issued by the Texas Public Finance Authority on behalf of the commission for the above-mentioned project.
29. **Capital Purchases on Behalf of other Government Entities or Service Providers.**¹² Any capital items purchased by the Health and Human Services Commission (HHSC) for use by local governmental entities for which the commission is reimbursed do not apply to the commission for the purpose of the capital budget rider limitations specified in Article IX, Sec. 14.03, Limitation on Expenditures - Capital Budget, of the General Provisions of this Act, nor to HHSC Rider 2, Capital Budget.
30. **Reimbursement of Advisory Council Members.** Pursuant to Government Code §531.408, reimbursement of travel expenses for Health and Human Services Council members, out of funds appropriated above, is hereby authorized such that the sum total of all reimbursements for members of the Council shall not exceed \$10,825 per fiscal year, at the rates specified in the general provisions of this Act.
31. **Other Reporting Requirements.**
- a. Federal Reports. The Health and Human Services Commission shall submit the following information to the Legislative Budget Board, the Governor, and all Members of the Texas Legislature no later than the date the respective report is submitted to the federal government:
- (1) Notification of proposed State Plan amendments or waivers for Medicaid, CHIP, TANF, and any other federal grant requiring a state plan. State Plan amendments and waiver submissions shall also be provided to the Senate Health and Human Services, House Human Services, and House Public Health committees.

¹² Article IX section number added for clarity.

HEALTH AND HUMAN SERVICES COMMISSION

(Continued)

- (2) A copy of each report or petition submitted to the federal government relating to Medicaid, CHIP, and TANF.
- b. Federal Issues. The Health and Human Services Commission shall notify the Legislative Budget Board and the Governor on a timely basis about emerging issues that could result in the loss of more than \$1 million in federal revenue assumed in the appropriations act.
- c. Monthly Financial Reports. The Health and Human Services Commission shall submit the following information to the Legislative Budget Board and the Governor on a monthly basis:
 - (1) Information on appropriated, budgeted, expended, and projected funds and full-time-equivalents, by strategy and method of finance.
 - (2) Information on appropriated, budgeted, expended, and projected revenues, including program income, interest earnings, experience rebates, vendor drug rebates (Medicaid, CHIP and supplemental), Medicaid subrogation receipts, premium co-payments, earned federal funds, cost sharing - Medicaid clients, and appropriated receipts used as match for federal funds.
 - (3) Narrative explanations of significant budget adjustments, ongoing budget issues, and other items as appropriate.
 - (4) Narrative and tabular explanation of adjustments made to translate actuarial forecasts of incurred claims into budgeted/expended amounts on a cash basis for the Medicaid program.
 - (5) Any other information requested by the Legislative Budget Board or the Governor.
- d. Additional Monthly Reports. The Health and Human Services Commission shall provide monthly enrollment totals in all the programs for which there is a performance measure target for the Commission.
- e. Notification. The Health and Human Services Commission shall electronically notify the Members of the Legislature that information provided in the sections above is available on the agency's website and shall provide copies as requested.

The monthly financial reports shall be prepared in a format specified by the Legislative Budget Board.

- 32. **Office for Prevention of Developmental Disabilities.** The Health and Human Services Commission shall expend, from funds otherwise appropriated to the commission by this Act, an amount not to exceed \$107,463 each fiscal year for salaries, benefits, travel expenses, and other support of the Office for Prevention of Developmental Disabilities. However, grants and donations received through the authority provided by Article IX Sec. 8.01, Acceptance of Gifts of Money, are not subject to this limit and may be expended by the Office.
- 33. **Prohibition on Abortions.**
 - a. It is the intent of the Legislature that no funds shall be used to pay the direct or indirect costs (including overhead, rent, phones and utilities) of abortion procedures provided by contractors of the commission.
 - b. It is also the intent of the Legislature that no funds appropriated for Medicaid Family Planning, shall be distributed to individuals or entities that perform elective abortion procedures or that contract with or provide funds to individuals or entities for the performance of elective abortion procedures.
 - c. The commission shall include in its financial audit a review of the use of appropriated funds to ensure compliance with this section.
- 34. **Family Planning.** Of funds appropriated for Medicaid Family Planning, no state funds may be used to dispense prescription drugs to minors without parental consent.

HEALTH AND HUMAN SERVICES COMMISSION

(Continued)

35. **Medical Treatments.** The Health and Human Services Commission may distribute funds for medical, dental, psychological or surgical treatment provided to a minor only if consent to treatment is obtained pursuant to Chapter 32 of the Texas Family Code. In the event that compliance with this rider would result in the loss of Federal Funds to the state, the department may modify, or suspend this rider to the extent necessary to prevent such loss of funds, provided that 45 day prior notification is provided to the Governor and the Legislative Budget Board.
36. **Appropriation of Unexpended Balances - Master Lease Purchase Program (MLPP).** Any unexpended balances of MLPP funds for the TIERS project from previous appropriations, estimated to be \$12,139,526, are hereby authorized for the Health and Human Services Commission. The commission shall provide to the Legislative Budget Board and the Governor a detailed description of the project and cost at least 45 days prior to the expenditure of such funds.
37. **CHIP Enrollment.** In the event that appropriations are insufficient to sustain enrollment at authorized eligibility and benefit levels in CHIP, it is the intent of the legislature that the Executive Commissioner transfer necessary funds to Goal C, CHIP Services, pursuant to the notification and approval requirements contained in other provisions, and request additional appropriation authority from the Legislative Budget Board prior to establishing a waiting list and suspending enrollment pursuant to Health and Safety Code § 62.101.
38. **Unexpended Balance Authority for Eligibility Determination Services.** Any unexpended balances remaining from appropriations made in Strategy A.1.2, Integrated Eligibility and Enrollment, for fiscal year 2008 may be carried over to fiscal year 2009.
39. **Continued Medicaid Coverage for Clients Unable to Access Medicare Part D Benefit and for Certain Excluded Medicare Part D Drug Categories.** It is the intent of the Legislature that from funds appropriated above in Strategy B.2.2, Medicaid Vendor Drug Program, the Health and Human Services Commission shall continue to provide Medicaid coverage for dual eligible clients who are unable to access their Medicare Part D drug benefit. The Health and Human Services Commission shall recoup funds for these expenditures from Part D drug plans that are determined to be responsible for the dual eligible clients' drug costs. It is also the intent of the Legislature that from funds appropriated above in Strategy B.2.2, Medicaid Vendor Drug Program, the Health and Human Services Commission shall continue to provide Medicaid coverage for certain categories of drugs not covered under the federal Medicare Part D program, under Section 1935(d)(2) of the Social Security Act, for full dual eligible clients. This coverage is limited to only those categories of excluded Medicare Part D drugs that continue to be eligible for federal Medicaid matching funds and that are currently covered under the Medicaid Vendor Drug Program (e.g., prescribed over-the-counter medications, barbiturates, and benzodiazepines).
40. **Dual Diagnosis Pilot.** From funds appropriated by this Act, the Health and Human Services Commission is authorized to utilize up to \$75,000 per year to provide a grant to a non-profit organization to maintain a pilot project directed at enhancing the well being and care of citizens who are dually diagnosed with mental retardation and mental illness.
41. **Upper Payment Limit Reimbursement for Children's Hospitals.** Out of the funds appropriated above in Strategy B.2.6, Upper Payment Limit, the Health and Human Services Commission shall use the amounts of \$12,500,000 in fiscal year 2008 and \$12,500,000 in fiscal year 2009 in General Revenue to provide upper payment limit reimbursement to children's hospitals (having a separate provider number). The Health and Human Services Commission shall implement Medicaid upper payment limit reimbursement to cover the actual costs incurred in providing Medicaid inpatient and outpatient services and Graduate Medical Education at children's hospitals. In the event that appropriations are insufficient to cover these Medicaid costs in all children's hospitals, the Health and Human Services Commission shall prioritize this Medicaid upper payment limit reimbursement to reduce the Medicaid losses in any children's hospital with a Medicaid patient load that exceeds 60 percent of the hospital's total inpatient days.
42. **Health Insurance Premium Payment (HIPP) Program.**
- a. **Medicaid HIPP Outreach and Public Awareness.** Out of funds appropriated above in Goal B, Medicaid, the Health and Human Services Commission shall use up to \$1.7 million in

HEALTH AND HUMAN SERVICES COMMISSION

(Continued)

the 2008-09 biennium to increase awareness and public knowledge about Medicaid's Health Insurance Premium Payment program and Medicaid Opt-Out option, if implemented. Texas businesses and segments of the Medicaid-eligible population most likely to have access to employer-sponsored insurance should be targeted for receiving information from the outreach and public awareness efforts.

- b. **HIPP Program Training.** Out of funds appropriated above in Goal B, Medicaid, the Health and Human Services Commission shall provide training on an ongoing basis about the Health Insurance Premium Payment program and Medicaid Opt-Out option, if implemented, to state or state-contracted workers who have contact with people inquiring or applying for benefit assistance.
- c. **HIPP Automated Referral System.** Out of funds appropriated above in Goal B, Medicaid, the Health and Human Services Commission shall incorporate into the Texas Integrated Eligibility Redesign System (TIERS) an automated referral system whereby referrals to the Health Insurance Premium Payment program and Medicaid Opt-Out option, if implemented, occur at the time of application for benefit assistance.
- d. **HIPP Repayment Period Reduced.** Out of funds appropriated above in Goal B, Medicaid, the Health and Human Services Commission shall work with the Health Insurance Premium Payment vendor and other entities to reduce the Health Insurance Premium Payment client reimbursement period to less than seven days.
- e. **HIPP Program Status Report.** The Health and Human Services Commission shall submit a report that includes an overview and evaluation of the state's Health Insurance Premium Payment (HIPP) program and recommendations to improve it. The report should address, but not be limited to, the progress the Health Insurance Premium Payment program has made in the following areas:
 - (1) the number of businesses responding when HIPP personnel request health insurance information and the number of those who do not;
 - (2) reporting the number of Medicaid-eligible Texans exposed to HIPP outreach or public awareness efforts;
 - (3) increasing HIPP referrals each year;
 - (4) increasing the rate of HIPP enrollees from referrals;
 - (5) increasing number of HIPP participants by 30 percent from previous fiscal year;
 - (6) decreasing the reimbursement two week waiting period (with the ultimate goal being less than seven days); and
 - (7) decreasing the referral time to HIPP program with the ultimate goal of referral occurring at eligibility determination.

The report should be submitted to the Governor and the Legislative Budget Board by October 1, 2008.

- 43. **Alberto N. Settlement Support.** Out of funds appropriated above in Goal B, Medicaid, the Health and Human Services Commission shall provide funding to fulfill the program requirements of the settlement, and to support assessment and case management staff and related costs at the Department of State Health Services for purposes related to the *Alberto N.* settlement. To support *Alberto N.* services at the Department of State Health Services, the Health and Human Services Commission may transfer amounts not to exceed \$1.8 million General Revenue in FY 2008 and \$2.3 million General Revenue in FY 2009 to the department for assessments and case management purposes.
- 44. **Hospital Uncompensated Care.** No funds appropriated under this Article for medical assistance payments may be paid to a hospital if the Health and Human Services Commission determines that the hospital has not complied with the Commission's reporting requirements. The Commission shall ensure that the reporting of uncompensated care (defined to include bad debt, charity care and unreimbursed care) by Texas hospitals is consistent for all hospitals and subjected to a standard set of adjustments that account for payments to hospitals that are intended to reimburse uncompensated care. These adjustments are to be made in such a way that a reliable determination of the actual cost of uncompensated care in Texas is produced. In pursuing this objective, the commission, in coordination with the Attorney General, and with advice from representatives from the hospital industry, will:

HEALTH AND HUMAN SERVICES COMMISSION

(Continued)

- a. review the current instruments for reporting uncompensated care by Texas hospitals to ensure that accounting for uncompensated care as well as its reporting is consistent across hospitals;
- b. coordinate the different instruments for reporting uncompensated care in Texas, e.g., Statement of Community Benefits, Annual Hospital Survey, and DSH Survey, so that there is consistency in reporting among these instruments while maintaining the integrity of each instrument's purpose;
- c. identify the sources of funding to hospitals that are intended to offset uncompensated care;
- d. develop a standard set of adjustments that apply the funding sources to reported uncompensated care in such a manner that a reliable determination of the actual cost to a hospital for uncompensated care can be made; and
- e. identify a standard ratio of cost to charges (RCC) to standardize the conversion of reported charges to costs.

The commission shall conduct an appropriate number of audits to assure the accurate reporting of the cost of uncompensated hospital care.

- 45. Hospital Reimbursement.** Contingent upon the appropriation of funding for increasing hospital rates and on federal approval, and to the extent allowed by law, no funds appropriated under this Article for the payment of inpatient hospital fees and charges under the medical assistance program may be expended on or after September 1, 2008, except under a prospective payment methodology for all Medicaid inpatient claims developed by September 1, 2008 or as soon thereafter as practical that employs sound cost reimbursement principles and:

- a. enhances the Health and Human Services Commission's ability to be a prudent purchaser of health care;
- b. reflects costs that are allowable, reasonable and medically necessary to deliver health care services to the state's Medicaid population;
- c. reduces the variability in the Medicaid reimbursement rates paid to hospitals for treating patients with the same diagnoses;
- d. promotes and rewards increased efficiency in the operation of hospitals;
- e. emphasizes and rewards quality of outcomes and improves the treatment of Medicaid patients through pay-for-performance principles;
- f. recognizes, through add-on payments or other methods, the unique needs of rural hospitals; and
- g. reformulates the Disproportionate Share Hospital (DSH) supplemental payment methodology to increase its focus on paying hospitals for uncompensated care and reduces the existence of the inpatient Medicaid shortfall that prevents the State from achieving this objective.

- 46. Healthy Marriage Development Program.** Out of funds appropriated above in Strategy A.1.2, Integrated Eligibility and Enrollment, the Health and Human Services Commission shall devote \$7,500,000 in fiscal year 2008 and \$7,500,000 in fiscal year 2009 of TANF Federal Funds to a Healthy Marriage Development Program and similar activities that strengthen families.

- 47. Children's Health Insurance Program Priority.** In the event that the Health and Human Services Commission receives less CHIP Federal Funds than are anticipated above in Goal C, CHIP Services, the commission is authorized to prioritize services to recipients of the traditional CHIP program. Serving those eligible for the CHIP Perinatal program may be a secondary priority.

HEALTH AND HUMAN SERVICES COMMISSION

(Continued)

48. **Payments to Health Centers for Medicaid Family Planning.** It is the intent of the Legislature that the Health and Human Services Commission shall, to the extent allowed by federal law, reimburse Federally Qualified Health Centers for family planning services under Medicaid, including the Women's Health Program, using a prospective payment system at a per visit rate, not to exceed three payments during a calendar year.
49. **Freestanding Psychiatric Facilities.** To determine Medicaid payment for inpatient services in freestanding psychiatric facilities, it is the intent of the Legislature that the Health and Human Services Commission adopt a reimbursement methodology similar to the prospective payment system used by the Centers for Medicare and Medicaid Services to reimburse inpatient psychiatric services and using cost reporting principles.
50. **Deficit Reduction Act Pharmacy Savings.** Out of funds appropriated above, the Health and Human Services Commission shall provide to participating pharmacies the savings that are achieved through the provisions of the federal Deficit Reduction Act that relate to drug costs, to the extent allowed by state and federal law. It is the intent of the Legislature that the commission submit a state plan amendment to increase the dispensing fee, consistent with cost principles, to compensate for the losses suffered by the Deficit Reduction Act. Any resulting increase shall not exceed a dispensing level of \$12.50.
51. **Office of Acquired Brain Injury.** Out of funds appropriated above, the Health and Human Services Commission is authorized to establish an Office of Acquired Brain Injury to assist and coordinate services for persons with acquired brain injury. The office is to coordinate services for victims and families, including veterans, in order to provide them with a comprehensive system of care through federal, state, and local resources.
52. **Payments to Hospital Providers.** Until the Health and Human Services Commission implements a new reimbursement system for Fee-for-Service (FFS) and Primary Care Case Management (PCCM) inpatient services, hospitals that meet one of the following criteria: 1) located in a county with 50,000 or fewer persons, or 2) is a Medicare-designated Rural Referral Center (RRC) or Sole Community Hospital (SCH), that are not located in a metropolitan statistical area (MSA) as defined by the U.S. Office of Management and Budget, or 3) is a Medicare-designated Critical Access Hospital (CAH), shall be reimbursed the greater of the prospective payment system rate or a cost-reimbursement methodology authorized by the Tax Equity and Fiscal Responsibility Act of 1982 (TEFRA) using the most recent data. Hospitals reimbursed under TEFRA cost principles shall be paid without the imposition of the TEFRA cap. Hospitals that meet the criteria as of September 1, 2007, retain this reimbursement for FFS and PCCM inpatient services.
53. **Payments to Health Centers under Medicaid Managed Care.** The Health and Human Services Commission shall require contracted Medicaid managed care organizations to make prompt payments and cost settlements with Federally Qualified Health Centers within their network. The Commission shall incorporate performance standards with these requirements in the contracts with the Medicaid managed care organizations.
54. **Staffing and Capital Authorization in Lieu of Contracted Responsibilities.**
- a. Notwithstanding any other provision in this Act, if the executive commissioner of the Health and Human Services Commission determines that a service performed as of the effective date of this Act under a contract would be more effectively performed by state personnel, the executive commissioner is authorized to adjust the agency's FTE limitation to the extent necessary to ensure the successful assumption of such contracted duties and to comply with federal performance standards. The commission must make corresponding adjustments in the scope of duties and responsibilities in the affected contract. An increase in agency staffing resulting from the executive commissioner's determination under this section is subject to the following requirements:
- (1) The commission must notify the Legislative Budget Board and the Governor at least 10 days prior to adjusting the budgeted FTE levels.
 - (2) The commission must report on a quarterly basis beginning December 1, 2007 to the Legislative Budget Board and the Governor the number of eligibility and related support staff and any related costs in Strategy A.1.2, Integrated Eligibility and Enrollment.

HEALTH AND HUMAN SERVICES COMMISSION

(Continued)

- b. Notwithstanding any other provision in this Act, if the executive commissioner of the Health and Human Services Commission determines that a service performed as of the effective date of this Act under a contract would be more effectively performed by state personnel, the Health and Human Services Commission is authorized to exceed the capital authority limitation provided elsewhere in this Act to the extent necessary to acquire hardware, software, office space, or other capital items to support any assumed contracted duties and to comply with federal performance standards. The commission must make corresponding adjustments in the scope of the affected contract. An increase in a capital project is subject to the following requirements:
 - (1) The commission must notify the Legislative Budget Board and the Governor at least 10 days prior to acquiring capital equipment.
 - (2) The commission must include capital acquisitions in required financial reporting to the Legislative Budget Board and the Governor.
- 55. **Medicaid Funding for Consultations on the Collection of Umbilical Cord Blood.** The Health and Human Services Commission shall pursue federal approval for Medicaid reimbursement for consultations provided to Medicaid-eligible mothers regarding the collection of umbilical cord blood.
- 56. **Umbilical Cord Blood Bank Funding.** Out of funds appropriated above in Goal B, Medicaid, the Health and Human Services Commission shall transfer and use \$5,000,000 in General Revenue for the biennium for research and an unrelated donor umbilical cord blood bank, as follows:
 - a. The Health and Human Services Commission shall enter into a contract with a public cord blood bank in Texas for \$4,000,000 for the gathering and retention of umbilical cord blood from live births at its unrelated cord blood bank for the primary purpose of making the umbilical cord blood available for transplant purposes. The blood bank must be accredited by the American Association of Blood Banks and the International Organization of Standardization. Any unexpended balances of these funds remaining as of August 31, 2008, are appropriated to the Health and Human Services Commission for the fiscal year beginning September 1, 2008 for the same purposes.
 - b. The Health and Human Services Commission shall enter into a contract with a Texas academic health institution for \$1,000,000 for the primary purpose of research leading to new cures derived by the usage of stem cells from umbilical cord blood. Such funds shall be used only for research from stem cells obtained from umbilical cord blood from a live birth. Any unexpended balances of these funds remaining as of August 31, 2008, are appropriated to the Health and Human Services Commission for the fiscal year beginning September 1, 2008 for the same purposes.
- 57. **Contingency Appropriation for House Bill 109.** Contingent on passage of House Bill 109, or similar legislation relating to eligibility for and the administration of the child health plan program, by the Eightieth Legislature, Regular Session, the Health and Human Services Commission is hereby appropriated \$34,058,118 in General Revenue and \$94,727,219 in All Funds for fiscal year 2008, and \$55,464,986 in General Revenue and \$158,446,059 in All Funds for fiscal year 2009 in Goal C, CHIP Services, to implement the provisions of the legislation.
- 58. **Nutrition Assistance Program Full-time-equivalent Employee Authorization.**¹³ Notwithstanding other authorizations for full-time-equivalent employees (FTEs), the number of authorized FTEs for the Health and Human Services Commission is reduced by 99.0 FTEs for each fiscal year of the biennium.
- 59. **Report to the United States Congress on Services and Benefits Provided to Undocumented Immigrants.** The Health and Human Services Commission shall compile a report of the cost of services and benefits provided to undocumented immigrants, with the agency determining the extent to which undocumented immigrants are served by the agency,

¹³ Full-time-equivalent (FTE) reductions of 99.0 in each fiscal year of the biennium have been incorporated at the strategy level and reflected in the FTE totals following the method of finance table at the start of the bill pattern.

HEALTH AND HUMAN SERVICES COMMISSION

(Continued)

by individual program. The agency may use a statistical method developed by the agency in cases where it is not practical for the agency to directly determine whether recipients of a service or benefit are undocumented immigrants.

The Health and Human Services Commission shall also compile information on this subject from each public hospital district within the state and include this information in the report and shall not enforce Title 8 of the United States Code when compiling information on this subject.

The report must be produced using aggregated statistical data that does not contain personally identifiable information. The purpose of compiling this information is to perform analysis to assist the United States Congress and this state in making future health care and budgetary decisions. Information sought for the preparation of this report may not violate any federal or state laws, including rules, regarding privacy.

This report shall be provided to the United States Congress by December 1, 2008 and may be used as supporting materials by the State of Texas in requests for additional federal appropriations to assist with these costs.

The Health and Human Services Commission or a public hospital district may compile and report the information required by this rider only in a manner the attorney general of this state certifies as consistent with federal law.

The Health and Human Services Commission again shall submit the required report to the Lieutenant Governor, Speaker of the House of Representatives, and Members of the Legislature by December 1, 2008, and shall include the information in the agency's annual report for 2008.

- 60. Medicaid Reform Waiver.** Contingent on findings that a Medicaid reform waiver is cost effective and feasible, the Health and Human Services Commission shall seek a Medicaid waiver or waivers from the Centers for Medicare and Medicaid Services. The Medicaid reform waivers(s) should incorporate the following principles:
- a. leverage state, local, federal, and other funding efficiently to:
 - (1) provide health coverage to more Texans;
 - (2) allow the state to be a more prudent purchaser and payer of health care; and
 - (3) promote a "culture of insurance" by promoting the transition of consumers from public to private insurance through private, market-based solutions;
 - b. restructure the Medicaid finance system to ensure that financing supports public policy goals;
 - c. protect and maintain the health care safety net;
 - d. promote health care access and affordability for uninsured Texans;
 - e. promote positive incentives to support consumer health choices and outcomes;
 - f. enhance the administration and effectiveness of the program by:
 - (1) improving the consistency of reported program data , such as uncompensated care expenditures; and
 - (2) enhancing the Medicaid program's care management models;
 - g. support increased personal planning and investment for long term care needs; and
 - h. include broad-based stakeholder input.

HEALTH AND HUMAN SERVICES COMMISSION

(Continued)

Further it is the intent of the Legislature that the Medicaid reform waiver(s) recognizes the unique needs of the state's rural providers, trauma centers, and primary care residency programs.

61. **Unexpended Balance Authority for HIPAA Funding.** Any unexpended balances remaining from appropriations for the Health Insurance Portability and Accountability Act made in Goal B, Medicaid, for fiscal year 2008 may be carried over to fiscal year 2009.
62. **Appropriation Contingent upon Certification of Revenue above the Biennial Revenue Estimate.** Included in amounts appropriated above in Strategy G.1.1, Office of Inspector General, is \$3,278,812 in General Revenue Funds in fiscal year 2008 and \$3,278,812 in General Revenue Funds in fiscal year 2009 and 85.0 full-time equivalents each year of the biennium for support of the Office of Inspector General. This appropriation is contingent upon the Comptroller's certification of available General Revenue of \$6,557,624 for the biennium above the Comptroller's January 2007 Biennial Revenue Estimate.
63. **Nurse-Family Partnerships.** Out of funds appropriated above, the Health and Human Services Commission shall utilize \$2.7 million in General Revenue Funds and \$5.2 million in Temporary Assistance for Needy Families (TANF) Federal Funds to provide Nurse-Family Partnership program services to an estimated 2,000 families during the 2008-09 biennium.
64. **Specialized Seating and Wheeled Mobility Providers.** No later than January 15, 2009 the Health and Human Services Commission (HHSC) will complete and submit a report to the Governor, Lieutenant Governor, and Speaker's Office concerning Specialized Seating and Wheeled Mobility Providers. The report will provide a recommendation associated with the licensure and/or certification of Specialized Seating and Wheeled Mobility Providers as a condition of reimbursement under the state's Medical Assistance Program. In developing the report HHSC must consider input from stakeholders representing the provider and consumer communities. If the conclusion reached in the report is that there is a need for licensure and/or certification of Specialized Seating and Wheeled Mobility Providers then the report must provide a recommendation regarding the nature of the licensure/certification and the potential impact on access to care.
65. **Impact on Disproportionate Share Hospital Funding due to Federally Declared Natural Disasters.** It is the intent of the Legislature that the Health and Human Services Commission considers the negative impact on Disproportionate Share Hospital funding to hospitals located in counties whose population has changed as a result of a federally declared natural disaster. The commission may make adjustments to population driven allocation factors, or provide for hold-harmless provisions, to compensate for the change in population from a federally declared natural disaster when determining funding allocations.
66. **Graduate Medical Education.** The Health and Human Services Commission is authorized to spend Appropriated Receipts - Match for Medicaid and matching Medicaid Federal Funds out of Strategy B.2.1, Cost Reimbursed Services, for Graduate Medical Education payments to state-owned teaching hospitals, contingent upon receipt of allowable funds from state-owned teaching hospitals to be used as the non-federal share for Medicaid Graduate Medical Education. Appropriated Receipts - Match for Medicaid shall be the only source of funds used for the non-federal share for Medicaid Graduate Medical Education, and the Health and Human Services Commission shall develop a payment methodology for Medicaid Graduate Medical Education payments to state-owned teaching hospitals.
67. **Enterprise Data Warehouse.** Out of funds appropriated above in Strategy H.1.1, Improve HHS Telecommunications and IT, the Health and Human Services Commission (HHSC) shall expend at least \$10,000,000 in General Revenue and any associated matching Federal Funds to develop an enterprise data warehouse for data related to Medicaid services, human services, and public health services. It is the intent of the Legislature that the data warehouse be operational by February 1, 2009. In order to ensure maximum accountability, HHSC shall contract with a single vendor for the data warehouse.
68. **Office of Eligibility Services.** Notwithstanding other provisions or limitations in this Act, the Executive Commissioner is hereby authorized to hire any necessary staff for the Office of Eligibility Services and any supporting functions up to 10 percent over the agency's FTE limitation for the 2008-09 biennium. The Health and Human Services Commission is authorized to transfer from General Revenue appropriations in Goal B, Medicaid, any

HEALTH AND HUMAN SERVICES COMMISSION
(Continued)

additional funding necessary for these purposes. Increases above any FTE or capital limitation are hereby authorized, as well as exemption from a limitation on transfers. The Commission shall notify the Governor, the Legislative Budget Board, and the Comptroller 10 days prior to any proposed funding transfer.

- 69. Physician-administered Biologics and Drugs.** To the extent compatible with state and federal law, drugs and biological products are deemed covered benefits of Medicaid if those products are approved for sale by the U.S. Food and Drug Administration and satisfy the criteria of the Omnibus Budget Reconciliation Act of 1990. The manufacturers of drugs and biological products which are deemed covered benefits under Medicaid shall obtain a unique HCPCS code of C, Q or J or a nationally recognized National Drug Code number that will enable the state Medicaid office to track the product for the purpose of receiving Medicaid rebates.

HHSC may apply any reasonable administrative measures, including medical policy development and utilization controls that it deems prudent as the conditions of coverage that apply to each physician-administered drug or biological product. The state Medicaid agency and Health and Human Services Commission are not required to submit an estimated annual client services fiscal impact statement, nor seek review by other state agencies.

- 70. Payment Error Rate Methodology and Technology Requirements.** The Health and Human Services Commission shall conduct a study to determine the Payment Error Rate Methodology (PERM), based on federal guidelines, and to determine if the state is at financial risk for not meeting PERM standards for Medicaid payments and eligibility. The commission shall develop and implement strategies to reduce PERM. In addition, the commission shall conduct a cost benefit analysis of the Medicaid Management Information System (MMIS) to determine the best solution that will comply with the Medicaid Information Technology Architecture (MITA) and other CMS technology initiatives and requirements. The commission is authorized to use technology to reduce error rates associated with PERM and may procure a new MMIS to comply with federal technology initiatives. The Health and Human Services Commission shall determine the feasibility and cost effectiveness of utilizing proven technology for these purposes, and shall implement any such procedures if they are feasible and cost-effective no later than January 1, 2008. In the event the Health and Human Services Commission determines to contract with an outside vendor for these services, it shall issue a Request for Proposal which solicits the broadest range of ideas and technological advances which can be utilized to ensure eligibility. Medicaid Reform and claims adjudication shall be determined and implemented in the most accurate and efficient manner to ensure that scarce government resources are provided to eligible participants.
- 71. Criminal History Background Checks.** Out of funds appropriated above in Strategy G.1.1, Office of Inspector General, the Health and Human Services Commission's Office of Inspector General shall implement expanded criminal history background checks, estimated to cost approximately \$940,100 in General Revenue and \$1,880,200 in All Funds during the 2008-09 biennium.

RETIREMENT AND GROUP INSURANCE

	For the Years Ending	
	August 31, 2008	August 31, 2009
Method of Financing:		
General Revenue Fund, estimated	\$ 278,956,179	\$ 290,947,312
General Revenue Dedicated Accounts, estimated	4,796,486	4,915,259
Federal Funds, estimated	<u>189,315,991</u>	<u>199,438,286</u>
Total, Method of Financing	<u>\$ 473,068,656</u>	<u>\$ 495,300,857</u>

RETIREMENT AND GROUP INSURANCE
(Continued)

Items of Appropriation:

A. Goal: EMPLOYEES RETIREMENT SYSTEM			
A.1.1. Strategy: RETIREMENT CONTRIBUTIONS ^{1, 2}	\$	109,124,142	\$ 113,007,084
Retirement Contributions. Estimated.			
A.1.2. Strategy: GROUP INSURANCE ³	\$	363,944,514	\$ 382,293,773
Group Insurance. Estimated.			
Total, Goal A: EMPLOYEES RETIREMENT SYSTEM	\$	473,068,656	\$ 495,300,857
Grand Total, RETIREMENT AND GROUP INSURANCE	\$	473,068,656	\$ 495,300,857

¹ Incorporates Article IX, § 18.02 (d)(2), of this Act, relating to data center consolidation, which reduces retirement benefits proportionally with the number of full-time equivalents reduced from agency bill patterns, resulting in an All Funds reduction of \$544,432 in FY 2008 and \$544,432 in FY 2009.

² SB 1847, 80th Legislature, Regular Session, relating to collection of member contributions, did not pass, resulting in an All Funds reduction of \$3,890,235 in FY 2008 and \$3,952,815 in FY 2009.

³ Incorporates Article IX, § 18.02 (d)(3), of this Act, relating to data center consolidation, which reduces Group Insurance benefits proportionally with the number of full-time equivalents reduced from agency bill patterns, resulting in an All Funds reduction of \$1,197,751 in FY 2008 and \$1,197,751 in FY 2009.

SOCIAL SECURITY AND BENEFIT REPLACEMENT PAY

	For the Years Ending	
	August 31,	August 31,
	2008	2009
Method of Financing:		
General Revenue Fund, estimated	\$ 89,998,118	\$ 91,672,893
General Revenue Dedicated Accounts, estimated	3,133,161	3,158,870
Federal Funds, estimated	65,422,903	66,529,537
Total, Method of Financing	\$ 158,554,182	\$ 161,361,300
Items of Appropriation:		
A. Goal: SOCIAL SECURITY/BENEFIT REPLACEMENT		
Comptroller - Social Security.		
A.1.1. Strategy: STATE MATCH -- EMPLOYER ¹	\$ 142,092,573	\$ 145,722,772
State Match — Employer. Estimated.		
A.1.2. Strategy: BENEFIT REPLACEMENT PAY	\$ 16,461,609	\$ 15,638,528
Benefit Replacement Pay. Estimated.		
Total, Goal A: SOCIAL SECURITY/BENEFIT REPLACEMENT	\$ 158,554,182	\$ 161,361,300
Grand Total, SOCIAL SECURITY AND BENEFIT REPLACEMENT PAY	\$ 158,554,182	\$ 161,361,300

¹ Incorporates Article IX, § 18.02 (d)(1), of this Act, relating to data center consolidation, which reduces Social Security benefits proportionally with the number of full-time equivalents reduced from agency bill patterns, resulting in an All Funds reduction of \$645,722 in FY 2008 and \$645,722 in FY 2009.

BOND DEBT SERVICE PAYMENTS

	For the Years Ending	
	August 31,	August 31,
	2008	2009
Method of Financing:		
General Revenue Fund	\$ 28,060,175	\$ 33,315,320
Federal Funds	2,362,984	2,361,154

BOND DEBT SERVICE PAYMENTS
(Continued)

<u>Other Funds</u>		
MH Collections for Patient Support and Maintenance	112,122	112,122
MH Appropriated Receipts	15,828	15,828
MR Collections for Patient Support and Maintenance	120,063	120,063
MR Appropriated Receipts	16,949	16,949
Subtotal, Other Funds	\$ 264,962	\$ 264,962
Total, Method of Financing	\$ 30,688,121	\$ 35,941,436
Items of Appropriation:		
A. Goal: FINANCE CAPITAL PROJECTS		
A.1.1. Strategy: BOND DEBT SERVICE ¹	\$ 30,688,121	\$ 35,941,436 & UB
To Texas Public Finance Authority for Payment of Bond Debt Service.		
Grand Total, BOND DEBT SERVICE PAYMENTS	\$ 30,688,121	\$ 35,941,436

¹ Incorporates Article IX, § 19.71, of this Act, for debt service payments relating to contingent appropriation of general obligation bond proceeds, subject to the approval of a proposition by Texas voters as authorized by SJR 65, 80th Legislature, Regular Session.

LEASE PAYMENTS

	For the Years Ending	
	August 31,	August 31,
	<u>2008</u>	<u>2009</u>
Method of Financing:		
General Revenue Fund	\$ 6,781,820	\$ 6,538,364
Total, Method of Financing	\$ 6,781,820	\$ 6,538,364
Items of Appropriation:		
A. Goal: FINANCE CAPITAL PROJECTS		
A.1.1. Strategy: LEASE PAYMENTS ¹	\$ 6,781,820	\$ 6,538,364 & UB
To TFC for Payment to TPFA.		
Grand Total, LEASE PAYMENTS	\$ 6,781,820	\$ 6,538,364

¹ HB 3560, 80th Legislature, Regular Session, abolished the Texas Building and Procurement Commission (TBPC) and created the Texas Facilities Commission (TFC), effective September 1, 2007.

**SPECIAL PROVISIONS RELATING TO
ALL HEALTH AND HUMAN SERVICES AGENCIES**

Sec. 2. Night Shift and Weekend Differential.

- a. Clinical and Support Personnel. The Department of State Health Services and the Department of Aging and Disability Services are authorized to pay an additional night shift salary differential not to exceed 15 percent of the monthly pay rate to personnel who work the 3:00 p.m. to 11:00 p.m. or the 11:00 p.m. to 7:00 a.m. shift or its equivalent. A weekend shift salary differential not to exceed 5 percent of the monthly pay rate may be paid to persons who work weekend shifts. The evening or night shift salary differential may be paid in addition to the weekend shift salary differential for persons working weekend, evening, or night shifts.
- b. Data Processing Personnel. The Department of State Health Services, the Department of Aging and Disability Services, the Department of Family and Protective Services, the

**SPECIAL PROVISIONS RELATING TO
ALL HEALTH AND HUMAN SERVICES AGENCIES**
(Continued)

Health and Human Services Commission, and the Health and Human Services Consolidated Print Shop may pay an evening or night shift salary differential not to exceed 15 percent of the monthly pay rate to personnel in data processing or printing operations who work the 3:00 p.m. to 11:00 p.m. shift or 11:00 p.m. to 7:00 a.m. shift, or their equivalents. A weekend shift salary differential not to exceed 5 percent of the monthly pay rate may be paid to persons who work weekend shifts. The evening or night shift salary differential may be paid in addition to the weekend shift salary differential for persons working weekend, evening, or night shifts.

- c. **Statewide Intake Personnel.** The Department of Family and Protective Services is authorized to pay an evening or night shift salary differential not to exceed 15 percent of the monthly pay rate to Statewide Intake personnel who work the 3:00 p.m. to 11:00 p.m. shift or 11:00 p.m. to 7:00 a.m. shift, or their equivalents. A weekend shift salary differential not to exceed 5 percent of the monthly pay rate may be paid to persons who work weekend shifts. The evening or night shift salary differential may be paid in addition to the weekend shift salary differential for persons working weekend, evening, or night shifts.

Sec. 3. Services to Employees. Out of the appropriations authorized, the Department of State Health Services and Department of Aging and Disability Services may expend funds for the provision of first aid or other minor medical attention for employees injured in the course and scope of their employment and for the repair and/or replacement of employees' items of personal property which are damaged or destroyed in the course and scope of their employment so long as such items are medically prescribed equipment. Expenditures for such equipment may not exceed \$500 per employee per incident.

Sec. 4. Charges to Employees and Guests. Collections for services rendered employees and guests shall be made by a deduction from the recipient's salary or by cash payment in advance. Such deductions and other receipts for these services from employees and guests are hereby appropriated to the facility. Refunds of excess collections shall be made from the appropriation to which the collection was deposited.

As compensation for services rendered and notwithstanding any other provision in this Act, any facility under the jurisdiction of the Department of State Health Services or the Department of Aging and Disability Services may provide free meals for food service personnel and volunteer workers, and may furnish housing facilities, meals, and laundry service in exchange for services rendered by interns, chaplains in training, and student nurses.

Sec. 5. New or Additional Facilities. No funds appropriated may be spent for constructing new or additional facilities or for the purchase of sites without specific authorization of the Legislature. All facilities shall be kept where they are located by the Legislature, and all new buildings to be constructed shall be on these sites unless otherwise specifically authorized by the Legislature. For the purpose of this subsection, specific authorization may be granted either by basic statute or special authorization in this Act.

Sec. 6. Revolving Petty Cash Funds. Each facility under the jurisdiction of the Department of State Health Services or the Department of Aging and Disability Services may establish a petty cash fund to be maintained in cash or at a local bank. The petty cash fund, not to exceed \$25,000, shall be used only for making emergency payments and small purchases which will increase the efficiency of the operation; for payments to client workers on a regular payday basis; for use as change funds in specific locations where financial activities of the agency require a change fund; and for supplies and equipment purchases for sheltered workshops.

Sec. 7. Disposition of State Funds Available Resulting from Federal Match Ratio Change.¹

- a. **Match Ratios and Limitation on Expenditure of Funds.** In the event the Federal Medical Assistance Percentage (FMAP) should be greater than 60.56 percent for federal fiscal year 2008 and 60.42 percent for federal fiscal year 2009, or the Enhanced Federal Medical Assistance Percentage (EFMAP) should be greater than 72.39 percent for federal fiscal year 2008 and 72.29 percent for federal fiscal year 2009, the Health and Human Services Commission and the health and human services agencies listed in Chapter 531,

¹ Funding adjustments have been incorporated into agency bill patterns.

**SPECIAL PROVISIONS RELATING TO
ALL HEALTH AND HUMAN SERVICES AGENCIES**
(Continued)

Government Code, shall be authorized to expend the state funds thereby made available due to the greater FMAP or EFMAP only to the extent authorized in writing by the Legislative Budget Board and Governor. A copy of such authorization shall be provided to the Comptroller of Public Accounts to assist in monitoring compliance with this provision. Notwithstanding the above provisions, the restriction on use of General Revenue Funds made available by an EFMAP does not apply to the Money Follows the Person Rebalancing Demonstration.

b. Method of Financing Adjustments

- (1) General Revenue appropriations totaling \$79,002,879 made elsewhere in this Act are hereby reduced for fiscal year 2009 for the following agencies by the following amounts:
 - (i) Health and Human Services Commission: \$58,028,046
 - (ii) Department of Aging and Disability Services: \$20,974,833
- (2) Federal Fund appropriations totaling \$79,002,879² made elsewhere in this Act are hereby increased for fiscal year 2009 for the following agencies by the following amounts:
 - (i) Health and Human Services Commission: \$58,028,046
 - (ii) Department of Aging and Disability Services: \$20,974,833
- (3) The Health and Human Services Commission, in cooperation with Department of Aging and Disability Services, shall identify the strategies to be adjusted by amount and shall report these decisions to the Legislative Budget Board, Governor, and Comptroller of Public Accounts by March 1, 2008. These adjustments shall be included in each agency's Legislative Appropriations Request for 2010-11, respectively.

Sec. 8. Costs Related to Co-location of Services and to Inter-agency Sharing of Support Functions and Services. To provide an efficient and effective method of paying common support costs related to co-location of human services as required pursuant to the provision of §§ 531.024 and 531.0271 of the Government Code, and/or costs of performing support functions for multiple agencies, funds may be transferred between agencies for payment of such costs and agencies are authorized to deposit those funds into separate accounts for the purpose of paying shared costs including, but not limited to, postage, occupancy costs, equipment repair, telephones and telephone system costs, office printing costs, supplies, freight and transport costs, electronic data processing systems, or other business functions. Each agency shall be responsible for quarterly allocations of these costs to the original strategies.

Sec. 9. Contracts for Purchase of Client Services. No funds appropriated to an agency covered by this article may be utilized for contracts for the purchase of program-related client services unless:

- a. such contracts include clearly defined goals, outputs, and measurable outcomes which directly relate to program objectives;
- b. such contracts include clearly defined sanctions or penalties for noncompliance with contract terms and conditions;
- c. such contracts specify the accounting, reporting, and auditing requirements applicable to funds received under the contract;
- d. the agency has implemented a formal program using a risk assessment methodology to monitor compliance with financial and performance requirements under the contract, including a determination of whether performance objectives have been achieved; and

² Modified to correct error.

**SPECIAL PROVISIONS RELATING TO
ALL HEALTH AND HUMAN SERVICES AGENCIES**
(Continued)

- e. the agency has implemented a formal program to obtain and evaluate program costs information to ensure that all costs, including administrative costs, are reasonable and necessary to achieve program objectives.

Sec. 10. Attorney General Representation. The Attorney General and the respective head of the Health and Human Services Commission or a health and human services agency listed in Chapter 531, Government Code, are hereby authorized to jointly select one or more Assistant Attorneys General to be assigned to the respective agency.

Sec. 11. Medicaid Managed Care Contracts. Regarding the use of funds appropriated elsewhere in this Act for payment of managed care contracts, the Health and Human Services Commission and the health and human services agencies listed in Chapter 531, Government Code, shall include and award value added points in the scoring of applications submitted for Medicaid managed care contracts. At a minimum, the following considerations are to be considered as items for value added points:

- a. Continuity of care for the Medicaid client;
- b. Graduate Medical Education as part of the delivery system;
- c. Amount of charity care provided by the party applying for a contract award; and
- d. Inclusion of prompt pay provisions for provider payments.

Sec. 12. Limitations on Transfer Authority.

- a. Notwithstanding the general transfer provisions of this Act, but in concert with agency specific limitations on transfer authority in this Article, the Executive Commissioner of the Health and Human Services Commission is authorized to make the following transfers subject to the prior approval of the Legislative Budget Board and the Governor:
 - (1) A transfer of funds appropriated for non-capital budget items between agencies, and between the strategies of an agency, for the purpose of achieving the efficient and effective operation of the Medicaid program and for the purposes outlined in §531.0271, Government Code;
 - (2) A transfer of funds appropriated for capital budget items between agencies for existing capital budget purposes;
 - (3) A transfer of funds appropriated for capital budget items from a capital budget item to a non-capital item at the agency or from one agency to another agency;
 - (4) To the extent that operational efficiencies can be achieved through automation projects, any available funds may be transferred from non-capital items to an Acquisition of Information Resource Technologies capital budget item to fund the project; and
 - (5) A transfer of full-time-equivalent positions between agencies, provided there is no net increase in the total number of full-time equivalent positions authorized for those agencies in this Act.
- b. No one transfer action between agencies may exceed 10 percent of the total yearly appropriation amount of the agency from which funds are being transferred.
- c. The Executive Commissioner of the Health and Human Services Commission shall notify the Legislative Budget Board and the Governor of a proposed transfer no later than 10 business days prior to the transfer action. Notification for purposes of this section is defined as receipt by the Legislative Budget Board and the Governor of a signed letter with the following information:
 - (1) The source of funds to be transferred and any change in federal funds related to the proposed transfer,
 - (2) The agency and the strategy from which the transfer is to be made and the agency and the strategy to which the transfer is to be made,

**SPECIAL PROVISIONS RELATING TO
ALL HEALTH AND HUMAN SERVICES AGENCIES**
(Continued)

- (3) The need that was to be served through the original appropriation and the basis for the decrease in need,
 - (4) The need that is to be served in the strategy receiving the funds and the basis for selecting the strategy,
 - (5) Any potential impact on client populations and the affected agencies' ability to operate existing programs, and
 - (6) The purpose established in Chapter 531, Government Code, to be achieved by the transfer.
- d. A proposed transfer shall be considered to be approved if neither the Legislative Budget Board nor the Governor issues a written disapproval of the proposal not later than:
- (1) The 10th business day after the date the staff of the Legislative Budget Board concludes its review of the proposed transfer and forwards its review to the Chair of the House Appropriations Committee, Chair of the Senate Finance Committee, Speaker of the House, and Lieutenant Governor; and
 - (2) The 10th business day after the receipt of the proposed transfer by the Governor.
- e. The Executive Commissioner of the Health and Human Services Commission shall report to the Legislative Budget Board, the Governor, and the Comptroller of Public Accounts, each approved transfer made pursuant to this provision within 14 days of the transfer action. The report shall include information regarding affected strategies; method of finance; performance measure changes; and full-time-equivalent positions.
- f. For the purposes of this Section, in addition to the Health and Human Services Commission, 'agency' means a health and human services agency listed in Chapter 531, Government Code, and 'agencies' means the health and human services agencies listed in Chapter 531, Government Code.

Sec. 13. Payment for Compensatory Time. It is expressly provided that the Department of State Health Services and the Department of Aging and Disability Services, to the extent permitted by law, may pay FLSA exempt and FLSA non-exempt employees of state mental health and mental retardation facilities on a straight-time basis for work on a holiday or for regular compensatory time hours when the taking of regular compensatory time off would be disruptive to normal business functions. In addition, any health and human service agency, with the explicit approval of the Health and Human Services Executive Commissioner, to the extent permitted by law, may pay FLSA exempt and FLSA non-exempt employees required to provide support during a federally declared disaster on a straight-time basis for work on a holiday or for regular compensatory time hours when the taking of regular compensatory time off would be disruptive to normal business functions.

Sec. 14. Access to Health Care Services. It is the intent of the Legislature that all agencies administering or responsible for any part of the medical assistance program under Chapter 32, Human Resources Code or listed in Chapter 531, Government Code, work together to maximize the number of providers, including providers of pediatric care, primary care, nursing home care, and home health services to promote access to quality health care services for all enrollees.

Sec. 15. Medicaid Informational Rider.³ This rider is informational only and does not make any appropriations. The Health and Human Services Commission is the single state agency for Title XIX, the Medical Assistance Program (Medicaid) in Texas. Other agencies receive appropriations for and responsibility for the operations of various Medicaid programs. Appropriations made elsewhere in this Act and certain appropriations made in House Bill 15, Eightieth Legislature, related to the Medicaid program, include the following:

³ Incorporates appropriating legislation, including HB 15, 80th Legislature, Regular Session.

**SPECIAL PROVISIONS RELATING TO
ALL HEALTH AND HUMAN SERVICES AGENCIES**
(Continued)

<u>Agency Name</u>	<u>2008</u>	<u>2009</u>
Department of Aging and Disability Services	\$5,296,513,552	\$5,532,553,203
Department of Assistive and Rehabilitative Services	67,231,980	70,012,338
Department of Family and Protective Services	55,073,584	56,261,243
Health and Human Services Commission	15,555,399,151	12,479,751,214
Department of State Health Services	199,190,737	197,134,248
Department of Transportation	41,958,639	0
Total, Medical Assistance Program	\$21,215,367,643	\$18,335,712,246

Method of Financing:

General Revenue for Medicaid	\$8,117,332,304	\$6,802,433,712
Tobacco Settlement Receipts for Medicaid	<u>241,187,708</u>	<u>241,961,208</u>
Subtotal, General Revenue Funds	8,358,520,012	7,044,394,920
General Revenue - Dedicated	54,921,479	53,284,905
Federal Funds	12,650,874,992	11,075,091,254
Interagency Contracts	15,276,579	15,230,893
Medicaid Subrogation Receipts	24,205,100	24,205,100
Appropriated Receipts--Match for Medicaid	44,838,708	44,838,708
Fund No. 6--Match for Medicaid	51,958,639	63,902,291
MR Collections for Patient Support and Maintenance	<u>14,772,134</u>	<u>14,764,175</u>
Subtotal, Other Funds	151,051,160	162,941,167
Total, All Funds	\$21,215,367,643	\$18,335,712,246

Sec. 16. Caseload and Expenditure Reporting Requirements.

- a. **Quarterly Forecasts.** The Health and Human Services Commission, in cooperation with operating agencies, shall submit to the Legislative Budget Board and the Governor, at the end of each fiscal quarter, reports projecting anticipated caseload and prescription drug data and related expenditure amounts for the 36 month period beginning with the first month after the reports are due, for the following programs:

- (1) Medicaid (acute and long-term care);
- (2) Medicare;
- (3) Children's Health Insurance Program (CHIP) and related programs;
- (4) Temporary Assistance for Needy Families;
- (5) Children with Special Health Care Needs;
- (6) Foster care and adoption subsidies;
- (7) Early Childhood Intervention Services; and
- (8) Other programs upon request of the Legislative Budget Board or the Governor.

The reports shall be prepared in a format specified by the Legislative Budget Board.

**SPECIAL PROVISIONS RELATING TO
ALL HEALTH AND HUMAN SERVICES AGENCIES**
(Continued)

- b. **Monthly Data.** The Health and Human Services Commission, in cooperation with operating agencies, shall submit to the Legislative Budget Board and the Governor, at the end of each month, caseload and prescription drug data and related expenditure amounts for the programs identified in subsection (a) for at least the preceding 36 months. The data shall be submitted in a format specified by the Legislative Budget Board.
- c. Each report submitted to the Legislative Budget Board and the Governor pursuant to this provision must be accompanied by supporting documentation detailing the sources and methodologies utilized to develop any caseload or cost projections contained the report and any other supporting material specified by the Legislative Budget Board and the Governor.
- d. Each report submitted pursuant to this provision must contain a certification by the person submitting the report that the information provided is true and correct based upon information and belief together with supporting documentation.
- e. The Comptroller of Public Accounts shall not allow the expenditure of funds appropriated by this Act to the Health and Human Services Commission if the Legislative Budget Board and the Governor certify to the Comptroller of Public Accounts that the Health and Human Services Commission is not in compliance with this provision.

In the event that the forecasting function is transferred to another health and human services agency listed in Chapter 531, Government Code, the requirement for the Health and Human Services Commission to provide quarterly forecasts under subsection (a), monthly data under subsection (b), or supporting documentation under subsection (c) shall apply to the other health and human services agency.

Sec. 17. Rate Analysis and Reporting Requirements.

- a. No later than September 1 each fiscal year, the Executive Commissioner of the Health and Human Services Commission shall submit the following information in writing to the Legislative Budget Board, the Governor, and the State Auditor:
 - (1) A list of Medicaid, CHIP, foster care, and adoption subsidy rates in effect on September 1 of the fiscal year and rates in effect for the prior fiscal year. The list shall be prepared in a format specified by the Legislative Budget Board.
 - (2) A schedule and description of the rate-setting process that will be followed for the Medicaid, CHIP, foster care, and adoption subsidy programs during the fiscal year. The schedule and description shall be prepared in a format specified by the Office of the State Auditor.
- b. The Executive Commissioner of the Health and Human Services Commission shall notify the Legislative Budget Board, the Governor, and the State Auditor in writing at least 45 days prior to any action to increase rates for the Medicaid, CHIP, foster care, and adoption subsidy programs that would have an annual fiscal impact greater than \$1 million in general revenue-related funds or TANF Federal Funds based on the most current caseload forecast. The notification shall be provided in a format specified by the Legislative Budget Board.
- c. The Legislative Budget Board, the Governor, or the State Auditor may request the Executive Commissioner of the Health and Human Services Commission to provide 45-day prior notification of intent to increase any other rate regardless of the fiscal impact.
- d. Notifications submitted pursuant to subsection (b) and subsection (c) must contain a certification by the Executive Commissioner and the Deputy Executive Commissioner Financial Services of the Health and Human Services Commission that the information provided is true and correct based upon information and belief together with supporting documentation. Additionally, the Executive Commissioner and the Deputy Executive Commissioner Financial Services of the Health and Human Services Commission must either indicate that the proposed action is within biennial appropriated/available funding

**SPECIAL PROVISIONS RELATING TO
ALL HEALTH AND HUMAN SERVICES AGENCIES**
(Continued)

or estimate the amounts (including General Revenue, Temporary Assistance for Needy Families, and All Funds) by which the proposed action will exceed biennial appropriated/available funding.

- e. The Office of the State Auditor may review the fiscal impact information provided under subsection (b) and subsection (c) along with supporting documentation, supporting records, and justification for the rate increase provided by the Health and Human Services Commission and report back to the Legislative Budget Board and the Governor before the rate is implemented by the Health and Human Services Commission or operating agency.
- f. The Comptroller of Public Accounts shall not allow the expenditure of funds for a rate increase if the Legislative Budget Board and the Governor certify to the Comptroller of Public Accounts that the Health and Human Services Commission is not in compliance with this provision.
- g. In the event that authority to set rates is transferred to another health and human services agency listed in Chapter 531, Government Code, the requirement for the Executive Commissioner of the Health and Human Services Commission to provide a list of rates, schedule, and description of the rate-setting process under subsection (a), a notification under subsection (b), a certification under subsection (c), or supporting documentation and justification under subsection (d) shall apply to the other health and human services agency.

Sec. 18. Audit of Medicaid Funds. All transactions involving the payment, transfer, or investment of any funds of the Title XIX Medicaid program for the state by any non-governmental entity shall be subject to audit by the State Auditor's Office.

Sec. 19. Mental Health (MH) and Mental Retardation (MR) Collections for Patient Support and Maintenance.

- a. **Definitions.** For the purposes of this section and appropriation authority for the Department of State Health Services and the Department of Aging and Disability Services: (1) MH Collections for Patient Support and Maintenance are defined as reimbursements received for health and other services provided to individuals in state hospitals from third party payers including insurance companies, clients, relatives, trusts and estates, and government retirement benefit programs including the U.S. Civil Service, Federal Railroad, State, Social Security, Teacher and Veteran's Administration and (2) MR Collections for Patient Support and Maintenance are defined as reimbursements received for health and other services provided to individuals in state operated intermediate care facilities for the mentally retarded (ICF-MR) and state schools from third party payers including insurance companies, clients, relatives, trusts and estates, and government retirement benefit programs including the U.S. Civil Service, Federal Railroad, State, Social Security, Teacher and Veteran's Administration.
- b. **Classification for depositing revenues and reporting of expenditures.** For the purpose of revenue classification for depositing and expending certain collections related to the support and maintenance of patients in state mental health and mental retardation facilities, the following Revenue Object Codes as defined by the Comptroller of Public Accounts shall be used for recording collections, reporting expenditures, and requesting legislative appropriations by the Department of State Health Services and the Department of Aging and Disability Services:
 - (1) Revenue Object Codes 3595, 3606, 3614, and 3618 as defined by the Comptroller of Public Accounts shall be used to record collections and deposits from the above defined sources into the General Revenue Fund:
 - (i) 3595: Medical Assistance Cost Recovery
 - (ii) 3606: Support and Maintenance of Patients
 - (iii) 3614: Counseling, Care and Treatment of Outpatients
 - (iv) 3618: Welfare/MHMR Service Fees (Child Support)

**SPECIAL PROVISIONS RELATING TO
ALL HEALTH AND HUMAN SERVICES AGENCIES**
(Continued)

- (2) Automated Budget and Evaluation System of Texas (ABEST) Method of Financing Code 8031- MH Collections for Patient Support and Maintenance, and ABEST Method of Financing Code 8095 - MR Collections for Patient Support and Maintenance, shall be used to report expenditures and request legislative appropriations from collections/deposits related to the support and maintenance of patients in state mental health and mental retardation facilities made to Revenue Object Codes 3595, 3606, 3614, and 3618.
- c. **Appropriation authority and accounting for expenditures of MH and MR Collections for Patient Support and Maintenance.** The Department of State Health Services and the Department of Aging and Disability Services are authorized to receive and expend MH and MR Collections for Patient Support and Maintenance as a first source, and general revenue shall be used as a second source, to support mental health state hospitals and state operated intermediate care facilities for the mentally retarded (ICF-MR). In the event that these revenues should be greater than the amounts identified in the method of financing above as MH and MR Collections for Patient Support and Maintenance, the departments are hereby appropriated and authorized to expend these state funds hereby made available. The expenditure of MH and MR Collections for Patient Support and Maintenance is subject to the following requirements:
- (1) Amounts available shall be expended prior to utilization of any general revenue available for the same purpose;
- (2) In the event general revenue has been expended prior to the receipt of MH and MR Collections for Patient Support and Maintenance, the departments shall reimburse general revenue upon receipt of the revenue. This process shall be completed on a monthly basis in order to maintain a minimum balance on hand in excess MH and MR Collections for Patient Support and Maintenance; and
- (3) The departments shall report monthly to the Legislative Budget Board, Comptroller of Public Accounts, and Governor on MH and MR Collections for Patient Support and Maintenance, expenditures and anticipated revenues and balances.
- d. **Responsibility for proportionate share of indirect costs and benefits.** The Department of State Health Services and the Department of Aging and Disability Services shall ensure that MH and MR Collections for Patient Support and Maintenance fund their proportionate share of benefits and statewide allocated indirect costs as required and directed in Article IX of this act.
- e. **Exclusive appropriation authority.** The preceding subsections of this rider shall be the exclusive appropriation authority for receipts from the above identified sources and none of these receipts shall be appropriated by a provision of Article IX of this Act.

Sec. 20. General Revenue Funds for Medicaid Mental Health and Mental Retardation Services.

For the purposes of this section and appropriation authority for the Medicaid mental health and mental retardation program responsibilities of the Department of State Health Services and the Department of Aging and Disability Services, the following subsections provide governance relating to appropriate use, classification and expenditure of funds.

- a. **General Revenue Match for Medicaid.** ABEST Method of Financing Code 758 - GR Match for Medicaid shall be used to report general revenue expenditures and request general revenue appropriations for the state's share of Medicaid payments for the following Medicaid mental health and mental retardation services:
- (1) Community-based Intermediate Care Facilities for the Mentally Retarded (ICF-MR) that are privately operated through contractual arrangements between private providers and the Department of Aging and Disability Services;
- (2) Community-based Intermediate Care Facilities for the Mentally Retarded (ICF-MR), also known as Bond Homes, that are operated by the Department of Aging and Disability Services;

**SPECIAL PROVISIONS RELATING TO
ALL HEALTH AND HUMAN SERVICES AGENCIES**
(Continued)

- (3) Home and Community-based Services (HCS) authorized by a 1915(c) federal waiver and provided through contractual arrangements between private providers and the Department of Aging and Disability Services;
 - (4) Home and Community-based Services - Omnibus Budget Reconciliation Act of 1981 (HCS-O) authorized by a 1915(c) federal waiver and provided through contractual arrangements between private providers and the Department of Aging and Disability Services;
 - (5) Texas Home Living services authorized by a 1915(c) federal waiver and provided through contractual arrangements between private providers and the Department of Aging and Disability Services;
 - (6) Mental Retardation Local Authority (MRLA) waiver services;
 - (7) Mental health services provided through contracts with Behavioral Health Organizations as a component of the NorthSTAR Project; and
 - (8) Salaries and operating costs related to direct program administration and indirect administration of the departments.
- b. **General Revenue Certified as Match for Medicaid.** The Department of State Health Services and the Department of Aging and Disability Services shall use ABEST Method of Financing code 8032 - General Revenue Certified Match for Medicaid to identify general revenue funds requested and reported as expended for the purpose of drawing federal funds and to document that State funds have been spent for Medicaid mental health and mental retardation services and administrative expenditures for the following services:
- (1) Intermediate care facilities for the mentally retarded that are operated by the State and known as "state schools";
 - (2) Services delivered in mental health state hospitals operated by the Department of State Health Services including inpatient services for clients under the age of 21 and services that qualify under the federally approved Institutions for Mental Diseases (IMD) option for clients over the age of 65;
 - (3) Rehabilitation Services as approved in the State Medicaid Plan which are provided by Mental Health Authorities and Mental Retardation Authorities;
 - (4) Service Coordination Services as approved in the State Medicaid Plan provided by Mental Health Authorities and Mental Retardation Authorities; and
 - (5) Medicaid Administrative Claims as approved in the State Medicaid Plan which are based on certain activities of Mental Health Authorities and Mental Retardation Authorities.
- c. **Reporting requirements related to General Revenue Matching Funds for Medicaid Mental Health and Mental Retardation Services.** The Department of State Health Services and the Department of Aging and Disability Services shall report monthly to the Legislative Budget Board, Comptroller of Public Accounts and Governor on the expenditures of General Revenue for Medicaid federal matching purposes by the method of financing codes identified above and the amounts of local, non-profit expenditures certified as state match for Medicaid federal funds by the departments for services provided by Mental Health Authorities and Mental Retardation Authorities.
- d. **Medicaid Federal Funds.** The Department of State Health Services and the Department of Aging and Disability Services shall report their expenditures and request legislative appropriations for federal Medicaid matching funds for client services, program administration and agency indirect administration. Automated Budgeting and Evaluation System of Texas (ABEST) Method of Financing Code (MOF) 555 and Medicaid CFDA 93.778 shall be used for the following:

**SPECIAL PROVISIONS RELATING TO
ALL HEALTH AND HUMAN SERVICES AGENCIES**
(Continued)

- (1) Federal funds drawn from the U.S. Centers for Medicare and Medicaid Services (CMS) using general revenue funds classified as General Revenue Match for Medicaid (ABEST MOF Code 758), General Revenue Certified as Match for Medicaid (ABEST MOF Code 8032), Tobacco Settlement Receipts Match for Medicaid (ABEST MOF Code 8024) or Tobacco Receipts Certified as Match for Medicaid (ABEST MOF Code 8023);
 - (2) Federal funds drawn from CMS using the departments' certification of local, non-profit expenditures made by the Mental Health Authorities and Mental Retardation Authorities on behalf of Medicaid-eligible individuals;
 - (3) Federal funds received from CMS for services rendered to certain Medicaid-eligible individuals over the age of 65 by federally recognized Institutions for Mental Diseases (IMD Medicaid option) based on billings from mental health state hospitals operated by the Department of State Health Services to the claims processing agent for the Texas Medicaid program in its capacity as the State's fiscal agent for certain Medicaid payments; and
 - (4) Federal funds received from CMS for general Medicaid health services including the Comprehensive Care Program for children based on billings from the state mental health and mental retardation facilities operated by the Department of State Health Services and the Department of Aging and Disability Services to the claims processing agent for the Texas Medicaid program in its capacity as the State's fiscal agent for certain Medicaid payments.
- e. **Appropriation authority and accounting for Federal Funds for Medicaid Mental Health and Mental Retardation Services.** Amounts defined as Medicaid Federal Funds shall be used as a first source, and general revenue which was not used as matching funds shall not be used to fund Medicaid eligible services. In the event that these revenues should be greater than the amounts included above in Federal Funds for mental health and mental retardation services for the Department of State Health Services and the Department of Aging and Disability Services, the departments are hereby appropriated and authorized to expend these federal funds made available, subject to the following requirements:
- (1) Amounts made available shall be expended prior to utilization of any general revenue made available for the same purpose;
 - (2) In the event general revenue has been expended prior to the receipt of Medicaid Federal Funds, the departments shall reimburse general revenue upon receipt of the revenue. This process shall be completed on a monthly basis in order to not have an excess balance of Medicaid Federal Funds; and
 - (3) The departments shall report monthly to the Legislative Budget Board, Comptroller of Public Accounts and Governor on the amounts of Medicaid Federal Funds drawn and expended.
- f. **Responsibility for proportionate share of indirect costs and benefits.** Nothing in this provision shall exempt the departments from provisions of Article IX of this Act which apply equally to direct recoveries of benefits and indirect costs and to amounts recovered through an approved rate structure for services provided. Specifically, the departments do not have appropriation authority for Medicaid federal funds claimed on behalf of services provided by other agencies, including:
- (1) Health and retirement services for active and retired Department of State Health Services and Department of Aging and Disability Services employees paid by the Employee Retirement System;
 - (2) Social Security payments, salary increases authorized in General Provisions, and Benefit Replacement Pay for Department of State Health Services and Department of Aging and Disability Services employees paid by the Comptroller of Public Accounts;

**SPECIAL PROVISIONS RELATING TO
ALL HEALTH AND HUMAN SERVICES AGENCIES**
(Continued)

- (3) Debt service amounts paid on behalf of the Department of State Health Services and Department of Aging and Disability Services by the Texas Public Finance Authority; and
 - (4) Indirect cost allocation plans negotiated with CMS for the purposes of the State-wide Cost Allocation Plan (SWCAP).
- g. **Exclusive Appropriation Authority.** The preceding subsections of this provision shall be the exclusive appropriation authority for Medicaid mental health and mental retardation services Federal Fund receipts from the above identified sources and none of these receipts shall be appropriated by a provision of Article IX of this Act.

Sec. 21. Mental Health (MH) and Mental Retardation (MR) Appropriated Receipts.

- a. **Definition.** For the purposes of this section and appropriation authority for the Department of State Health Services and the Department of Aging and Disability Services, MH Appropriated Receipts are defined as revenues from state mental health facilities deposited by the Department of State Health Services into the following Revenue Object Codes as defined by the Comptroller of Public Accounts, and MR Appropriated Receipts are defined as revenues from state mental retardation facilities deposited by the Department of Aging and Disability Services into the following Revenue Object Codes as defined by the Comptroller of Public Accounts:
- (1) 3719: Fees for Copies or Filing of Records
 - (2) 3722: Conference, Seminar, and Training Registration Fees
 - (3) 3738: Grants-Cities/Counties
 - (4) 3739: Grants-Other Political Subdivisions
 - (5) 3740: Grants/Donations-Operating/Capital Grants and Contributions
 - (6) 3750: Sale of Furniture and Equipment
 - (7) 3752: Sale of Publication/Advertising (General)
 - (8) 3754: Other Surplus or Salvage Property/Material Sales
 - (9) 3767: Supplies/Equipment/Services/Federal/Other (General)
 - (10) 3769: Forfeitures
 - (11) 3773: Insurance & Damages
 - (12) 3802: Reimbursements-Third Party
 - (13) 3806: Rental of Housing to State Employees
- b. **Reporting.** ABEST Method of Financing Code 8033 - MH Appropriated Receipts, and ABEST Method of Financing Code 8096 - MR Appropriated Receipts, shall be used to report expenditures and request legislative appropriations for state mental health and mental retardation facilities from the Revenue Object Codes identified above.
- c. **Appropriation authority and accounting for MH and MR Appropriated Receipts.** Amounts defined as MH and MR Appropriated Receipts shall be deposited into the General Revenue Fund according to the identified Revenue Object Codes above. The Department of State Health Services and the Department of Aging and Disability Services are authorized to receive and expend MH and MR Appropriated Receipts as a first source, and General Revenue shall be used as a second source. In the event that these revenues should be greater than the amounts identified in the method of financing above as MH and MR Appropriated Receipts, the departments are hereby appropriated and authorized to expend these state funds hereby made available. The expenditure of MH and MR Appropriated Receipts is subject to the following requirements:
- (1) Amounts available shall be expended prior to utilization of any General Revenue available for the same purpose. In the event General Revenue must be expended, the agency will provide prior notification to the Legislative Budget Board and the Governor;
 - (2) In the event General Revenue has been expended prior to the receipt of MH and MR Appropriated Receipts as defined above, the departments shall reimburse General Revenue upon receipt of the revenue. This process shall be completed on a monthly basis in order to maintain a minimum balance on hand in excess MH and MR Appropriated Receipts; and

**SPECIAL PROVISIONS RELATING TO
ALL HEALTH AND HUMAN SERVICES AGENCIES**
(Continued)

- (3) The departments shall report monthly to the Legislative Budget Board, Comptroller of Public Accounts and Governor on MH and MR Appropriated Receipts collections by Revenue Object Code, expenditures and anticipated revenues and balances.
- d. **Exclusive appropriation authority.** The preceding subsections of this provision shall be the exclusive appropriation authority for Appropriated Receipts from the above identified sources and none of these receipts shall be appropriated by a provision of Article IX of this Act.

Sec. 22. Texas Capital Trust Fund Account No. 543.

- a. **Definition.** For the purposes of this section and appropriation authority, General Revenue Dedicated-Funds referred to as Texas Capital Trust Fund Account No. 543 (Chapter 2201, Government Code) are defined as revenues deposited by the Department of State Health Services and the Department of Aging and Disability Services into the following Revenue Object Codes as defined by the Comptroller of Public Accounts:
- (1) 3340: Land Easements
 - (2) 3341: Grazing Lease Rental
 - (3) 3344: Sand, Shell, Gravel and Timber Sales
 - (4) 3349: Land Sales
 - (5) 3746: Rental of Lands and Miscellaneous Land Income
 - (6) 3747: Rental - Other
 - (7) 3851: Interest on State Deposits
- b. **Appropriation authority and accounting for Texas Capital Trust Fund Account No. 543.** For the purpose of revenue classification for expending and depositing certain collections related to the Texas Capital Trust Fund Account No. 543, ABEST Method of Finance Code 543 shall be used to report expenditures and request legislative appropriations from collections/deposits made to Revenue Object Codes 3340, 3341, 3344, 3349, 3746, 3747, and 3851 by the departments. Appropriations of the Texas Capital Trust Fund Account No. 543 are limited to the amounts identified above.

Sec. 23. Mental Health (MH) and Mental Retardation (MR) Medicare Receipts. For the purposes of this section and appropriation authority, MH and MR Medicare Receipts are classified as deposits in Revenue Object Code 3634 that are collected by the Department of State Health Services and the Department of Aging and Disability Services as payment for:

- a. hospital, physician and other services rendered to Medicare-eligible individuals in state mental health and mental retardation facilities operated by the departments;
- b. cost settlements for services rendered in state mental health and mental retardation facilities operated by the department as authorized by the Tax Equity and Fiscal Responsibility Act of 1982 (TEFRA); and
- c. prescription drugs reimbursed through the Medicare, Part D, prescription drug program.

Accounting and Reporting. Amounts defined as MH and MR Medicare Receipts shall be deposited into the General Revenue Fund according to the identified Comptroller Revenue Object Code above. The departments shall report monthly to the Legislative Budget Board, Comptroller of Public Accounts and Governor on MH and MR Medicare Receipts collections by Comptroller Revenue Object Code, expenditures and anticipated revenues and balances.

Mental Health Medicare Receipts. Included in the General Revenue Funds appropriated above to the Department of State Health Services in Strategy C.1.3, Mental Health State Hospitals, is \$20,524,555 per year for the 2008-09 biennium, contingent upon generation of funds from MH Medicare Receipts collections. These funds shall be expended as collected and only within Strategy C.1.3, Mental Health State Hospitals. Appropriations made elsewhere in this Act for employee benefits include approximately \$2,227,201 per year from MH Medicare Receipts. MH Medicare Receipts collections above \$22,751,756 per year (excluding any amounts needed to comply with

**SPECIAL PROVISIONS RELATING TO
ALL HEALTH AND HUMAN SERVICES AGENCIES**
(Continued)

Article IX, Sec. 6.08, Benefits Paid Proportional by Fund) are hereby appropriated to the department for expenditures in Strategy C.1.3, Mental Health State Hospitals, pursuant to the limitations of this provision.

Mental Retardation Medicare Receipts. Included in the GR Match for Medicaid Funds appropriated above to the Department of Aging and Disability Services in Strategy A.8.1, MR State Schools, is \$12,411,711 per year for the 2008-09 biennium, contingent upon generation of funds from MR Medicare Receipts collections. These funds shall be expended as collected and only within Strategy A.8.1, MR State Schools. Appropriations made elsewhere in this Act for employee benefits include approximately \$376,533 per year from MR Medicare Receipts. MR Medicare Receipts collections above \$12,788,244 per year (excluding any amounts needed to comply with Article IX, Sec. 6.08, Benefits Paid Proportional by Fund) are hereby appropriated to the department for expenditures in Strategy A.8.1, MR State Schools, pursuant to the limitations of this provision.

Sec. 24. Cash Flow Contingency. Contingent upon the receipt of MH or MR Medicare Receipts, MH or MR Collections for Patient Support and Maintenance, and of federal funds allocated from the Medicaid Program for mental health and mental retardation services, the Department of State Health Services and the Department of Aging and Disability Services may temporarily utilize additional general revenue funds, pending receipt of reimbursement, in an amount not to exceed the anticipated reimbursement, in each year of the biennium. The general revenue amounts utilized above the general revenue method of finance must be repaid upon receipt of reimbursement and shall be utilized only for the purpose of temporary cash flow needs. These transfers and repayments shall be credited to the fiscal year being reimbursed and shall be in accordance with procedures established by the Comptroller. All transfers of the method of finance shall be reported by the departments to the Legislative Budget Board and the Governor.

Sec. 25. Community Mental Health and Mental Retardation Centers. Notwithstanding other provisions of this Act, if the Department of State Health Services or the Department of Aging and Disability Services determine that a community mental health and mental retardation center is unable or unwilling to fulfill its contractual obligations to provide services or to exercise adequate control over expenditures and assets, the departments may take necessary steps, including the appointment of a management team as authorized by Health and Safety Code, §§ 534.038-534.040 and recoupment of funds, to protect the funds appropriated under this Act and ensure the continued provision of services. Any recouped funds shall be used to achieve equity. In conjunction with the reallocation of funds, the departments shall provide a report to the Legislative Budget Board and the Governor on the amount of funds, the reasons for the recoupment, the local authorities involved, any performance contract requirements that were not met, and the purposes of the reallocation.

Sec. 26. Medicaid and Medicare Collections. The Department of State Health Services and the Department of Aging and Disability Services shall maximize reimbursement of Medicare and Medicaid funding for all eligible individuals and for all expenditures at the mental health state hospitals, state schools, and state centers.

Sec. 27. Surplus Property. In order to conserve funds appropriated, surplus personal property may be transferred from one state mental health or mental retardation facility to another with or without reimbursement. The Department of State Health Services and the Department of Aging and Disability Services may transfer surplus personal property from a state mental health or mental retardation facility to a community MHMR center with or without reimbursement. Surplus personal property belonging to any state mental health or mental retardation facility may be sold; provided, however, that such transfers or sales shall be made under the same procedure as provided by Government Code, Chapter 2175.

Sec. 28. Employee Meals. Notwithstanding any other provision in this Act, the Department of State Health Services and the Department of Aging and Disability Services may provide free meals to employees of state mental health and mental retardation facilities who are required to eat meals with clients.

Sec. 29. Maximum Security Salaries. As a specific exception to the General Provisions of this Act governing salary rates of classified positions, funds are included above for the Department of State Health Services and the Department of Aging and Disability Services to pay employees working in designated Maximum Security Units or designated specialized Behavioral Management Units of state mental health and mental retardation facilities up to a 6.8 percent increase over those salary rates provided by the General Provisions.

**SPECIAL PROVISIONS RELATING TO
ALL HEALTH AND HUMAN SERVICES AGENCIES**
(Continued)

Sec. 30. Fire Prevention and Safety. In instances in which regular employees of state mental health and mental retardation facilities located in remote areas are assigned extra duties in fire prevention programs, the following payments are authorized in addition to the salary rates stipulated by the General Provisions of this Act relating to the position classifications and assigned salary ranges:

Fire Chief	\$ 75 per month
Assistant Fire Chief	\$ 65 per month
Fire Brigade Member	\$ 50 per month

Sec. 31. Patient or Client Assistance. Subject to the approval of rules and regulations of the Department of State Health Services and the Department of Aging and Disability Services, patients or clients in any state mental health or mental retardation facility who are assisting in the operation of the facility as part of their therapy, may receive compensation out of any funds available to the respective facilities.

Sec. 32. Barber and Cosmetology Services. The Department of State Health Services and the Department of Aging and Disability Services may charge fees for barber and cosmetology services in state mental health and mental retardation facilities provided the fees charged are consistent with an individual's ability to pay. These fees are appropriated above to the departments to offset the cost of providing barber and cosmetology services. The departments may also use patient benefit funds to offset the cost of these services for indigent clients.

Sec. 33. Language Interpreter Services. In order to compensate employees of state mental health and mental retardation facilities for assuming the duty of providing interpreter services to consumers whose primary language is not English, facilities of the Department of State Health Services and the Department of Aging and Disability Services, upon written authorization of the commissioner or his/her designee, may, from funds appropriated above, increase the salary of classified employees by an amount equal to a one step increase, or 3.4 percent, so long as the resulting salary rate does not exceed the rate designated as the maximum rate for the applicable salary group. This increase shall be granted only for the regular provision of interpreter services above and beyond the regular duties of the position, and shall be removed when these services are, for whatever reason, no longer provided by the employee or when they are no longer needed by the facility. Salary increases provided for this purpose are not merit increases and shall not affect an employee's eligibility to receive a merit increase. This authorization also includes employees who provide interpreter services in American Sign Language.

Sec. 34. State-Owned Housing. The Superintendent, Medical Director, Assistant Superintendent for Programs, and Director of Plant Maintenance at each state mental health and mental retardation facility are authorized to live in state-owned housing at a rate determined by the Department of State Health Services or the Department of Aging and Disability Services. Other department employees may live in state-owned housing as set forth in Article IX, State Owned Housing - Recover Housing Costs, of this Act. Fees for employee housing are appropriated above to be used for maintaining employee housing.

Sec. 35. Collection of Fees from the Copyright of Training Materials and Patent of Technologies Developed. The Health and Human Services Commission is hereby authorized to collect the following fees relating to mental health and mental retardation program activities:

- a. Fees from the sale of written training materials, video tapes, audio tapes and in the form of electronic media, such materials having been developed in part or whole by the commission; and
- b. Licensing fees collected by the department in exchange for allowing individuals and companies to use any patented technology developed, in part or in whole, by the commission.

The commission is authorized to license the use of any copyright-protected material, trademark, trade secrets, and any patented technology relating to mental health or mental retardation program activities. The authorization provided under this provision does not include any mineral royalties. Fees collected in the sale of training materials described under (a) above may be in excess of the actual reproduction cost incurred by the commission and shall be used to recoup the costs associated with developing the training materials. Fifty percent of the fees collected in licensing of any patented technology shall be

**SPECIAL PROVISIONS RELATING TO
ALL HEALTH AND HUMAN SERVICES AGENCIES**
(Continued)

devoted to further research and development of technologies reasonably believed to be of assistance to priority populations. The remaining 50 percent shall be deposited to the General Revenue Fund.

Sec. 36. Professional Trainees and Interns. The Department of State Health Services and the Department of Aging and Disability Services are authorized to compensate professional trainees or interns in recognized educational programs related to the provision of mental health or mental retardation services, radiation control, or any critical health care profession as determined by the Health and Human Services Executive Commissioner at any salary rate not to exceed the following amounts:

Psychiatrist Interns	\$3,412 per month
Physician Interns	\$2,925 per month
Psychologist Trainees	\$2,749 per month
Registered Nurse Trainees	\$2,295 per month
Chaplain Interns	\$2,161 per month
Physical, Occupational, or Registered Therapist Trainees	\$2,036 per month
Social Worker Trainees	\$1,921 per month
Medical Technologist Trainees	\$1,921 per month
Licensed Vocational Nurse Trainees	\$1,716 per month
Health Physicist Interns	\$2,161 per month
Health Physicist Trainees	\$1,621 per month

Sec. 37. Limit on Spending New Generation Medication Funds.

- a. It is the intent of the Legislature that the Department of State Health Services and the Department of Aging and Disability Services utilize funds appropriated for New Generation Medications for no other purpose than the provision of New Generation Medications. This limitation shall apply to funds appropriated for New Generation Medications in the following strategies at the Department of State Health Services: B.2.1, Mental Health Services for Adults, B.2.2, Mental Health Services for Children, B.2.4, NorthSTAR Behavioral Health Waiver, and C.1.3, Mental Health State Hospitals; and in the following strategy at the Department of Aging and Disability Services: A.8.1, MR State Schools Services.
- b. Notwithstanding the limitation described above, the department shall allow a local mental health or mental retardation authority to expend an amount not to exceed 15 percent of its New Generation Medication funds on support programs that are related to the administration of New Generation Medications, provided, however, that an authority using its New Generation Medication funds for support services must meet its contracted performance target for persons served with New Generation Medications and that the availability of New Generation Medication funds to expend on services must result from cost efficiencies achieved by the authority.
- c. To the extent that the local authorities are able to obtain private sector donations of medications for clients and/or financial contributions for the purchase of New Generation Medications in Strategies B.2.1 and B.2.2, and they meet or exceed their contracted performance targets for persons served with New Generation Medications, they may expend up to an equivalent amount from these strategies on direct services to clients.

Sec. 38. Purchasing of Medication. The Department of State Health Services and the Department of Aging and Disability Services shall require local mental health and mental retardation authorities to document their effort to make needed medications available to consumers at the lowest possible prices and to utilize the most cost effective medication purchasing arrangement available. It is the intent of the Legislature that the Department of State Health Services and the Department of Aging and Disability Services shall provide technical assistance to community centers as necessary to maximize efficiency.

Sec. 39. Donations from Individuals, Community Groups and Volunteer Services Councils. It is expressly provided that the Department of State Health Services and the Department of Aging and Disability Services, in accordance with § 533.001 of the Health and Safety Code and to the extent permitted by law, may accept donations for permanent improvements at the state mental health

**SPECIAL PROVISIONS RELATING TO
ALL HEALTH AND HUMAN SERVICES AGENCIES**
(Continued)

facilities and the state mental retardation facilities from individuals, community groups and local Volunteer Services Councils. Such funds are not subject to limitations on capital budget expenditures as contained in Article IX or any other similar provisions in this Act. Permanent improvements are defined as an improvement to a state facility that involves construction, building system(s), and/or landscaping.

Sec. 40. Contracted Medical Services. Out of funds appropriated above, the Department of State Health Services (DSHS) and the Department of Aging and Disability Services (DADS) shall not pay more than the approved reimbursement rate set by the Health and Human Services Commission for hospital services provided to an indigent DSHS or DADS consumer in a private or public hospital.

Sec. 41. Efficiencies at Local Mental Health and Mental Retardation Authorities. It is the intent of the Legislature that the local mental health and mental retardation authorities that receive allocations from the funds appropriated above to the Department of Aging and Disability Services and the Department of State Health Services shall maximize the dollars available to provide services by minimizing overhead and administrative costs and achieving purchasing efficiencies. Among the strategies that should be considered in achieving this objective are consolidations among local authorities and partnering among local authorities on administrative, purchasing, or service delivery functions where such partnering may eliminate redundancies or promote economies of scale. Local mental health and mental retardation authorities shall also maximize third party billing opportunities, including Medicare and Medicaid.

It is the Legislature's intent that local authorities not expend funds appropriated to the Department of Aging and Disability Services in Strategy A.4.2, MR Community Services, or Strategy A.4.5, MR In-Home Services, to supplement the rate-based payments they receive to fund their costs as providers of waiver or ICF-MR services.

Sec. 42. Equal Opportunity Principles in Contracting for Social Services. The Legislature intends that each state agency that contracts with or makes a grant to a nongovernmental entity to provide social services, using money appropriated by this Act, enter the contract or make the grant in a manner that is consistent with the equal opportunity principles and safeguards provided by federal law under 42 U.S.C. § 604a.

Sec. 43. Funding Reduction.⁴ Appropriations made in Article II of this Act, totaling \$178,000,000 in General Revenue and \$445,445,445 in All Funds, are hereby reduced for fiscal year 2009 for the following agencies in the following amounts for caseload, cost, and other adjustments:

- a. Department of Aging and Disability Services: \$20,000,000 in General Revenue and \$50,050,050 in All Funds; and
- b. Health and Human Services Commission: \$158,000,000 in General Revenue and \$395,395,395 in All Funds.

Sec. 44. Transfers of Funds for Consolidated Support Services. The Health and Human Services Commission (HHSC) is authorized to return funding at the commission to the appropriate HHS agency for support functions and programs consolidated at the commission. HHSC shall notify the Legislative Budget Board, Governor, and the Comptroller prior to making the transfers.

- a. Funds related to consolidated programs and support services shall be returned to the Department of Aging and Disability Services (DADS), the Department of Assistive and Rehabilitative Services (DARS), the Department of Family and Protective Services (DFPS), and the Department of State Health Services (DSHS). These funds will be matched with available federal funds and expended under interagency memoranda between HHSC and each agency.
- b. Transfer limitations elsewhere in this Act do not apply to this provision.
- c. By July 1 preceding the start of each fiscal year, the agencies of Article II shall provide a report by strategy that reduces funding at HHSC and increases funding by the same amount at DADS, DARS, DFPS, and DSHS.

⁴ Funding adjustments have been incorporated into agency bill patterns.

**SPECIAL PROVISIONS RELATING TO
ALL HEALTH AND HUMAN SERVICES AGENCIES**
(Continued)

- d. The transfers shall be made prior to the start of the fiscal year.
- e. The loss of funds at HHSC shall be replaced by increased interagency contracts in the method of finance.
- f. This transfer shall not result in a change in total funding in Article II.

Sec. 45. Exemption of Federal Funds from Article IX, Capital Budget Provisions. To comply with the legislative intent to maximize the use of federal funds and to fulfill grant requirements for the receipt and expenditure of federal funds, the Department of Aging and Disability Services, the Department of Assistive and Rehabilitative Services, the Department of Family and Protective Services, the Department of State Health Services, and the Health and Human Services Commission are hereby exempted from the Capital Budget Rider Provisions contained in Article IX of this Act, "Limitations on Expenditures - Capital Budget," when federal funds are received in excess of amounts identified in the agency's Capital Budget Rider and when such funds are designated for the purchase of capital items. The agency shall notify the Legislative Budget Board and the Governor upon receipt of such federal funds, including the amount received and the items to be purchased, and shall not expend such funds without approval of the Legislative Budget Board and the Governor. The proposed expenditure shall be considered to be approved if neither the Legislative Budget Board nor the Governor issues a written disapproval not later than:

- a. the 10th business day after the date the staff of the Legislative Budget Board concludes its review of the proposed expenditures and forwards its review to the Chair of the House Appropriations Committee, Chair of the Senate Finance Committee, Speaker of the House, and Lieutenant Governor; and
- b. the 10th business day after the receipt of the proposed expenditures by the Governor.

Sec. 46. Unexpended Balances: General Revenue for Medicaid. Any unexpended balances in General Revenue Funds appropriated for the Medicaid program (GR Match for Medicaid and GR Certified as Match for Medicaid) to the Health and Human Services Commission, the Department of Aging and Disability Services, and the Department of State Health Services for the fiscal year ending August 31, 2008 are hereby appropriated for the same purposes to the respective agencies for the fiscal year beginning September 1, 2008.

Sec. 47. Appropriation of Receipts: Civil Monetary Damages and Penalties. Included in the amounts appropriated above for the 2008-09 biennium are the following:

- a. \$2,660,000 in General Revenue Match for Medicaid for the Department of Aging and Disability Services;
- b. \$1,414,870 in General Revenue Match for Medicaid for the Health and Human Services Commission; and
- c. \$520,000 in General Revenue for the Department of State Health Services.

These amounts are contingent upon the collection of civil monetary damages and penalties under Human Resources Code § 32.021 and Health and Safety Code § 431.047. Any amounts collected above these amounts by the respective agency are hereby appropriated to the respective agency in amounts equal to the costs of the investigation and collection proceedings conducted under those sections, and any amounts collected as reimbursement for claims paid by the agency.

Sec. 48. Reporting Requirements Related to Consumer-directed Services and Service Responsibility Option. The Department of Aging and Disability Services and the Health and Human Service Commission shall report the following consumer directed services (CDS) and service responsibility option (SRO) information to the Legislative Budget Board and the Governor no later than November 1, 2007:

- a. The Department of Aging and Disability Services, in coordination with the Health and Human Services Commission and the consumer directed services workgroup, shall report barriers the agency has identified to be obstructing the use of CDS and SRO, and strategies the agency will employ to reduce or eliminate those barriers.

**SPECIAL PROVISIONS RELATING TO
ALL HEALTH AND HUMAN SERVICES AGENCIES**
(Continued)

- b. The Health and Human Services Commission, in coordination with the Department of Aging and Disability Services and the consumer directed services workgroup, shall report a plan for the continuing evaluation and reporting of the cost-effectiveness of CDS and SRO. The plan should include, but is not limited to:
 - (1) analysis of programs other than the community living assistance and support services program in which CDS and SRO are an option, if utilization is of a quantity to produce statistically significant analysis;
 - (2) comparative analysis of start-up years versus later years;
 - (3) comparative analysis of different functional eligibility groups and program populations;
 - (4) modification of data systems and use of alternative data if necessary;
 - (5) consideration of acute and other long-term care costs, such as deferring uptake into institutional settings; and
 - (6) estimates of savings.

Sec. 49. Contingent Appropriation of Medicare Part D Savings.

- a. Appropriations made elsewhere in this Act to the Department of State Health Services and the Department of Aging and Disability Services for prescriptions for clients enrolled in Medicare Part D are contingent upon the departments receiving prior written approval of plans to expend savings resulting from the implementation of Medicare Part D. Appropriations made elsewhere in this Act include the following estimated amounts for prescriptions for clients enrolled in Medicare Part D:
 - (1) Department of State Health Services: \$5,617,379 in General Revenue and \$10,808,437 in Federal Funds in fiscal year 2008 and \$6,035,330 in General Revenue and \$11,612,619 in Federal Funds in fiscal year 2009 in Strategy A.2.2, HIV/STD Prevention.
 - (2) Department of Aging and Disability Services: \$3,634,918 in General Revenue in fiscal year 2008 and \$3,634,918 in General Revenue in fiscal year 2009 in Strategy A.8.1, MR State Schools Services.
- b. Each department shall submit a plan that includes
 - (1) updated estimates of Medicare Part D savings for the programs identified in Subsection "a." of this rider;
 - (2) caseload and cost assumptions for savings estimates; and
 - (3) a description of proposed uses for Medicare Part D savings, including proposed program expansions, cost increases, or rate increases. Program expansion is defined as any modification to current policy that would result in an increase in services delivered or clients served.
- c. Each department must receive written approval for its plan from the Legislative Budget Board and the Governor prior to expending the amounts identified above in Subsection "a." of this rider for the department.

Sec. 50. Financial Monitoring of Community MHMR Centers. The Department of Aging and Disability Services (DADS), the Department of State Health Services (DSHS), and the Health and Human Services Commission (HHSC) shall enter into a written agreement that defines each agency's responsibilities for monitoring the expenditure by community mental health and mental retardation centers of funds appropriated by this Act. The written agreement shall include provisions for monitoring that require community mental health and mental retardation centers to account for state funds separately from other sources of funds.

**SPECIAL PROVISIONS RELATING TO
ALL HEALTH AND HUMAN SERVICES AGENCIES**
(Continued)

Sec. 51. Provision of Services for Individuals with Traumatic Brain Injury and Spinal Cord Injury through Medicaid.

- a. Out of funds appropriated above in Strategy B.3.4, Comprehensive Rehabilitation, the Department of Assistive and Rehabilitative Services, in conjunction with the Health and Human Services Commission, the Department of Aging and Disability Services, and the Texas Traumatic Brain Injury Advisory Council, shall determine whether services provided under the Comprehensive Rehabilitation Services Program could be provided in a more cost-effective manner through the Medicaid program, and evaluate cost-effectiveness of such inclusion by using one of the following methods:
- (1) through existing Medicaid waivers;
 - (2) through establishment of a new Home and Community Based Services waiver; or
 - (3) through a Medicaid State Plan Amendment.

The agencies shall include the following components in the evaluation:

- (1) **Targeted Population.** The agencies shall determine which group of individuals currently served by the Comprehensive Rehabilitation Program (individuals with traumatic brain injury and/or traumatic spinal cord injury) to serve through Medicaid and set eligibility based on the income levels to maintain cost-effectiveness for the state and maximize Federal Funds.
 - (2) **Targeted Services.** The agencies shall determine which services provided by the Comprehensive Rehabilitation Program can be provided through Medicaid to maximize Federal Funds.
- b. If it is determined to be cost-effective to provide services for Medicaid eligible individuals with traumatic brain and spinal cord injuries through Medicaid, the Health and Human Services Commission shall maximize Medicaid financing for home and community-based services for individuals with traumatic brain injury and other groups as identified in the analysis per subsection (a) by requesting federal approval to amend or implement a new Medicaid 1915(c) Home and Community-Based Services Waiver and/or to amend the Medicaid State Plan.
- c. The Department of Assistive and Rehabilitative Services shall continue providing services not covered by Medicaid through the Comprehensive Rehabilitation Services Program for individuals eligible for the Medicaid program and shall continue providing services to individuals not eligible for Medicaid through the Comprehensive Rehabilitation Services Program.
- d. The Department of Assistive and Rehabilitative Services shall provide a report of the agencies' recommendations to the Legislative Budget Board and the Governor no later than November 1, 2008.
- e. If administratively feasible, the Department of Assistive and Rehabilitative Services should continue to coordinate services for individuals with traumatic brain injury and traumatic spinal cord injury.
- f. The Department of Assistive and Rehabilitative Services is authorized to use a portion of the funding from Strategy B.3.4, Comprehensive Rehabilitation, as state match for Medicaid eligible services for individuals with traumatic brain and spinal cord injury, not to exceed the amounts appropriated in this strategy.
- g. Contingent upon federal approval of a Medicaid waiver or Medicaid State Plan Amendment, the following changes to performance measures shall be effective in the 2008-09 biennium:
- (1) deletion of the People Receiving Comprehensive Rehabilitation Services performance measure, and

**SPECIAL PROVISIONS RELATING TO
ALL HEALTH AND HUMAN SERVICES AGENCIES**
(Continued)

- (2) addition of the Number of Medicaid Eligible People Receiving Comprehensive Rehabilitation Services and the Number of Non-Medicaid Eligible People Receiving Comprehensive Rehabilitation Services performance measures.

The Legislative Budget Board shall adopt, in consultation with the Governor and the Department of Assistive and Rehabilitative Services, appropriate definitions for the new performance measures listed above.

Sec. 52. Restriction on Use of Funds for HPV Vaccine. None of the funds appropriated above to an agency in Article II may be used to require immunization against human papilloma virus as a condition for admission to school or used to purchase or administer a vaccine to comply with such a requirement in the Governor's Executive Order RP65 or other similar executive orders or directions.

Sec. 53. Federal Minimum Wage Increase. Funds appropriated in this Act to the Department of Aging and Disability Services, the Department of Family and Protective Services, and the Health and Human Services Commission to provide for an increase in provider payment rates are intended, in part, to cover any required increase in hourly wages or salaries established under federal minimum wage laws or regulations.

Sec. 54. Waiting and Interest List. Funds appropriated above, totaling \$107,000,000 in General Revenue Funds and \$237,500,000 in All Funds for the biennium, in the strategies identified below shall be expended in accordance with the following conditions. This section does not make an appropriation.

- a. **Reporting Requirements.** The following agencies shall submit to the Legislative Budget Board and the Governor, by September 1, 2007, an expenditure plan for fiscal year 2008 and fiscal year 2009, that includes quarterly goals relating to the rollout of program slots and identifies the amounts expected to be expended (by object of expense and method of finance), and identifies any impact on full-time equivalent positions. Not later than 30 days following the close of each fiscal quarter, the agencies shall report to the Legislative Budget Board and the Governor, the actual number of slots filled and actual expenditures for each prior quarter.
- b. **Nontransferability.** Notwithstanding any other provision of the Act, none of the funds appropriated in the strategies listed below may be transferred to any other strategy or agency without prior approval from the Legislative Budget Board and the Governor.

These slots are year-end numbers, and are in addition to targets specified for other strategies in each agency's bill pattern; funding amounts are in millions:

	FY 2008	FY 2009
Department of Aging and Disability Services		
D.1.1. Waiting and Interest List: Reduce		
<u>Biennial Funding in Millions:</u>		
General Revenue	\$18.1	\$ 53.3
All Funds	\$42.6	\$130.6
<u>Targeted Year-end Number of Clients by Program:</u>		
a. Community-Based Alternatives (CBA)	804	1,607
b. Home and Community-Based Services (HCS)	1,338	2,676
c. Community Living Assistance (CLASS)	293	586
d. Deaf-Blind Multiple Disabilities	8	16
e. Medically Dependent Children Program	208	415
f. Non-Medicaid Community Services	1,114	2,228
g. In-Home and Family Support	<u>687</u>	<u>1,374</u>
Subtotal, DADS	4,451	8,902
Department of State Health Services		
G.1.1. Waiting and Interest List: Reduce		
<u>Biennial Funding in Millions:</u>		
General Revenue	\$3.2	\$6.4
All Funds	\$3.2	\$6.4

**SPECIAL PROVISIONS RELATING TO
ALL HEALTH AND HUMAN SERVICES AGENCIES**
(Continued)

Targeted Year-end Number of Clients by Program:

a.	Child and Adolescent Community Mental Health	144	288
b.	Children with Special Health Care Needs	<u>343</u>	<u>646</u>
	Subtotal, DSHS	487	974

Department of Assistive and Rehabilitative Services

E.1.1. Waiting and Interest List: Reduce

Biennial Funding in Millions:

General Revenue	\$3.4	\$3.5
All Funds	\$3.4	\$3.5

Targeted Year-end Number of Clients by Program:

a.	Comprehensive Rehabilitation Services	91	92
b.	Independent Living Services	<u>71</u>	<u>102</u>
	Subtotal, DARS	162	194

Health and Human Services Commission

Various Strategies

Biennial Funding in Millions:

General Revenue	\$ 4.6	\$14.5
All Funds	\$11.6	\$36.2

For Vendor Drug, Acute Care, and STAR+PLUS costs -- No caseloads

Sec. 55. Long Term Care Services under Medical Assistance Program. The Executive Commissioner of the Texas Health and Human Services Commission in coordination with providers and advocates shall, if cost effective, develop payment categories to reimburse providers (nursing home or community based) providing long term care services under the Medical Assistance Program to recipients who:

- a. do not require acute inpatient hospital or acute rehabilitative care but still require highly skilled nursing and access to technologically advanced therapies such as ventilator care or dialysis;
- b. though stable, require diagnostics or invasive procedures or rehabilitation or extensive prescription medications, but not intensive procedures requiring an acute level of care; and
- c. have a determined course of treatment.

Services provided to recipients meeting these requirements may include, but are not limited to, ventilator care, dialysis, and an outcomes-focused interdisciplinary approach utilizing a professional team done in the most integrated setting possible. The reimbursement methodologies for these payment categories shall be based upon cost-related principles and designed to encourage: 1) sufficient capacity to meet service demands; 2) quality of care and 3) most integrated setting. If HHSC determines that a waiver or authorization from a federal agency is necessary to ensure federal matching funds for Medicaid payments made under these methodologies, HHSC shall request the waiver or authorization and delay implementing the methodologies until the waiver or authorization is granted.

Sec. 56. Allocation of Information Technology Funding. The Executive Commissioner of the Health and Human Services Commission (HHSC) is responsible for prioritizing and approving the allocation decisions on all funds appropriated for Information Technology purchases or leases by Article II of this Act among the health and human services agencies listed in Chapter 531, Government Code.

The Executive Commissioner is authorized to transfer funding from HHSC, Strategy H.1.1, Improve HHS Telecommunications and IT, to other Health and Human Services agencies provided that an allocation plan is submitted by HHSC to the Legislative Budget Board, Governor, and Comptroller of Public Accounts 30 days before funding is to be transferred. All funding appropriated in and transferred from Strategy H.1.1. may be expended for capital budget purposes.

**SPECIAL PROVISIONS RELATING TO
ALL HEALTH AND HUMAN SERVICES AGENCIES**
(Continued)

Sec. 57. Information on Funding Provided for Rate Enhancements.⁵ Appropriations made elsewhere in this Act and certain appropriations made in House Bill 15, Eightieth Legislature, related to provider rates, include the following biennial amounts in millions (All Funds amounts are estimated):

- a. **Rate Restoration to 2003 Level** (\$122.8 in General Revenue, \$310.1 in All Funds)
 - (1) Department of Aging and Disability Services: \$10.8 in General Revenue, \$27.2 in All Funds for Community Care;
 - (2) Department of State Health Services: \$3.1 in General Revenue, \$3.1 in All Funds for Children with Special Health Care Needs, Family Planning Services, and Women and Children's Health Services;
 - (3) Health and Human Services Commission:
 - (i) Medicaid: \$103.8 in General Revenue, \$261.4 in All Funds;
 - (ii) CHIP: \$5.1 in General Revenue, \$18.4 in All Funds.
- b. **Rate Increases** (\$965.0 in General Revenue, \$2,431.1 in All Funds)
 - (1) Department of Aging and Disability Services:
 - (i) Intermediate Care Facilities for Persons with Mental Retardation: \$20.2 in General Revenue, \$50.8 in All Funds;
 - (ii) Community Care: \$86.2 in General Revenue, \$203.1 in All Funds; and
 - (iii) Nursing Homes: \$99.0 in General Revenue, \$248.6 in All Funds;
 - (2) Department of Family and Protective Services: \$13.4 in General Revenue, \$39.0 in All Funds for Foster Care;
 - (3) Health and Human Services Commission:
 - (i) Medicaid: Frew Settlement
 - (a) Physicians: \$203.0 in General Revenue, \$511.3 in All Funds;
 - (b) Dental - \$258.7 in General Revenue, \$661.6 in All Funds;
 - (c) Specialists - \$50.0 in General Revenue, \$125.9 in All Funds;
 - (ii) Medicaid: Other
 - (a) Physicians: \$101.8 in General Revenue, \$256.4 in All Funds;
 - (b) Dental: \$3.1 in General Revenue, \$7.8 in All Funds;
 - (c) Ambulance: \$31.3 in General Revenue, \$78.8 in All Funds;
 - (d) Home Health: \$39.7 in General Revenue, \$100.0 in All Funds;
 - (e) PCCM Case Management: \$2.8 in General Revenue, \$7.1 in All Funds;
 - (f) Drug Dispensing Fee: \$52.8 in General Revenue, \$133.0 in All Funds;
 - (iii) CHIP: \$3.0 in General Revenue, \$10.8 in All Funds.

⁵ Incorporates Article IX, § 19.82, of this Act, relating to a nursing home provider rate increase, in the amount of \$99,000,000 in General Revenue Funds and \$248,591,245 in All Funds for the 2008-09 biennium.

**SPECIAL PROVISIONS RELATING TO
ALL HEALTH AND HUMAN SERVICES AGENCIES**
(Continued)

- c. **Rebasing of Hospital Rates in FY 2009:** Health and Human Services Commission (\$150.0 in General Revenue, \$377.8 in All Funds).

Sec. 58. Breast and Cervical Cancer Control Program. The funding identified below, and appropriated elsewhere in this Act, is intended to expand the Breast and Cervical Cancer Control Program. The number of health care providers who conduct screenings for cancer will be increased from current Centers for Disease Control-funded providers to include those who utilize Centers for Disease Control protocols. The use of such protocols is a requirement for Medicaid coverage of treatment for breast and cervical cancer. It is estimated funding will provide for additional screenings and will provide for treatment services to an estimated 1,179 women in 2008 and 1,197 additional women in 2009. The biennial funding amounts and full-time equivalents (FTEs) are as follows:

- a. Health and Human Services Commission: \$14.5 million in General Revenue Funds, \$52.7 million in All Funds, 2.0 FTEs per fiscal year; and
- b. Department of State Health Services: \$5.2 million in General Revenue Funds, \$5.2 million in All Funds, 5.0 FTEs per fiscal year.

**RECAPITULATION - ARTICLE II
HEALTH AND HUMAN SERVICES
(General Revenue)¹**

	For the Years Ending	
	August 31, 2008	August 31, 2009
Department of Aging and Disability Services	\$ 2,195,379,091	\$ 2,298,233,010
Department of Assistive and Rehabilitative Services	92,615,410	95,548,159
Department of Family and Protective Services	507,495,384	520,319,964
Department of State Health Services	965,761,102	967,367,478
Health and Human Services Commission	6,720,958,090	5,279,370,685
Contingency Appropriations	34,058,118	55,464,986
Total	<u>6,755,016,208</u>	<u>5,334,835,671</u>
Subtotal, Health and Human Services	<u>\$ 10,516,267,195</u>	<u>\$ 9,216,304,282</u>
Retirement and Group Insurance	278,956,179	290,947,312
Social Security and Benefit Replacement Pay	<u>89,998,118</u>	<u>91,672,893</u>
Subtotal, Employee Benefits	<u>\$ 368,954,297</u>	<u>\$ 382,620,205</u>
Bond Debt Service Payments	28,060,175	33,315,320
Lease Payments	<u>6,781,820</u>	<u>6,538,364</u>
Subtotal, Debt Service	<u>\$ 34,841,995</u>	<u>\$ 39,853,684</u>
TOTAL, ARTICLE II - HEALTH AND HUMAN SERVICES	<u><u>\$ 10,920,063,487</u></u>	<u><u>\$ 9,638,778,171</u></u>

¹ Appropriation figures in HB 1, Conference Committee Report, 80th Legislature, Regular Session, have been adjusted to incorporate certain provisions elsewhere in agency bill patterns, certain Article IX appropriations, Governor’s vetoes, HB 15, and other miscellaneous bills. For specific adjustments, please see agency bill patterns.

**RECAPITULATION - ARTICLE II
HEALTH AND HUMAN SERVICES
(General Revenue - Dedicated)¹**

	For the Years Ending	
	August 31, 2008	August 31, 2009
Department of Aging and Disability Services	\$ 57,084,885	\$ 55,448,312
Department of Assistive and Rehabilitative Services	13,359,760	13,359,759
Department of Family and Protective Services	6,989,793	6,989,791
Department of State Health Services	<u>350,013,616</u>	<u>353,859,370</u>
Subtotal, Health and Human Services	<u>\$ 427,448,054</u>	<u>\$ 429,657,232</u>
Retirement and Group Insurance	4,796,486	4,915,259
Social Security and Benefit Replacement Pay	<u>3,133,161</u>	<u>3,158,870</u>
Subtotal, Employee Benefits	<u>\$ 7,929,647</u>	<u>\$ 8,074,129</u>
TOTAL, ARTICLE II - HEALTH AND HUMAN SERVICES	<u><u>\$ 435,377,701</u></u>	<u><u>\$ 437,731,361</u></u>

¹ Appropriation figures in HB 1, Conference Committee Report, 80th Legislature, Regular Session, have been adjusted to incorporate certain provisions elsewhere in agency bill patterns, certain Article IX appropriations, Governor’s vetoes, HB 15, and other miscellaneous bills. For specific adjustments, please see agency bill patterns.

**RECAPITULATION - ARTICLE II
HEALTH AND HUMAN SERVICES
(Federal Funds)¹**

	For the Years Ending	
	August 31, 2008	August 31, 2009
Department of Aging and Disability Services	\$ 3,389,345,174	\$ 3,528,242,131
Department of Assistive and Rehabilitative Services	441,775,762	467,176,409
Department of Family and Protective Services	741,139,742	764,205,120
Department of State Health Services	1,184,163,831	1,187,999,853
Health and Human Services Commission	10,219,640,487	8,449,567,875
Contingency Appropriations	<u>60,669,101</u>	<u>102,981,073</u>
Total	<u>10,280,309,588</u>	<u>8,552,548,948</u>
Subtotal, Health and Human Services	<u>\$ 16,036,734,097</u>	<u>\$ 14,500,172,461</u>
Retirement and Group Insurance	189,315,991	199,438,286
Social Security and Benefit Replacement Pay	<u>65,422,903</u>	<u>66,529,537</u>
Subtotal, Employee Benefits	<u>\$ 254,738,894</u>	<u>\$ 265,967,823</u>
Bond Debt Service Payments	<u>2,362,984</u>	<u>2,361,154</u>
Subtotal, Debt Service	<u>\$ 2,362,984</u>	<u>\$ 2,361,154</u>
TOTAL, ARTICLE II - HEALTH AND HUMAN SERVICES	<u>\$ 16,293,835,975</u>	<u>\$ 14,768,501,438</u>

¹ Appropriation figures in HB 1, Conference Committee Report, 80th Legislature, Regular Session, have been adjusted to incorporate certain provisions elsewhere in agency bill patterns, certain Article IX appropriations, Governor’s vetoes, HB 15, and other miscellaneous bills. For specific adjustments, please see agency bill patterns.

**RECAPITULATION - ARTICLE II
HEALTH AND HUMAN SERVICES
(Other Funds)¹**

	For the Years Ending	
	August 31, 2008	August 31, 2009
Department of Aging and Disability Services	\$ 82,974,757	\$ 36,867,626
Department of Assistive and Rehabilitative Services	18,883,072	18,883,072
Department of Family and Protective Services	6,579,449	6,578,566
Department of State Health Services	168,280,696	98,268,919
Health and Human Services Commission	<u>265,536,732</u>	<u>319,483,903</u>
Subtotal, Health and Human Services	\$ <u>542,254,706</u>	\$ <u>480,082,086</u>
Bond Debt Service Payments	<u>264,962</u>	<u>264,962</u>
Subtotal, Debt Service	\$ <u>264,962</u>	\$ <u>264,962</u>
Less Interagency Contracts	\$ <u>275,479,896</u>	\$ <u>275,723,313</u>
TOTAL, ARTICLE II - HEALTH AND HUMAN SERVICES	\$ <u><u>267,039,772</u></u>	\$ <u><u>204,623,735</u></u>

¹ Appropriation figures in HB 1, Conference Committee Report, 80th Legislature, Regular Session, have been adjusted to incorporate certain provisions elsewhere in agency bill patterns, certain Article IX appropriations, Governor’s vetoes, HB 15, and other miscellaneous bills. For specific adjustments, please see agency bill patterns.

**RECAPITULATION - ARTICLE II
HEALTH AND HUMAN SERVICES
(All Funds)¹**

	For the Years Ending	
	August 31, 2008	August 31, 2009
Department of Aging and Disability Services	\$ 5,724,783,907	\$ 5,918,791,079
Department of Assistive and Rehabilitative Services	566,634,004	594,967,399
Department of Family and Protective Services	1,262,204,368	1,298,093,441
Department of State Health Services	2,668,219,245	2,607,495,620
Health and Human Services Commission	17,206,135,309	14,048,422,463
Contingency Appropriations	94,727,219	158,446,059
Total	<u>17,300,862,528</u>	<u>14,206,868,522</u>
Subtotal, Health and Human Services	<u>\$ 27,522,704,052</u>	<u>\$ 24,626,216,061</u>
Retirement and Group Insurance	473,068,656	495,300,857
Social Security and Benefit Replacement Pay	<u>158,554,182</u>	<u>161,361,300</u>
Subtotal, Employee Benefits	<u>\$ 631,622,838</u>	<u>\$ 656,662,157</u>
Bond Debt Service Payments	30,688,121	35,941,436
Lease Payments	<u>6,781,820</u>	<u>6,538,364</u>
Subtotal, Debt Service	<u>\$ 37,469,941</u>	<u>\$ 42,479,800</u>
Less Interagency Contracts	<u>\$ 275,479,896</u>	<u>\$ 275,723,313</u>
TOTAL, ARTICLE II - HEALTH AND HUMAN SERVICES	<u>\$ 27,916,316,935</u>	<u>\$ 25,049,634,705</u>
Number of Full-Time-Equivalents (FTE)	52,497.8	52,987.3

¹ Appropriation figures in HB 1, Conference Committee Report, 80th Legislature, Regular Session, have been adjusted to incorporate certain provisions elsewhere in agency bill patterns, certain Article IX appropriations, Governor’s vetoes, HB 15, and other miscellaneous bills. For specific adjustments, please see agency bill patterns.

ARTICLE III

EDUCATION

Sec. 1. The several sums of money herein specified, or so much thereby as may be necessary, are appropriated out of any funds in the State Treasury not otherwise appropriated, or out of special funds as indicated, for the support, maintenance, or improvement of the designated agencies and institutions of education.

TEXAS EDUCATION AGENCY

	For the Years Ending	
	August 31, 2008	August 31, 2009
Method of Financing:		
<u>General Revenue Fund</u>		
General Revenue Fund	\$ 332,976,404	\$ 312,938,765
Available School Fund No. 002, estimated	977,100,000	1,502,400,000
State Textbook Fund No. 003, estimated	499,290,558	2,094,718
Foundation School Fund No. 193, estimated	11,801,915,155	13,575,894,701
Certification and Assessment Fees (General Revenue Fund), estimated	26,421,434	26,538,433
GR MOE for Temporary Assistance for Needy Families	2,000,000	2,000,000
Lottery Proceeds, estimated	1,034,800,000	1,039,900,000
Educator Excellence Fund No. 5135	97,500,000	245,281,457
Subtotal, General Revenue Fund	<u>\$ 14,772,003,551</u>	<u>\$ 16,707,048,074</u>
<u>General Revenue Fund - Dedicated</u>		
Telecommunications Infrastructure Fund No. 345	96,487,000	0
Read to Succeed Account No. 5027	38,198	29,198
YMCA License Plates Account No. 5089	1,673	673
Knights of Columbus Plates No. 5118	11,898	10,898
Share the Road Plates No. 5121	51,371	45,371
Subtotal, General Revenue Fund - Dedicated	<u>\$ 96,590,140</u>	<u>\$ 86,140</u>
<u>Federal Funds</u>		
Federal Health, Education and Welfare Fund No. 148	2,860,582,484	2,860,582,484
Federal School Lunch Fund No. 171	1,295,391,475	1,411,976,708
Federal Funds	24,492,028	24,492,028
Subtotal, Federal Funds	<u>\$ 4,180,465,987</u>	<u>\$ 4,297,051,220</u>
<u>Other Funds</u>		
Appropriated Receipts, estimated	973,700,000	1,020,500,000
Property Tax Relief Fund, estimated	4,231,466,000	3,846,492,000
State Highway Fund No. 006	50,000,000	50,000,000
Permanent School Fund No. 044	11,602,676	11,602,676
Interagency Contracts	4,668,220	4,668,220
Subtotal, Other Funds	<u>\$ 5,271,436,896</u>	<u>\$ 4,933,262,896</u>
Total, Method of Financing	<u><u>\$ 24,320,496,574</u></u>	<u><u>\$ 25,937,448,330</u></u>
Other Direct and Indirect Costs Appropriated Elsewhere in this Act	\$ 2,104,508	\$ 2,133,633

**This bill pattern represents an estimated 41.9%
of this agency's estimated total available
funds for the biennium.**

TEXAS EDUCATION AGENCY
(Continued)

Number of Full-Time-Equivalents (FTE): ¹	991.3	999.3
Schedule of Exempt Positions:		
Commissioner of Education, Group 6 ²	\$180,000	\$180,000
Items of Appropriation:		
A. Goal: PROGRAM LEADERSHIP		
A.1.1. Strategy: FSP - EQUALIZED OPERATIONS ³ Foundation School Program - Equalized Operations.	\$ 18,515,265,575	\$ 19,822,604,488
A.1.2. Strategy: FSP - EQUALIZED FACILITIES Foundation School Program - Equalized Facilities.	\$ 752,000,000	\$ 820,700,000
A.2.1. Strategy: STUDENT SUCCESS ⁴ Statewide Initiatives to Further Student Achievement.	\$ 518,854,139	\$ 521,531,811
A.2.2. Strategy: ACHIEVEMENT OF STUDENTS AT RISK ⁵ Resources for Low-income and Other At-risk Students.	\$ 1,323,571,531	\$ 1,323,571,531
A.2.3. Strategy: STUDENTS WITH DISABILITIES Resources for Mentally/Physically Disabled Students.	\$ 937,177,878	\$ 937,177,878
A.2.4. Strategy: SCHOOL IMPROVEMENT & SUPPORT PGMS ⁶ Grants for School and Program Improvement and Innovation.	\$ 251,332,247	\$ 398,813,704
A.2.5. Strategy: ADULT EDUCATION & FAMILY LITERACY	<u>\$ 62,951,575</u>	<u>\$ 62,951,575</u>
Total, Goal A: PROGRAM LEADERSHIP	<u>\$ 22,361,152,945</u>	<u>\$ 23,887,350,987</u>
B. Goal: OPERATIONAL EXCELLENCE		
B.1.1. Strategy: ASSESSMENT & ACCOUNTABILITY SYSTEM ⁷	\$ 93,900,000	\$ 92,900,000
B.2.1. Strategy: EDUCATIONAL TECHNOLOGY ⁸	\$ 27,122,333	\$ 27,222,333
B.2.2. Strategy: SAFE SCHOOLS ⁹ School Safety Programs and Education in Disciplinary Programs.	\$ 61,397,261	\$ 44,889,923
B.2.3. Strategy: CHILD NUTRITION PROGRAMS	\$ 1,309,791,475	\$ 1,426,376,708

¹ Incorporates the following FTE adjustments: (a) Article III, Rider 53, of this Act, due to the enactment of HB 2237, 80th Legislature, Regular Session, resulting in an increase to the FTE cap of 13.0 in each year of the 2008-09 biennium; (b) Article IX, § 19.100, of this Act, due to the enactment of SB 1031, 80th Legislature, Regular Session, resulting in an increase to the FTE cap of 15.0 in FY 2008 and 23.0 in FY 2009; (c) Article IX, § 19.25, of this Act, due to the enactment of SB 9, 80th Legislature, Regular Session, resulting in an increase to the FTE cap of 29.0 in each year of the 2008-09 biennium; and (d) Article IX, § 18.02 (c), of this Act, relating to data center consolidation, which reduces the FTE cap by 12.0 in each year of the 2008-09 biennium.

² Salary amount increased from \$164,748, pursuant to Article IX, § 3.05, of this Act, and Governor’s letter dated September 26, 2007.

³ Incorporates the passage of HB 2, 80th Legislature, Regular Session, relating to school district property tax relief, which includes \$2,724,934,000 in Foundation School Funds and \$4,231,466,000 in Property Tax Relief Funds (Other Funds) in FY 2008 and \$3,388,208,000 in Foundation School Funds and \$3,846,492,000 in Property Tax Relief Funds (Other Funds) in FY 2009.

⁴ Incorporates Article IX, § 13.10, of this Act, relating to revenue from Anthropos specialty license plates, in the amount of \$25,000 in General Revenue Funds in FY 2009, and Article IX, § 19.111, of this Act, relating to Early Childhood Education, in the amount of \$1,000,000 in Other Funds in each year of the 2008-09 biennium.

⁵ Federal Funds appropriation amounts modified to correct error.

⁶ Incorporates Article IX, § 19.114, of this Act, relating to Communities in Schools, in the amount of \$500,000 in General Revenue Funds in each year of the 2008-09 biennium.

⁷ Incorporates Article IX, § 19.100, of this Act, due to the enactment of SB 1031, 80th Legislature, Regular Session, relating to end-of-course assessments, resulting in an increase to strategy appropriations of \$4,400,000 in General Revenue Funds in FY 2008 and \$8,400,000 in General Revenue Funds in FY 2009.

⁸ Incorporates Article IX, § 19.53, of this Act, due to the enactment of HB 2864, 80th Legislature, Regular Session, relating to technology-based instruction, resulting in an increase to strategy appropriations of \$3,900,000 in General Revenue Funds in FY 2008 and \$4,000,000 in General Revenue Funds in FY 2009.

⁹ Incorporates Article IX, § 19.86, of this Act, due to the enactment of SB 7, 80th Legislature, Regular Session, relating to automated external defibrillators (AEDs), resulting in an increase to strategy appropriations of \$9,500,000 in General Revenue Funds in FY 2008 and \$500,000 in General Revenue Funds in FY 2009. Also incorporates Article IX, § 19.109, of this Act, due to the enactment of SB 8, 80th Legislature, Regular Session, relating to steroid testing, resulting in an increase to strategy appropriations of \$6,000,000 in General Revenue Funds in FY 2008.

TEXAS EDUCATION AGENCY
(Continued)

B.2.4. Strategy: WINDHAM SCHOOL DISTRICT Educational Resources for Prison Inmates.	\$ 59,425,745	\$ 59,425,744
B.3.1. Strategy: IMPROVING TEACHER QUALITY Funds for Teacher Training and Education Service Centers.	\$ 276,760,548	\$ 276,760,548
B.3.2. Strategy: AGENCY OPERATIONS ¹⁰	\$ 60,699,826	\$ 60,517,179
B.3.3. Strategy: STATE BOARD FOR EDUCATOR CERT OPS ¹¹ State Board for Educator Certification Operations.	\$ 11,385,914	\$ 10,929,913
B.3.4. Strategy: CENTRAL ADMINISTRATION	\$ 13,635,537	\$ 13,135,537
B.3.5. Strategy: INFORMATION SYSTEMS - TECHNOLOGY ¹²	\$ 34,162,990	\$ 26,804,458
B.3.6. Strategy: CERTIFICATION EXAM ADMINISTRATION Educator Certification Exam Services - Estimated and Nontransferable.	<u>\$ 11,062,000</u>	<u>\$ 11,135,000</u>
Total, Goal B: OPERATIONAL EXCELLENCE	<u>\$ 1,959,343,629</u>	<u>\$ 2,050,097,343</u>
Grand Total, TEXAS EDUCATION AGENCY	<u>\$ 24,320,496,574</u>	<u>\$ 25,937,448,330</u>

Object-of-Expense Informational Listing:

Salaries and Wages	\$ 56,682,172	\$ 55,662,077
Other Personnel Costs	1,805,678	1,805,678
Professional Fees and Services	165,894,863	159,484,364
Fuels and Lubricants	6,923	6,923
Consumable Supplies	438,075	438,075
Utilities	122,704	122,704
Travel	1,429,993	1,429,993
Rent - Building	318,101	318,101
Rent - Machine and Other	1,627,263	1,627,263
Other Operating Expense	511,883,982	14,992,075
Client Services	7,890,965	7,890,965
Grants	23,568,131,707	25,691,303,483
Capital Expenditures	<u>4,264,148</u>	<u>2,366,629</u>
Total, Object-of-Expense Informational Listing	<u>\$ 24,320,496,574</u>	<u>\$ 25,937,448,330</u>

Estimated Allocations for Employee Benefits and Debt Service Appropriations Made Elsewhere in this Act:

Employee Benefits

Retirement	\$ 2,915,993	\$ 2,971,685
Group Insurance	8,167,114	8,525,530
Social Security	3,654,855	3,707,712
Benefits Replacement	<u>274,319</u>	<u>260,603</u>
Subtotal, Employee Benefits	<u>\$ 15,012,281</u>	<u>\$ 15,465,530</u>

¹⁰ Incorporates Article IX, § 19.100, of this Act, due to the enactment of SB 1031, 80th Legislature, Regular Session, relating to end-of-course assessments, resulting in an increase to strategy appropriations of \$1,600,000 in each year of the 2008-09 biennium. Also incorporates Article IX, § 19.53, of this Act, due to the enactment of HB 2864, 80th Legislature, Regular Session, relating to technology-based instruction, resulting in an increase to strategy appropriations of \$100,000 in General Revenue Funds in FY 2008 and \$150,000 in General Revenue Funds in FY 2009.

¹¹ Incorporates Article IX, § 19.25, of this Act, due to the enactment of SB 9, 80th Legislature, Regular Session, relating to criminal history checks for public education employees, resulting in an increase to strategy appropriations of \$5,415,367 in Certification Fee revenue, \$429,000 in Criminal History Background Check Fee revenue, and \$1,000,000 in General Revenue Funds in FY 2008, and \$5,959,367 in Certification Fee revenue and \$429,000 in Criminal History Background Check Fee revenue in FY 2009.

¹² Incorporates the passage of HB 15, 80th Legislature, Regular Session, relating to data center services: § 30 (a)(8) appropriated \$1,295,979 in General Revenue Funds, \$778,098 in Federal Funds, and \$136,277 in Other Funds for the purpose of making payments for data center services, and § 30 (n)(8) appropriated \$371,424 in General Revenue Funds, \$225,144 in Federal Funds, and \$39,432 in Other Funds for the purpose of making payments for data center consolidation hardware upgrades and physical transfer of equipment.

TEXAS EDUCATION AGENCY
(Continued)

<u>Debt Service</u>		
Lease Payments	\$ 101,689	\$ 113,709
Total, Estimated Allocations for Employee Benefits and Debt Service Appropriations Made Elsewhere in this Act	\$ 15,113,970	\$ 15,579,239

- 1. Performance Measure Targets.** The following is a listing of the key performance target levels for the Texas Education Agency. It is the intent of the Legislature that appropriations made by this Act be utilized in the most efficient and effective manner possible to achieve the intended mission of the Texas Education Agency. In order to achieve the objectives and service standards established by this Act, the Texas Education Agency shall make every effort to attain the following designated key performance target levels associated with each item of appropriation.

	<u>2008</u>	<u>2009</u>
A. Goal: PROGRAM LEADERSHIP		
Outcome (Results/Impact):		
Percent of Students Completing High School	94.6%	94.6%
Percent of African-American Students Completing High School	93.3%	93.3%
Percent of Hispanic Students Completing High School	91.8%	91.8%
Percent of White Students Completing High School	97.1%	97.1%
Percent of Asian-American Students Completing High School	97.4%	97.4%
Percent of Native American Students Completing High School	94%	94%
Percent of Economically Disadvantaged Students Completing High School	92%	92%
Percent of Students Graduating under the Distinguished Achievement High School Program	16%	18%
Percent of Students with Disabilities Who Graduate High School	94.6%	94.6%
Percent of Eligible Students Taking Advanced Placement/International Baccalaureate Exams	22%	23%
Percentage of AP/IB Exams Taken on Which the Score Qualifies for Potential College Credit or Advanced Placement	51.5%	52%
Percent of Students Exiting Bilingual/English as a Second Language Programs Successfully	70%	71%
Percent of Students Retained in Grade 3	3.3%	3.3%
Percent of Students Retained in Grade 5	3.3%	3.4%
Percent of Students Retained in Grade 8	2.1%	3.9%
Percent of Students in State-funded Optional Extended-year Programs Promoted to the Next Grade Level as a Result of the Program	92.5%	93%
Percent of Adult Learners Who Complete the Level in Which They Are Enrolled	73%	74%
Percent of Parents Participating in AVANCE Programs Who Complete the Adult Education Level at Which They Are Enrolled	52%	55%
Percent Campuses That Meet Adequate Yearly Progress	75%	70%
A.1.1. Strategy: FSP - EQUALIZED OPERATIONS		
Output (Volume):		
Total Average Daily Attendance (ADA) - Includes Regular and Charter Schools	4,344,003	4,431,310
Total Average Daily Attendance (ADA) - Open-enrollment Charter Schools Only	77,429	83,180
Number of Students Served by Compensatory Education Programs and Services	2,363,652	2,433,786
Number of Textbooks and Digital Content Purchased from Conforming Lists	8,090,399	8,570,928
Number of Textbooks and Digital Content Purchased from Nonconforming Lists	898,933	952,325
Explanatory:		
Special Education Full-time Equivalents (FTEs)	159,482	161,946
Compensatory Education Average Daily Attendance	2,612,412	2,702,147
Career and Technology Education Full-time Equivalents (FTEs)	166,379	167,857
Bilingual Education/English as a Second Language Average Daily Attendance	627,416	653,873
Gifted and Talented Average Daily Attendance	212,759	216,765
A.1.2. Strategy: FSP - EQUALIZED FACILITIES		
Output (Volume):		
Number of Districts Receiving IFA	412	430
Total Amount of State and Local Funds Allocated for Debt for Facilities (Billions)	3.39	3.67

TEXAS EDUCATION AGENCY
(Continued)

A.2.1. Strategy: STUDENT SUCCESS

Output (Volume):

Number of Students Served in Prekindergarten Grant Programs	46,727	46,727
Number of Students Participating in the Student Success Initiative Accelerated Reading Program	450,000	500,000
Number of Students in Tech-prep Programs	160,000	160,000
Number of Students Served in Summer School Programs for Limited English-proficient Students	53,000	54,000

A.2.2. Strategy: ACHIEVEMENT OF STUDENTS AT RISK

Output (Volume):

Number of Title I Campuses Rated Exemplary or Recognized	1,511	1,661
--	-------	-------

A.2.3. Strategy: STUDENTS WITH DISABILITIES

Output (Volume):

Number of Students Served by Regional Day Schools for the Deaf	4,959	5,059
Number of Students Served by Statewide Programs for the Visually Impaired	8,226	8,458

A.2.4. Strategy: SCHOOL IMPROVEMENT & SUPPORT PGMS

Output (Volume):

Number of Pregnant Teens and Teen Parents Served by Teen Pregnancy and Parenting Programs	26,000	27,000
Number of Students Served by State-funded Optional Extended-year Programs	176,000	176,500
Number of Case-Managed Students Participating in Communities in Schools	75,000	75,000

Efficiencies:

Average State Cost Per Communities in Schools Participant	268	268
---	-----	-----

Explanatory:

Number of Open-enrollment Charter Schools	208	213
---	-----	-----

A.2.5. Strategy: ADULT EDUCATION & FAMILY LITERACY

Output (Volume):

Number of Students Served through State Adult Education Cooperatives	147,000	148,000
--	---------	---------

B. Goal: OPERATIONAL EXCELLENCE

Outcome (Results/Impact):

Percent of Students Passing All Tests Taken	71%	73%
Percent of African-American Students Passing All Tests Taken	53%	56%
Percent of Hispanic Students Passing All Tests Taken	59%	61%
Percent of White Students Passing All Tests Taken	87%	90%
Percent of Asian-American Students Passing All Tests Taken	91%	93%
Percent of Native American Students Passing All Tests Taken	78%	81%
Percent of Economically Disadvantaged Students Passing All Tests Taken	61%	63%
Percent of Students Passing TAKS Reading	91%	92%
Percent of Students Passing TAKS Mathematics	79%	81%
Percent of Students Whose Assessment Results Are Included in the State Accountability System	93%	93%
Percent of Special Education Students Who Are Tested and Included in the State Accountability System	91%	91%
Percent of Limited English-proficient Students Who Are Tested and Included in the State Accountability System	85%	85%
Annual Statewide Dropout Rate for All Students	2.8%	2.8%
Percent of Districts Rated Exemplary or Recognized	23%	8%
Percent of Campuses Rated Exemplary or Recognized	40%	22%
Percent of Districts Rated Academically Unacceptable in the Prior Year Which Earn an Academically Acceptable or Higher Accreditation Rating in the Current Year	75%	70%
Percent of Campuses Rated Low-performing in the Prior Year Which Earn an Academically Acceptable or Higher Accreditation Rating in the Current Year	65%	60%
Percent of Charter Schools Rated Academically Unacceptable	24%	28%
Annual Drug Use and Violence Incident Rate on School Campuses, Per 1,000 Students	22.5	23
Percent of Incarcerated Students Who Complete the Level in Which They Are Enrolled	34%	34%
Percent of Eligible Windham Inmates Who Have Been Served by a Windham Education Program during the Past Five Years	87%	87%

TEXAS EDUCATION AGENCY
(Continued)

Percent of Formula Grant Applications Processed within 60 Days	76%	80%
Percent of Discretionary Grant Applications Processed within 60 Days	58%	60%
Percent of School District Annual Textbook Orders Processed by May 31	92%	93%
% Eligible Campuses Awarded Grants under Awards for Student Achievement Program	93.5%	95%
Teacher Retention Rate at Campuses Participating in the Awards for Student Achievement Program	81.7	84.41
Percent Eligible Districts Awarded Grant under Educator Excellence Awards Program	0%	65%
Teacher Retention Rate at Campuses Participating in the Educator Excellence Awards Program	0	86
B.2.2. Strategy: SAFE SCHOOLS		
Output (Volume):		
Number of Students in Disciplinary Alternative Education Programs (DAEPs)	102,350	102,850
B.2.4. Strategy: WINDHAM SCHOOL DISTRICT		
Output (Volume):		
Number of Contact Hours Received by Inmates within the Windham School District	16,638,655	16,638,655
Number of Offenders Passing General Education Development (GED) Tests	4,397	4,397
Efficiencies:		
Average Cost Per Contact Hour in the Windham School District	3.52	3.52
B.3.2. Strategy: AGENCY OPERATIONS		
Output (Volume):		
Number of LEAs Participating in Interventions Related to Student Assessment Participation	55	50
Number of Certificates of High School Equivalency (GED) Issued	31,955	31,877
Efficiencies:		
Performance in Excess of Assigned Benchmark (Internal Managers)	101%	101%
Explanatory:		
Average Percent Equity Holdings in the Permanent School Fund (PSF)	75%	75%
Market Value of the Financial Assets of the Permanent School Fund (PSF) in Billions	25.5	26.6

2. **Capital Budget.**¹³ None of the funds appropriated above may be expended for capital budget items except as listed below. The amounts shown below shall be expended only for the purposes shown and are not available for expenditure for other purposes. Amounts appropriated above and identified in this provision as appropriations either for "Lease payments to the Master Lease Purchase Program" or for items with an "(MLPP)" notation shall be expended only for the purposes of making lease-purchase payments to the Texas Public Finance Authority pursuant to the provisions of Government Code § 1232.103.

In order to maximize the use of federal matching, maintenance of effort and grant funds, the Texas Education Agency is hereby authorized to adjust amounts within the method of financing below, not to exceed the total Capital Budget method of financing except as provided elsewhere in this Act. General revenue and other state fund appropriations made herein may be offset with federal funds and fees collected.

	2008	2009
a. Acquisition of Information Resource Technologies		
(1) Hardware Software Infrastructure	\$ 1,319,810	\$ 1,189,180
(2) Texas Records Exchange - a.k.a. HB1 – Electronic Student Records System	300,000	300,000
(3) HB1 Public Access to PEIMS Data /Agency Internet Renovation	100,000	100,000
(4) FSP Re-Write, a.k.a.HB1 – Public School Finance & Property Tax Relief	902,056	574,762
(5) Consolidated Entitlements Management System (CEMS)	1,071,000	1,122,000
(6) EMAT Redesign	700,000	0
(7) PEIMS Redesign	4,800,000	0

¹³ Incorporates Article IX, § 18.02 (e), of this Act, relating to data center consolidation, which requires data center services expenditures to be categorized as a capital budget item.

TEXAS EDUCATION AGENCY
(Continued)

(8) ISAS Database Conversion	1,633,531	0
(9) Data Center Consolidation	<u>\$ 7,232,283</u>	<u>\$ 6,407,206</u>
Total, Acquisition of Information Resource Technologies	<u>\$ 18,058,680</u>	<u>\$ 9,693,148</u>
Total, Capital Budget	<u><u>\$ 18,058,680</u></u>	<u><u>\$ 9,693,148</u></u>

Method of Financing (Capital Budget):

General Revenue Fund	\$ 7,757,972	\$ 3,346,214
State Textbook Fund No. 003	903,357	181,054
Permanent School Fund No. 044	627,017	558,250
Federal Health, Education and Welfare Fund No. 148	6,797,161	3,862,535
Foundation School Fund No. 193	1,030,019	923,151
Federal Funds	146,676	112,816
Certification and Assessment Fees (General Revenue Fund)	<u>796,478</u>	<u>709,128</u>
Total, Method of Financing	<u><u>\$ 18,058,680</u></u>	<u><u>\$ 9,693,148</u></u>

- 3. Foundation School Program and Instructional Materials Funding.**¹⁴ Out of the funds appropriated above, a total of \$19,409,700,000 in fiscal year 2008 and \$20,780,700,000 in fiscal year 2009 shall represent the sum-certain appropriation to the Foundation School Program. The total appropriation may not exceed the sum-certain amount. This appropriation includes allocations under Chapters 41, 42 and 46 of the Texas Education Code, as well as allocations for textbooks, the technology allotment, and educator salary increases.

Formula Funding: The Commissioner shall make allocations to local school districts under Chapters 41, 42 and 46 based on the March 2007 estimates of average daily attendance and local district tax rates as determined by the Legislative Budget Board and the final 2006 property values. Property values shall be increased by 7.09 percent for fiscal year 2009.

For purposes of distributing the Foundation School Program basic tier state aid appropriated above and in accordance with §42.101 and §42.302(a-1)(1) of the Texas Education Code, the Basic Allotment is \$3,135 in 2008 and \$3,218 in 2009, and the Guaranteed Yield is \$36.45 in 2008 and \$37.42 in 2009.

For purposes of distributing the Foundation School Program enrichment tier state aid appropriated above and in accordance with §41.002(a)(2) and §42.302(a-1)(2) of the Texas Education Code, the Guaranteed Yield is \$46.94 in 2008 and \$50.98 in 2009.

Notwithstanding any other provision of this Act, the Texas Education Agency may make transfers as appropriate between Strategy A.1.1, FSP-Equalized Operations, and Strategy A.1.2, FSP-Equalized Facilities. The TEA shall notify the Legislative Budget Board and the Governor of any such transfers at least 45 days prior to the transfer.

State Cost of Property Tax Relief: Included in the appropriations above are amounts that represent the state cost of property tax relief under a state compression percentage of 0.6667, estimated to be \$6,956,400,000 in fiscal year 2008 and \$7,234,700,000 in fiscal year 2009.

Textbooks and Technology Allotment: Included in the sum-certain amounts above in fiscal year 2008 is \$496,495,840 for textbooks, any unexpended balance of which, as of August 31, 2008, is hereby appropriated for fiscal year 2009 for the same purpose. Also included in the sum-certain amounts above is \$130,300,000 in fiscal year 2008 and \$132,700,000 in fiscal year 2009 for payment of the technology allotment to school districts.

Educator Salary Increases: Included in the sum-certain amounts above is \$138,600,000 in fiscal year 2008 and \$141,400,000 in fiscal year 2009 for educator salary increases.

¹⁴ Rider modified to reflect incorporation of amounts appropriated by HB 2, 80th Legislature, Regular Session, relating to school district property tax relief.

TEXAS EDUCATION AGENCY
(Continued)

The Texas Education Agency shall submit reports on the prior month's expenditures on programs described by this rider no later than the 20th day of each month to the Legislative Budget Board and the Governor's Office in a format determined by the Legislative Budget Board in cooperation with the agency.

4. **Foundation School Program Set-Asides.** The programs and their funding levels identified in this rider represent all programs at the Texas Education Agency and other state agencies that are funded with amounts set aside from the Foundation School Program. The amounts listed in this rider are for informational purposes only, and do not constitute an appropriation:

	<u>2008</u>	<u>2009</u>
Gifted and Talented Performance Standards	\$437,500	\$437,500
Juvenile Justice Alternative Education Program	\$11,348,596	\$11,644,056
Early Childhood Intervention	\$16,498,102	\$16,498,102
Extended Year Programs	\$15,300,000	\$15,300,000
Investment Capital Fund	\$4,497,478	\$4,497,478
LEP Student Success Initiative	\$9,700,000	\$9,700,000
Communities in Schools	\$15,930,976	\$15,630,976
Teen Parenting Education Programs	\$10,000,000	\$10,000,000
TAKS Assessments and Study Guides	\$58,493,703	\$53,493,703
MATHCOUNTS Program	\$200,000	\$200,000
TOTAL, FSP Set-Asides	\$142,406,355	\$137,401,815

5. **Transportation Cost Allotment.** Pursuant to § 42.155 of the Texas Education Code, the appropriation for funding regular transportation programs for the 2007-08 and 2008-09 school years shall be calculated on the following basis:

Linear Density Grouping	Allocation Per Mile of Approved Route
2.40 and above	\$1.43
1.65 to 2.40	1.25
1.15 to 1.65	1.11
.90 to 1.15	.97
.65 to .90	.88
.40 to .65	.79
up to .40	.68

Pursuant to § 42.155 of the Texas Education Code, the maximum mileage rate for special education transportation shall be \$1.08 per mile. Private transportation rates shall be \$0.25 per mile or a maximum of \$816 per pupil for both special education and isolated areas as defined in sub-sections 42.155(g) and 42.155(e).

6. **Windham Schools.** The funds appropriated above in Strategy B.2.4, Windham School District, are to be expended only for academic and vocational educational programs approved by the Texas Education Agency. The Commissioner of Education shall allocate funds to the Windham Schools based on contact hours for the best 180 of 210 school days in each year of the biennium. The contact hour rates for the 2008-09 biennium are the following: \$3.97558 for academic education, \$3.24582 for vocational education.

The Windham School District shall use funds appropriated above to serve those students whose participation will help achieve the goals of reduced recidivism and the increased success of former inmates in obtaining and maintaining employment. To achieve these goals, younger offenders with the lowest educational levels and the earliest projected release or parole eligibility dates should receive high priority. This policy shall not preclude the Windham School District from serving other populations according to needs and resources. The Windham School District will report to the Eighty-first Legislature regarding its effort and success in implementing this prioritization.

7. **Appropriation of Audit Adjustments, Settle-Up Funds and Attendance Credit Revenues.** When reviews and audits of allocations to school districts reveal the allocations previously made were greater or less than the amounts found to be due, the Texas Education Agency is authorized to recover or pay the sums necessary to adjust to the correct amounts. All such amounts recovered shall become a part of the Foundation School Fund or General Revenue

TEXAS EDUCATION AGENCY
(Continued)

Fund, and the amounts necessary to make such additional payments to the school districts are hereby appropriated from the Foundation School Fund or General Revenue Fund.

All funds received from local school districts as recovery for overpayment pursuant to the provisions of § 42.258 of the Texas Education Code are hereby appropriated to the Texas Education Agency for distribution to local school districts for Foundation School Program purposes.

All unexpended balances and all funds received from the payment of school districts for attendance credits in excess of the amounts appropriated above pursuant to the provisions of § 41.094 of the Texas Education Code, are hereby appropriated to the Texas Education Agency for distribution to school districts for Foundation School Program purposes.

8. **State Textbook Fund.** Except as explicitly allowed elsewhere in this Act, any amount expended for Textbook Administration, including new textbooks, rebinding, and other related expenses, shall be paid out of the State Textbook Fund appropriated for that purpose. A transfer of funds from the Available School Fund to the State Textbook Fund is authorized in an amount which, together with other revenues of the State Textbook Fund, is sufficient to finance the sum-certain appropriation from the State Textbook Fund for each fiscal year. Penalties assessed by the State Board of Education shall be deposited to the credit of the Textbook Fund.
9. **Day-care Expenditures.** It is expressly provided that the pre-school day care programs, such as the Early Childhood Program for Educationally Disadvantaged Children and Special Education and Training for Pre-School Children with Disabilities administered by the Texas Education Agency, are day-care programs. The funds expended in those programs on behalf of children meeting eligibility requirements in accordance with interagency contracts with the Texas Education Agency under the day care program of the Social Security Act shall be considered as expenditures for day care.
10. **Loss Due to Property Value Decline.**
 - a. The Commissioner of Education is authorized to distribute no more than \$26,000,000 in each fiscal year under § 42.2521 of the Texas Education Code, to the extent that excess funds are available under the Foundation School Program.

It is the intent of the Legislature that, in expending these funds by making adjustments in the local share under § 42.2521, that the Commissioner shall consider only the amount of property value decline in each school district that is in excess of 4 percent in taxable values.
 - b. Except as expressly provided by this rider, and notwithstanding the limitations in Rider 31, Limitation: Transfer Authority, none of the funds in this rider may be expended for any other purpose.
 - c. It is the intent of the Legislature that any excess funds available under the Foundation School Program be applied first to fund adjustments under § 42.2521 of the Texas Education Code, second to fund adjustments under § 42.2522, and third to fund adjustments under § 42.2531.
11. **State Level Professional Development for School Personnel and Parents of Students with Autism.** It is the intent of the Legislature that the Texas Education Agency continue to implement state level professional development for school personnel and parents of students with autism. A sum not to exceed \$150,000 in each fiscal year shall be expended for this purpose.
12. **Student Testing Program.** The Commissioner shall use the Federal Funds appropriated above in Strategy B.1.1, Assessment and Accountability System, to cover the cost of preparing, administering and grading assessment instruments in the student testing program. In accordance with the provisions of § 42.152 and Chapter 39, Subchapter B of the Texas Education Code, the funds appropriated from the Foundation School Fund for the Compensatory Education allotment may be used for any remaining assessment costs, in amounts not to exceed the General Revenue amounts appropriated above in Strategy B.1.1, Assessment and Accountability System.

TEXAS EDUCATION AGENCY
(Continued)

Out of funds appropriated above in Strategy B.1.1, Assessment and Accountability System, the Commissioner shall evaluate the cost effectiveness of the current system of study guide materials and applications. Based on the results of the evaluation, the Commissioner shall make any changes to the system that reduce its cost without impairing the ability of students to obtain necessary assistance in studying for the state assessments. The Commissioner shall report the results of the evaluation and any system changes made to the Eighty-first Legislature.

- 13. Reimbursement of Advisory Committee Members.** Pursuant to Government Code § 2110.004 reimbursement of expenses for advisory committee members, out of the funds appropriated above, is limited to the following advisory committees:

- a. Title 1, Committee of Practitioners/Ed Flex State Panel
- b. Continuing Advisory Committee for Special Education
- c. Communities in Schools State Advisory Committee
- d. State Textbook Advisory Committee
- e. Policy Committee for Public Education Information

It is the intent of the Legislature that advisory committees of the Texas Education Agency use videoconferencing technology to conduct meetings in lieu of physical assembly whenever possible.

- 14. Vacation Leave for Commissioner of Education.** Notwithstanding any provision of the General Appropriations Act to the contrary, the Commissioner of Education is entitled to accrue and carry forward vacation leave at the highest rate authorized for employees by the General Provisions of this Act.
- 15. Reporting on Program Transfers to Regional Education Service Centers.** At the end of each fiscal year, the Commissioner shall submit a report to the Legislative Budget Board and the Governor describing all programs and funding amounts transferred to Regional Education Service Centers during the fiscal year. The report shall identify instances in which a transfer added to the administrative cost of a program and any evidence suggesting that a transfer delayed the distribution of program funds to school districts. No funds transferred to Regional Education Service Centers or to school districts may be used to hire a registered lobbyist.
- 16. Regional Day Schools for the Deaf.** Funds appropriated above for Regional Day Schools for the Deaf shall be allocated on a weighted full time equivalent basis. Notwithstanding other provisions of this Act, if the allocations total more than \$33,133,200 in each fiscal year, the Commissioner shall transfer sufficient amounts from other available funds to provide the full allocation.
- 17. Summer School for Children with Limited English Proficiency.** Out of Federal Funds appropriated for Strategy A.2.2, Achievement of Students at Risk, \$3,800,000 in each fiscal year is allocated for summer school programs for children with limited English proficiency as authorized under § 29.060 of the Texas Education Code.
- 18. Statewide Services for Students With Visual Impairments.** Out of funds appropriated for Strategy A.2.3, Students with Disabilities, \$5,655,268 in each fiscal year is allocated for statewide services for students with visual impairments as authorized under § 30.002 of the Texas Education Code.
- 19. Non-educational Community-based Support Services.** Out of funds appropriated for Strategy A.2.3, Students with Disabilities, \$987,300 in each fiscal year is allocated for non-educational community-based support services for certain students with disabilities as authorized under § 29.013 of the Texas Education Code.
- 20. Professional Development for the Provision of Access to the General Curriculum for Students with Disabilities in the Least Restrictive Environment.** Out of the federal discretionary funds awarded to the Texas Education Agency through the Individuals with Disabilities Education Act (IDEA), Part B and appropriated above, the Commissioner shall set aside 10.5 percent during the biennium to fund capacity building projects, including follow-up professional development and support, for school districts to provide access to the general curriculum for students with disabilities in the least restrictive environment.

TEXAS EDUCATION AGENCY
(Continued)

21. **Appropriation for State Schools.** Out of General Revenue related funds appropriated above in Strategy A.2.3, Students with Disabilities, an amount not to exceed \$110,000 in each fiscal year is allocated for payments to state operated schools under §§ 30.025 and 30.056 of the Texas Education Code.
22. **Estimated Appropriation for Incentive Aid.** Out of Foundation School Program funds appropriated above, the Commissioner may allocate an estimated amount of \$1,500,000 in each fiscal year for incentive aid payments under Subchapter G of Chapter 13 of the Texas Education Code.
23. **Payments to Texas School for the Blind and Visually Impaired and Texas School for the Deaf.** Pursuant to § 30.003(g) of the Texas Education Code, the State Board of Education shall adopt rules that ensure that all local school districts whose students are placed at the Texas School for the Blind and Visually Impaired and the Texas School for the Deaf shall share in the cost of each student's education as required by § 30.003(a). It is the intent of the Legislature that school districts subject to Chapter 41, Texas Education Code, reimburse the Texas School for the Blind and Visually Impaired and the Texas School for the Deaf from the General Operating Fund of those districts within 60 days of receipt of a voucher from the receiving school.

For all discretionary grants of state or federal funds by the Texas Education Agency, the Texas School for the Blind and Visually Impaired and the Texas School for the Deaf shall be considered independent school districts for purposes of eligibility determination, unless the Commissioner of Education and the school Superintendents mutually agree to an alternate consideration.

Out of federal IDEA-B discretionary funds appropriated above, the Texas Education Agency shall transfer via interagency contract \$1,296,981 in fiscal year 2008 and \$1,297,581 in fiscal year 2009 to the Texas School for the Blind and Visually Impaired, and \$457,679 in each year of the 2008-09 biennium to the Texas School for the Deaf, to support classroom instruction.

24. **Permanent School Fund.** In its annual report on the Permanent School Fund, completed by February 28 of each year, the Texas Education Agency shall report on the actual and projected costs of administering the Permanent School Fund for the year covered by the report and the following three years.

The Commissioner may establish an incentive compensation plan for Permanent School Fund staff employed by the agency. Payments may be from amounts appropriated to the agency for purposes of administration of the Fund and must be based on investment performance standards set prior to the beginning of the period for which any additional compensation is paid. When warranted, total compensation for PSF staff may exceed the state classification salary schedule by virtue of incentive compensation payments.

The Commissioner shall notify the Legislative Budget Board and the Governor of adoption of a compensation plan under this rider at least 30 days before the initiation of the plan. There is no intention for payments made pursuant to the plan to be eligible compensation for ERS pension plan purposes, and any payments made pursuant to the plan are to be considered fringe benefits and not base pay or otherwise eligible compensation for ERS pension plan purposes.

Any unexpended funds appropriated from the Permanent School Fund as of August 31, 2008 are hereby appropriated to fiscal year 2009 for the same purposes.

25. **Texas Advanced Placement Incentive Program.** Out of the funds appropriated above in Strategy A.2.1, Student Success, \$14,200,000 in fiscal year 2008 and \$14,200,000 in fiscal year 2009 is allocated for both the pre-Advanced Placement/International Baccalaureate activities and for the Advanced Placement Incentive Program. Any balances on August 31, 2008 are appropriated for the 2009 fiscal year.

In using funds allocated by this rider, the Texas Education Agency shall prioritize the examination fee subsidies for students. For funds allocated by this rider that are used for teacher training, the Texas Education Agency shall give funding priority to teachers at public school campuses that do not offer Advanced Placement/International Baccalaureate courses.

TEXAS EDUCATION AGENCY
(Continued)

It shall be the goal of the Texas Education Agency that Advanced Placement/International Baccalaureate courses are available at as many public school campuses as possible, without regard to the rural/urban status of the campus and the socioeconomic characteristics of its students. For campus incentive awards given under this program, consideration may be given to school districts and charter schools in their 1st or 2nd year of operating an Advanced Placement/International Baccalaureate program.

- 26. MATHCOUNTS and Academic Competitions.** Out of Foundation School Program Gifted and Talented funds appropriated in B.3.1, Improving Teacher Quality, the Commissioner shall set aside \$200,000 in each year of the biennium for the MATHCOUNTS Program. In addition, out of funds appropriated in A.2.1, Student Success, not less than \$500,000 in each fiscal year of 2008-09 biennium shall be allocated to programs that foster academic competition for predominantly high school students.

- 27. Communities in Schools.**¹⁵ Out of funds appropriated above for Strategy A.2.4, School Improvement and Support Programs, \$15,930,976 in State Compensatory Education Funds, \$500,000 in General Revenue Funds, and \$4,842,342 in TANF funds in fiscal year 2008, and \$15,630,976 in State Compensatory Education Funds, \$500,000 in General Revenue Funds, and \$4,842,341 in TANF funds in fiscal year 2009 are allocated for the Communities in Schools Program.

From funds appropriated above, the Texas Education Agency shall conduct a review of the effectiveness of the Communities in Schools program in meeting the needs of at-risk students. Expenditures for the review shall not exceed \$300,000 without the prior approval of the Legislative Budget Board and the Governor. The Texas Education Agency shall submit a report to the Legislature no later than January 15, 2009.

- 28. Extended Year Programs.** Out of Foundation School Program Compensatory Education Funds appropriated in Strategy A.2.4, School Improvement and Support Programs, the Commissioner shall distribute an amount not to exceed \$15,300,000 in fiscal year 2008 and \$15,300,000 in fiscal year 2009 to finance extended year programs under § 42.152(p), Texas Education Code.

- 29. Allocation of Funds to South Texas Independent School District.** Out of funds appropriated above for Strategy A.1.1, FSP - Equalized Operations, the Commissioner of Education shall provide the South Texas Independent School District with adequate access to funding under Tier 2 of the Foundation School Program. The Commissioner shall adjust payments to the South Texas Independent School District to equal an amount to which the district would be entitled at the average effective tax rate in other school districts in Cameron County less the tax rate set by the district itself.

- 30. Appropriations Limited to Revenue Collections.** It is the intent of the Legislature that, for the following fee-supported programs in Goals A, Program Leadership, and B, Operational Excellence, fees, fines, and other miscellaneous revenues as authorized and generated by the Texas Education Agency cover, at a minimum, the cost of the appropriations made to support the programs, as well as the "other direct and indirect costs" associated with those functions appropriated elsewhere in this Act. "Other direct and indirect costs" for these programs are estimated to be \$2,104,508 in fiscal year 2008 and \$2,133,533 in fiscal year 2009 including employee matching costs and other indirect operating costs:

Guaranteed Program for School District Bonds
General Education Development (GED)
Driver Training
Driver Education
Electronic Course Pilot Program
Educator Certification

For each individual fee program listed above with the exception of State Board for Educator Certification functions funded in Strategies B.3.3, B.3.4, and B.3.5, all fees collected in excess of the Comptroller of Public Accounts Biennial Revenue Estimate are hereby appropriated to the Texas Education Agency.

¹⁵ Rider modified to include amounts appropriated by Article IX, § 19.114, of this Act, related to Communities in Schools.

TEXAS EDUCATION AGENCY
(Continued)

In the event that actual and/or projected fee revenue collections are insufficient to offset program costs, the Legislative Budget Board may direct that the Comptroller of Public Accounts reduce the appropriation authority provided herein to be within the amount of fee revenue expected to be available.

- 31. Limitation: Transfer Authority.** Notwithstanding the General Provisions of this Act, none of the funds appropriated above in Goal A, Program Leadership, and Goal B, Operational Excellence, Strategies B.1.1.-B.3.1., may be transferred to Goal B, Strategies B.3.2.-B.3.6.

None of the funds appropriated to the Texas Education Agency for the purpose of funding the Foundation School Program under Chapter 42 and 46, Texas Education Code, may be transferred to any other item of appropriation or expended for any other purpose unless the Commissioner of Education provides written notice to the Legislative Budget Board and to the Governor of intent to transfer such funds at least 45 days prior to the execution of the transfer. Such transfers from the Foundation School Program to other items of appropriation shall not exceed \$10 million in each fiscal year of the 2008-09 biennium. Any unexpended and unencumbered balances remaining after the last day of a fiscal year in any of the appropriations made for a purpose described by this provision shall lapse and accrue to the benefit of the unappropriated balance of the General Revenue Fund after taking into account the "settle-up" provision found in § 42.253 (i), Texas Education Code.

To the extent necessary to avoid reductions in state aid as authorized by § 42.253(h), Texas Education Code, the Commissioner of Education is authorized to transfer Foundation School Program funds from fiscal year 2009 to fiscal year 2008. Such transfers are subject to prior approval by the Governor and the Legislative Budget Board. The Comptroller of Public Accounts shall cooperate as necessary to assist the completion of a transfer and spending made under this section.

- 32. Additional Funding Sources.** If the appropriations provided by this Act for the Foundation School Program are not sufficient to provide for expenditures for enrollment growth, district tax rate or taxable value of property, after accounting for any other appropriations made to the TEA and available for transfer for this purpose, the Legislative Budget Board and the Governor may provide for, and are hereby authorized to direct, the transfer of sufficient amounts of funds to the TEA from appropriations made elsewhere in this Act.
- 33. Reduction in Districts Tier One Allotment.** To fund appropriations for programs from the Compensatory Education allotment, the Commissioner of Education shall reduce each district's tier one allotment. The reductions shall be made in the same manner as described for a reduction in allotments under § 42.253, Texas Education Code, and the Commissioner shall allocate funds to each district accordingly.
- 34. Disciplinary Alternative Education Programs.** Out of the funds appropriated above in Strategy B.2.2, Safe Schools, there is hereby allocated the amount of \$4,750,000 for each fiscal year of the biennium for safe schools programs under Texas Education Code § 37.008.
- 35. Funding for Juvenile Justice Alternative Education Programs.** Out of the funds appropriated above in Strategy B.2.2, Safe Schools, \$11,348,596 in fiscal year 2008 and \$11,644,056 in fiscal year 2009 shall be set aside from the Compensatory Education allotment in each year and transferred to the Juvenile Probation Commission for the support of Juvenile Justice Alternative Education Programs. This set-aside shall not effect the calculation of the number of students in weighted average daily attendance under Texas Education Code § 42.302.
- 36. FSP Funding for the Texas Youth Commission.** Out of the funds appropriated above in Strategy B.2.2, Safe Schools, the Texas Education Agency shall allocate to the Texas Youth Commission the basic allotment of the Foundation School Program minus the amounts allocated to the commission pursuant to Texas Education Code § 30.102 (a) for each student in average daily attendance. These amounts are estimated to be \$8,507,089 in fiscal year 2008 and \$6,704,291 in fiscal year 2009. This transfer shall not be subject to the limitation in Rider 31, Limitation: Transfer Authority.
- 37. Regional Education Service Center Dyslexia and Related Disorders Coordinators.** Out of the funds appropriated above in Strategy B.3.1, Improving Teacher Quality, the Commissioner of Education may allocate \$150,000 in each year of the biennium to assist the joint program of coordinators for dyslexia and related disorders services at the Regional Education Service Centers pursuant to § 38.003 of the Texas Education Code. The joint program shall not

TEXAS EDUCATION AGENCY
(Continued)

include regulatory oversight functions. The Regional Education Service Centers shall ensure that the program uses resources efficiently to provide a coordinator to any school district or charter school that needs one.

- 38. School Improvement and Parental Involvement Initiative.** Out of the funds appropriated above in Strategy A.2.4, School Improvement and Support Programs, the Commissioner shall allocate \$850,000 in each fiscal year of the 2008-09 biennium to the AVANCE family support and education program.
- 39. Special Foundation School Program Payments.** The Texas Academy of Leadership in Humanities is entitled to Foundation School Program (FSP) allotments for each student enrolled in the academy as if it were a school district, except that the local share applied is equal to the Beaumont ISD's local share. The same methodology shall apply to the Texas Academy of Mathematics and Science with a local share equal to Denton ISD's and to the Seaborne Conservation Corps, with a local share equal to Galveston ISD's.
- 40. Texas Reading, Math and Science Initiatives.** Out of the funds appropriated above in Strategy A.2.1, Student Success, \$8,068,730 in General Revenue Funds in fiscal year 2008 and \$8,068,731 in General Revenue Funds in fiscal year 2009, with \$14,650,000 in Federal Funds in fiscal year 2008 and \$14,650,000 in Federal Funds in fiscal year 2009, shall be allocated to the Texas Reading, Math and Science Initiatives. These funds shall be allocated in the following manner:
- a. The Commissioner shall fund reading, math, and science diagnostic instruments to be made available to independent school districts and charter schools. The Commissioner also may fund the distribution of non-consumable materials, to include electronic formats, in reading, math, and science.
 - b. Out of the Federal Funds identified above, the Commissioner shall allocate funds for the development and implementation of research-based training programs and materials in reading, math, and science. Out of the funds appropriated for this part, the Commissioner may allocate an amount not to exceed \$5,000,000 in each fiscal year of the biennium for the development of educator training programs at regional education service centers, in a manner that ensures access to training for small and mid-sized school districts and charter schools.
- Funds shall be distributed by the Commissioner on a competitive grant basis to be used by schools for the implementation of scientific, research-based science programs designed to improve the academic science performance of students, including programs designed to address the gender gap in performance. To be eligible for funding, schools must demonstrate a high need for additional intervention as evidenced by student performance, and must partner with a science department of an institution of higher education.
- c. Out of the amounts identified above, the Commissioner may use funds to support the State Marine Science Center in Palacios, in amounts not to exceed \$250,000 for the biennium.
 - d. Out of the funds identified above, the Commissioner may distribute an amount not to exceed \$1,500,000 in each fiscal year of the biennium for Master Reading, Master Mathematics, and Master Science Teacher stipends to school districts with certified Master Reading, Master Mathematics, and/or Master Science Teachers.
 - e. Any balances as of August 31, 2008, are appropriated for the 2009 fiscal year.
- 41. Funding for Tuition Credit Program.** Out of the funds appropriated above there is hereby transferred via interagency contract to the Texas Higher Education Coordinating Board an amount of funds, estimated to be \$7,502,501 in each fiscal year of the biennium, from the Foundation School Fund sufficient to pay for the Early High School Graduation Scholarship Program, and tuition and fee exemptions in accordance with Texas Education Code, §§ 54.212, 54.214, and 56.202.
- 42. Certification of Pre-kindergarten Expenditures.** Out of the funds appropriated above in Strategy A.1.1, FSP - Equalized Operations, and Strategy A.2.1, Student Success, the Texas Education Agency shall certify each year of the biennium the maximum pre-kindergarten

TEXAS EDUCATION AGENCY
(Continued)

expenditures allowable under federal law as maintenance of effort for Temporary Assistance for Needy Families (TANF) and state match for the Child Care Development Fund.

- 43. Early Childhood School Readiness Program.** Out of the funds appropriated in Strategy A.2.1, Student Success, \$7,500,000 in fiscal year 2008 and \$7,500,000 in fiscal year 2009 shall be used for the Early Childhood School Readiness Program, for programs providing an educational component to public pre-kindergarten, Head Start, university early childhood programs, or private non-profit early childhood care programs that have entered into an integrated program with a public school. The Texas Education Agency shall expend these funds in accordance with the following provisions and the provisions of Texas Education Code § 29.156, Grants for Educational Components of Head Start, and with the following provisions:
- a. Funds shall be distributed on a competitive grant basis to preschool programs to provide scientific, research-based, pre-reading instruction, with the goal of directly improving the pre-reading skills of three- and four-year-old children and identifying cost-effective models for pre-reading interventions. To be eligible for the grants, applicants must serve at least 75 percent low-income students, as determined by the Commissioner. Grants may be awarded in two or more consecutive grant periods to an applicant provided the monies are used to expand the grant programs to additional facilities previously not receiving Early Childhood School Readiness grant funds in the immediate past grant cycle. It is the intent of the Legislature that the Texas Education Agency participate to the extent practicable in interagency early childhood education and care coordination initiatives. This includes but is not limited to participation in the Head Start collaboration project or any other interagency entity formed to address the coordination of early childhood care and education service delivery and funding.
 - b. Any balances as of August 31, 2008, are appropriated for the 2009 fiscal year.
- 44. Student Success Initiative.** Out of the funds appropriated above in Strategy A.2.1, Student Success, \$154,496,767 in fiscal year 2008 and \$154,496,767 in fiscal year 2009 are allocated for the Student Success Initiative. The Commissioner shall expend these funds for allocations to schools for the purpose of implementation of scientific, research-based programs for students who have been identified as unlikely to achieve the third grade TAKS reading standard by the end of the third grade, including those students with dyslexia and related disorders, students unlikely to achieve the TAKS reading or math standards by the end of the fifth grade, and/or students unlikely to achieve TAKS reading or math standards in the eighth grade assessments administered in 2008.
- a. From funds appropriated for the Student Success Initiative, the Commissioner shall allocate an amount not to exceed \$18,140,677 in fiscal year 2008 and \$18,140,677 in fiscal year 2009 for teacher reading academies in grades 6, 7 and 8, English and Language Arts TEKS revision training in grades K-12, and training in teaching reading across content areas for grades 6-8 math, science and social studies teachers. Where applicable, the academies shall include training in the use of the diagnostic instruments and intensive reading instruction programs developed under the Adolescent Literacy Initiative.
 - b. From funds appropriated for the Student Success Initiative, the Commissioner may set aside \$15 million for intensive reading instruction programs for schools that have failed to improve student performance in reading and \$5 million for intensive math instruction programs for schools that have failed to improve student performance in math. The Commissioner shall determine which schools have achieved the least gains in reading or math performance, and shall require those schools to submit a reading or math improvement plan detailing proposed efforts to improve reading or math performance as a condition of receiving funding. The reading or math improvement plan must establish the performance outcome of literacy or numeracy among its student population and outline specific steps that will be taken to achieve that goal. The plan may include the use of technology to achieve reading or math goals. A school identified as in need of improvement in reading or math instruction shall implement only those assessments, progress monitoring instruments, reading or math strategies and programs approved by the Commissioner. Programs must demonstrate a record of proven success in improving student reading or math achievement.
 - c. From funds appropriated for the Student Success Initiative, and from any available Federal Funds, the Commissioner shall distribute the supplemental diagnostic screening

TEXAS EDUCATION AGENCY
(Continued)

instruments and intensive reading instruction programs developed under the Adolescent Literacy Initiative to school districts and charter schools.

- d. Any balances as of August 31, 2008, are appropriated for fiscal year 2009 for the same purposes.

45. Arts Education. Out of the Foundation School Program funds appropriated to the Texas Education Agency in this Act, \$300,000 in fiscal year 2008, and \$300,000 in fiscal year 2009 shall be directed to and expended by the Commission on the Arts under the commission's Strategy A.1.2, Arts Education Grants, for the purpose of awarding grants for arts education. It is the intent of the Legislature that grantees receiving funds under this program fulfill a 1:1 match requirement. These amounts shall be directed and expended in addition to funds separately appropriated under this Act to the Commission on the Arts under Strategy A.1.2, Arts Education Grants.

46. Learning Through Listening. Out of the funds appropriated above in Strategy A.2.3, Students with Disabilities, the Commissioner shall expend \$200,000 in fiscal year 2008 and \$200,000 in fiscal year 2009 to continue a program of providing state-adopted textbooks using recorded material technology for students with visual impairment, reading disabilities and other disabilities as appropriate in kindergarten through 12th grade.

Out of the funds appropriated above in Strategy A.2.3, Students with Disabilities, the Commissioner shall expend \$1,500,000 in fiscal year 2008 and \$1,500,000 in fiscal year 2009 for the purpose of implementing an educational outreach program tied to digital audio textbooks which assists individuals with print disabilities affording reading accommodation by providing instruction and training using digitally recorded audiobooks, playback equipment, and other resources. The program shall target economically disadvantaged students in kindergarten through 12th grade with learning disabilities, dyslexia, vision impairment, and physical disabilities.

47. Pre-kindergarten Early Start Grant Programs. Out of the funds appropriated above in Strategy A.2.1, Student Success, the Commissioner of Education shall allocate \$82,620,000 in General Revenue in each year of the 2008-09 biennium, and \$9,180,000 in federal Temporary Assistance for Needy Families (TANF) funds in each year of the 2008-09 biennium, for the purpose of providing grants for pre-kindergarten programs consistent with the provisions of Texas Education Code § 29.155. Any unexpended balances as of August 31, 2008, are appropriated for any early childhood programs authorized by this Act for the 2009 fiscal year, subject to the approval of the Commissioner of Education.

- a. Out of any state or federal funds available to the agency for this purpose, the Commissioner may set aside an amount not to exceed \$3 million to implement a competitive procurement system to award two-year contracts to government organizations, public nonprofit agencies, or community-based organizations to implement multi-age programs serving 3-, 4-, and 5-year olds that assure that English language learning children receive appropriate activities to enter school prepared to succeed. The pilot programs must provide many opportunities for the acquisition of English, while supporting the child's first language including social services, appropriate training and modeling, and research-based curricula and supplies to enhance the development of both languages. Instruction must be in both languages so children can learn concepts in the language they understand while developing their English skills. Programs must include bilingual education specialists and continued professional education to support the teachers. Priority shall be given to entities that serve a high percentage of limited English proficient children.
- b. A portion of the funds received by entities participating in this pilot shall be used to perform an evaluation and review of student performance and improvement. These results shall be reported to the Legislature by the agency no later than January 1, 2009.

48. Adult Education. Priority shall be given to adult literacy programs in the expenditure of adult education funds appropriated above. It is the intent of the Legislature that, in providing educational programs, the administering agency or agencies shall provide appropriate training to recipients of Temporary Assistance for Needy Families (TANF) in accordance with the Personal Responsibility and Work Opportunity Reconciliation Act of 1996. Out of the \$8,885,700 in General Revenue Funds appropriated each year above in Strategy A.2.5, Adult Education and Family Literacy, an amount not less than \$2,000,000 each fiscal year shall be

TEXAS EDUCATION AGENCY
(Continued)

allocated to TEA's adult education cooperatives to provide education and training services to TANF recipients. In addition, out of the Federal TANF funds appropriated above in Strategy A.2.5, \$3,800,000 in fiscal year 2008 and \$3,800,000 in fiscal year 2009 shall be directed for services for adults who are eligible for TANF. Families that include a child living at home are deemed eligible for TANF-funded adult education services if a family member receives any of the following forms of assistance: Food Stamps, Medicaid, Children's Health Insurance Program, Child Care and Development Fund, or Free or Reduced Priced Child Nutrition Program meals. To implement these provisions, TEA shall enter into contracts or arrangements with the agency or agencies administering welfare reform and may work with other community-based organizations to offer services directly to adult TANF recipients. All providers of adult education shall meet the requirements defined in the Texas Education Code. Federal funds appropriated for this purpose shall be used for administrative expenditures only to the extent allowable under Federal regulations.

- 49. Local Educational Agency Risk Pool.** Out of the funds appropriated above in Strategy A.2.3, Students with Disabilities, the Commissioner shall implement the provisions of the Individuals with Disabilities Education Act (IDEA) of 2004, pertaining to a local educational agency risk pool. The Commissioner shall allocate allowable amounts under the Act for the 2008 fiscal year and the 2009 fiscal year to establish the high cost fund to assist districts with high need students with disabilities. It is the intent of the Legislature that the use of these funds by school districts and charter schools does not violate the least restrictive environment requirements of IDEA of 2004, relating to placement and state funding systems that distribute funds based on type of setting.
- 50. Early Childhood Intervention.** Out of the funds appropriated above in Strategy A.2.3, Students with Disabilities, \$16,498,102 in 2008 and \$16,498,102 in 2009 shall be set aside from the Special Education allotment and transferred to the Department of Assistive and Rehabilitative Services to support Early Childhood Intervention eligibility determination, and comprehensive and transition services. This set-aside shall not affect the calculation of the number of students on weighted average daily attendance under Texas Education Code § 42.302.
- 51. Average Daily Attendance Decline.** Out of the funds appropriated above in Strategy A.1.1, FSP-Equalized Operations, \$11 million in each year of the 2008-09 biennium shall be used to implement § 42.005, Texas Education Code. Expenditures pursuant to this provision shall not exceed \$22 million for the 2008-09 biennium.
- 52. Academic Enrichment.** Out of funds appropriated in Strategy A.2.4, School Improvement and Support Programs, the Commissioner shall distribute the amount appropriated in Federal 21st Century Community Learning Centers (CCLC) funds, estimated to be \$172,078,050, for the 2008-09 biennium to be distributed through competitive grants to support the establishment and implementation of supplemental services, programs, and activities designed to enrich or extend student learning experiences outside of the regular school day. In awarding grants pursuant to this rider, the Commissioner shall give emphasis to schools with high concentrations of economically disadvantaged students.

Entities eligible to receive Federal 21st CCLC Funds are those entities identified in United States Code, Title 20, Chapter 70, Subchapter IV, Part B, 21st Century Community Learning Centers, including, but not limited to, districts that qualify for the Optional Extended Year Program, districts that contain zip codes with high juvenile crime rates, the Alliance Organizations, AVANCE, Do Something, Communities in Schools, Area Interfaith, and One Community/One Child, Best Buddies, as well as other organizations identified as eligible by statute, provided all entities comply with the 21st CCLC statutory requirements. It is the intent of the Legislature that the Commissioner give funding priority to existing collaborations between school districts and community organizations.

In addition to the amount identified above, the Commissioner shall allocate an amount not to exceed \$4,497,478 in each year of the biennium to the Investment Capital Fund. Of that total, an amount not to exceed \$2,500,000 in each year shall be set aside from the Compensatory Education allotment, and an amount not to exceed \$1,997,478 in each year shall be allocated directly from the Foundation School Program. Grants made from the Investment Capital Fund pursuant to this rider are subject to the provisions contained in § 7.024 of the Texas Education Code, and grants may only be made to entities that meet the criteria set forth in that section.

TEXAS EDUCATION AGENCY
(Continued)

- 53. Contingency for House Bill 2237: Texas High School Completion and Success Initiative.** Contingent on passage and enactment of House Bill 2237, or similar legislation establishing the Texas High School Completion and Success Initiative, by the Eightieth Legislature, Regular Session, out of the funds appropriated above in Strategy A.2.1, Student Success, the Texas Education Agency:

- a. shall allocate \$28,710,000 in General Revenue in each year of the 2008-09 biennium to support the improvement of high school graduation rates and post-secondary readiness, pursuant to the provisions of the legislation;
- b. shall allocate \$25,000,000 in General Revenue in each year of the 2008-09 biennium to provide research-based instructional support and professional development to high schools serving students at-risk of dropping out of school, with the goals of improving high schools and reducing dropouts, pursuant to the provisions of the legislation;
- c. shall have the agency's limit on full-time equivalents increased by 13 in each year of the 2008-09 biennium;
- d. may reimburse the allowable expenses of members of advisory committees established by that legislation; and
- e. shall enter into a memorandum of understanding with the Texas Higher Education Coordinating Board for the transfer of appropriations and full-time equivalents from the Texas Education Agency to the Texas Higher Education Coordinating Board to implement the provisions of the legislation. A signed copy of the memorandum of understanding shall be provided to the Legislative Budget Board and the Governor no later than December 31, 2007.

Any unexpended balances as of August 31, 2008 and hereby appropriated to fiscal year 2009 for the same purposes.

- 54. Reimbursement for Classroom Supplies.** The Commissioner shall establish a program to reimburse classroom teachers and campus library media specialists for personal funds spent on classroom supplies. It is the intent of the legislature that funds shall be provided to school districts that match local funds expended for this purpose. Funds allocated are intended for the direct benefit of students and use of the funds is solely the discretion of the classroom teacher or campus library media specialist. The Texas Education Agency shall establish rules by which matching funds are allocated to individual teachers within the school district. These funds may not be used to supplant local funds being provided for classroom supplies.

Funds for this purpose may be allocated out of available federal consolidated administrative funds and from funds subject to the federal "Ed-Flex" statute. The agency and local school districts may also use any allowable unexpended balances in federal funds at the end of each fiscal year of the biennium to provide these reimbursements.

- 55. Life Skills Program for Student Parents.** Out of Foundation School Program funds appropriated above in Strategy A.2.4, School Improvement and Support Programs, \$10,000,000 in each fiscal year of the biennium is allocated for the Life Skills Program for Student Parents, Texas Education Code § 29.085. The Texas Education Agency shall distribute funds for this program directly to eligible school districts. Any balances as of August 31, 2008 are appropriated to the 2009 fiscal year for the same purpose.
- 56. Funding for Regional Education Service Centers.** Out of the funds appropriated above in Strategy B.3.1, Improving Teacher Quality, the Commissioner shall distribute \$21,375,000 in fiscal year 2008 and \$21,375,000 in fiscal year 2009 to Regional Education Service Centers to provide professional development and other technical assistance services to school districts. The formula for distribution shall be determined by the Commissioner but shall provide enhanced funding to Regional Education Service Centers that primarily serve small and rural school districts. The Commissioner shall obtain approval for the distribution formula from the Legislative Budget Board and the Governor.
- 57. Computation of Aid for Certain Educational Entities.** Notwithstanding the provisions of Texas Education Code § 42.304, the Commissioner of Education shall compute state aid under

TEXAS EDUCATION AGENCY
(Continued)

the Foundation School Program for the following districts and schools using the average tax rate and property value per student of school districts in the county in which the district or school is located:

- (1) school district located on a federal military installation; and
- (2) the Moody State School.

- 58. Textbook Purchases.** Of the Federal Funds appropriated above in A.2.3, Students with Disabilities, \$8,500,000 in the 2008-09 biennium shall be used for the purchase of Braille, large-type and related materials for students with special needs.

In accordance with Texas Education Code § 31.103(b), the Commissioner shall use a school district's enrollment growth or decline for the prior three years as the basis for determining the additional percentage of attendance for which a school district may requisition textbooks.

The Commissioner shall provide juvenile justice alternative education programs with instructional materials necessary to support classroom instruction in those programs. The cost of the instructional materials shall be covered by State Textbook Funds appropriated to the agency for the 2008-09 biennium.

- 59. Title II, Improving Teacher Quality Federal Funds.** The Texas Education Agency and the Higher Education Coordinating Board shall coordinate the distribution of Title II federal funds for improving teacher quality to ensure compatibility between these two agencies' activities.

- 60. Receipt and Use of Grants, Federal Funds, and Royalties.** The Commissioner of Education is authorized to apply for, receive and disburse funds in accordance with plans or applications acceptable to the responsible federal agency or other public or private entity that are made available to the State of Texas for the benefit of education and such funds are appropriated to the specific purpose for which they are granted. For the 2008-09 biennium, the Texas Education Agency is appropriated any royalties and license fees from the sale or use of education products developed through federal and state funded contracts managed by the agency. The Texas Education Agency shall report on a quarterly basis to the Legislative Budget Board and to the Governor on grants or earnings received pursuant to the provisions of this rider, and on the planned use of those funds.

Any grant or royalty balances as of August 31, 2008 are appropriated for the 2009 fiscal year for the same purpose.

- 61. Per Pupil Allotment.** Funds allocated above in Strategy A.1.1, FSP - Equalized Operations, include funds sufficient to ensure the maintenance of the \$110 per weighted student allocation authorized in Rider 82, page III-23, 2003 General Appropriations Act, as modified by House Bill 3459, Seventy-eighth Legislature, 2003.

The total amount of payment under this section is subject to reduction to the extent that districts not otherwise entitled to state aid from the Foundation School Fund receive a benefit from the change in the distributions from the Available School Fund caused by the adoption of amendments to the Texas Constitution, Article VII, § 5, at the election held September 13, 2003.

The reduction will be calculated according to rules set forth in the Texas Administrative Code, § 61.1016.

- 62. Career and Technology Education Allotment.** With regard to funds appropriated above in Strategy A.1.1, FSP - Equalized Operations, no more than 10 percent of each school district's Foundation School Program Career and Technology Education allotment under the Texas Education Code § 42.154 may be expended for indirect costs related to the career and technology education programs.

- 63. Motor Vehicle Fees for Specially Designed License Plates.** Pursuant to the Texas Transportation Code, Chapter 504, Subchapter G, revenues generated from the sale of specialty license plates identified below in excess of amounts appropriated above in Strategy A.2.1, Student Success, are hereby appropriated to the agency for the purpose of distribution as required by that statute:

TEXAS EDUCATION AGENCY
(Continued)

Read to Succeed -- § 504.607
Texas YMCA -- § 504.623
100th Football Season of Stephen F. Austin High School -- § 504.624
Share the Road -- § 504.633
Knights of Columbus -- § 504.638
Star Day School Library Readers Are Leaders -- § 504.643
Keeping Texas Strong -- § 504.650

Any remaining balances as of August 31, 2007 are appropriated for the 2008-09 biennium.
Any remaining balances as of August 31, 2008 are appropriated for fiscal year 2009.

- 64. Use of Federal Discretionary and Consolidated Administrative Funds.** Except as otherwise directed by this Act, the Commissioner may use 50 percent of available federal state-level discretionary and consolidated administrative funds to supplement state funds appropriated for teacher mentoring, recruitment and retention, or the Student Success Initiative. The Commissioner may make exceptions to this allocation only upon the prior approval of the Legislative Budget Board and the Governor.
- 65. LEP Student Success Initiative.** Out of the funds appropriated above in Strategy A.2.1, Student Success, \$9,700,000 in each fiscal year of the 2008-09 biennium shall be set aside from the Compensatory Education allotment and allocated for the purpose of funding intensive programs of instruction for limited English-proficient (LEP) students and teacher training resources specific to instruction of LEP students, pursuant to Texas Education Code § 39.024(e).
- 66. Child Nutrition Program.** It is the intent of the Legislature that the Child Nutrition Program payments to independent school districts be budgeted at the Texas Education Agency. Included in the amounts appropriated above to the Texas Education Agency for the 2008-09 biennium is \$2,707,368,183 out of Federal Funds and \$28,800,000 out of the General Revenue Fund to provide reimbursements for the School Lunch, Breakfast, After School Snack, and Seamless Summer programs.
- It is also the intent of the Legislature that the Texas Department of Agriculture administer the Child Nutrition Program. Included in the amounts appropriated elsewhere in this Act to the Texas Department of Agriculture for the 2008-09 biennium is \$21,400,000 out of Federal Funds and \$398,248 out of the General Revenue Fund in Strategy D.1.1, Support Nutrition Programs, to administer the Child Nutrition Program.
- 67. Programs to Encourage Certification to Teach Bilingual Education, English as a Second Language, or Spanish.** From funds appropriated above that may be used for educator training or support in bilingual education, English as a second language, or Spanish, the Texas Education Agency, in consultation with the affected institutions of higher education and the Texas Higher Education Coordinating Board, shall develop and operate a program to assist students enrolled at institutions of higher education in educator preparation programs in bilingual education, English as a second language, or Spanish by providing financial incentives, such as tuition assistance, to encourage those students to become certified to teach bilingual education, English as a second language, or Spanish.
- 68. Intensive Reading Instruction and English Language Proficiency Pilot Program.** From the funds appropriated for the Student Success Initiative and from state and Federal ESL/LEP funds, the Commissioner may set aside an amount not to exceed \$1 million for establishing an intensive reading instruction and English language proficiency pilot program for schools that have failed to improve student performance in reading and English language proficiency. The pilot program shall require the use of neuroscience based, scientifically validated programs, interventions of instructional tools that are proven to accelerate learning, cognitive ability and English language proficiency. The pilot program shall provide for participating schools to perform assessments on participating students prior to entering the program, and upon completion of the program to measure improvements in both their reading and English language proficiency. A school identified as eligible to participate in the pilot program shall implement only those interventions, programs or instructional tools approved by the Commissioner.
- 69. Educator Certification Test Development.** The State Board for Educator Certification shall continue to consider the use of standard exams that are not specific to Texas curricula to complement a core of Texas-specific exams and/or replace certain Texas-specific exams

TEXAS EDUCATION AGENCY
(Continued)

planned or under development. The board shall consider the following factors when determining whether a Texas-specific exam is necessary: the number of Texas educators likely to take the exam; the extent to which educators from states that use a standard exam pass similar Texas-specific exams; the similarity of content covered in a standard exam versus the planned Texas-specific exam, understanding that 100 percent of alignment is not necessary; and the relative cost to the state and to examinees of a standard exam versus a Texas-specific exam.

The State Board for Educator Certification is hereby authorized to expend funds appropriated in Strategy B.3.6, Certification Exam Administration, for test development or for the evaluation and purchase of standard exams, if the Board finds that a standard exam is appropriate.

The State Board for Educator Certification shall seek federal funds to provide for the development of new certification examinations. Any federal funds received by the State Board for Educator Certification for this purpose are hereby appropriated to the agency.

- 70. Communication of New Rules.** It is the intent of the Legislature that the State Board for Educator Certification communicate the adoption of new rules directly to school districts and institutions of higher education by electronic mail or regular mail in a timely manner. The Board will also post newly adopted rules on the Internet for review.
- 71. Renewing Our Communities.** The Texas Education Agency is hereby appropriated all amounts deposited into the Renewing Our Communities Account, an account hereby established in the General Revenue fund. The account is eligible to receive gifts, grants, or donations from public or private sources and shall be administered by the Texas Education Agency. Funds deposited into this account are to be used to increase the organizational capacity of faith and community-based organizations to deliver charitable and social services to persons in this state.
- 72. Student Achievement and Educator Excellence Awards Programs.** Out of Educator Excellence Funds (General Revenue) appropriated above in Strategy A.2.4, School Improvement & Support Programs, the Commissioner shall expend an amount not to exceed \$97,500,000 in fiscal year 2008 and \$245,281,457 in fiscal year 2009 for the purpose of establishing the Awards for Student Achievement and Educator Excellence Awards programs in accordance with Texas Education Code Chapter 21, Subchapters N and O, and the Governor's Educator Excellence Grants.
- Of these amounts, the Commissioner shall expend an amount not to exceed \$97,500,000 in fiscal year 2008 and \$97,500,000 in fiscal year 2009 for the Awards for Student Achievement program. The Commissioner may set aside funds from the Awards for Student Achievement Program, in amounts not to exceed \$500,000 in fiscal year 2008 and \$3,100,000 in fiscal year 2009, to complete and evaluate the Governor's Educator Excellence Grants.
- In each fiscal year, the Commissioner shall expend the remaining amounts identified by this rider not allocated for the Awards for Student Achievement program on the Educator Excellence Awards program.
- 73. Teacher Mentor Program.** Out of the funds appropriated above in Strategy B.3.1, Improving Teacher Quality, the Commissioner shall expend \$15,000,000 in fiscal year 2008 and \$15,000,000 in fiscal year 2009 for the teacher mentor program in accordance with Texas Education Code § 21.458(c).
- 74. JJAEP Accountability.** The Commissioner shall provide information to the Juvenile Probation Commission for the purpose of preparing the juvenile justice alternative education program performance assessment report, to be submitted to the Legislative Budget Board and the Governor by May 1, 2008. The Commissioner shall provide the requested information if the request provides a minimum of 20 business days in which to respond.
- 75. Permanent School Fund Distribution Rate.** At least 45 days prior to the adoption of the distribution rate from the Permanent School Fund to the Available School Fund by the State Board of Education, the Texas Education Agency shall report to the Legislative Budget Board and the Governor on the following:

TEXAS EDUCATION AGENCY
(Continued)

- a. The distribution rate or rates under consideration;
- b. The assumptions and methodology used in determining the rate or rates under consideration;
- c. The annual amount per student the distribution rate or rates under consideration are estimated to provide, and the difference between them and the annual distribution amounts per student for the preceding three biennia; and
- d. The optimal distribution amount for the preceding biennium, based on an analysis of intergenerational equity, and the difference between it and the actual distribution amount.

76. Training to Improve and Expand Shared Service Arrangements. Out of the funds appropriated above in Strategy, B.3.2, Agency Operations, the Commissioner shall develop a training program that will improve the management of existing shared service arrangements and encourage the creation of new arrangements. During the 2008-09 biennium, no more than \$180,000 shall be expended to provide this training for Education Service Center regions 1, 2, 4, 5, 7, 8, 10, 11, 13, and 19. The Commissioner shall submit a report to the Eighty-first Legislature by January 8, 2009 on the implementation and effectiveness of this program.

77. Align Adult Basic Education and Postsecondary Education. Out of the funds appropriated above in Strategy, A.2.5, Adult Education & Family Literacy, the Texas Education Agency shall coordinate with the Texas Higher Education Coordinating Board to develop and implement immediate and long-range coordinated action plans to align Adult Basic Education and postsecondary education. To increase the number, success and persistence of students transitioning to postsecondary education, these action plans shall address at a minimum:

- a. Outreach and advising;
- b. Assessment, curriculum, and instruction;
- c. Persistence interventions;
- d. State-level accountability systems to monitor performance;
- e. Service-provider-level performance measures and program evaluation;
- f. Standards to enhance data quality and sharing among state agencies and service-providers;
- g. Needs assessment of students and service-providers to identify other structural issues and barriers; and
- h. Grants (including Federal Funds and other funds) to maximize effective use of limited General Revenue funds.

The Texas Education Agency and the Texas Higher Education Coordinating Board shall develop and agree to, consistent with Texas Workforce Investment Council provisions under Texas Government Code 2308.1016, a revised memorandum of understanding that establishes the respective responsibilities of each agency for the implementation of action plans necessary to successfully transition students enrolled in adult basic education into postsecondary education. The memorandum of understanding shall establish a point of responsibility and identify sufficient resources within each agency for implementation by that agency of the requirements of the memorandum of understanding. A signed copy of the memorandum of understanding shall be provided to the Legislative Budget Board and the Governor, no later than December 31, 2007.

Out of funds appropriated above, the Texas Education Agency and the Texas Workforce Commission shall assist the Texas Higher Education Coordinating Board in assessing the current and projected future demand for adult education in Texas, the types of programs and instruction necessary to serve current and projected future populations of adult learners, and the social and economic outcomes of providing varying levels of adult education services in Texas. The report shall include a comparative analysis of adult basic education programs offered in other states and shall identify best practices in adult education. The report shall study the current organizational structure and agency roles in providing adult education and make recommendations for achieving state goals efficiently and effectively.

For the purposes of this rider, the Texas Higher Education Coordinating Board shall be considered the lead agency and shall report on the implementation of these provisions to the Texas Workforce Investment Council, the Governor and the Legislative Budget Board by September 1, 2008.

78. State Office of Administrative Hearings. Out of General Revenue funds appropriated above in Strategy B.3.4, Central Administration, the Commissioner shall allocate \$500,000 in fiscal

TEXAS EDUCATION AGENCY
(Continued)

year 2008 for costs associated with educator certification disciplinary cases at the State Office of Administrative Hearings. Any unexpended balances as of August 31, 2008 are hereby appropriated to fiscal year 2009 for the same purpose.

- 79. Evaluations for General Revenue Programs.** Unless otherwise directed by this Act, the Texas Education Agency shall conduct a performance evaluation of any General Revenue-funded program initiated by the 79th or 80th Legislature, and deliver a report to the Legislature in January of the 4th fiscal year of the program's existence. The agency shall include the Student Success Initiative in the list of programs to be evaluated for a report to the legislature in January, 2009.
- 80. Campus Turnaround Team Support.** Out of funds appropriated above in Strategy B.3.1, Improving Teacher Quality, the Commissioner shall allocate \$750,000 in General Revenue and \$750,000 in Federal Funds in each year of the 2008-09 biennium to create a regional network of technical assistance providers to address the needs of low-performing campuses subject to assistance and intervention efforts under Chapter 39 of the Texas Education Code.
- 81. Agency Administrative Budget By Division.** The amounts presented in this rider are estimated allocations of the All Funds appropriations for the agency's administrative budget, as contained in strategies B.3.2, Agency Operations, through B.3.6, Certification Exam Administration, to the functional administrative divisions of the agency. These amounts are informational purposes only; this rider does not constitute an appropriation or a limit on agency administrative expenditures.

	<u>2008</u>	<u>2009</u>	<u>FTEs</u>
Agency Division:			
Central Administration	\$21,056,437	\$20,556,437	117.0
School District Services	\$7,375,709	\$7,323,709	98.1
Standards and Programs	\$14,591,450	\$14,235,802	203.0
Finance and Operations	\$36,319,468	\$29,135,937	215.2
Accountability and Data Quality	\$12,969,830	\$12,969,830	172.5
Planning, Grants, and Evaluation	\$6,182,630	\$6,182,630	74.5
Council for Developmental Disabilities	\$1,189,509	\$1,189,509	17.0
Educator Quality and Standards	\$20,215,508	\$20,288,507	49.0
Miscellaneous Costs	\$1,078,183	\$1,078,183	0.0
Total, Agency Administration	\$120,978,723	\$112,960,543	946.3

- 82. Amachi.** Out of federal Temporary Assistance for Needy Families (TANF) funds appropriated above in Strategy A.2.2, Achievement of Students At Risk, the Commissioner shall allocate not more than \$2,500,000 in each year of the 2008-09 biennium to the Amachi Texas program for mentoring children of incarcerated parents. To the extent possible, in the administration of the Amachi program, Big Brothers Big Sisters shall coordinate with other community-based entities providing training for mentors and mentoring services and shall seek additional funding from other private and public sources in order to expand service to more eligible children. Any balances available as of August 31, 2008 are appropriated for fiscal year 2009 for the same purpose.
- 83. Contingency for Senate Bill 1700: State Funding for Science Labs.**¹⁶ Contingent upon passage and enactment of Senate Bill 1700, or similar legislation relating to the refinancing of school district bonded indebtedness, by the Eightieth Legislature, Regular Session, the Commissioner shall allocate Foundation School Funds appropriated above in Strategy A.1.2, FSP - Equalized Facilities, in an amount not to exceed the amount by which the provision of the bill relating to the refinancing of school district debt reduces the state's current law obligations in funding the Existing Debt Allotment and Instructional Facilities Allotment, to fund competitive grants for high school science labs. The Commissioner may adopt rules as necessary to implement this program. The Commissioner shall not make any distribution of funds under this rider without the prior approval from the Legislative Budget Board and the Governor.

Any balances available as of August 31, 2008 are appropriated for fiscal year 2009 for the same purpose.

¹⁶ SB 1700, 80th Legislature, Regular Session, did not pass.

TEXAS EDUCATION AGENCY
(Continued)

- 84. School-based Prevention Services.** The Texas Education Agency shall enter into an interagency contract with the Department of State Health Services for the purpose of the reduction and prevention of the use of tobacco products among school-aged children in grades 4 through 12. Out of funds appropriated above in Strategy A.2.4, School Improvement and Support, the Commissioner shall allocate \$3,000,000 in Interagency Contract funds in fiscal year 2008 and \$3,000,000 in Interagency Contract funds in fiscal year 2009 for services provided under the required contract. The Texas Education Agency shall track implementation and report on the use of these funds to the Governor and the Legislative Budget Board no later than August 31, 2009.
- 85. Science and Math Outreach.** Out of General Revenue funds appropriated above in Strategy A.2.1, Student Success, the Commissioner shall allocate \$300,000 in each year of the 2008-09 biennium for a competitive grant program for public and private entities conducting outreach programs providing interactive educational experiences for public school students in science and mathematics. Grants recipients may include, but are not limited to: museums, planetariums, nature preserves and traveling exhibitions providing science and math education to public school audiences.
- 86. Educator Salary Increase.** Out of General Revenue funds appropriated above in Strategy A.1.1, FSP - Equalized Operations, the Commissioner shall allocate \$23.63 per student in weighted average daily attendance in each year of the 2008-09 biennium to each school district and charter school in the state for the purpose of providing increased educator salary. Each district and charter school shall annually report to the Texas Education Agency information on the use of the educator salary funds identified by this rider. The Commissioner may adopt rules to implement the provisions of this rider.
- 87. Limitation on Funding for Property Tax Relief and Foundation School Program.** From the amount appropriated above to the Texas Education Agency for Strategy A.1.1, FSP - Equalized Operations, for the 2009 fiscal year, the Commissioner may not spend more than the amount that, together with all other amounts appropriated from the Foundation School Fund or another source for the Foundation School Program or for paying the costs of school property tax relief, is necessary to achieve a state compression percentage, as defined by Section 42.2516, Texas Education Code, of 66.67 percent and fully fund the school funding formulas under Chapters 41 and 42, Texas Education Code, without the prior approval of the Legislative Budget Board.
- 88. Library Resources.** Out of the amounts appropriated above in Strategy A.1.1, FSP - Equalized Operations, for the technology allotment, the Commissioner shall transfer via interagency contract amounts not to exceed \$2,500,000 in fiscal year 2008 and \$2,500,000 in fiscal year 2009 to the State Library and Archives Commission for the purpose of acquiring online research and information resources for libraries in public schools, and for administrative expenses related to this particular service.
- 89. Middle School Physical Education and Fitness Programs.** Contingent upon the Comptroller certifying at least an additional \$20,000,000 over the Biennial Revenue Estimate, out of the funds appropriated above in Strategy A.2.1, Student Success, the Texas Education Agency shall allocate \$10,000,000 for fiscal year 2008 and \$10,000,000 for fiscal year 2009 to make grants to school districts for the support of in-school physical education and fitness programs for students in grades six through eight. The Commissioner and the Comptroller jointly shall adopt eligibility and other criteria for awarding these grants. The criteria must: (1) further the goal of reducing childhood obesity and Type II diabetes in school districts that have proportionately high numbers of economically disadvantaged students; and (2) ensure that school districts of all sizes have access to the grants. A school district may use a grant received under this rider only for the purposes specified in this rider.

SCHOOL FOR THE BLIND AND VISUALLY IMPAIRED

	For the Years Ending	
	August 31,	August 31,
	2008	2009
Method of Financing:		
General Revenue Fund	\$ 13,761,974	\$ 13,453,501
Federal Funds	2,380,908	2,380,908
<u>Other Funds</u>		
Appropriated Receipts	1,304,706	1,304,706
Interagency Contracts	1,492,158	1,492,758
Bond Proceeds - General Obligation Bonds	68,287,208	0
Subtotal, Other Funds	\$ 71,084,072	\$ 2,797,464
Total, Method of Financing	<u>\$ 87,226,954</u>	<u>\$ 18,631,873</u>
This bill pattern represents an estimated 100% of this agency's estimated total available funds for the biennium.		
Number of Full-Time-Equivalents (FTE):	343.8	343.8
Schedule of Exempt Positions:		
Superintendent - Group 4	\$115,000	\$115,000
Items of Appropriation:		
A. Goal: ACADEMIC AND LIFE TRAINING		
Provide Necessary Skills/Knowledge to Students with Visual Impairments.		
A.1.1. Strategy: CLASSROOM INSTRUCTION	\$ 4,631,637	\$ 4,565,737
Provide Well-balanced Curriculum Including Disability-specific Skills.		
A.1.2. Strategy: RESIDENTIAL PROGRAM	\$ 3,336,449	\$ 3,330,349
Provide Instruction in Independent Living and Social Skills.		
A.1.3. Strategy: SUMMER AND SHORT PROGRAMS	\$ 1,260,280	\$ 1,249,880
Provide Summer School and Short-term Programs to Meet Students' Needs.		
A.1.4. Strategy: RELATED AND SUPPORT SERVICES	<u>\$ 3,443,099</u>	<u>\$ 3,196,549</u>
Provide Regular and Short-term Related and Support Services.		
Total, Goal A: ACADEMIC AND LIFE TRAINING	<u>\$ 12,671,465</u>	<u>\$ 12,342,515</u>
B. Goal: STATEWIDE RESOURCE CENTER		
Ensure Skills Necessary to Improve Students' Education and Services.		
B.1.1. Strategy: TECHNICAL ASSISTANCE	\$ 3,087,648	\$ 3,061,098
Provide Technical Asst for Families/Programs Serving Visually Impaired.		
C. Goal: EDUCATIONAL PROF SALARY INCREASES		
Estimated Educational Professional Salary Increases.		
C.1.1. Strategy: EDUC PROF SALARY INCREASES	\$ 153,037	\$ 310,664
Estimated Educational Professional Salary Increases.		
D. Goal: INDIRECT ADMINISTRATION		
D.1.1. Strategy: CENTRAL ADMINISTRATION	\$ 1,310,182	\$ 1,310,182
D.1.2. Strategy: OTHER SUPPORT SERVICES	\$ 1,717,414	\$ 1,607,414
D.1.3. Strategy: FACILITY CONSTRUCT., REPAIR & REHAB ¹	<u>\$ 68,287,208</u>	<u>\$ UB</u>
Facility Construction, Repair and Rehabilitation.		
Total, Goal D: INDIRECT ADMINISTRATION	<u>\$ 71,314,804</u>	<u>\$ 2,917,596</u>
Grand Total, SCHOOL FOR THE BLIND AND VISUALLY IMPAIRED	<u>\$ 87,226,954</u>	<u>\$ 18,631,873</u>

¹ Modified to incorporate Article IX, § 19.70, appropriation for facility construction.

Object-of-Expense Informational Listing:

Total, Object-of-Expense Informational Listing

Employee Benefits

Subtotal, Employee Benefits

Debt Service

Subtotal, Debt Service

\$	5,807,095	\$	7,963,441
----	-----------	----	-----------

- | | 2008 | 2009 |
|--|-------|-------|
| A. Goal: ACADEMIC AND LIFE TRAINING | | |
| Outcome (Results/Impact): | | |
| Percent of Student Learning Indicator Attained | 100% | 100% |
| Percent of Students Whose Responding Local School Districts Rated Their Learning Experience at Summer Programs as Very Satisfactory or Above | 85% | 85% |
| A.1.1. Strategy: CLASSROOM INSTRUCTION | | |
| Output (Volume): | | |
| Number of Students Enrolled in Day Programming During Regular School Year | 158 | 158 |
| Percent of Students Enrolled Who Have Multiple Disabilities | 73% | 73% |
| Efficiencies: | | |
| Average Cost of Instructional Program Per Student Per Day | 156.8 | 154.5 |
| Explanatory: | | |
| Average Length of Enrollment in Regular School Year Program (Months) | 32 | 32 |
| A.1.2. Strategy: RESIDENTIAL PROGRAM | | |
| Output (Volume): | | |
| Number of Students Enrolled in Residential Programming During Regular School Year | 148 | 148 |
| Efficiencies: | | |
| Average Cost of Residential Program Per Student Per Night | 76.7 | 76.5 |

SCHOOL FOR THE BLIND AND VISUALLY IMPAIRED
(Continued)

A.1.3. Strategy: SUMMER AND SHORT PROGRAMS
Output (Volume):

Number of Students Enrolled in Short-term Programs	140	140
--	-----	-----

B. Goal: STATEWIDE RESOURCE CENTER

Outcome (Results/Impact):

Percent of Families, Professionals, and Paraprofessionals Rating as Very Satisfactory or Above the Improvement of Their Knowledge and Skills as a Result of the Services or Products Received from TSBVI	85%	85%
---	-----	-----

B.1.1. Strategy: TECHNICAL ASSISTANCE

Output (Volume):

Number of On-site Visits	165	165
Number of Participants in Conferences and Workshops Held at the Local, Regional, State and National Levels	5,360	5,360

2. **Capital Budget.**² None of the funds appropriated above may be expended for capital budget items except as listed below. The amounts shown below shall be expended only for the purposes shown and are not available for expenditure for other purposes. Amounts appropriated above and identified in this provision as appropriations either for "Lease payments to the Master Lease Purchase Program" or for items with an "(MLPP)" notation shall be expended only for the purpose of making lease-purchase payments to the Texas Public Finance Authority pursuant to the provisions of Government Code § 1232.103.

	2008	2009
a. Construction of Buildings and Facilities		
(1) Construction of Buildings and Facilities	\$ 68,287,208	\$ 0
b. Acquisition of Information Resource Technologies		
(1) Instructional Materials and Technology	339,756	220,856
(2) Infrastructure Upgrades - IP Telephony	\$ 27,750	\$ 27,750
Total, Acquisition of Information Resource Technologies	\$ 367,506	\$ 248,606
c. Transportation Items		
(1) Vehicle Replacements	\$ 222,080	\$ 0
d. Acquisition of Capital Equipment and Items		
(1) Intercom System	\$ 110,000	\$ 0
Total, Capital Budget	\$ 68,986,794	\$ 248,606

Method of Financing (Capital Budget):

General Revenue Fund	\$ 699,586	\$ 248,606
Bond Proceeds - General Obligation Bonds	68,287,208	0
Total, Method of Financing	\$ 68,986,794	\$ 248,606

3. **Teacher Preparation Consortium.** Out of the funds appropriated above in Strategy B.1.1, Technical Assistance, \$900,000 in each year of the biennium is Federal CFDA 84.027, Special Education Grants. These funds shall be used to support professional preparation for teachers of students with visual impairments. The funds shall be expended under the provisions of a memorandum of understanding executed by Texas School for the Blind and Visually Impaired, Texas Tech University, and Stephen F. Austin University.
4. **Educational Professional Salary Increases.** The funds appropriated in Strategy C.1.1, Educational Professional Salary Increases, are estimated General Revenue amounts and are contingent upon the increases granted to comparable educational professionals in the Austin Independent School District, pursuant to Texas Education Code § 30.024(b)(1). No later than November 1 of each year of the biennium, the Texas School for the Blind and Visually Impaired shall submit, in a form acceptable to the Legislative Budget Board and the Governor,

² Modified to incorporate Article IX, §19.70, appropriation of bond proceeds in the amount of \$68,287,208 and to correlate other project amounts with appropriation level.

SCHOOL FOR THE BLIND AND VISUALLY IMPAIRED
(Continued)

a computation of the salary increases. The school is directed to include in each year of the subsequent biennium baseline budget request the actual amount expended for salary increases in the second year of the previous biennium.

5. **Unexpended Construction Balances.** Any unexpended construction, repair, or renovation balances from 2007 appropriations are hereby appropriated to the Texas School for the Blind and Visually Impaired for the same purpose in the 2008-2009 biennium.
6. **Cash Flow Contingency.** Subject to the prior approval of the Governor and the Legislative Budget Board, the Texas School for the Blind and Visually Impaired is hereby authorized to transfer General Revenue funds in an amount not to exceed \$500,000 from fiscal year 2009 to fiscal year 2008. This transfer is contingent upon the anticipated receipt of a like amount of federal reimbursement funds, and shall be used only for the purpose of temporary cash flow needs.
7. **Federal Funds for Statewide Services.**³ Out of funds appropriated above in Strategy A.1.3, Summer and Short Programs, for each year of the 2008-09 biennium \$148,367 is Federal CFDA 84.027 Special Education Grants. These funds shall be used to support short-term programs for students who are otherwise enrolled in local school districts.

Out of the funds appropriated above in Strategy B.1.1, Technical Assistance, for each year of the 2008-09 biennium \$98,856 is Federal CFDA 84.027 Special Education Grants. These funds shall be used to provide statewide assistive technology training to programs in local school districts.

8. **Appropriation Authority for Proposition 8 General Obligation Bond Proceeds.** Included in the amounts appropriated above in Strategy D.1.3, Facility Construction, Repair and Rehabilitation, in fiscal year 2008 is \$68,287,208 in general obligation bond proceeds for projects for the Texas School for the Blind and Visually Impaired as described in Article IX, Sec.19.70, Appropriations of Remaining Proposition 8 General Obligation Bond Proceeds.

All projects funded herein with general obligation bond proceeds are subject to approval by the Legislative Budget Board prior to issuance of the bond proceeds by the Texas Public Finance Authority. Any unexpended and unobligated balances in general obligation bond proceeds described herein and remaining as of August 31, 2008 are hereby appropriated for the fiscal year beginning September 1, 2008 for the same purpose(s).

³ Modified to correlate rider language with appropriation level by adding language specifying allocation is annual.

SCHOOL FOR THE DEAF

	For the Years Ending	
	August 31, 2008	August 31, 2009
Method of Financing:		
General Revenue Fund	\$ 18,402,354	\$ 16,316,296
Federal Funds	1,023,572	917,372
<u>Other Funds</u>		
Appropriated Receipts	3,894,147	3,894,147
Interagency Contracts	457,679	457,679
Subtotal, Other Funds	\$ 4,351,826	\$ 4,351,826
Total, Method of Financing	<u>\$ 23,777,752</u>	<u>\$ 21,585,494</u>

This bill pattern represents an estimated 100% of this agency's estimated total available funds for the biennium.

Number of Full-Time-Equivalents (FTE): 454.8 454.8

SCHOOL FOR THE DEAF
(Continued)

Schedule of Exempt Positions:

Superintendent - Group 4	\$115,000	\$115,000
--------------------------	-----------	-----------

Items of Appropriation:

A. Goal: ACADEMIC, LIFE, AND WORK TRAINING

Provide Training for Students to Become Productive Citizens.

A.1.1. Strategy: CLASSROOM INSTRUCTION	\$ 7,193,033	\$ 7,135,306
Provide Rigorous Educational Services in the Classroom.		

A.1.2. Strategy: RESIDENTIAL PROGRAM	\$ 3,520,521	\$ 3,520,521
Provide After-school Residential Programming.		

A.1.3. Strategy: RELATED AND SUPPORT SERVICES	\$ 4,986,866	\$ 4,936,866
Provide Counseling and Other Support Services.		

Total, Goal A: ACADEMIC, LIFE, AND WORK TRAINING	<u>\$ 15,700,420</u>	<u>\$ 15,592,693</u>
---	----------------------	----------------------

B. Goal: OUTREACH AND RESOURCE SERVICES

Promote Outreach and Resource Services.

B.1.1. Strategy: TECHNICAL ASSISTANCE	\$ 523,237	\$ 523,237
Provide Statewide Teacher Training and Technical Assistance.		

B.1.2. Strategy: TSD SPECIAL SUMMER/SHORT-TERM PGMS	\$ 517,634	\$ 517,634
Provide Summer and School-year Short-term Programs.		

B.1.3. Strategy: TECHNOLOGY OUTREACH	\$ 284,303	\$ 284,303
Provide Distance Learning, Videoconferencing, and Technology Outreach.		

Total, Goal B: OUTREACH AND RESOURCE SERVICES	<u>\$ 1,325,174</u>	<u>\$ 1,325,174</u>
--	---------------------	---------------------

C. Goal: EDUCATIONAL PROF SALARY INCREASES

Estimated Educational Professional Salary Increases.

C.1.1. Strategy: EDUC PROF SALARY INCREASES	\$ 155,798	\$ 316,270
Estimated Educational Professional Salary Increases.		

D. Goal: INDIRECT ADMINISTRATION

D.1.1. Strategy: CENTRAL ADMINISTRATION	\$ 1,122,158	\$ 1,122,158
--	--------------	--------------

D.1.2. Strategy: OTHER SUPPORT SERVICES	\$ 3,246,899	\$ 3,229,199
--	--------------	--------------

D.1.3. Strategy: FACILITY CONSTRUCT., REPAIR & REHAB	\$ 2,227,303	\$ 0
Facility Construction, Repair and Rehabilitation.		

Total, Goal D: INDIRECT ADMINISTRATION	<u>\$ 6,596,360</u>	<u>\$ 4,351,357</u>
---	---------------------	---------------------

Grand Total, SCHOOL FOR THE DEAF	<u>\$ 23,777,752</u>	<u>\$ 21,585,494</u>
---	----------------------	----------------------

Object-of-Expense Informational Listing:

Salaries and Wages	\$ 16,714,731	\$ 16,747,477
Other Personnel Costs	341,440	341,440
Professional Fees and Services	322,006	322,006
Fuels and Lubricants	85,444	85,444
Consumable Supplies	233,098	233,098
Utilities	1,206,534	1,206,533
Travel	162,685	162,685
Rent - Building	1,000	1,000
Rent - Machine and Other	122,000	122,000
Other Operating Expense	1,262,186	1,244,486
Client Services	660,715	660,715
Food for Persons - Wards of State	297,610	297,610
Capital Expenditures	<u>2,368,303</u>	<u>161,000</u>

Total, Object-of-Expense Informational Listing	<u>\$ 23,777,752</u>	<u>\$ 21,585,494</u>
---	----------------------	----------------------

Estimated Allocations for Employee Benefits and Debt Service Appropriations Made Elsewhere in this Act:

SCHOOL FOR THE DEAF
(Continued)

<u>Employee Benefits</u>		
Retirement	\$ 955,358	\$ 969,688
Group Insurance	3,012,057	3,085,698
Social Security	1,264,882	1,283,856
Benefits Replacement	<u>143,339</u>	<u>136,172</u>
Subtotal, Employee Benefits	<u>\$ 5,375,636</u>	<u>\$ 5,475,414</u>
<u>Debt Service</u>		
TPFA GO Bond Debt Service	\$ 766,164	\$ 749,220
Lease Payments	<u>5,478,690</u>	<u>5,459,689</u>
Subtotal, Debt Service	<u>\$ 6,244,854</u>	<u>\$ 6,208,909</u>
Total, Estimated Allocations for Employee Benefits and Debt Service Appropriations Made Elsewhere in this Act		
	<u>\$ 11,620,490</u>	<u>\$ 11,684,323</u>

1. **Performance Measure Targets.** The following is a listing of the key performance target levels for the School for the Deaf. It is the intent of the Legislature that appropriations made by this Act be utilized in the most efficient and effective manner possible to achieve the intended mission of the School for the Deaf. In order to achieve the objectives and service standards established by this Act, the School for the Deaf shall make every effort to attain the following designated key performance target levels associated with each item of appropriation.

	<u>2008</u>	<u>2009</u>
A. Goal: ACADEMIC, LIFE, AND WORK TRAINING		
Outcome (Results/Impact):		
Percent of Academic Courses in Which Students Obtain a Passing Grade	98%	98%
Percent of Graduates Accepted in Postsecondary Education	68%	68%
A.1.1. Strategy: CLASSROOM INSTRUCTION		
Output (Volume):		
Number of Students Enrolled at Texas School for the Deaf	483	486
Number of Graduates Accepted in Postsecondary Education or Training Programs	42	43
Number of Students Enrolled in the Special Needs Department	91	91
Efficiencies:		
Average Cost of Instructional Program Per Student Per Day	78.65	77.52
Explanatory:		
Average Length of Enrollment (By Months) in Regular Year Program	50	50
A.1.2. Strategy: RESIDENTIAL PROGRAM		
Output (Volume):		
Number of Residential Students	275	275
Efficiencies:		
Average Cost of Residential Program Per Student Per Night	44.62	44.62
A.1.3. Strategy: RELATED AND SUPPORT SERVICES		
Output (Volume):		
Number of Students Receiving Counseling	180	180
Number of Comprehensive Assessments Conducted for Current Students	165	170
Number of Students Receiving Speech Therapy	300	300
B. Goal: OUTREACH AND RESOURCE SERVICES		
B.1.1. Strategy: TECHNICAL ASSISTANCE		
Output (Volume):		
Number of Participants in Workshops and Training Seminars	6,437	7,239

2. **Capital Budget.** None of the funds appropriated above may be expended for capital budget items except as listed below. The amounts shown below shall be expended only for the purposes shown and are not available for expenditure for other purposes. Amounts appropriated above and identified in this provision as appropriations either for "Lease payments to the Master Lease Purchase Program" or for items with an "(MLPP)" notation shall be expended only for the purpose of making lease-purchase payments to the Texas Public Finance Authority pursuant to the provisions of Government Code § 1232.103.

SCHOOL FOR THE DEAF
(Continued)

	<u>2008</u>	<u>2009</u>
a. Repair or Rehabilitation of Buildings and Facilities		
(1) Repair and Rehabilitation of Aging Buildings and Equipment	\$ 2,227,303	\$ 0
b. Acquisition of Information Resource Technologies		
(1) Lease Payments to Upgrade and Replace Hardware (06-07 Acquisition)	\$ 60,000	\$ 20,000
c. Transportation Items		
(1) Lease Payments for 1 School Bus and 1 Van to Provide Student Transportation (06-07 Acquisition)	\$ 37,000	\$ 25,000
d. Other Lease Payments to the Master Lease Purchase Program (MLPP)		
(1) 08/09 Computer Replacement	44,000	88,000
(2) 08/09 Transportation	<u>\$ 0</u>	<u>\$ 28,000</u>
Total, Other Lease Payments to the Master Lease Purchase Program (MLPP)	<u>\$ 44,000</u>	<u>\$ 116,000</u>
Total, Capital Budget	<u><u>\$ 2,368,303</u></u>	<u><u>\$ 161,000</u></u>
Method of Financing (Capital Budget):		
General Revenue Fund	<u>\$ 2,368,303</u>	<u>\$ 161,000</u>
Total, Method of Financing	<u><u>\$ 2,368,303</u></u>	<u><u>\$ 161,000</u></u>

3. **Educational Professional Salary Increases.** The funds appropriated in Strategy C.1.1, Educational Professional Salary Increases, are estimated General Revenue amounts and are contingent upon the increases granted to comparable educational professionals in the Austin Independent School District, pursuant to Texas Education Code § 30.055(b)(1). No later than November 1 of each year of the biennium, the Texas School for the Deaf shall submit, in a form acceptable to the Legislative Budget Board and the Governor, a computation of the salary increases. The school is directed to include in each year of the subsequent biennium baseline budget request the actual amount expended for salary increases in the second year of the previous biennium.

**SPECIAL PROVISIONS FOR THE SCHOOL FOR THE BLIND
AND VISUALLY IMPAIRED AND SCHOOL FOR THE DEAF**

1. **Services to Employees.** The governing boards may expend money for the provision of first aid or other minor medical attention for employees injured in the course and scope of their employment and for the repair and/or replacement of employees' items of personal property which are damaged or destroyed in the course and scope of their employment, so long as such items are medically prescribed equipment (e.g., eyeglasses, hearing aids, etc.).
2. **Emoluments.** The Superintendent is authorized to determine emoluments for certain positions provided that the provision of such emoluments is necessary to effectively carry out the job responsibilities of the position.
3. **Appropriation of Funds.** With respect to the following funds held outside the State Treasury, any balances remaining at the end of the fiscal years ending August 31, 2007 and 2008, plus all receipts deposited to each fund's credit and income received on the fund during the biennium, are appropriated for the continued purpose for which the fund was established subject to the approval of the respective governing board: the Expendable Trust Fund; the Student Trust Fund; the Student Activity Fund; and the Student Aid Fund.

With respect to the following funds held within the State Treasury, any balances remaining at the end of the fiscal years ending August 31, 2007 and 2008, plus all receipts deposited to each fund's credit and income received on the fund during the biennium, are appropriated for the continued purpose for which the fund was established: Vocational Programs Fund;

**SPECIAL PROVISIONS FOR THE SCHOOL FOR THE BLIND
AND VISUALLY IMPAIRED AND SCHOOL FOR THE DEAF**
(Continued)

Technology Lending Fund; Curriculum Publications Fund; Independent School District Fund; State and County Available Fund and other funds brought into the State Treasury under Texas Government Code, Chapter 404.

Funds received from sale of food and garbage and from the use of facilities of the Texas School for the Blind and Visually Impaired and the Texas School for the Deaf by organizations and other entities, including the Recording for the Blind, Inc., and any daycare center provider using the facilities, are appropriated for the use of the respective school subject to the approval of the governing board.

4. **Certification and Appropriation of Medicaid Reimbursement.** The Texas School for the Blind and Visually Impaired and the Texas School for the Deaf shall certify and/or transfer appropriated state funds to the Health and Human Services Commission or its designee for the state share of any Medicaid reimbursement for services provided to eligible students. The federal share of such reimbursement is appropriated to each respective school.
5. **Payments by School Districts.** All revenues collected from local school districts in excess of the funds appropriated above are hereby appropriated to the Texas School for the Blind and Visually Impaired and the Texas School for the Deaf, respectively.
6. **Consideration for Grants from the Texas Education Agency.** For all grants of state or federal funds by the Texas Education Agency, the Texas School for the Blind and Visually Impaired and the Texas School for the Deaf shall be considered independent school districts for purposes of eligibility determination, unless the Commissioner of Education and the school Superintendents mutually agree to an alternate consideration.

TEACHER RETIREMENT SYSTEM

	For the Years Ending	
	August 31, 2008	August 31, 2009
Method of Financing:		
General Revenue Fund	\$ 1,615,051,416	\$ 1,679,207,796
GR Dedicated - Estimated Other Educational and General Income Account No. 770	81,139,968	85,196,966
Teacher Retirement System Trust Account Fund No. 960	<u>53,577,221</u>	<u>53,061,082</u>
Total, Method of Financing	<u>\$ 1,749,768,605</u>	<u>\$ 1,817,465,844</u>
This bill pattern represents an estimated 3% of this agency's estimated total available funds for the biennium.		
Number of Full-Time-Equivalents (FTE):¹	435.3	435.3
Schedule of Exempt Positions:		
Executive Director	\$225,000	\$225,000
Chief Investment Officer	402,000	402,000
Investment Fund Director	240,720	240,720
Investment Fund Director	213,816	213,816
Investment Fund Director	204,000	204,000
Investment Fund Director	174,996	174,996
Items of Appropriation:		
A. Goal: TEACHER RETIREMENT SYSTEM		
To Administer the System as an Employee Benefit Trust.		

¹ Incorporates the passage of HB 2427, 80th Legislature, Regular Session, resulting in an increase of \$500,000 in Other Funds in each fiscal year of the biennium and an increase of 8.0 FTEs. (See Rider 11).

TEACHER RETIREMENT SYSTEM
(Continued)

A.1.1. Strategy: TRS - PUBLIC EDUCATION RETIREMENT ²	\$ 1,189,470,352	\$ 1,237,006,522
Retirement Contributions for Public Education Employees. Estimated.		
A.1.2. Strategy: TRS - HIGHER EDUCATION RETIREMENT	\$ 274,683,675	\$ 284,291,225
Retirement Contributions for Higher Education Employees. Estimated.		
A.1.3. Strategy: ADMINISTRATIVE OPERATIONS ³	\$ 51,900,000	\$ 51,300,000
A.2.1. Strategy: RETIREE HEALTH - STATUTORY FUNDS	\$ 220,594,269	\$ 231,675,389
Healthcare for Public Ed Retirees Funded by Statute. Estimated.		
Total, Goal A: TEACHER RETIREMENT SYSTEM	<u>\$ 1,736,648,296</u>	<u>\$ 1,804,273,136</u>
B. Goal: SCHOOL EMPLOYEE CHIP		
School Employee Children's Health Insurance Program.		
B.1.1. Strategy: SCHOOL EMPLOYEE CHIP	\$ 13,120,309	\$ 13,192,708
School Employee Children's Health Insurance Program.		
Grand Total, TEACHER RETIREMENT SYSTEM	<u>\$ 1,749,768,605</u>	<u>\$ 1,817,465,844</u>
Object-of-Expense Informational Listing:		
Salaries and Wages	\$ 27,559,591	\$ 29,880,321
Other Personnel Costs ²	1,685,443,296	1,753,718,136
Professional Fees and Services	7,128,605	7,321,830
Fuels and Lubricants	2,468	2,592
Consumable Supplies	477,218	492,327
Utilities	925,768	934,174
Travel	743,553	760,003
Rent - Building	34,401	34,401
Rent - Machine and Other	167,100	171,405
Other Operating Expense	23,039,675	22,807,135
Capital Expenditures	<u>4,246,930</u>	<u>1,343,520</u>
Total, Object-of-Expense Informational Listing	<u>\$ 1,749,768,605</u>	<u>\$ 1,817,465,844</u>
Estimated Allocations for Employee Benefits and Debt Service Appropriations Made Elsewhere in this Act:		
<u>Employee Benefits</u>		
Retirement	\$ 1,677,221	\$ 1,761,082
Social Security	1,933,683	1,962,688
Benefits Replacement	<u>168,466</u>	<u>160,043</u>
Subtotal, Employee Benefits	<u>\$ 3,733,489</u>	<u>\$ 3,835,638</u>
Total, Estimated Allocations for Employee Benefits and Debt Service Appropriations Made Elsewhere in this Act	<u>\$ 3,733,489</u>	<u>\$ 3,835,638</u>

- 1. Performance Measure Targets.** The following is a listing of the key performance target levels for the Teacher Retirement System. It is the intent of the Legislature that appropriations made by this Act be utilized in the most efficient and effective manner possible to achieve the intended mission of the Teacher Retirement System. In order to achieve the objectives and service standards established by this Act, the Teacher Retirement System shall make every effort to attain the following designated key performance target levels associated with each item of appropriation.

² Incorporates Article IX, § 19.45, of this Act, due to the enactment of HB 2358, 80th Legislature, Regular Session, relating to the deposit of certain contributions paid from local and federal funds to the Teacher Retirement System Trust Account Fund No. 960, resulting in a reduction in General Revenue Funds in Strategy A.1.1, TRS – Public Education Retirement, of \$185,990,155 in FY 2008 and \$208,308,973 in FY 2009; in Strategy A.1.2, TRS – Higher Education Retirement, of \$66,246,493 in FY 2008 and \$74,196,072 in FY 2009; and in Strategy A.2.1, Retiree Health – Statutory Funds, of \$21,590,625 in FY 2008 and \$22,618,750 in FY 2009.

³ Incorporates the passage of HB 2427, 80th Legislature, Regular Session, resulting in an increase of \$500,000 in Other Funds in each fiscal year of the biennium and an increase of 8.0 FTEs. (See Rider 11).

TEACHER RETIREMENT SYSTEM
(Continued)

	<u>2008</u>	<u>2009</u>
A. Goal: TEACHER RETIREMENT SYSTEM		
Outcome (Results/Impact):		
Percent of TRS Retirees Rating TRS Member Services as Satisfactory or Better	95%	95%
Percent of TRS Active Members Rating TRS Services As Satisfactory or Better	90%	90%
TRS Retirement Fund Benefit Administration Annual Operating Expense Per Member/Annuitant in Dollars (Excluding Investment Expenses)	27	27
Percent of TRS-Care Participants Rating TRS-Care Services as Satisfactory or Better	85%	85%
A.1.3. Strategy: ADMINISTRATIVE OPERATIONS		
Output (Volume):		
Number of TRS Benefit Applications Processed	62,000	63,000
Efficiencies:		
Percent of TRS Retirees Whose First Annuity Is Paid within 31 Days of When It Is First Due	98%	98%
Average Customer Hold Time for Calls Received on Toll-free Number (In Minutes)	2	2
A.2.1. Strategy: RETIREE HEALTH - STATUTORY FUNDS		
Output (Volume):		
Dollar Amount of Participating Network Savings	715,664,044	847,920,259
Efficiencies:		
Percent of TRS - Care Medical Claims Adjudicated within 14 Days of Receipt	93%	93%

- 2. Capital Budget.** None of the funds appropriated above for Strategy A.1.3, Administrative Operations, may be expended for capital budget items except as listed below. The amounts shown below shall be expended only for the purposes shown and are not available for expenditure for other purposes.

	<u>2008</u>	<u>2009</u>
a. Repair or Rehabilitation of Buildings and Facilities		
(1) Building Renovations FY 2008/FY 2009	\$ 120,000	\$ 120,000
(2) Retrofit Elevators FY 2008	900,000	0
(3) Energy Efficiency Retrofit FY 2008	215,250	0
(4) Security System/Back-up Power System Upgrades FY 2008	<u>\$ 1,100,000</u>	<u>\$ 0</u>
Total, Repair or Rehabilitation of Buildings and Facilities	<u>\$ 2,335,250</u>	<u>\$ 120,000</u>
b. Acquisition of Information Resource Technologies		
(1) Telecommunications Upgrade FY 2008/FY 2009	375,000	375,000
(2) PC Workstation Upgrades FY 2008/FY 2009	210,000	220,500
(3) Investment Accounting System Renovation FY 2008	900,000	0
(4) Legislation-Related Pension System Modifications FY 2009	0	200,000
(5) Imaging System Upgrade FY 2008/FY 2009	60,000	60,000
(6) DASD Upgrade FY 2008/FY 2009	231,000	231,000
(7) Mainframe/Peripheral Upgrades FY 2008/FY 2009	<u>\$ 60,000</u>	<u>\$ 60,000</u>
Total, Acquisition of Information Resource Technologies	<u>\$ 1,836,000</u>	<u>\$ 1,146,500</u>
Total, Capital Budget	<u><u>\$ 4,171,250</u></u>	<u><u>\$ 1,266,500</u></u>
Method of Financing (Capital Budget):		
Teacher Retirement System Trust Account Fund No. 960	<u>\$ 4,171,250</u>	<u>\$ 1,266,500</u>
Total, Method of Financing	<u><u>\$ 4,171,250</u></u>	<u><u>\$ 1,266,500</u></u>

- 3. Updated Actuarial Valuation.** The Teacher Retirement System shall contract with an actuary to perform a limited actuarial valuation of the assets and liabilities of the Teacher

TEACHER RETIREMENT SYSTEM (Continued)

Retirement System as of February 28 in those years when the Legislature meets in regular session. The purpose of the valuation shall be to determine the effect of investment, salary, and payroll experience on the unfunded liability, the amortization period, and the state contribution rate which results in a 30-year amortization period of the retirement system.

4. **State Contribution to Teacher Retirement Program.** The amounts specified above in A.1.1, TRS-Public Education Retirement, \$1,189,470,352 in fiscal year 2008 and \$1,237,006,522 in fiscal year 2009, and A.1.2, TRS-Higher Education Retirement, \$274,683,675 in fiscal year 2008 and \$284,291,225 in fiscal year 2009, are based on a state contribution of 6.58 percent of payroll for each fiscal year, estimated.

Amounts reflected above in Strategy A.1.1, TRS-Public Education Retirement and Strategy A.1.2, TRS-Higher Education Retirement have been adjusted to reflect reductions in General Revenue appropriations in fiscal year 2008 and fiscal year 2009 associated with passage and enactment of House Bill 2358, 80th Legislature, Regular Session, 2007.

5. **State Contribution to Texas Public School Retired Employees Group Insurance Program.** The amounts specified above in A.2.1, Retiree Health-Statutory Funds, \$220,594,269 in fiscal year 2008 and \$231,675,389 in fiscal year 2009 are based on a state contribution rate of 1.00 percent of payroll for each fiscal year, estimated.

Amounts reflected above in Strategy A.2.1, Retiree Health- Statutory Funds have been adjusted to reflect reductions in General Revenue appropriations in fiscal year 2008 and fiscal year 2009 associated with passage and enactment of House Bill 2358, 80th Legislature, Regular Session, 2007.

The retirement system shall notify the Legislative Budget Board, the Governor, and its membership prior to establishing premiums, regarding the impact such premiums will have on retiree costs for TRS-Care insurance.

It is the intent of the Legislature that the Teacher Retirement System control the cost of the retiree insurance program by not providing rate increases to health care providers and pharmacy providers during the 2008-09 biennium without providing 60 days notice to the Legislative Budget Board.

6. **Excess Benefit Arrangement Account.** There is hereby appropriated to the Teacher Retirement System all funds transferred or deposited into the Excess Benefit Arrangement Account established in the General Revenue Fund for the purpose of paying benefits as authorized by Government Code §825.517.
7. **Transfer of Other Educational and General Income.** The Comptroller of Public Accounts is hereby authorized to transfer the necessary appropriations made above in A.1.2, TRS-Higher Education Retirement from Other Educational and General Income to institutions of higher education to meet their obligations and comply with the proportionality policy as expressed in the Article IX provision entitled Salaries to be Proportional by Fund.
8. **Exempt Positions.** Notwithstanding the limitations contained in the Article IX provision entitled Scheduled Exempt Positions, the TRS Board of Trustees may determine the salaries of the positions listed above in the Schedule of Exempt Positions without limitation.
9. **Travel Expenditures.** Notwithstanding the limitations on travel expenditures contained in Article IX of this Act, the annual out-of-state travel cap for the Teacher Retirement System is hereby set at \$525,000 for each year of the biennium. The additional authority is provided to allow TRS' investment professionals greater personal access to financial centers, investment experts, and investor information.
10. **Annual School District Contribution Rate to TRS-Care.** The annual contribution rate for school districts for fiscal years 2008 and 2009 shall be 0.55 percent of total payroll.
11. **Contingency Rider for House Bill 2427.**⁴ Contingent on passage and enactment of House Bill 2427 or similar legislation related to recommendations of the Sunset Advisory Commission pertaining to the Teacher Retirement System, the appropriation above in Strategy A.1.3: Administrative Operations includes \$500,000 in fiscal year 2008 and \$500,000 in fiscal

⁴ Rider amended to reflect inclusion of appropriation in Strategy A.1.3, Administrative Operations.

TEACHER RETIREMENT SYSTEM
(Continued)

year 2009 out of Teacher Retirement System Trust Account Fund No. 960, and the agency's FTE cap as stated above has been increased by 8.0 for the purpose of implementing the provisions of the bill.

12. **CHIP Reporting and Contracting.** The Teacher Retirement System shall contract with the Health and Human Services Commission to fund those children of school district personnel who are enrolled in the Children's Health Insurance Program at the Commission.
13. **Contingency for Senate Bill 1846.**⁵ Contingent on passage and enactment of Senate Bill 1846 or similar legislation related to contributions and benefits of the Teacher Retirement System, members of the Teacher Retirement System shall contribute an amount equal to 6.58 percent of annual compensation to the Teacher Retirement System, effective September 1, 2007.

Contingent on passage and enactment of Senate Bill 1846 or similar legislation related to contributions and benefits of the Teacher Retirement System and providing a supplemental annuity payment, the Teacher Retirement System Board of Trustees shall pay a supplemental benefit payment on September 1, 2007, or as close to that date as practicable, equal to the monthly annuitant payment to which an annuitant eligible for a standard annuity retirement payment; an optional retirement annuity payment as either a retiree or beneficiary; a life annuity payment under Section 824.402(a)(4), Government Code; an annuity for a guaranteed period of 60 months under Section 824.402(a)(3); or an alternate payee annuity payment under Section 804.005, Government Code, on September 1, 2005 is entitled, but not to exceed \$2,400 per eligible annuitant or beneficiary.

⁵ SB 1846, 80th Legislature, Regular Session, did pass. However, the enacted legislation vests limited authority to increase the member contribution rate up to 6.58 percent with the Teacher Retirement System Board of Trustees, should the Board determine that an increase would be necessary to meet the requirements of SB 1846. The member contribution rate is not modified by virtue of this Act.

OPTIONAL RETIREMENT PROGRAM

	For the Years Ending	
	August 31, 2008	August 31, 2009
Method of Financing:		
General Revenue Fund	\$ 121,564,539	\$ 126,427,120
GR Dedicated - Estimated Other Educational and General Income Account No. 770	25,879,254	26,914,424
Total, Method of Financing	<u>\$ 147,443,793</u>	<u>\$ 153,341,544</u>

This bill pattern represents an estimated 100% of this agency's estimated total available funds for the biennium.

Items of Appropriation:		
A. Goal: OPTIONAL RETIREMENT PROGRAM		
A.1.1. Strategy: OPTIONAL RETIREMENT PROGRAM	\$ 147,443,793	\$ 153,341,544
Optional Retirement Program. Estimated.		
Grand Total, OPTIONAL RETIREMENT PROGRAM	<u>\$ 147,443,793</u>	<u>\$ 153,341,544</u>
Object-of-Expense Informational Listing:		
Other Personnel Costs	\$ 147,443,793	\$ 153,341,544
Total, Object-of-Expense Informational Listing	<u>\$ 147,443,793</u>	<u>\$ 153,341,544</u>

1. **Performance Measure Targets.** The following is a listing of the key performance target levels for the Optional Retirement Program. It is the intent of the Legislature that appropriations made by this Act be utilized in the most efficient and effective manner possible to achieve the intended mission of the Optional Retirement Program. In order to achieve the objectives and service

OPTIONAL RETIREMENT PROGRAM
(Continued)

standards established by this Act, the Optional Retirement Program shall make every effort to attain the following designated key performance target levels associated with each item of appropriation.

	<u>2008</u>	<u>2009</u>
A. Goal: OPTIONAL RETIREMENT PROGRAM		
A.1.1. Strategy: OPTIONAL RETIREMENT PROGRAM		
Output (Volume):		
Number of ORP Participants	38,867	39,256
2. State Contribution to Optional Retirement Program. The amount specified above in A.1.1, Optional Retirement Program, is based on a state contribution rate of 6.58 percent of payroll for each fiscal year, estimated. Institutions of higher education and the Texas Education Agency, if applicable, are required to certify estimates of state contributions required for payment to the Comptroller, and the Comptroller shall allocate the state contributions to institutions and the Texas Education Agency pursuant to Government Code § 830.202.		
3. Use of Local Funds for Supplementing the General Revenue Appropriation to the Optional Retirement Program. Institutions and agencies authorized under state law to provide the Optional Retirement Program to their employees are authorized to use local funds or other sources of funds to supplement the General Revenue Fund appropriation at a rate up to 1.92 percent of payroll.		
4. Transfer of Other Educational and General Income. The Comptroller of Public Accounts is hereby authorized to transfer the necessary appropriations made above from Other Educational and General Income to institutions of higher education to meet their obligations and comply with the proportionality policy as expressed in Article IX of this Act.		

HIGHER EDUCATION EMPLOYEES GROUP INSURANCE CONTRIBUTIONS

	For the Years Ending	
	August 31, 2008	August 31, 2009
Method of Financing:		
General Revenue Fund	\$ 502,899,303	\$ 348,926,726
State Highway Fund No. 006	<u>569,101</u>	<u>569,101</u>
Total, Method of Financing	<u>\$ 503,468,404</u>	<u>\$ 349,495,827</u>

This bill pattern represents an estimated 100% of this agency's estimated total available funds for the biennium.

Items of Appropriation:

A. Goal: STATE CONTRIBUTION, UT SYSTEM
Group Insurance, State Contribution, UT System.

A.1.1. Strategy: UT - ARLINGTON The University of Texas at Arlington.	\$ 8,715,317	\$ 8,715,317
A.1.2. Strategy: UT - AUSTIN The University of Texas at Austin.	\$ 26,640,223	\$ 26,640,223
A.1.3. Strategy: UT - DALLAS The University of Texas at Dallas.	\$ 5,526,899	\$ 5,526,899
A.1.4. Strategy: UT - EL PASO The University of Texas at El Paso.	\$ 8,787,377	\$ 8,787,377
A.1.5. Strategy: UT - PAN AMERICAN The University of Texas - Pan American.	\$ 5,510,664	\$ 5,510,664
A.1.6. Strategy: UT - BROWNSVILLE The University of Texas at Brownsville.	\$ 2,050,844	\$ 2,050,844
A.1.7. Strategy: UT - PERMIAN BASIN The University of Texas of the Permian Basin.	\$ 1,386,049	\$ 1,386,049
A.1.8. Strategy: UT - SAN ANTONIO The University of Texas at San Antonio.	\$ 8,304,535	\$ 8,304,535
A.1.9. Strategy: UT - TYLER The University of Texas at Tyler.	\$ 2,649,813	\$ 2,649,813
A.1.10. Strategy: UT SW MEDICAL - DALLAS The University of Texas Southwestern Medical Center at Dallas.	\$ 9,205,721	\$ 9,205,721
A.1.11. Strategy: UT MEDICAL - GALVESTON The University of Texas Medical Branch at Galveston.	\$ 34,450,565	\$ 34,450,565
A.1.12. Strategy: UTHSC - HOUSTON The University of Texas Health Science Center at Houston.	\$ 11,374,480	\$ 11,374,480
A.1.13. Strategy: UTHSC - SAN ANTONIO The University of Texas Health Science Center at San Antonio.	\$ 15,608,599	\$ 15,608,599
A.1.14. Strategy: UT MD ANDERSON The University of Texas M. D. Anderson Cancer Center.	\$ 6,795,194	\$ 6,795,194
A.1.15. Strategy: UT HEALTH CENTER - TYLER The University of Texas Health Center at Tyler.	\$ 2,751,761	\$ 2,751,761
A.1.16. Strategy: TEXAS SOUTHMOST (UT) Texas Southmost College (UT Share).	\$ 2,524,459	\$ 2,524,459
A.1.17. Strategy: UT SYSTEM ADMINISTRATION The University of Texas System Administration.	<u>\$ 55,634</u>	<u>\$ 55,634</u>

Total, Goal A: STATE CONTRIBUTION, UT SYSTEM \$ 152,338,134 \$ 152,338,134

B. Goal: STATE CONTRIBUTION, A&M SYSTEM
Group Insurance, State Contribution, A&M System.

B.1.1. Strategy: TEXAS A&M UNIVERSITY	\$ 24,548,270	\$ 24,548,270
B.1.2. Strategy: A&M SYSTEM HEALTH SCIENCE CENTER Texas A&M University System Health Science Center.	\$ 3,756,849	\$ 3,756,849
B.1.3. Strategy: A&M - GALVESTON Texas A&M University at Galveston.	\$ 1,187,887	\$ 1,187,887
B.1.4. Strategy: PRAIRIE VIEW A&M Prairie View A&M University.	\$ 4,426,691	\$ 4,426,691

HIGHER EDUCATION EMPLOYEES GROUP INSURANCE CONTRIBUTIONS

(Continued)

B.1.5. Strategy: TARLETON STATE UNIVERSITY	\$	3,359,264	\$	3,359,264
B.1.6. Strategy: A&M - CORPUS CHRISTI Texas A&M University - Corpus Christi.	\$	3,773,872	\$	3,773,872
B.1.7. Strategy: A&M - KINGSVILLE Texas A&M University - Kingsville.	\$	4,228,942	\$	4,228,942
B.1.8. Strategy: A&M - INTERNATIONAL Texas A&M International University.	\$	1,940,162	\$	1,940,162
B.1.9. Strategy: WEST TEXAS A&M West Texas A&M University.	\$	3,733,496	\$	3,733,496
B.1.10. Strategy: TEXAS A&M UNIVERSITY - COMMERCE	\$	4,281,863	\$	4,281,863
B.1.11. Strategy: TEXAS A&M UNIVERSITY - TEXARKANA	\$	798,988	\$	798,988
B.1.12. Strategy: AG EXPERIMENT STATION ¹ Texas Agricultural Experiment Station.	\$	6,865,376	\$	6,865,376
B.1.13. Strategy: COOPERATIVE EXTENSION ² Texas Cooperative Extension.	\$	10,428,006	\$	10,428,006
B.1.14. Strategy: ENG EXPERIMENT STATION Texas Engineering Experiment Station.	\$	1,759,776	\$	1,759,776
B.1.15. Strategy: TRANSPORTATION INSTITUTE Texas Transportation Institute.	\$	569,101	\$	569,101
B.1.16. Strategy: ENG EXTENSION SERVICE Texas Engineering Extension Service.	\$	331,309	\$	331,309
B.1.17. Strategy: TEXAS FOREST SERVICE	\$	2,448,796	\$	2,448,796
B.1.18. Strategy: VET MEDICAL DIAGNOSTIC LAB Texas Veterinary Medical Diagnostic Laboratory.	\$	483,526	\$	483,526
B.1.19. Strategy: A&M SYSTEM ADMINISTRATION Texas A&M University System Administration.	\$	<u>28,905</u>	\$	<u>28,905</u>
Total, Goal B: STATE CONTRIBUTION, A&M SYSTEM	\$	<u>78,951,079</u>	\$	<u>78,951,079</u>

C. Goal: STATE CONTRIBUTION, ERS
Group Insurance, State Contribution, Employees Retirement System.

C.1.1. Strategy: UNIVERSITY OF HOUSTON	\$	13,265,538	\$	13,265,538
C.1.2. Strategy: UH - CLEARLAKE University of Houston - Clear Lake.	\$	2,485,893	\$	2,485,893
C.1.3. Strategy: UH - DOWNTOWN University of Houston - Downtown.	\$	2,054,446	\$	2,054,446
C.1.4. Strategy: UH - VICTORIA University of Houston - Victoria.	\$	1,254,405	\$	1,254,405
C.1.5. Strategy: UH SYSTEM ADMINISTRATION The University of Houston System Administration.	\$	573,884	\$	573,884
C.1.6. Strategy: LAMAR UNIVERSITY	\$	4,809,653	\$	4,809,653
C.1.7. Strategy: LAMAR INSTITUTE OF TECHNOLOGY	\$	709,699	\$	709,699
C.1.8. Strategy: LAMAR STATE COLLEGE - ORANGE	\$	678,723	\$	678,723
C.1.9. Strategy: LAMAR STATE COLLEGE - PORT ARTHUR	\$	1,277,899	\$	1,277,899
C.1.10. Strategy: ANGELO STATE UNIVERSITY	\$	2,844,757	\$	2,844,757
C.1.11. Strategy: SAM HOUSTON STATE UNIV Sam Houston State University.	\$	5,776,682	\$	5,776,682
C.1.12. Strategy: TEXAS STATE UNIVERSITY Texas State University, San Marcos.	\$	8,145,828	\$	8,145,828
C.1.13. Strategy: SUL ROSS STATE UNIVERSITY	\$	1,820,226	\$	1,820,226
C.1.14. Strategy: SUL ROSS STATE-RIO GRANDE COLLEGE Sul Ross State University - Rio Grande College.	\$	313,744	\$	313,744
C.1.15. Strategy: TEXAS STATE SYSTEM ADMIN Texas State University System Administration.	\$	85,853	\$	85,853
C.1.16. Strategy: MIDWESTERN STATE UNIV Midwestern State University.	\$	2,438,445	\$	2,438,445
C.1.17. Strategy: UNIVERSITY OF NORTH TEXAS	\$	12,615,865	\$	12,615,865
C.1.18. Strategy: UNT HEALTH SCIENCE CENTER University of North Texas Health Science Center at Fort Worth.	\$	3,755,162	\$	3,755,162
C.1.19. Strategy: STEPHEN F. AUSTIN Stephen F. Austin State University.	\$	5,508,131	\$	5,508,131

¹ Effective January 1, 2008, the Texas Agricultural Experiment Station will change its name to Texas AgriLife Research.

² Effective January 1, 2008, the Texas Cooperative Extension will change its name to Texas AgriLife Extension Service.

HIGHER EDUCATION EMPLOYEES GROUP INSURANCE CONTRIBUTIONS
(Continued)

C.1.20. Strategy: TEXAS SOUTHERN UNIVERSITY	\$	3,876,050	\$	3,876,050
C.1.21. Strategy: TEXAS TECH UNIVERSITY	\$	14,124,693	\$	14,124,693
C.1.22. Strategy: TEXAS TECH HEALTH SCI CTR Texas Tech University Health Sciences Center.	\$	14,487,642	\$	14,487,642
C.1.23. Strategy: TEXAS WOMAN'S UNIVERSITY	\$	5,188,363	\$	5,188,363
C.1.24. Strategy: TSTC - HARLINGEN Texas State Technical College - Harlingen.	\$	1,785,834	\$	1,785,834
C.1.25. Strategy: TSTC - WEST TEXAS Texas State Technical College - West Texas.	\$	1,104,330	\$	1,104,330
C.1.26. Strategy: TSTC - WACO Texas State Technical College - Waco.	\$	2,437,158	\$	2,437,158
C.1.27. Strategy: TSTC - MARSHALL Texas State Technical College - Marshall.	\$	375,982	\$	375,982
C.1.28. Strategy: TSTC - SYSTEM ADMIN Texas State Technical College System Administration.	\$	2,686,042	\$	2,686,042
C.1.29. Strategy: PUB COMMUNITY / JR COLLEGES ³ Public Community / Junior Colleges.	\$	153,979,799	\$	UB
C.1.30. Strategy: SKIP CONTRIBUTIONS	\$	722,150	\$	729,372
C.1.31. Strategy: UNIV OF NORTH TEXAS SYSTEM ADMIN University of North Texas System Administration.	\$	497,486	\$	497,486
C.1.32. Strategy: TEXAS TECH UNIVERSITY SYSTEM ADMIN Texas Tech University System Administration.	\$	<u>498,829</u>	\$	<u>498,829</u>
Total, Goal C: STATE CONTRIBUTION, ERS	\$	<u>272,179,191</u>	\$	<u>118,206,614</u>
Grand Total, HIGHER EDUCATION EMPLOYEES GROUP INSURANCE CONTRIBUTIONS	\$	<u>503,468,404</u>	\$	<u>349,495,827</u>
Object-of-Expense Informational Listing:				
Other Personnel Costs	\$	<u>503,468,404</u>	\$	<u>349,495,827</u>
Total, Object-of-Expense Informational Listing	\$	<u>503,468,404</u>	\$	<u>349,495,827</u>

1. State Contribution to Group Insurance for Higher Education Employees Participating in the Employees Retirement System Group Benefit Program. Funds identified above for group insurance are intended to fund:

- a. the total cost of the basic life and health coverage for all active and retired employees; and
- b. fifty percent of the total cost of health coverage for the spouses and dependent children of all active and retired employees who enroll in coverage categories which include a spouse and/or dependent children.

In no event shall the total amount of state contributions allocated to fund coverage in an optional health plan exceed the actuarially determined total amount of state contributions that would be required to fund basic health coverage for those active employees and retirees who have elected to participate in that optional health plan.

General Revenue funds appropriated herein for the State Kids Insurance Program (SKIP) are intended to provide a premium-sharing structure comparable to the Children's Health Insurance Program (CHIP). Institutions of higher education paying for health insurance costs from non-General Revenue funds shall provide the same levels of premium-sharing for SKIP enrollees as provided for those higher education employees with health insurance paid from General Revenue funds.

Funds appropriated for higher education employees' group insurance contributions may not be used for any other purpose.

It is further provided that institutions shall cooperate so that employees employed by more than one institution may be covered under one group policy and that said policy may be held

³ The Governor vetoed appropriations out of the General Revenue Fund in the amount of \$153,979,799 in FY 2009. See the Governor's Veto Proclamation.

HIGHER EDUCATION EMPLOYEES GROUP INSURANCE CONTRIBUTIONS

(Continued)

jointly by two or more institutions and paid from funds appropriated to the institutions for payment of employee insurance premiums as set out above.

2. **The University of Texas System Group Health Insurance Contributions.** Funds identified above for group insurance are intended to fund a comparable portion of the costs of basic health coverage for all active and retired employees and their dependents as is provided above for higher education active and retired employees and dependents participating in the Employees Retirement System's Group Benefit Program.

In no event shall the total amount of state contributions allocated to fund coverage in an optional health plan exceed the actuarially determined total amount of state contributions that would be required to fund basic health coverage for those active employees and retirees who have elected to participate in that optional health plan.

Funds appropriated for higher education employees' group insurance contributions may not be used for any other purpose.

The University of Texas System shall file a report with the Legislative Budget Board, the Governor and the Comptroller by September 15 of each year, detailing all group health insurance plans offered to system employees and retirees, including the benefit schedule, premium amounts, and employee/retiree contributions.

Active and retired employees of The University of Texas System are authorized to use one-half of the "employee-only" state contribution amount for optional insurance. Optional insurance for the employees participating in the group insurance program shall be defined by The University of Texas System. Active and retired employees participating in these plans may only use one-half of the employee-only state contribution if they sign and submit a document to their employing institution indicating they have health insurance coverage from another source.

3. **Texas A&M System Group Health Insurance Contributions.** Funds identified above for group insurance are intended to fund a comparable portion of the costs of basic health coverage for all active and retired employees and their dependents as is provided above for higher education active and retired employees and dependents participating in the Employees Retirement System's Group Benefit Program.

In no event shall the total amount of state contributions allocated to fund coverage in an optional health plan exceed the actuarially determined total amount of state contributions that would be required to fund basic health coverage for those active employees and retirees who have elected to participate in that optional health plan.

Funds appropriated for higher education employees' group insurance contributions may not be used for any other purpose.

The Texas A&M System shall file a report with the Legislative Budget Board, the Governor and the Comptroller by September 15 of each year, detailing all group health insurance plans offered to system employees and retirees, including the benefit schedule, premium amounts, and employee/retiree contributions.

Active and retired employees of the Texas A&M System are authorized to use one-half of the "employee-only" state contribution amount for optional insurance. Optional insurance for the employees participating in the group insurance program shall be defined by the Texas A&M System. Active and retired employees participating in these plans may only use one-half of the employee-only state contribution if they sign and submit a document to their employing institution indicating they have health insurance coverage from another source.

4. **Transfer Authority.** Out of the funds appropriated above:
 - a. The Comptroller shall transfer monthly, one-twelfth of the amount appropriated from those institutions participating in the Employees Retirement System's Group Benefit Program to the Employees Life, Accident, and Health Insurance and Benefits Fund No. 973, for use by the Employees Retirement System for each higher education institution which participates in the group insurance program of the Employees Retirement System.

HIGHER EDUCATION EMPLOYEES GROUP INSURANCE CONTRIBUTIONS
(Continued)

- b. The Comptroller shall transfer monthly, one-twelfth of the amount appropriated from state contributions for institutions belonging to the University of Texas and Texas A&M Systems, to The University of Texas System Office and the Texas A&M University System Office, for use by each institution's group insurance program.
5. **Specification of Appropriations.** The amount of the appropriation made for Strategy C.1.29, Public Community/Junior Colleges, shall be allocated to each college in accordance with a report, specifying the exact amounts for each college, to be provided by the Legislative Budget Board to the Employees Retirement System.
6. **Appropriations Transfers.**
- a. Funds appropriated above to institutions other than those belonging to The University of Texas System or the Texas A&M University System, may be transferred from one appropriation item to another at the discretion of the chief administrative officer of the Employees Retirement System for the purpose of applying appropriations in excess of actual General Revenue group insurance premium costs at any of the higher education institutions named above to appropriation shortfalls for General Revenue group insurance premiums at any of the higher education institutions named above. Funds appropriated above to components of The University of Texas System and the Texas A&M University System may be transferred from one component to another component within the same system at the discretion of the chief administrative officer of each system for the same purposes stated above.
- b. The Employees Retirement System, The University of Texas System, and the Texas A&M University System shall file a report with the Legislative Budget Board, the Governor and the Comptroller by December 1 of each year, detailing any such transfers.
- c. Out of the funds appropriated above in Strategy A.1.11, The University of Texas Medical Branch at Galveston, \$1,879,051 in fiscal year 2008 and \$1,879,051 in fiscal year 2009 is for the purpose of paying General Revenue group insurance premiums for correctional managed health care employees participating in the Employees Retirement System Group Benefit Program. Out of the funds appropriated above in Strategy C.1.22, Texas Tech University Health Sciences Center, \$3,928,675 in fiscal year 2008 and \$3,928,675 in fiscal year 2009 is for the purpose of paying General Revenue group insurance premiums for employees paid from managed health care contracts associated with Texas Youth Commission and Texas Department of Criminal Justice. Except for the transfer authority provided above in Subsection a, these amounts are sum certain.
7. **Unexpended Balances, Higher Education Group Insurance Contributions.** Any unexpended balances remaining as of August 31, 2008 for individual institutions of higher education receiving General Revenue group insurance contributions in this appropriation are hereby appropriated for the same purposes in fiscal year 2009.

HIGHER EDUCATION COORDINATING BOARD

	For the Years Ending	
	August 31,	August 31,
	2008	2009
Method of Financing:		
General Revenue Fund	\$ 482,985,847	\$ 550,723,283
<u>General Revenue Fund - Dedicated</u>		
Scholarship Fund for Fifth Year Accounting Students Account		
No. 106, estimated	603,000	603,000
Medical School Tuition Set Aside Account No. 542	850,000	850,000
Texas Collegiate License Plate Program Account No. 5015, estimated	763,000	338,000
Houston Livestock Show and Rodeo Scholarships Fund Account		
No. 5034, estimated	20,000	5,000
Girl Scout License Plates Account No. 5052, estimated	8,000	3,000
Texas B-on-Time Student Loan Account No. 5103, estimated	22,500,113	17,500,112

HIGHER EDUCATION COORDINATING BOARD
(Continued)

Cotton Boll License Plates Account No. 5119, estimated	28,000	7,000
Boy Scout Plates Account No. 5126, estimated	14,000	6,000
Subtotal, General Revenue Fund - Dedicated	\$ 24,786,113	\$ 19,312,112
Federal Funds	61,479,988	62,059,357
Other Funds		
Appropriated Receipts, estimated	4,581,758	4,581,758
Certificate of Authority Fees, estimated	27,000	27,000
Interagency Contracts, estimated	912,835	912,835
Permanent Health Fund for Higher Education, estimated	1,915,830	1,915,830
Permanent Endowment Fund for the Baylor College of Medicine, estimated	1,125,000	1,125,000
Permanent Fund for the Higher Education Nursing, Allied Health and Other Health Related Programs, estimated	2,025,000	2,025,000
Permanent Fund for Minority Health Research and Education, estimated	1,125,000	1,125,000
Certification and Proprietary School Fees, estimated	195,000	195,000
Interagency Contracts - Transfer from Foundation School Fund No. 193, estimated	16,725,000	16,725,000
Student Loan Funds, estimated	10,002,546	10,043,700
Tax Reimbursement Grants, estimated	60,000	60,000
Subtotal, Other Funds	\$ 38,694,969	\$ 38,736,123
Total, Method of Financing	\$ 607,946,917	\$ 670,830,875

This bill pattern represents an estimated 90% of this agency's estimated total available funds for the biennium.

Number of Full-Time-Equivalents (FTE): ¹	304.9	304.9
---	-------	-------

Schedule of Exempt Positions:

Commissioner of Higher Education, Group 6	\$165,000	\$165,000
---	-----------	-----------

Items of Appropriation:

A. Goal: CLOSE THE GAPS IN HIGHER EDUCATION

Close the Gaps in Participation, Success, Excellence, and Research.

A.1.1. Strategy: PROMOTE PARTICIPATION AND SUCCESS

Promote Participation and Success in Higher Education.	\$ 3,486,360	\$ 3,486,360
--	--------------	--------------

A.1.2. Strategy: CLOSE THE GAPS LOAN PROGRAM^{2, 3}
Close Gaps in Participation and Success by Administering Loan Programs.

	\$ 12,897,835	\$ 11,719,835
--	---------------	---------------

A.2.1. Strategy: CLOSE THE GAPS IN EXCELLENCE	\$ 1,861,675	\$ 1,861,674
---	--------------	--------------

A.2.2. Strategy: CLOSE THE GAPS IN RESEARCH	\$ 334,651	\$ 334,651
---	------------	------------

A.3.1. Strategy: CLOSE THE GAPS - PLANNING/INFO Close the Gaps by Providing Planning and Information.	\$ 2,255,452	\$ 2,255,452
--	--------------	--------------

Total, Goal A: CLOSE THE GAPS IN HIGHER EDUCATION	\$ 26,038,263	\$ 24,901,418
---	---------------	---------------

B. Goal: CLOSE THE GAPS - AFFORDABILITY

Close the Gaps by Improving Affordability.

B.1.1. Strategy: LICENSE PLATE SCHOLARSHIPS License Plate Scholarships Program.	\$ 837,800	\$ 363,800
--	------------	------------

¹ Incorporates Article IX, § 18.02 (c), of this Act, relating to data center consolidation, which reduces the FTE cap by 9.0 each fiscal year of the biennium.
² Incorporates the passage of HB 15, § 30 (a)(9), 80th Legislature, Regular Session, relating to data center services, which appropriated \$552,478 out of General Revenue Funds, \$590,858 out of Student Loan Funds, and \$10,995 out of Federal Funds for the purpose of making payments for data center services.
³ Incorporates the passage of HB 15, § 30(n)(9), 80th Legislature, Regular Session, relating to data center services, which appropriated \$69,878 out of General Revenue Funds, \$74,732 out of Student Loan Funds, and \$1,390 out of Federal Funds for the purpose of making payments for data center consolidation hardware upgrades and physical transfer of equipment.

HIGHER EDUCATION COORDINATING BOARD
(Continued)

B.1.2. Strategy: FIFTH-YEAR ACCOUNTING STUDENTS Fifth-year Accounting Students Program.	\$	555,500	\$	555,500
B.1.3. Strategy: EARLY HS GRADUATION PROGRAM Early High School Graduation Scholarship Program.	\$	6,800,000	\$	6,800,000
B.1.4. Strategy: TANF SCHOLARSHIP PROGRAM Temporary Assistance for Needy Families Scholarship Program.	\$	225,000	\$	225,000
B.1.5. Strategy: EDUCATIONAL AIDE PROGRAM	\$	9,700,000	\$	9,700,000
B.1.6. Strategy: TEACH FOR TEXAS LOAN REPAYMENT Teach for Texas Loan Repayment Assistance/Conditional Grant Program.	\$	4,521,443	\$	4,521,443
B.1.7. Strategy: BORDER FACULTY LOAN REPAYMENT PGM Border Faculty Loan Repayment Program.	\$	197,813	\$	197,813
B.1.8. Strategy: OAG LAWYERS LOAN REPAYMENT PROGRAM	\$	737,434	\$	200,000
B.1.9. Strategy: STUDENT FINANCIAL AID PROGRAMS	\$	378,076,659	\$	368,955,805
B.1.10. Strategy: DOCTORAL INCENTIVE PROGRAM	\$	436,491	\$	436,492
B.1.11. Strategy: ENGINEERING RECRUITMENT ⁴ PROGRAM	\$	1,000,000	\$	1,000,000
B.1.12. Strategy: HIGHER ED PERF INCENTIVE ⁵ INITIATIVE Higher Education Performance Incentive Initiative.	\$	<u>0</u>	\$	<u>100,000,000</u>
Total, Goal B: CLOSE THE GAPS - AFFORDABILITY	\$	<u>403,088,140</u>	\$	<u>492,955,853</u>
C. Goal: CLOSE THE GAPS - RESEARCH Close the Gaps by Providing Trusteed Funds for Research.				
C.1.1. Strategy: ADVANCED RESEARCH PROGRAM	\$	16,698,922	\$	UB
D. Goal: CLOSE THE GAPS - HEALTH PROGRAMS Close the Gaps by Providing Trusteed Funds for Health Care Education.				
D.1.1. Strategy: BAYLOR COLLEGE OF MEDICINE	\$	38,798,320	\$	38,798,320
D.1.2. Strategy: BAYLOR COLLEGE OF MEDICINE GME Baylor College of Medicine Graduate Medical Education (GME).	\$	6,417,156	\$	6,417,156
D.1.3. Strategy: FAMILY PRACTICE RESIDENCY PROGRAM	\$	8,732,155	\$	8,732,155
D.1.4. Strategy: PRECEPTORSHIP PROGRAM	\$	452,145	\$	452,144
D.1.5. Strategy: PRIMARY CARE RESIDENCY PROGRAM	\$	2,495,220	\$	2,495,220
D.1.6. Strategy: GRADUATE MEDICAL EDUCATION Graduate Medical Education Program.	\$	300,000	\$	300,000
D.1.7. Strategy: JOINT ADMISSION MEDICAL PROGRAM	\$	5,616,355	\$	UB
D.1.8. Strategy: PHYSICIAN ED. LOAN REPAY. PROGRAM Physician Education Loan Repayment Program.	\$	1,047,047	\$	1,047,047
D.1.9. Strategy: PROFESSIONAL NURSING AID Financial Aid for Professional Nursing Students.	\$	918,565	\$	918,565
D.1.10. Strategy: VOCATIONAL NURSING AID Financial Aid for Licensed Vocational Nursing Students.	\$	45,633	\$	45,633
D.1.11. Strategy: DENTAL ED. LOAN REPAY. PROGRAM Dental Education Loan Repayment Program.	\$	106,477	\$	106,477
D.1.12. Strategy: PROF NURSING SHORTAGE REDUCTION PGM Professional Nursing Shortage Reduction Program.	\$	7,350,000	\$	7,350,000
D.1.13. Strategy: ALZHEIMER'S DISEASE CENTERS Consortium of Alzheimer's Disease Centers.	\$	<u>3,900,000</u>	\$	<u>UB</u>
Total, Goal D: CLOSE THE GAPS - HEALTH PROGRAMS	\$	<u>76,179,073</u>	\$	<u>66,662,717</u>

⁴ Incorporates Article IX, § 19.95, of this Act, due to the enactment of HB 2978, 80th Legislature, Regular Session, relating to the establishment of engineering recruitment programs at the Higher Education Coordinating Board, resulting in an increase in General Revenue Funds of \$1,000,000 in FY 2008 and \$1,000,000 in FY 2009.

⁵ Incorporates Article III, Special Provisions Relating Only to State Agencies of Higher Education, § 55 (4), Higher Education Performance Incentive Initiative, of this Act, resulting in an increase of General Revenue Funds of \$100,000,000 in FY 2009.

HIGHER EDUCATION COORDINATING BOARD
(Continued)

E. Goal: CLOSE GAPS - QUALITY/PARTICIPATION		
Close the Gaps by Providing Trusteed Funds to Improve Quality/Delivery.		
E.1.1. Strategy: TEACHER EDUCATION Centers for Teacher Education.	\$ 3,200,742	\$ 3,200,742
E.1.2. Strategy: TWO-YEAR ENROLLMENT GROWTH Two-year Institution Enrollment Growth.	\$ 1,759,393	\$ 1,759,393
E.1.3. Strategy: NEW COMMUNITY COLLEGE CAMPUSES ⁶	\$ 0	\$ 0
E.1.4. Strategy: AFRICAN AMERICAN MUSEUM INTERNSHIP	\$ 93,636	\$ 93,636
E.1.5. Strategy: TECHNOLOGY WORKFORCE DEVELOPMENT	\$ 6,861,758	\$ 7,861,758
Total, Goal E: CLOSE GAPS - QUALITY/PARTICIPATION	\$ 11,915,529	\$ 12,915,529
F. Goal: FEDERAL GRANT PROGRAMS		
Close Gaps by Providing Federal Funding to Institutions and Students.		
F.1.1. Strategy: STUDENT FINANCIAL AID Student Financial Assistance Programs.	\$ 6,203,617	\$ 6,203,617
F.1.2. Strategy: TECHNICAL/VOCATIONAL PROGRAMS Technical-Vocational Education Programs.	\$ 46,042,173	\$ 45,593,137
F.1.3. Strategy: TEACHER QUALITY GRANTS PROGRAMS	\$ 6,228,005	\$ 6,256,410
Total, Goal F: FEDERAL GRANT PROGRAMS	\$ 58,473,795	\$ 58,053,164
G. Goal: TOBACCO FUNDS		
G.1.1. Strategy: EARNINGS - MINORITY HEALTH Tobacco Earnings - Minority Health Res and Ed to HECB.	\$ 1,125,000	\$ 1,125,000
G.1.2. Strategy: EARNINGS - NURSING/ALLIED HEALTH Tobacco Earnings - Nursing, Allied Health, Other to HECB.	\$ 2,025,000	\$ 2,025,000
G.2.1. Strategy: EARNINGS - HECB FOR BAYLOR COLL MED Tobacco Earnings - HECB for Baylor College of Medicine.	\$ 1,125,000	\$ 1,125,000
G.2.2. Strategy: TOBACCO - PERMANENT HEALTH FUND Tobacco Earnings from Perm. Health Fund for Baylor College of Medicine.	\$ 1,915,830	\$ 1,915,830
Total, Goal G: TOBACCO FUNDS	\$ 6,190,830	\$ 6,190,830
H. Goal: INDIRECT ADMINISTRATION		
H.1.1. Strategy: CENTRAL ADMINISTRATION	\$ 2,988,267	\$ 3,074,649
H.1.2. Strategy: INFORMATION RESOURCES ^{7, 8}	\$ 4,236,155	\$ 3,938,771
H.1.3. Strategy: OTHER SUPPORT SERVICES	\$ 2,137,943	\$ 2,137,944
Total, Goal H: INDIRECT ADMINISTRATION	\$ 9,362,365	\$ 9,151,364
Grand Total, HIGHER EDUCATION COORDINATING BOARD	\$ 607,946,917	\$ 670,830,875
Object-of-Expense Informational Listing:		
Salaries and Wages	\$ 16,086,883	\$ 16,345,095
Other Personnel Costs	510,479	495,171
Professional Fees and Services	13,461,689	12,390,614
Consumable Supplies	328,129	320,587
Utilities	213,000	213,000
Travel	264,464	261,464

⁶ The Governor vetoed appropriations out of the General Revenue Fund in the amounts of \$1,676,325 in FY 2008 and \$1,607,182 in FY 2009 in Strategy E.1.3, New Community College Campuses.

⁷ Incorporates the passage of HB 15, § 30 (a)(9), 80th Legislature, Regular Session, relating to data center services, which appropriated \$552,478 out of General Revenue Funds, \$590,858 out of Student Loan Funds, and \$10,995 out of Federal Funds for the purpose of making payments for data center services.

⁸ Incorporates the passage of HB 15, § 30(n)(9), 80th Legislature, Regular Session, relating to data center services, which appropriated \$69,878 out of General Revenue Funds, \$74,732 out of Student Loan Funds, and \$1,390 out of Federal Funds for the purpose of making payments for data center consolidation hardware upgrades and physical transfer of equipment.

HIGHER EDUCATION COORDINATING BOARD
(Continued)

Rent - Building	1,184,075	1,184,075
Rent - Machine and Other	908,869	908,869
Other Operating Expense	3,808,783	3,597,034
Client Services	21,607,760	20,596,327
Grants	548,813,529	614,056,766
Capital Expenditures	<u>759,257</u>	<u>461,873</u>

Total, Object-of-Expense Informational Listing	<u><u>\$ 607,946,917</u></u>	<u><u>\$ 670,830,875</u></u>
---	------------------------------	------------------------------

Estimated Allocations for Employee Benefits and Debt Service Appropriations Made Elsewhere in this Act:

<u>Employee Benefits</u>		
Retirement	\$ 784,528	\$ 796,642
Group Insurance	1,846,327	1,888,629
Social Security	1,088,998	1,105,743
Benefits Replacement	<u>125,717</u>	<u>119,431</u>
 Subtotal, Employee Benefits	 <u><u>\$ 3,845,570</u></u>	 <u><u>\$ 3,910,445</u></u>

Total, Estimated Allocations for Employee Benefits and Debt Service Appropriations Made Elsewhere in this Act	<u><u>\$ 3,845,570</u></u>	<u><u>\$ 3,910,445</u></u>
--	----------------------------	----------------------------

1. **Performance Measure Targets.** The following is a listing of the key performance target levels for the Higher Education Coordinating Board. It is the intent of the Legislature that appropriations made by this Act be utilized in the most efficient and effective manner possible to achieve the intended mission of the Higher Education Coordinating Board. In order to achieve the objectives and service standards established by this Act, the Higher Education Coordinating Board shall make every effort to attain the following designated key performance target levels associated with each item of appropriation.

	<u>2008</u>	<u>2009</u>
A. Goal: CLOSE THE GAPS IN HIGHER EDUCATION		
Outcome (Results/Impact):		
Percent Increase in Fall Student Headcount Enrollment since Fall 2000	30.23%	34.9%
Percent Increase in Bachelor’s Degrees, Associate’s Degrees, and Certificates Awarded Since Those Awarded Fall 1999 Through Summer 2000	36.01%	41.55%
Percentage of University Students Graduating in Four Years	24.8%	25%
Percent of Public Two-year Institution Students Graduating in Three Years	14.3%	14.5%
Percentage of University Students Graduating within Six Years	55.8%	56.3%
A.1.1. Strategy: PROMOTE PARTICIPATION AND SUCCESS		
Output (Volume):		
Increase in Fall Student Headcount Enrollment since Fall 2000	308,233	355,858
Increase in the Number of Bachelor’s Degrees, Associate’s Degrees, and Certificates Reported Since Those Awarded Fall 1999 Through Summer 2000	41,864	48,307
Explanatory:		
Dollars Appropriated for Developmental Education	113,564,262	113,564,262
Dollars Appropriated for Developmental Education as a Percentage of Lower-division Instruction	6.22%	6.22%
A.1.2. Strategy: CLOSE THE GAPS LOAN PROGRAM		
Efficiencies:		
Default Rate on Hinson-Hazlewood Loans	7.1%	7.1%
A.2.2. Strategy: CLOSE THE GAPS IN RESEARCH		
Output (Volume):		
Dollar Value of Federal Funding for Science and Engineering at Texas Universities and Health-related Institutions Relative to 1998 (in Millions)	1,870	1,920
B. Goal: CLOSE THE GAPS - AFFORDABILITY		
Outcome (Results/Impact):		
Percentage of Independent College Students Receiving Tuition Equalization Grant (TEG) Awards	28%	28%
Percentage of Students Receiving Financial Aid Employed Through Texas College Work Study Program	.9%	.9%

HIGHER EDUCATION COORDINATING BOARD
(Continued)

Percentage of Teach for Texas Loan Repayment Program Recipients Teaching Underserved Areas for Three Years	85%	85%
B.1.9. Strategy: STUDENT FINANCIAL AID PROGRAMS		
Output (Volume):		
Number of Students Receiving TEXAS Grants	61,861	69,320
Percentage of TEXAS Grant Recipients Who Earn a Baccalaureate Degree within Four Academic Years	15%	15%
Percentage of TEXAS Grant Recipients Who Earn a Baccalaureate Degree Within Six Academic Years	50%	50%
C. Goal: CLOSE THE GAPS - RESEARCH		
C.1.1. Strategy: ADVANCED RESEARCH PROGRAM		
Output (Volume):		
Number of ARP Research Projects Funded	201	0
D. Goal: CLOSE THE GAPS - HEALTH PROGRAMS		
Outcome (Results/Impact):		
Percentage of Baylor College of Medicine Graduates Entering Texas Residency Programs	50%	50%
Percentage of Baylor College of Medicine Graduates Entering Primary Care Residency Programs	50%	50%
Percentage of Family Practice Residency Program Completers Practicing in Medically Underserved Areas or Health Professional Shortage Areas	6.08%	6.09%
Percentage of Family Practice Residency Program Completers Practicing in Texas	70%	70%
E. Goal: CLOSE GAPS - QUALITY/PARTICIPATION		
Outcome (Results/Impact):		
Pass Rate of TEXES/ExCET at Centers for Teacher Education	100%	100%
E.1.1. Strategy: TEACHER EDUCATION		
Output (Volume):		
Number of Graduates of Texas Association of Developing Colleges (TADC) Educator Preparation Programs	90	90
2. Capital Budget. ⁹ None of the funds appropriated above may be expended for capital budget items except as listed below. The amounts shown below shall be expended only for the purposes shown and are not available for expenditure for other purposes. Amounts appropriated above and identified in this provision as appropriations either for "Lease Payments to the Master Lease Purchase Program" or for items with an "(MLPP)" notation shall be expended only for the purpose of making lease-purchase payments to the Texas Public Finance Authority pursuant to the provisions of Government Code § 1232.103.		
	<u>2008</u>	<u>2009</u>
a. Acquisition of Information Resource Technologies		
(1) Acquisition of Information Resources Technologies	\$ 193,637	\$ 193,637
(2) Phone System	\$ 297,384	\$ 0
Total, Acquisition of Information Resource Technologies	\$ 491,021	\$ 193,637
b. Acquisition of Capital Equipment and Items		
(1) Data Center Consolidation Project	\$ 1,340,928	\$ 1,339,853
Total, Capital Budget	\$ 1,831,949	\$ 1,533,490
Method of Financing (Capital Budget):		
General Revenue Fund	\$ 961,963	\$ 664,365
Federal Funds	6,193	6,192
Other Funds	863,793	862,933
Total, Method of Financing	\$ 1,831,949	\$ 1,533,490

⁹ Incorporates Article IX, § 18.02 (e), of this Act, relating to data center consolidation, which requires data center services expenditures to be categorized as a capital budget item.

HIGHER EDUCATION COORDINATING BOARD

(Continued)

3. **Commissioner's Salary.** The Coordinating Board is hereby authorized to utilize \$77,851 per year from General Revenue funds appropriated to Goal H, in 2008 and 2009 and any earned funds for the purpose of funding the salary of the Commissioner of Higher Education at a rate not to exceed \$165,000 per year in 2008 and 2009.
4. **Use of Excess Registration Fees Authorization.** Any registration fee collected by the Coordinating Board to pay the expenses of a conference, seminar or meeting in excess of the actual costs of such conference, seminar or meeting may be used to pay the expenses of any other conference, seminar or meeting for which no registration fees were collected or for which registration fees collected were insufficient to cover the total expenses.
5. **Student Loan Program.**¹⁰ All moneys in the Texas Opportunity Plan Fund and the Texas College Student Loan Bonds Interest and Sinking Fund, the Student Loan Auxiliary Fund, and the Student Loan Revenue Fund are hereby appropriated to the Texas Higher Education Coordinating Board, for the purposes specified in Article III, §§ 50b and 50b-1, 50b-2, 50b-3, 50b-4, 50b-5, and 50b-6 of the Texas Constitution and Education Code §§ 52.01-52.90 and 56.121-56.135.
6. **Texas Public Educational Grants Program.** Unless a different percentage is set by passage of legislation amending the Texas Education Code, the amount of tuition to be set aside for the Texas Public Educational Grants Program shall be 15 percent in fiscal years 2008 and 2009.
7. **Physician Education Loan Repayment Program.** The funds provided to Strategy D.1.8, Physician Education Loan Repayment Program, are appropriated in accordance with Education Code §§ 61.531 - 61.539 for repayment of eligible student loans received by a physician who meets the stipulated requirements. All General Revenue-Dedicated Medical School Tuition Set Aside Account No. 542 receipts received during the biennium beginning September 1, 2007, are hereby appropriated to the Coordinating Board for the biennium beginning September 1, 2007, for the same purpose. Any balances on hand at the end of fiscal year 2008 may be carried over to fiscal year 2009 for the same purpose.
8. **Baylor College of Medicine.** From funds appropriated by this Act for the Baylor College of Medicine, the Coordinating Board shall allocate an amount per student enrolled in the college equal to the cost of medical education in the established public medical schools cited in Subchapter D, Chapter 61, Education Code. The cost of medical education per student at public medical schools as determined by the Coordinating Board shall include General Revenue appropriations for instruction and operations, infrastructure, and staff benefits allocated to undergraduate medical education.
9. **Texas Success Initiative.**
 - a. **Developmental Education Coursework.** Funds appropriated for developmental courses under Education Code § 51.3062, shall be expended only for those costs associated with providing developmental education courses including instruction, tutorial, evaluation, retraining of faculty, and other related costs. The funds shall not be used for the recruitment of students.
 - b. **Intent Concerning Developmental Needs.** It is the intent of the Legislature that all affected institutions of public higher education fully address developmental needs identified by the institutions through the Texas Success Initiative with appropriations made in this Act for the Developmental Education coursework and other available institutional funds.
10. **Residency Eligibility.** Any student who is a Texas resident as defined by the Texas Education Code Chapter 54, Subchapter B is eligible for the Tuition Equalization Grants Program, provided all other requirements established by the Coordinating Board have been met by that student. None of the funds appropriated in this Act to the Coordinating Board for Tuition Equalization Grants may be expended for grants to non-resident students attending independent colleges or universities in Texas except for grants to National Merit Finalists.

¹⁰ Incorporates the passage of SB 1640, 80th Legislature, Regular Session, which relates to the issuance of student loan bonds.

HIGHER EDUCATION COORDINATING BOARD (Continued)

11. **Research Programs.**¹¹ The appropriations made by this Act for the Advanced Research Program shall be distributed in accordance with the provisions of Education Code, Chapter 142. However, no more than 70 percent of the funds shall be designated for The University of Texas and the Texas A&M University Systems in the 2008-09 biennium. Institutions receiving transfers of funds under this program shall report to the Coordinating Board in accordance with the provisions of Education Code § 142.005. Similarly, the Coordinating Board shall report to the Governor and the Legislative Budget Board. All unexpended balances of the Advanced Research Program as of August 31, 2007 (estimated to be \$8,000 and included above in Method of Financing), are appropriated for the same purpose for use during the biennium beginning September 1, 2007. Funds allocated for this research program are exempt from Comptroller of Public Accounts rules and regulations.
12. **Tuition Equalization Grant Need Survey and Reporting Requirements.** The Coordinating Board shall present the result of its most recent annual need survey for Tuition Equalization Grant (TEG) funds as part of its biennial appropriations request to the Legislative Budget Board and the Governor. The request shall include the number of eligible students and an estimate of the amount needed to fund fully the TEG program in the coming biennium. The Coordinating Board shall update this projection to include the most recent fall semester data prior to the convening of each regular session of the Legislature and shall provide this information to the Legislative Budget Board staff prior to Legislative Budget Board deliberations on the TEG appropriation. Each institution receiving tuition equalization grants shall furnish to the Coordinating Board any financial information requested.
13. **Annual Financial Aid Report.** The Coordinating Board shall present an annual report concerning student financial aid at Texas public and independent institutions of higher education. This report shall be provided to the Legislative Budget Board by September 1 of each calendar year.
14. **Family Practice Rural and Public Health Rotations.** Funds appropriated above for Family Practice Residency Programs, include up to \$363,000 in 2008 and \$363,000 in 2009 for one month rural rotation or one month public health rotation for family practice residents in accordance with the provision of Education Code § 51.918.
15. **Dramatic Enrollment Growth Funding for Two Year Institutions.** Funds appropriated above in Strategy E.1.2, Two-Year Enrollment Growth, are to be used only to assist Public Community/Junior Colleges, Texas State Technical College components, and Lamar State Colleges that experience dramatic rates of growth in contact hours during the 2008-09 biennium. Funds appropriated under this section shall be allocated according to a formula developed by the Texas Higher Education Coordinating Board based on the following criteria:
- For fiscal year 2008, funding shall be provided for growth in contact hours at community college districts, TSTC components, or Lamar State Colleges which experience an increase in total contact hours in semester length courses of greater than 5 percent between Fall 2006 and Fall 2007 semesters. Funding shall be provided only for contact hour growth greater than 5 percent. For fiscal year 2009, funding shall be provided for growth in contact hours at community college districts, TSTC components, or Lamar State Colleges which experience an increase in total contact hours in semester length courses of greater than 8 percent between Fall 2006 and Fall 2008 semesters. Funding shall be provided only for contact hour growth greater than 8 percent.
16. **Graduate Medical Education.** Funds appropriated above in Strategy D.1.6, Graduate Medical Education, are for the purpose of supporting the educational costs of primary care graduate medical education programs at unaffiliated independent residency programs. Each entity incurring the costs of faculty responsible for instruction or supervision of resident physicians in such accredited programs may receive funds in an amount not to exceed \$12,500 in each fiscal year for each filled residency position. For the purposes of this rider, primary care shall include family practice, obstetrics/gynecology, general internal medicine, and general pediatrics. The Higher Education Coordinating Board shall promulgate rules for the

¹¹ Rider modified to reflect the transfer of the procurement program from the Texas Facilities Commission (formerly the Texas Building and Procurement Commission) to the Comptroller of Public Accounts by HB 3560, 80th Legislature, Regular Session.

HIGHER EDUCATION COORDINATING BOARD

(Continued)

equitable distribution of these funds. Funds appropriated above in Strategy D.1.6, Graduate Medical Education, may only be allocated to independent residency programs that are not affiliated with a Texas medical school.

17. **Cost Recovery for the Common Application Form.** None of the funds appropriated above to the Higher Education Coordinating Board may be used to provide a common application form (either electronic or paper) for each general academic institution and each participating public two-year institution and participating independent institution unless the Higher Education Coordinating Board recovers costs related to the common application form. The amount collected from each institution shall be proportional to the number of applications received. The funds collected shall only recover direct costs and only be used for the purposes of the electronic common application form.
18. **Retention of Economically Disadvantaged Students.** The Higher Education Coordinating Board shall include in the college comparison web profile the percentage of economically disadvantaged freshmen retained at public institutions of higher education as defined by the Legislative Budget Board and the Governor in consultation with the State Auditor's Office.
19. **Teacher Education Centers.** Funds appropriated above in Strategy E.1.1, Teacher Education, are to be used for the purpose of supporting centers for teacher education at private, independent, general academic institutions that are component institutions of the Texas Association of Developing Colleges. Consideration shall be given to teacher education centers at Jarvis Christian College in Hawkins, Paul Quinn College in Dallas, Texas College in Tyler, Huston-Tillotson University in Austin, and Wiley College in Marshall. These funds may be used to enhance library resources and computer, mathematics and science laboratories. The board may require periodic submission of data and reports as the board considers necessary to assess the overall performance of the centers. The board may obtain the services of a program planner to facilitate and coordinate the process of curriculum development and program redesign to improve teacher preparation at the participating institutions.

By October 1 of each year, the participating institutions shall report data to the board as required to assess the overall performance of the centers.

20. **Disparity Study for Institutions of Higher Education.** The disparity study conducted by the Comptroller of Public Accounts pursuant to General Appropriations Act, § 16, page I-23, Seventy-fifth Legislature, to determine whether past acts of discrimination by institutions of higher education have created any present effects of such past discrimination may be continued by the Texas Higher Education Coordinating Board. The Coordinating Board may maintain and update as necessary the database developed for the disparity study. The Texas Education Agency and each institution of higher education receiving appropriations may cooperate with the Coordinating Board to continue the disparity study and to provide data to maintain and update the database. The Coordinating Board, the Texas Education Agency, and each institution of higher education that participates in the study shall comply with all applicable state and federal laws governing the confidentiality and privacy of the data used in the study.
21. **Information Access Initiative.** The Higher Education Coordinating Board shall use the appropriations above to coordinate with the Texas Education Agency regarding sharing, integrating, and housing pre-kindergarten through grade 16 (P-16) public education data in implementing its Information Access Initiative. The two agencies shall work together to ensure that common and related data held by each agency is maintained in standardized, compatible formats to enable the efficient exchange of information between agencies and for matching of individual student records for longitudinally based studies and analysis. It is the intent of the Legislature that individual initiatives interact seamlessly across agency systems to facilitate efforts to integrate the relevant data from each agency into a longitudinal public education data resource to provide a widely accessible P-16 public education data warehouse.
22. **Higher Education Assistance Program.** Out of funds appropriated above, the Higher Education Coordinating Board shall administer and coordinate the Higher Education Assistance Program to:
 - a. Provide prospective students in high schools with college-going rates in the lowest 10 percent of all public high schools with information related to enrollment in public or private or independent institutions of higher education, including admissions and financial aid information; and

HIGHER EDUCATION COORDINATING BOARD (Continued)

- b. Assist prospective students in these sites with completing applications related to enrollment in higher education institutions, including admissions and financial aid applications.

The Coordinating Board shall provide the information and assistance required and it shall select an institution of higher education or other entity to provide the information and assistance required at each site. The Coordinating Board may contract with the institution to host enrollment events.

23. Teach for Texas Loan Repayment Assistance Program.

- a. Of the funds appropriated above in Strategy B.1.6, Teach for Texas Loan Repayment Program, any unexpended balances on hand at the end of fiscal year 2008 are hereby appropriated for the same purposes in fiscal year 2009.

- b. Any payments received from students are hereby appropriated for the same purposes as the original Teach for Texas Loan Repayment Assistance Program.

24. Border Faculty Loan Repayment Program. The Higher Education Coordinating Board may allocate additional funds from Strategy B.1.9, Student Financial Aid Programs, to the Border Faculty Loan Repayment Program, and any unexpended balances on hand at the end of fiscal year 2008 are hereby appropriated for the same purposes in fiscal year 2009.

25. Dental Education Loan Repayment Program. The funds provided to Strategy D.1.11, Dental Education Loan Repayment Program, are appropriated in accordance with Education Code, §§ 61.901 - 61.910, for repayment of eligible student loans received by a dentist who meets the stipulated requirements. All Dental School Tuition Set Aside receipts received during the biennium beginning September 1, 2007, are hereby appropriated to the Coordinating Board for the biennium beginning September 1, 2007, for the same purpose. Any balances on hand at the end of the fiscal year 2008 may be carried over to fiscal year 2009 for the same purpose.

26. Graduation and Persistence Rates. The Coordinating Board shall report graduation and persistence rates, for each public general academic institution, to the Governor and Legislature no later than September 1, 2008. For each institution, the report shall include:

- a. Six-year graduation rate (same institution) - percent of first-time full-time students who earned a baccalaureate or higher degree at the same public general academic higher education institution within six years of becoming a first-time entering full-time student at that institution.
- b. Six-year graduation rate (another institution) - percent of students who earned a baccalaureate or higher degree at a public general academic higher education institution within six years of becoming a full-time student at another public higher education institution.
- c. Six-year persistence rate (same institution) - percent of students who have not earned a baccalaureate or higher degree, but are still enrolled in the same Texas public general academic higher education institution six years after becoming a full-time student at that institution.
- d. Six-year persistence rate (another institution) - percent of students who have not earned a baccalaureate or higher degree, but are still enrolled in a Texas public general academic higher education institution six years after becoming a full-time student at another Texas public higher education institution.
- e. Composite graduation and persistence rate - sum of the graduation and persistence rates in subsections (a) through (d) above.

27. Strategic Plan for Teacher Certification. Out of funds appropriated above, the Higher Education Coordinating Board shall develop and implement a strategic plan to increase the number of certified teachers in the state to diminish the shortage of certified teachers in the classrooms. The Coordinating Board shall collaborate with the Texas Education Agency, and

HIGHER EDUCATION COORDINATING BOARD

(Continued)

the Texas Workforce Commission, the Governor, and the Legislature in development and implementation of the strategic plan. The P-16 Council shall oversee the implementation of the plan.

In order to facilitate implementation of the strategic plan for teacher certification, the Coordinating Board shall work with the Texas Education Agency, school districts, and professional educator associations to maintain a teacher certification web page. The web page shall convey information on traditional and alternative certification programs and related employment opportunities in such a format that resources are linked and data is easily accessible and navigable to those interested in pursuing a career in teaching.

28. **Diversity at Independent Colleges and Universities Which Receive Tuition Equalization Grant.** Independent colleges and universities which enroll students receiving Tuition Equalization Grant funds appropriated by this Act shall provide annual reports to the Higher Education Coordinating Board regarding the diversity of their student body, faculty, executive committee, and governing boards. The reports for headcount enrollment shall be submitted by October 1 of each year. All of the other reports shall be submitted by October 15 of each year.
29. **Fifth-Year Accounting Students Scholarship Program.** The funds provided to Strategy B.1.2, Fifth-Year Accounting Students, are appropriated in accordance with Education Code §§ 61.751 - 61.760 to provide scholarships to eligible fifth-year accounting students. All General Revenue-Dedicated Fifth-Year Accounting Student Scholarship Program receipts received during the biennium beginning September 1, 2007, are hereby appropriated to the Coordinating Board for the biennium beginning September 1, 2007, for the same purpose. Any balances on hand at the end of the fiscal year 2008 may be carried over to fiscal year 2009 for the same purpose.
30. **Tobacco Funds - Estimated Appropriation and Unexpended Balance.** Included in the amounts appropriated above to the Texas Higher Education Coordinating Board are estimated appropriations of amounts available for distribution or investment returns out of the Permanent Endowment Fund for the Baylor College of Medicine.
 - a. Amounts available for distribution or investment returns in excess of the amounts estimated above are also appropriated. In the event that amounts available for distribution or investment returns are less than the amounts estimated above, this Act may not be construed as appropriating funds to make up the difference.
 - b. All balances of estimated appropriations from the Permanent Endowment Fund for the Baylor College of Medicine and all balances from the institution's allocation from the amounts available for distribution out of the Permanent Health Fund for Higher Education, except for any General Revenue, at the close of the fiscal year ending August 31, 2007, and the income to said fund during the fiscal years beginning September 1, 2007, are hereby appropriated. Any unexpended appropriations made above as of August 31, 2008, are hereby appropriated for the same purposes for fiscal year 2009.
31. **Tobacco Funds - Estimated Appropriation and Unexpended Balance.** Included in the amounts appropriated above to the Texas Higher Education Coordinating Board are estimated appropriations of amounts available for distribution or investment returns out of the Permanent Fund for Minority Health Research and Education and the Permanent Fund for Nursing, Allied Health and Other Health Related Programs.
 - a. Amounts available for distribution or investment returns in excess of the amounts estimated above are also appropriated. In the event that amounts available for distribution or investment returns are less than the amounts estimated above, this Act may not be construed as appropriating funds to makeup the difference.
 - b. All balances of estimated appropriations from the Permanent Fund for Minority Health Research and Education and the Permanent Fund for Nursing, Allied Health and Other Health Related Programs, except for any General Revenue, at the close of the fiscal year ending August 31, 2007, and the income to said fund during the fiscal years beginning September 1, 2007, are hereby appropriated. Any unexpended appropriations made above as of August 31, 2008, are hereby appropriated for the same purposes for fiscal year 2009.

HIGHER EDUCATION COORDINATING BOARD

(Continued)

32. **Reporting by Texas Higher Education Coordinating Board.** It is the intent of the Legislature that the Texas Higher Education Coordinating Board include in its Legislative Appropriations Request for the 2010-11 biennium, information on actual expenditures and budgeted expenditures for the Baylor College of Medicine, which receives distributions from the Permanent Health Fund for Higher Education and the Permanent Endowment Fund for Baylor College of Medicine.
33. **Cancer Registry.** Not later than December 1, 2007, the Texas Higher Education Coordinating Board shall collect from each health-related institution, including Baylor College of Medicine, and each general academic institution that conducts cancer-related research a total amount of \$1,875,000. The Coordinating Board shall develop a methodology that assesses a proportional share of the cost for each institution. The Coordinating Board shall enter into an interagency cooperation agreement with the Texas Department of State Health Services to transfer the funds to the Department for the purposes of enhancing the infrastructure of the state cancer registry and to fund a position to monitor contract compliance and quality assurance of the cancer registry.
34. **Student Financial Aid Programs.** The amounts appropriated above in Strategy B.1.9, Student Financial Aid Programs, shall be expended by the Higher Education Coordinating Board to provide student financial aid through the following programs: Texas B-On-Time, College Work Study, TEXAS Grant, Tuition Equalization Grant Program, and Texas Education Opportunity Grant Program.
- a. Out of the funds appropriated above in Strategy B.1.9, Student Financial Aid Programs, an amount not less than \$7,500,000 each year shall be allocated to the College Work Study Program and an amount not less than \$7,000,000 each year shall be allocated to the Texas Education Opportunity Grant Program. The Higher Education Coordinating Board may allocate additional funds from the strategy to these two programs.
 - b. Out of funds appropriated above in Strategy B.1.9, Student Financial Aid Programs, an amount not less than \$105,874,655, each year shall be allocated to the Tuition Equalization Grant Program. The Higher Education Coordinating Board may allocate additional funds from the strategy to this program.
 - c. Out of the funds appropriated above in Strategy B.1.9, Student Financial Aid Programs, the Higher Education Coordinating Board shall allocate not less than \$216,003,696 in fiscal year 2008 and \$211,882,843 in fiscal year 2009 to the TEXAS Grant Program and \$41,000,113 in fiscal year 2008 and \$36,000,112 in fiscal year 2009 of the biennium to the B-on-Time Loan Program. The Higher Education Coordinating Board may allocate additional funds from the strategy to these two programs.
 - d. All unexpended balances of the TEXAS Grant program as of August 31, 2007, estimated to be \$500,000 (and included above in Method of Financing), are appropriated for the same purposes for use during the biennium beginning September 1, 2007. The funds provided to the B-on-Time Program are appropriated in accordance with Education Code §§ 56.451-56.465 to provide eligible Texas students forgivable no-interest loans to attend colleges and universities in Texas. All balances in the General Revenue-Dedicated Texas B-on-Time Student Loan Account as of August 31, 2007, estimated to be \$5,000,000 (and included above in Method of Financing), and all Texas B-on-Time Student Loan Account receipts received during the biennium are hereby appropriated to the Coordinating Board for the biennium ending August 31, 2009 for the same purpose. Any balances on hand at the end of fiscal year 2008 may be carried over to the fiscal year 2009 and any such funds are appropriated for fiscal year 2009 for the same purpose.
 - e. Any amounts received by the Coordinating Board as donations under Texas Education Code §56.310 during the biennium beginning September 1, 2007 are hereby appropriated for the purpose of awarding TEXAS Grants during the biennium beginning September 1, 2007.
 - f. Any amounts transferred to the Coordinating Board by the Comptroller in accordance with Texas Property Code §72.1016(e), which provides that five percent of the money collected from stored valued cards presumed to be abandoned are to be used as grants under Subchapter M, Education Code, are hereby appropriated (estimated to be \$18,194 per year and included above in the Method of Financing) for the biennium beginning September 1, 2007 for the purpose of awarding TEXAS Grants during the biennium beginning September 1, 2007.

HIGHER EDUCATION COORDINATING BOARD

(Continued)

35. **Girl Scout Scholarships.** The funds provided to the Girl Scout Scholarships are appropriated in accordance with Transportation Code §504.622 to provide grants to benefit the Girl Scouts. All balances in the General Revenue-Dedicated Girl Scout License Plates Account No. 5052 as of August 31, 2007, estimated to be \$5,000 (and included above in the Method of Financing), and all receipts received during the biennium beginning September 1, 2007, are hereby appropriated to the Coordinating Board for the biennium beginning September 1, 2007 for the same purpose. Any balances on hand at the end of fiscal year 2008 may be carried over to the fiscal year 2009 and any such funds are appropriated for fiscal year 2009 for the same purpose.
36. **Houston Livestock Show and Rodeo Scholarships.** The funds provided to the Houston Livestock Show and Rodeo Scholarships Program are appropriated in accordance with Transportation Code § 504.613 to make grants to benefit the Houston Livestock Show and Rodeo. All balances in the General Revenue-Dedicated Houston Livestock Show and Rodeo Scholarships Fund Account No. 5034 as of August 31, 2007, estimated to be \$15,000 (and included above in Method of Financing), and all receipts received during the biennium beginning September 1, 2007, are hereby appropriated to the Coordinating Board for the biennium beginning September 1, 2007 for the same purpose. Any balances on hand at the end of fiscal year 2008 may be carried over to the fiscal year 2009 and any such funds are appropriated for fiscal year 2009 for the same purpose.
37. **Texas Collegiate License Plate Scholarships.** The funds provided to the Texas Collegiate License Plate Scholarships program are appropriated in accordance with Transportation Code § 504.615 to provide scholarships for students who demonstrate a need for financial assistance. All balances in the General Revenue-Dedicated-Texas Collegiate License Plate Program Account No. 5015 as of August 31, 2007, not to exceed \$425,000 (and included above in Method of Financing), and all receipts received during the biennium beginning September 1, 2007, are hereby appropriated to the Coordinating Board for the biennium beginning September 1, 2007 for the same purpose. Any balances on hand at the end of fiscal year 2008 may be carried over to fiscal year 2009 and such funds are appropriated for fiscal year 2009 for the same purpose.
38. **Appropriations Transfers.** Notwithstanding any other provisions of this bill, the Higher Education Coordinating Board may allow each institution to transfer the lesser of 10 percent or \$10,000 between the Texas College Work-Study Program, TEXAS Grant Program, and the Tuition Equalization Grant Program.
39. **African American Museum Internship.** Funds appropriated above in Strategy E.1.4, African American Museum Professional Internship, are for the purpose of supporting an internship at the African American Museum in Dallas. The Higher Education Coordinating Board may contract with an institution of higher education to provide for the internship. The Higher Education Coordinating Board may require periodic submission of data and reports as the Board considers necessary to assess the overall performance of the museum internship program. By September 1 of each year, the museum shall report data to the board as required to assess the overall performance of the internship program. The Higher Education Coordinating Board is required to report to the Legislative Budget Board and the Governor's Office concerning the effectiveness of the program by October 1, 2008.
40. **Professional Nursing Shortage Reduction Program.** The funds appropriated under Strategy D.1.12 for the Professional Nursing Shortage Reduction Program (§ 61.9621-61.9628, Education Code) are trustee to the Texas Higher Education Coordinating Board to achieve the following outcomes: 1) increasing the number of graduates from professional nursing programs, 2) increasing the percentage of students in professional nursing programs that graduate within a reasonable time as determined by the board, and 3) increasing the number of graduates from master's and doctoral programs in nursing that join the faculty of a professional nursing program. Funds shall only be used to: 1) create additional nurse faculty positions, 2) provide temporary salary supplements for professional nursing faculty, and 3) engage qualified preceptors to expand faculty capacity. "Professional nursing program" has the meaning assigned by § 61.9621, Education Code. The funds appropriated shall be distributed in an equitable manner to institutions based on increases in numbers of nursing students graduating. Out of funds appropriated above in Strategy D.1.12, the Coordinating Board shall allocate up to 40 percent in each year of the biennium to community colleges. If the board is unable to allocate the balance of the funds to general academic and health-related institutions, it may allocate any unused funds to community colleges.

HIGHER EDUCATION COORDINATING BOARD (Continued)

An institution is eligible to receive funds appropriated for fiscal year 2008 only if it commits for fiscal year 2008 to spend funds on its professional nursing program at least equal to the funds spent in fiscal year 2007 and for funds appropriated for fiscal year 2009 only if it commits for Fiscal Year 2009 to spend funds equal at least to the funds spent in fiscal year 2008. Funds received under Strategy D.1.12. shall not be included in these calculations.

Five percent of the funds appropriated under Strategy D.1.12. are appropriated for administrative expenses as authorized by § 61.9628, Education Code.

The board shall have the authority to transfer funds from Strategy D.1.9, Professional Nursing Financial Aid, to Strategy D.1.12, Professional Nursing Shortage Reduction Program, for the purposes set out in this rider.

Any funds not expended in fiscal year 2008 may be expended in fiscal year 2009.

The board may distribute a partial payment of the funding in September of each fiscal year based on preliminary nursing graduation data. To facilitate data collection, the board may require that institutions report preliminary nursing graduation data independent of the regular reporting cycle. After the board finally certifies the nursing graduation data, the board shall distribute the balance of the funds to eligible institutions.

41. **Consortium of Alzheimer's Disease Centers.** Amounts appropriated above in Strategy D.1.13, Consortium of Alzheimer's Disease Centers, are for the purpose of supporting the Consortium of Alzheimer's Disease Centers. The Coordinating Board shall contract with the Texas Council on Alzheimer's Disease and Related Disorders to direct the Consortium. Any unexpended balances at the end of fiscal year 2008 are hereby appropriated for the same purposes in fiscal year 2009.
42. **College Readiness Initiative.** Funds appropriated above in Strategy A.1.3, College Readiness Initiative, are to be used to implement the college-readiness and success strategic plan and the initiatives called for in Texas Education Code §61.0761 and §61.0762 and for completion and implementation of a course redesign project in accordance with Texas Education Code §61.0763 for the development and implementation of the college readiness standards in accordance with Texas Education Code §28.008, for the creation and implementation of the governor's schools in accordance with Texas Education Code §29.124, and for establishment and support of the education research centers in accordance with Texas Education Code §1.005. Funds appropriated by House Bill 1, 79th, Legislature, 3rd Called Session, for Strategy A.1.3, College Readiness Initiative, which are unexpended as of August 31, 2007 (limited to \$1,000,000 and included above in Method of Finance) may be carried forward to fiscal year 2008. Any unexpended balances remaining on August 31, 2008 may be carried forward to fiscal year 2009 are hereby appropriated for the same purposes.
43. **Doctoral Incentive Program.** The funds provided to Strategy B.1.10, Doctoral Incentive Program, are appropriated in accordance with Education Code, §§ 56.091 - 56.096, for repayment of eligible student loans received by Texas residents employed full-time as doctoral faculty or administrators in Texas who meet the stipulated requirements. All Tuition Set Aside receipts received for the Doctoral Incentive Program during the biennium beginning September 1, 2007, are hereby appropriated to the Coordinating Board for the biennium beginning September 1, 2007, for the same purpose. Any balances on hand at the end of the fiscal year 2008 may be carried over to fiscal year 2009 for the same purpose.
44. **"College for Texans" Campaign License Plate.** The funds provided to the "College for Texans" Campaign are appropriated in accordance with Transportation Code §§ 504.657 for the purposes of the College for Texans Campaign. All balances in the General Revenue-Dedicated-"College for Texans Campaign" as of August 31, 2007, estimated to be \$0, and all receipts received during the biennium beginning September 1, 2007, are hereby appropriated to the Coordinating Board for the biennium beginning September 1, 2007 for the same purpose. Any balances on hand at the end of fiscal year 2008 are hereby appropriated for fiscal year 2009 for the same purpose.
45. **Boy Scout Scholarships.** The funds provided to the Boy Scout Scholarships are appropriated in accordance with Transportation Code §§ 504.6545 to provide grants to benefit the Boy Scouts. All balances in the General Revenue-Dedicated-Boy Scout License Plates Account No. 5126 as of August 31, 2007, estimated to be \$8,000 (and included above in Method of

HIGHER EDUCATION COORDINATING BOARD

(Continued)

Financing), and all receipts received during the biennium beginning September 1, 2007, are hereby appropriated to the Coordinating Board for the biennium beginning September 1, 2007 for the same purpose. Any balances on hand at the end of fiscal year 2008 are hereby appropriated for fiscal year 2009 for the same purpose.

46. **Mothers Against Drunk Driving (MADD) Programs.** The funds provided to the Mothers Against Drunk Driving Programs are appropriated in accordance with Transportation Code § 504.608 to provide grants to benefit drug-abuse prevention and education programs sponsored by Mothers Against Drunk Driving. All General Revenue Mothers Against Drunk Driving Account receipts as of August 31, 2007, estimated to be \$0, and all receipts received during the biennium beginning September 1, 2007, are hereby appropriated to the Coordinating Board for the biennium beginning September 1, 2007 for the same purpose. Any balances on hand at the end of fiscal year 2008 are hereby appropriated for fiscal year 2009 for the same purpose.
47. **Cotton Boll Scholarships.** The funds provided to the Cotton Boll Scholarships are appropriated in accordance with Transportation Code § 504.636 for the purpose of providing scholarships to students who are pursuing a degree in an agricultural field related to the cotton industry while enrolled in an institution of higher education. All balances in the General Revenue-Dedicated-Cotton Boll License Plates Account No. 5119 as of August 31, 2007, estimated to be \$21,000 (and included above in Method of Financing), and all receipts received during the biennium beginning September 1, 2007, are hereby appropriated to the Coordinating Board for the biennium beginning September 1, 2007 for the same purpose. Any balances on hand at the end of fiscal year 2008 are hereby appropriated for fiscal year 2009 for the same purpose.
48. **Tobacco Settlement Receipts-Baylor College of Medicine.** Included in the amounts appropriated to the Baylor College of Medicine in Strategy, G.2.2, Tobacco-Permanent Health Fund, is an estimated appropriation based on the Baylor College of Medicine's allocation of amounts, under Section 63.003, Education Code, available for distribution out of the Permanent Health Fund for Higher Education, estimated to be \$1,915,830 in each year of the 2008-2009 biennium. These funds are to be used for purposes specified in Education Code, §§63.002 (c), (d), and (f).

Amounts available for distribution or investment returns in excess of the amounts listed above in Strategy, G.2.2, Tobacco-Permanent Health Fund, are also appropriated. In the event that amounts available for distribution or investment returns are less than the amounts listed above in Strategy, G.2.2, Tobacco-Permanent Health Fund, this Act may not be construed as appropriating funds to make up the difference.

All balances of estimated appropriations from the institution's allocation from the amounts available for distribution out of the Permanent Health Fund for Higher Education, except for any General Revenue, at the close of the fiscal year ending August 31, 2007, and the income to said fund during the fiscal year beginning September 1, 2007, are hereby appropriated. Any unexpended appropriations made above as of August 31, 2008, are hereby appropriated for the same purposes in fiscal year 2009.

49. **Review of State Financial Aid Programs.** Out of funds appropriated above, the Texas Higher Education Coordinating Board shall use at least \$150,000 to conduct a feasibility study of restructuring state financial aid programs. At a minimum, the feasibility study shall consist of:
 - a. An analysis of the effects of requiring completion of the Free Application for Federal Student Aid as a condition of enrollment in a Texas public higher education institution;
 - b. A proposal for converting the TEXAS Grant program into a direct student grant program based on a uniform assessment of financial need, including an estimate of changes in statewide facility use as a result of changes in student enrollment patterns;
 - c. An analysis of the effects of using tuition deregulation and TPEG state tuition set-asides as an additional funding source for TEXAS Grants and a projection of the number of additional TEXAS Grants that could be offered with the additional funds;

HIGHER EDUCATION COORDINATING BOARD (Continued)

- d. A proposal to convert the index used to establish the value of TEXAS Grants from statewide average tuition and fees to statewide average room and board (or other index of living expenses) and to determine the cost of providing tuition waivers for students at institutions with tuition and fees above the state average;
- e. A proposal or proposals for delivering TEXAS Grants as a stipend-based award that would allow students to access higher education tax credits through the federal tax system.

THECB shall report the findings of the study to the Governor and to the Legislative Budget Board by July 1, 2008.

- 50. Align Adult Basic Education and Postsecondary Education.** Out of funds appropriated above, the Higher Education Coordinating Board shall coordinate with the Texas Education Agency to develop and implement immediate and long-range coordinated action plans to align Adult Basic Education and postsecondary education. To increase the number, success and persistence of students transitioning to postsecondary education, these action plans shall address at a minimum:

- a. outreach and advising;
- b. assessment, curriculum, and instruction;
- c. persistence interventions;
- d. state-level accountability systems to monitor performance;
- e. service-provider-level performance measures and program evaluation;
- f. standards to enhance data quality and sharing among state agencies and service-providers;
- g. needs assessment of students and service-providers to identify other structural issues and barriers; and
- h. grants (including Federal Funds and Other Funds) to maximize effective use of limited General Revenue Funds.

The Texas Higher Education Coordinating Board and the Texas Education Agency shall develop, and agree to, consistent with Texas Workforce Investment Council provisions under Texas Government Code 2308.1016, a revised memorandum of understanding that establishes the respective responsibilities of each agency for the implementation of action plans necessary to successfully transition students enrolled in adult basic education into postsecondary education. The memorandum of understanding shall establish a point of responsibility and identify sufficient resources within each agency for implementation by that agency of the requirements of the memorandum of understanding. The updated memorandum of understanding must be completed by December 31, 2007.

Out of funds appropriated above, the Texas Education Agency and the Texas Workforce Commission shall assist the Texas Higher Education Coordinating Board in assessing the current and projected future demand for adult education in Texas, the types of programs and instruction necessary to serve current and projected future populations of adult learners, and the social and economic outcomes of providing varying levels of adult education services in Texas. The report shall include a comparative analysis of adult basic education programs offered in other state and shall identify best practices in adult education. The report shall study the current organizational structure and agency roles in providing adult education and make recommendations for achieving state goals efficiently and effectively.

For purposes of this rider, the Texas Higher Education Coordinating Board shall be considered the lead agency and shall report on the implementation of these provisions to the Texas Workforce Investment Council, the Governor, and the Legislative Budget Board by September 1, 2008.

- 51. OAG Lawyer's Loan Repayment Program.** The funds provided to Strategy B.1.8, OAG Lawyer's Loan Repayment Program, are appropriated in accordance with Education Code §§ 61.9721-61.9732 for providing education loan repayments for attorneys who agree to work for the Attorney General's Office for one year. All balances in the General Revenue Fund that are dedicated tuition set asides under this program as of August 31, 2007, estimated to be \$537,434 (and included in the Method of Finance above), and all receipts received during the biennium are hereby appropriated to the Coordinating Board for the biennium beginning September 1, 2007, for the same purpose. Any balances on hand at the end of fiscal year 2008 may be carried over to fiscal year 2009 and such funds are appropriated for fiscal year 2009 for the same purpose.

HIGHER EDUCATION COORDINATING BOARD
(Continued)

52. **New Community College Campuses.**¹² Out of the amounts appropriated above in Strategy E.1.3, New Campus Funding, the Higher Education Coordinating Board shall set aside \$732,791 in fiscal year 2008 and \$555,822 in fiscal year 2009 to fund contact hours generated from a new campus at Northeast Lakeview College in the Alamo Community College District, \$195,000 in fiscal year 2008 and \$195,000 in fiscal year 2009 to fund contact hours generated from a new campus at the South Austin Campus at Austin Community College, \$634,784 in fiscal year 2008 and \$653,828 in fiscal year 2009 to fund contact hours generated from a new campus at the Alief campus under the Houston Community College System, \$88,782 in fiscal year 2009 to fund contact hours generated from a new campus at the Greenville campus and Sulphur Springs campus at Paris Junior College, and \$113,750 in fiscal year 2008 and \$113,750 in fiscal year 2009 to fund contact hours generated from a new campus at the Texas Bioscience Institute at Temple College. Any amount remaining of the first year 2008 set aside may, with the approval of the Texas Higher Education Coordinating Board, be used for the same purpose in fiscal year 2009.
53. **Texas College Work Study Program and Toward EXcellence, Access, and Success (TEXAS) Grant Program.** Because of the positive effect of work study programs on student participation and success, funds appropriated above to Strategy B.1.9, Student Financial Aid Programs, are intended to maximize the extent to which state funds appropriated for student grants that are awarded with criteria requiring a work study component.
54. **Appropriations Contingent Upon Certification of Revenue Above the Biennial Revenue Estimate.** Included in amounts appropriated above in Strategy C.1.1, Advanced Research Program is \$8,309,078 in General Revenue in fiscal year 2008 for the Advanced Research Program. This appropriation is contingent upon the Comptroller's certification of available General Revenue of \$8,309,078 for the biennium above the Comptroller's January 2007 Biennial Revenue Estimate.¹³
55. **Higher Education Performance Incentive Initiative.**¹⁴ In addition to amounts appropriated elsewhere in this Act, \$100,000,000 in General Revenue funds are appropriated for fiscal year 2009 for the Higher Education Performance Incentive Initiative at the Higher Education Coordinating Board.

The Higher Education Coordinating Board in conjunction with the Governor's Office shall develop an incentive program for the improvement in teaching and educational excellence at Texas public general academic teaching institution. These funds may also be used to provide scholarships for undergraduate students who have graduated with a grade point average in the top 10 percent of the student's high school graduating class from an accredited Texas High School.

The Higher Education Coordinating Board shall submit an initial proposal to the Legislative Budget Board and the Governor's Office for the Higher Education Performance Incentive Initiative program by January 1, 2008.

¹² This rider was vetoed. See the Governor's Veto Proclamation.
¹³ Comptroller revenue certification letter dated August 1, 2007.
¹⁴ Incorporates Article III, Special Provisions Relating Only to State Agencies of Higher Education, § 55 (4), of this Act, which relates to the Higher Education Performance Incentive Initiative at the Higher Education Coordinating Board.

HIGHER EDUCATION FUND

	For the Years Ending	
	August 31, 2008	August 31, 2009
Method of Financing:		
General Revenue Fund	\$ 262,500,000	\$ 262,500,000
Total, Method of Financing	<u>\$ 262,500,000</u>	<u>\$ 262,500,000</u>

HIGHER EDUCATION FUND
(Continued)

This bill pattern represents an estimated 100% of this agency's estimated total available funds for the biennium.

Items of Appropriation:

A. Goal: HIGHER EDUCATION FUND		
A.1.1. Strategy: HIGHER EDUCATION FUND	\$ 262,500,000	\$ 262,500,000
Grand Total, HIGHER EDUCATION FUND	<u>\$ 262,500,000</u>	<u>\$ 262,500,000</u>

Object-of-Expense Informational Listing:

Other Operating Expense	<u>\$ 262,500,000</u>	<u>\$ 262,500,000</u>
Total, Object-of-Expense Informational Listing	<u><u>\$ 262,500,000</u></u>	<u><u>\$ 262,500,000</u></u>

- 1. Unexpended Balances.** Any unexpended balances as of August 31, 2007 in the General Revenue Fund pursuant to the provision of Article VII, § 17(a) of the Texas Constitution, are hereby appropriated to the respective institutions for the biennium beginning September 1, 2007 for the same purposes.

THE UNIVERSITY OF TEXAS SYSTEM ADMINISTRATION

	For the Years Ending	
	August 31, 2008	August 31, 2009
Method of Financing:		
General Revenue Fund	\$ 7,321,994	\$ 7,321,994
Permanent Endowment Fund Account No. 822, UT Regional Academic Health Center, estimated	<u>1,102,000</u>	<u>1,102,000</u>
Total, Method of Financing	<u><u>\$ 8,423,994</u></u>	<u><u>\$ 8,423,994</u></u>
Items of Appropriation:		
1. Educational and General State Support	\$ 8,423,994	\$ 8,423,994
Grand Total, THE UNIVERSITY OF TEXAS SYSTEM ADMINISTRATION	<u><u>\$ 8,423,994</u></u>	<u><u>\$ 8,423,994</u></u>

This bill pattern represents an estimated 10.8% of this agency's estimated total available funds for the biennium.

Number of Full-Time-Equivalents (FTE)-Appropriated Funds	249.0	249.0
---	-------	-------

- 1. Informational Listing of Appropriated Funds.** The appropriations made above for Educational and General State Support are subject to the special and general provisions of this Act and include the following amounts for the purposes indicated.

A. Goal: INSTRUCTION/OPERATIONS		
Provide Instructional and Operations Support.		
A.1.1. Strategy: SYSTEM OFFICE OPERATIONS	\$ 781,394	\$ 781,394
B. Goal: INFRASTRUCTURE SUPPORT		
Provide Infrastructure Support.		
B.1.1. Strategy: DEBT SERVICE - NSERB	\$ 6,540,600	\$ 6,540,600
Debt Service for the Natural Science and Engr. Building at UT - Dallas.		
C. Goal: TOBACCO FUNDS		
C.1.1. Strategy: TOBACCO EARNINGS - RAHC	\$ 1,102,000	\$ 1,102,000
Tobacco Earnings for the Lower Rio Grande Valley RAHC.		
Grand Total, THE UNIVERSITY OF TEXAS SYSTEM ADMINISTRATION	<u><u>\$ 8,423,994</u></u>	<u><u>\$ 8,423,994</u></u>

THE UNIVERSITY OF TEXAS SYSTEM ADMINISTRATION
(Continued)

Object-of-Expense Informational Listing:

Salaries and Wages	\$ 770,072	\$ 770,072
Other Personnel Costs	11,322	11,322
Debt Service	6,540,600	6,540,600
Other Operating Expense	<u>1,102,000</u>	<u>1,102,000</u>
Total, Object-of-Expense Informational Listing	<u>\$ 8,423,994</u>	<u>\$ 8,423,994</u>

Estimated Allocations for Employee Benefits and Debt Service Appropriations Made Elsewhere in this Act:

Employee Benefits

Retirement	\$ 1,435,005	\$ 1,486,829
Group Insurance	55,634	55,634
Social Security	<u>1,239,146</u>	<u>1,282,516</u>
Subtotal, Employee Benefits	<u>\$ 2,729,785</u>	<u>\$ 2,824,979</u>

Debt Service

Lease Payments	<u>\$ 8,068</u>	<u>\$ 9,102</u>
----------------	-----------------	-----------------

Total, Estimated Allocations for Employee Benefits and Debt Service Appropriations Made Elsewhere in this Act

<u>\$ 2,737,853</u>	<u>\$ 2,834,081</u>
---------------------	---------------------

2. **Aircraft Authorized.** The University of Texas System is authorized to acquire, operate and maintain, including replacing, one passenger airplane. Such airplane should be acquired by gift, if possible, but may be acquired by purchase subject to the authority under Government Code, Chapter 2205. All costs of acquisition, operation and maintenance, including replacement, may be paid out of the Available University Fund allocable to The University of Texas System. The University of Texas System is also authorized to lease on a short-term basis additional aircraft as may be needed from time to time.
3. **Governing Board.** Out of funds appropriated above, an amount not to exceed \$100,000 in each year of the biennium shall be for all expenses associated with the travel, entertainment, and lodging of the governing board.

A separate record of the board's expenditures for these purposes shall be kept and retained in the same manner as the fiscal records of the institution(s) the board governs. None of the funds appropriated above may be used for the travel, entertainment, and lodging expenses of the board except for the specific amount designated above.

4. **Estimated Appropriation and Unexpended Balance.**
- a. Included in the amounts appropriated above are estimated appropriations of amounts available for distribution or investment returns out of the Permanent Endowment Fund for the Lower Rio Grande Valley Regional Academic Health Center.
 - b. Amounts available for distribution or investment returns in excess of the amounts estimated above are also appropriated. In the event that amounts available for distribution or investment returns are less than the amounts estimated above, this Act may not be construed as appropriating funds to makeup the difference.
 - c. All balances of estimated appropriations from the Permanent Endowment Fund for the Lower Rio Grande Valley Regional Academic Health Center, except for any General Revenue, at the close of the fiscal year ending August 31, 2007, and the income to said fund during the fiscal years beginning September 1, 2007, are hereby appropriated. Any unexpended appropriations made above as of August 31, 2008, are hereby appropriated for the same purposes for fiscal year 2009.

AVAILABLE UNIVERSITY FUND

	For the Years Ending	
	August 31, 2008	August 31, 2009
Method of Financing:		
Available University Fund No. 011	\$ 462,234,092	\$ 502,526,413
Total, Method of Financing	<u>\$ 462,234,092</u>	<u>\$ 502,526,413</u>
This bill pattern represents an estimated 100% of this agency's estimated total available funds for the biennium.		
Items of Appropriation:		
A. Goal: MANAGE/ADMINISTER ENDOWMENT FUNDS		
Provide Management and Administrative Support for Endowment Funds.		
A.1.1. Strategy: TEXAS A&M UNIV SYSTEM ALLOCATION	\$ 151,389,031	\$ 164,930,804
Texas A&M Univ. System Available Univ. Fund Allocation. Estimated.		
A.1.2. Strategy: THE UNIV OF TEXAS SYSTEM ALLOCATION	\$ 310,845,061	\$ 337,595,609
The Univ. of Texas System Available Univ. Fund Allocation. Estimated.		
Total, Goal A: MANAGE/ADMINISTER ENDOWMENT FUNDS	<u>\$ 462,234,092</u>	<u>\$ 502,526,413</u>
Grand Total, AVAILABLE UNIVERSITY FUND	<u>\$ 462,234,092</u>	<u>\$ 502,526,413</u>
Object-of-Expense Informational Listing:		
Other Operating Expense	\$ 462,234,092	\$ 502,526,413
Total, Object-of-Expense Informational Listing	<u>\$ 462,234,092</u>	<u>\$ 502,526,413</u>

1.

Texas A&M University System Share. There is hereby appropriated to the Texas A&M University System for the biennium ending August 31, 2009, that portion of the Available University Fund No. 011 apportioned to it by Article VII, § 18(f) of the Texas Constitution, except the part of that portion appropriated by § 18 for the payment of principal and interest on bonds or notes issued thereunder by the Board of Regents of the Texas A&M University System, together with interest and any balance in the Texas A&M University Available Fund No. 011 for any previous fiscal year. The Texas A&M University System is authorized to use a portion of its share of the Available University Fund No. 011 for the matching of private grants for the endowment of scholarships, fellowships, library support, and academic positions at Texas A&M University and Prairie View A&M University.
2.

The University of Texas System Share. There is hereby appropriated for the biennium ending August 31, 2009 that portion of the Available University Fund No. 011 apportioned to The University of Texas System by Article VII, § 18(f) of the Texas Constitution, together with interest and any balance in the Available University Fund No. 011 for any previous years, except that portion appropriated by § 18 for the payment of principal and interest on bonds or notes issued by the Board of Regents of The University of Texas System. This appropriation may be used for new construction, major repairs and rehabilitation, equipment, maintenance, operation, salaries, and support, including the matching of private grants for the endowment of scholarships, fellowships, library support, and academic positions for The University of Texas at Austin and for The University of Texas System Administration and is to be used as the Board of Regents of The University of Texas System may determine.
3.

Transfer Authorization. The University of Texas System shall transfer from the Available University Fund No. 011 into the Texas A&M University Available Fund No. 047 its respective portion.
4.

Reporting.

a.

The University of Texas System Board of Regents and the Texas A&M University System Board of Regents shall report to the Legislature and the Governor no later than December 1 of each year the uses of the Available University Fund (AUF) for each system component and for the system office operations for the two previous years, the current year, and two future years (projected). Each report shall contain detailed information on the following:
- A799-FSize-up-3-B

III-61

October 5, 2007

AVAILABLE UNIVERSITY FUND
(Continued)

- (1) debt service allocations, by component;
 - (2) bond proceeds allocations, by component;
 - (3) excellence allocations, by component or system office, and their purposes;
 - (4) Available University Fund income, interest, beginning-and-end-of-year balances; and
 - (5) the rationale used by the respective boards to distribute AUF funds.
- b. In addition, by December 1 of each year, authorized managers of permanent funds and endowments whose earnings are appropriated above shall submit an annual financial report which shall include, at a minimum, an income statement and balance sheet and a summary of the investment return of the fund during the preceding fiscal year. The annual financial report shall also contain:
- (1) a summary of all gains, losses and income from investments and an itemized list of all securities held for the fund on August 31;
 - (2) any other information needed by the Governor or the Legislative Budget Board to clearly indicate the nature and extent of investments made of the fund and all income realized from the components of the fund.

The annual financial report shall be distributed to the Governor and Legislative Budget Board by December 1 of each year of the biennium.

THE UNIVERSITY OF TEXAS AT ARLINGTON

	For the Years Ending	
	August 31, 2008	August 31, 2009
Method of Financing:		
General Revenue Fund	\$ 91,800,295	\$ 91,778,750
<u>General Revenue Fund - Dedicated</u>		
Estimated Board Authorized Tuition Increases Account No. 704	4,783,165	4,783,165
Estimated Other Educational and General Income Account No. 770	39,676,651	39,743,340
Subtotal, General Revenue Fund - Dedicated	<u>\$ 44,459,816</u>	<u>\$ 44,526,505</u>
Total, Method of Financing	<u><u>\$ 136,260,111</u></u>	<u><u>\$ 136,305,255</u></u>
Items of Appropriation:		
1. Educational and General State Support	\$ 136,260,111	\$ 136,305,255
Grand Total, THE UNIVERSITY OF TEXAS AT ARLINGTON	<u><u>\$ 136,260,111</u></u>	<u><u>\$ 136,305,255</u></u>

This bill pattern represents an estimated 42.7% of this agency's estimated total available funds for the biennium.

Number of Full-Time-Equivalents (FTE)-Appropriated Funds	2,247.9	2,247.9
---	---------	---------

- 1. Informational Listing of Appropriated Funds.** The appropriations made above for Educational and General State Support are subject to the special and general provisions of this Act and include the following amounts for the purposes indicated.

A. Goal: INSTRUCTION/OPERATIONS		
Provide Instructional and Operations Support.		
A.1.1. Strategy: OPERATIONS SUPPORT	\$ 86,922,843	\$ 86,922,843
A.1.2. Strategy: TEACHING EXPERIENCE SUPPLEMENT	\$ 1,993,060	\$ 1,993,060
A.1.3. Strategy: STAFF GROUP INSURANCE PREMIUMS	\$ 4,232,042	\$ 4,274,363
A.1.4. Strategy: WORKERS' COMPENSATION INSURANCE	\$ 302,186	\$ 302,186
A.1.5. Strategy: UNEMPLOYMENT COMPENSATION INSURANCE	\$ 29,374	\$ 29,374

THE UNIVERSITY OF TEXAS AT ARLINGTON
(Continued)

A.1.6. Strategy: TEXAS PUBLIC EDUCATION GRANTS	\$ 4,425,271	\$ 4,431,828
A.1.7. Strategy: FORMULA HOLD HARMLESS	\$ 6,237,101	\$ 6,237,101
A.1.8. Strategy: EXCELLENCE FUNDING	\$ 1,381,128	\$ 1,381,127
Total, Goal A: INSTRUCTION/OPERATIONS	\$ 105,523,005	\$ 105,571,882
B. Goal: INFRASTRUCTURE SUPPORT		
Provide Infrastructure Support.		
B.1.1. Strategy: E&G SPACE SUPPORT	\$ 12,979,487	\$ 12,979,487
B.1.2. Strategy: TUITION REVENUE BOND RETIREMENT	\$ 9,752,918	\$ 9,749,183
B.1.3. Strategy: SKILES ACT REVENUE BOND RETIREMENT	\$ 327,110	\$ 327,110
Total, Goal B: INFRASTRUCTURE SUPPORT	\$ 23,059,515	\$ 23,055,780
C. Goal: SPECIAL ITEM SUPPORT		
Provide Special Item Support.		
C.1.1. Strategy: SCIENCE EDUCATION CENTER	\$ 187,031	\$ 187,031
C.2.1. Strategy: AUTOMATION AND ROBOTICS INSTITUTE	\$ 1,245,064	\$ 1,245,064
Automation and Robotics Research Institute.		
C.3.1. Strategy: RURAL HOSPITAL OUTREACH PROGRAM	\$ 45,802	\$ 45,802
C.3.2. Strategy: INSTITUTE OF URBAN STUDIES	\$ 296,374	\$ 296,374
C.3.3. Strategy: MEXICAN AMERICAN STUDIES	\$ 41,562	\$ 41,562
C.4.1. Strategy: AFRICA INTERNATIONAL EXCHANGE	\$ 109,544	\$ 109,544
C.4.2. Strategy: INSTITUTIONAL ENHANCEMENT	\$ 2,570,122	\$ 2,570,124
Total, Goal C: SPECIAL ITEM SUPPORT	\$ 4,495,499	\$ 4,495,501
D. Goal: RESEARCH DEVELOPMENT FUND		
D.1.1. Strategy: RESEARCH DEVELOPMENT FUND	\$ 3,182,092	\$ 3,182,092
Grand Total, THE UNIVERSITY OF TEXAS AT ARLINGTON	\$ 136,260,111	\$ 136,305,255
Object-of-Expense Informational Listing:		
Salaries and Wages	\$ 49,037,821	\$ 46,734,501
Other Personnel Costs	31,321	33,201
Faculty Salaries (Higher Education Only)	47,763,054	53,279,418
Consumable Supplies	796,660	187,459
Utilities	7,108,853	7,992,353
Travel	59,854	49,642
Other Operating Expense	19,816,506	19,360,824
Client Services	128,506	128,507
Grants	11,440,119	8,465,070
Capital Expenditures	77,417	74,280
Total, Object-of-Expense Informational Listing	\$ 136,260,111	\$ 136,305,255
Estimated Allocations for Employee Benefits and Debt Service Appropriations Made Elsewhere in this Act:		
<u>Employee Benefits</u>		
Retirement	\$ 7,452,012	\$ 7,713,154
Group Insurance	8,715,317	8,715,317
Social Security	7,604,095	7,870,239
Subtotal, Employee Benefits	\$ 23,771,424	\$ 24,298,710
Total, Estimated Allocations for Employee Benefits and Debt Service Appropriations Made Elsewhere in this Act	\$ 23,771,424	\$ 24,298,710
2. Performance Measure Targets. The following is a listing of the key performance target levels for The University of Texas at Arlington. It is the intent of the Legislature that appropriations made by this Act be utilized in the most efficient and effective manner possible to achieve the intended mission of The University of Texas at Arlington. In order to achieve the objectives and service standards established by this Act, The University of Texas at Arlington shall make every effort to attain the following designated key performance target levels associated with each item of appropriation.		

THE UNIVERSITY OF TEXAS AT ARLINGTON
(Continued)

	<u>2008</u>	<u>2009</u>
A. Goal: INSTRUCTION/OPERATIONS		
Outcome (Results/Impact):		
Percent of First-time, Full-time, Degree-seeking Freshmen Who Earn a Baccalaureate Degree within Six Academic Years	43%	44%
Percent of First-time, Full-time, Degree-seeking Freshmen Who Earn a Baccalaureate Degree within Four Academic Years	18%	20%
Persistence Rate of First-time, Full-time, Degree-seeking Freshmen Students after One Academic Year	71%	71.5%
Certification Rate of Teacher Education Graduates	95%	95%
Percent of Baccalaureate Graduates Who Are First Generation College Graduates	55.6%	55.6%
Percent of Lower Division Courses Taught by Tenured Faculty	35%	35%
State Licensure Pass Rate of Engineering Graduates	84%	84%
State Licensure Pass Rate of Nursing Graduates	93.5%	93.5%
Dollar Value of External or Sponsored Research Funds (in Millions)	25	25.5
A.1.1. Strategy: OPERATIONS SUPPORT		
Efficiencies:		
Administrative Cost as a Percent of Total Expenditures	7.5%	7.5%
3. Robotics Engineering Research Program Transferability Authority. The University of Texas at Arlington is hereby authorized to transfer or utilize from funds appropriated above an amount not to exceed \$500,000 to the Robotics Engineering Research Program in addition to the amount specified for that item. However, no funds may be transferred from any specified amount for faculty salaries, general scholarships, or minority scholarships and recruitment.		
4. Center for Mexican American Studies. The University of Texas at Arlington is hereby authorized to transfer or utilize, from funds appropriated above, an amount not to exceed \$300,000 for the operation of the Center for Mexican American Studies.		
5. Urban Studies Institute. All funds collected by the Urban Studies Institute are hereby appropriated to The University of Texas at Arlington for the Urban Studies Institute. It is the intent of the Legislature that services provided by the Institute shall be provided at a reduced cost based upon financial need and the availability of like services.		

THE UNIVERSITY OF TEXAS AT AUSTIN

	For the Years Ending August 31, <u>2008</u>	August 31, <u>2009</u>
Method of Financing:		
General Revenue Fund	\$ 270,599,384	\$ 268,165,109
<u>General Revenue Fund - Dedicated</u>		
Estimated Board Authorized Tuition Increases Account No. 704	20,286,374	20,286,374
Estimated Other Educational and General Income Account No. 770	83,573,264	84,179,985
Sexual Assault Program Account No. 5010	250,000	0
Subtotal, General Revenue Fund - Dedicated	<u>\$ 104,109,638</u>	<u>\$ 104,466,359</u>
Total, Method of Financing	<u><u>\$ 374,709,022</u></u>	<u><u>\$ 372,631,468</u></u>
Items of Appropriation:		
1. Educational and General State Support	\$ 374,709,022	\$ 372,631,468
Grand Total, THE UNIVERSITY OF TEXAS AT AUSTIN	<u><u>\$ 374,709,022</u></u>	<u><u>\$ 372,631,468</u></u>

This bill pattern represents an estimated 22.7% of this agency's estimated total available funds for the biennium.

THE UNIVERSITY OF TEXAS AT AUSTIN
(Continued)

Number of Full-Time-Equivalents (FTE)- Appropriated Funds	6,619.1	6,619.1
--	---------	---------

1. Informational Listing of Appropriated Funds. The appropriations made above for Educational and General State Support are subject to the special and general provisions of this Act and include the following amounts for the purposes indicated.

A. Goal: INSTRUCTION/OPERATIONS		
Provide Instructional and Operations Support.		
A.1.1. Strategy: OPERATIONS SUPPORT	\$ 230,770,897	\$ 230,770,897
A.1.2. Strategy: TEACHING EXPERIENCE SUPPLEMENT	\$ 5,750,619	\$ 5,750,619
A.1.3. Strategy: STAFF GROUP INSURANCE PREMIUMS	\$ 9,410,348	\$ 9,504,452
A.1.4. Strategy: WORKERS' COMPENSATION INSURANCE	\$ 825,522	\$ 825,522
A.1.5. Strategy: UNEMPLOYMENT COMPENSATION INSURANCE	\$ 42,362	\$ 42,362
A.1.6. Strategy: TEXAS PUBLIC EDUCATION GRANTS	<u>\$ 12,509,567</u>	<u>\$ 12,583,606</u>
Total, Goal A: INSTRUCTION/OPERATIONS	<u>\$ 259,309,315</u>	<u>\$ 259,477,458</u>
B. Goal: INFRASTRUCTURE SUPPORT		
Provide Infrastructure Support.		
B.1.1. Strategy: E&G SPACE SUPPORT Educational and General Space Support.	\$ 62,283,057	\$ 62,283,057
B.1.2. Strategy: TUITION REVENUE BOND RETIREMENT	<u>\$ 14,860,261</u>	<u>\$ 14,860,801</u>
Total, Goal B: INFRASTRUCTURE SUPPORT	<u>\$ 77,143,318</u>	<u>\$ 77,143,858</u>
C. Goal: SPECIAL ITEM SUPPORT		
Provide Special Item Support.		
C.2.1. Strategy: MARINE SCIENCE INSTITUTE ¹ Marine Science Institute - Port Aransas.	\$ 2,605,303	\$ 605,303
C.2.2. Strategy: INSTITUTE FOR GEOPHYSICS	\$ 1,048,093	\$ 1,048,093
C.2.3. Strategy: BUREAU OF ECONOMIC GEOLOGY	\$ 2,856,849	\$ 2,856,849
C.2.4. Strategy: BUREAU OF BUSINESS RESEARCH	\$ 232,487	\$ 232,487
C.2.5. Strategy: MCDONALD OBSERVATORY	\$ 4,353,587	\$ 4,353,587
C.2.6. Strategy: ADVANCED STUDIES IN ASTRONOMY Center for Advanced Studies in Astronomy.	\$ 576,008	\$ 576,008
C.2.7. Strategy: COMPETITIVE KNOWLEDGE FUND	\$ 19,694,386	\$ 19,694,386
C.3.1. Strategy: TEXAS MEMORIAL MUSEUM	\$ 145,097	\$ 145,097
C.3.2. Strategy: PUBLIC POLICY INSTITUTE	\$ 192,215	\$ 192,215
C.3.3. Strategy: POLICY DISPUTE RESOLUTION CENTER Center for Public Policy Dispute Resolution.	\$ 344,408	\$ 344,408
C.3.4. Strategy: LATINO WWII ORAL HISTORY	\$ 43,750	\$ 43,750
C.3.5. Strategy: GARNER MUSEUM	\$ 225,000	\$ 225,000
C.3.6. Strategy: INST. OF DOMESTIC VIOLENCE ² Institute of Domestic Violence.	\$ 250,000	\$ 0
C.4.1. Strategy: INSTITUTIONAL ENHANCEMENT	<u>\$ 5,689,206</u>	<u>\$ 5,692,969</u>
Total, Goal C: SPECIAL ITEM SUPPORT	<u>\$ 38,256,389</u>	<u>\$ 36,010,152</u>
Grand Total, THE UNIVERSITY OF TEXAS AT AUSTIN	<u><u>\$ 374,709,022</u></u>	<u><u>\$ 372,631,468</u></u>

Object-of-Expense Informational Listing:		
Salaries and Wages	\$ 149,923,892	\$ 163,150,191
Other Personnel Costs	3,874,029	3,873,899
Faculty Salaries (Higher Education Only)	135,532,928	142,259,042
Consumable Supplies	352,418	352,418
Debt Service	14,860,261	14,860,801
Other Operating Expense	48,108,884	25,339,512

¹ Incorporates Article III, Special Provisions Relating Only to State Agencies of Higher Education, § 54, Special Item Appropriations, of this Act, resulting in General Revenue Funds of \$2,000,000 for the Marine Science Institute in FY 2008 and unexpended balance authority in FY 2009.

² Incorporates Article IX, § 19.74, of this Act, due to the enactment of HB 1751, 80th Legislature, Regular Session, relating to the establishment of an Institute of Domestic Violence and Sexual Assault at The University of Texas at Austin, resulting in General Revenue Dedicated Account No. 5010 of \$250,000 in FY 2008.

THE UNIVERSITY OF TEXAS AT AUSTIN
(Continued)

Grants	22,056,610	22,795,605
Total, Object-of-Expense Informational Listing	\$ 374,709,022	\$ 372,631,468

Estimated Allocations for Employee Benefits and Debt Service Appropriations Made Elsewhere in this Act:

<u>Employee Benefits</u>			
Retirement	\$	39,324,747	\$ 40,742,927
Group Insurance		26,640,223	26,640,223
Social Security		<u>22,554,851</u>	<u>23,344,270</u>
Subtotal, Employee Benefits	\$	<u>88,519,821</u>	\$ <u>90,727,420</u>
Total, Estimated Allocations for Employee Benefits and Debt Service Appropriations Made Elsewhere in this Act			
	\$	88,519,821	\$ 90,727,420

- 2. Performance Measure Targets.** The following is a listing of the key performance target levels for The University of Texas at Austin. It is the intent of the Legislature that appropriations made by this Act be utilized in the most efficient and effective manner possible to achieve the intended mission of The University of Texas at Austin. In order to achieve the objectives and service standards established by this Act, The University of Texas at Austin shall make every effort to attain the following designated key performance target levels associated with each item of appropriation.

	2008	2009
A. Goal: INSTRUCTION/OPERATIONS		
Outcome (Results/Impact):		
Percent of First-time, Full-time, Degree-seeking Freshmen Who Earn a Baccalaureate Degree within Six Academic Years	76.1%	76.1%
Percent of First-time, Full-time, Degree seeking Freshmen Who Earn a Baccalaureate Degree within Four Academic Years	55%	55%
Persistence Rate of First-time, Full-time, Degree-seeking Freshmen Students after One Academic Year	94%	94%
Certification Rate of Teacher Education Graduates	93.4%	93.4%
Percent of Baccalaureate Graduates Who Are First Generation College Graduates	18.5%	18.5%
Percent of Lower Division Courses Taught by Tenured Faculty	35.4%	35.4%
State Licensure Pass Rate of Law Graduates	92.7%	92.7%
State Licensure Pass Rate of Engineering Graduates	90%	90%
State Licensure Pass Rate of Nursing Graduates	97.3%	97.3%
State Licensure Pass Rate of Pharmacy Graduates	99%	99%
Dollar Value of External or Sponsored Research Funds (in Millions)	406.8	425.1
A.1.1. Strategy: OPERATIONS SUPPORT		
Efficiencies:		
Administrative Cost as a Percent of Total Expenditures	5.6%	5.6%

3. **Bureau of Economic Geology Contingency.** Contingent upon certification by the Comptroller of Public Accounts that increased activity by the Bureau of Economic Geology will generate at least \$3,000,000 for the biennium in additional revenue to the General Revenue Fund, \$1,500,000 in each year of the biennium is included in the appropriation above for the Bureau of Economic Geology.³
4. **Public Policy Clinics.** Out of the funds appropriated above, up to \$218,750 in each year of the biennium shall be used for public policy clinics in the Department of Government. The clinics shall be focused on public policy issues salient to the State of Texas and to be offered as graduate-level seminars to help maximize the partnership with the Tomas Rivera Center, the Center for Migration and Border Studies and other academic institutions. These funds shall be used to pay research fellowships, surveys, and other expenses associated with the clinics.
5. **University Interscholastic League Financial Reporting.** As part of the financial report required in the Education Code § 33.083, the University Interscholastic League (UIL) shall provide the following financial information to the Governor, the presiding officer of each

³ Comptroller revenue certification letter dated August 29, 2007.

THE UNIVERSITY OF TEXAS AT AUSTIN
(Continued)

house of the legislature, and the Legislative Budget Board before November 20th each year. The report shall provide the following financial information in the format and order identified below for the preceding two fiscal years:

- 1. Total revenues.
- 2. Total expenditures.
- 3. Excess (Deficit) of revenue over expenditures.
- 4. Total fund balance.
- 5. Total interest income earned on fund balances belonging to UIL that are deposited with the University of Texas at Austin for the benefit of the league.
- 6. Total member school district earnings from event rebates and other sources.
- 7. Total UIL earnings from gate receipts, administrative charges, retained excess revenues from UIL managed events and other sources.
- 8. Total University of Texas at Austin earnings levied on all UIL expenditures and total expenses incurred by the University of Texas at Austin in providing administrative services for the University Interscholastic League.

This information shall be reported for all UIL funds, by all budget groups including but not limited to the General Fee, Music, Interscholastic League Press Conference, Athletic/Academic and Corporate budget groups, and individual event/tournament budgets. The UIL shall contract annually with an independent certified public accountant to audit this financial report. In lieu of pursuing a contract for independent audit services and at the discretion of the State Auditor, the State Auditor's Office may conduct the audit. Copies of this report shall be furnished on request to members of the legislature and shall be posted on the UIL's web site.

- 6. **Garner Museum.** Out of funds appropriated above in Strategy, C.3.5, Garner Museum, \$150,000 each year will be used for repair and maintenance of the Garner Museum.

THE UNIVERSITY OF TEXAS AT DALLAS

	For the Years Ending	
	August 31, 2008	August 31, 2009
Method of Financing:		
General Revenue Fund	\$ 70,025,671	\$ 67,931,941
<u>General Revenue Fund - Dedicated</u>		
Estimated Board Authorized Tuition Increases Account No. 704	4,330,000	4,330,000
Estimated Other Educational and General Income Account No. 770	25,610,946	25,749,213
Subtotal, General Revenue Fund - Dedicated	\$ 29,940,946	\$ 30,079,213
Total, Method of Financing	<u>\$ 99,966,617</u>	<u>\$ 98,011,154</u>
Items of Appropriation:		
1. Educational and General State Support	\$ 99,966,617	\$ 98,011,154
Grand Total, THE UNIVERSITY OF TEXAS AT DALLAS	<u>\$ 99,966,617</u>	<u>\$ 98,011,154</u>

This bill pattern represents an estimated 46.7% of this agency's estimated total available funds for the biennium.

Number of Full-Time-Equivalents (FTE)-Appropriated Funds	1,322.6	1,322.6
---	---------	---------

- 1. **Informational Listing of Appropriated Funds.** The appropriations made above for Educational and General State Support are subject to the special and general provisions of this Act and include the following amounts for the purposes indicated.

A. Goal: INSTRUCTION/OPERATIONS Provide Instructional and Operations Support.		
A.1.1. Strategy: OPERATIONS SUPPORT	\$ 63,634,040	\$ 63,634,040

THE UNIVERSITY OF TEXAS AT DALLAS
(Continued)

A.1.2. Strategy: TEACHING EXPERIENCE SUPPLEMENT	\$ 991,675	\$ 991,675
A.1.3. Strategy: STAFF GROUP INSURANCE PREMIUMS	\$ 2,285,597	\$ 2,308,453
A.1.4. Strategy: WORKERS' COMPENSATION INSURANCE	\$ 210,413	\$ 218,830
A.1.5. Strategy: UNEMPLOYMENT COMPENSATION INSURANCE	\$ 49,244	\$ 51,214
A.1.6. Strategy: TEXAS PUBLIC EDUCATION GRANTS	\$ 2,397,566	\$ 2,411,228
A.1.7. Strategy: ORGANIZED ACTIVITIES	\$ 6,026,003	\$ 6,026,003
A.1.8. Strategy: EXCELLENCE FUNDING	\$ 32,924	\$ 32,924
Total, Goal A: INSTRUCTION/OPERATIONS	<u>\$ 75,627,462</u>	<u>\$ 75,674,367</u>
B. Goal: INFRASTRUCTURE SUPPORT		
Provide Infrastructure Support.		
B.1.1. Strategy: E&G SPACE SUPPORT	\$ 9,382,352	\$ 9,382,352
B.1.2. Strategy: TUITION REVENUE BOND RETIREMENT	\$ 3,995,206	\$ 4,003,226
Total, Goal B: INFRASTRUCTURE SUPPORT	<u>\$ 13,377,558</u>	<u>\$ 13,385,578</u>
C. Goal: SPECIAL ITEM SUPPORT		
Provide Special Item Support.		
C.1.1. Strategy: CENTER FOR APPLIED BIOLOGY	\$ 546,875	\$ 546,875
C.1.2. Strategy: NANOTECHNOLOGY	\$ 218,750	\$ 218,750
C.2.1. Strategy: ACADEMIC BRIDGE PROGRAM Intensive Summer Academic Bridge Program.	\$ 218,750	\$ 218,750
C.3.1. Strategy: INSTITUTIONAL ENHANCEMENT	\$ 3,044,542	\$ 3,034,154
C.3.2. Strategy: SCIENCE, ENGINEERING, MATH ¹	\$ 2,000,000	\$ UB
Total, Goal C: SPECIAL ITEM SUPPORT	<u>\$ 6,028,917</u>	<u>\$ 4,018,529</u>
D. Goal: RESEARCH DEVELOPMENT FUND		
D.1.1. Strategy: RESEARCH DEVELOPMENT FUND	\$ 4,932,680	\$ 4,932,680
Grand Total, THE UNIVERSITY OF TEXAS AT DALLAS	<u>\$ 99,966,617</u>	<u>\$ 98,011,154</u>
Object-of-Expense Informational Listing:		
Salaries and Wages	\$ 31,264,813	\$ 28,957,669
Other Personnel Costs	917,019	324,068
Faculty Salaries (Higher Education Only)	34,937,759	34,632,394
Professional Fees and Services	41,831	41,831
Consumable Supplies	3,378	9,500
Utilities	4,445,843	4,555,200
Travel	15,195	22,500
Other Operating Expense	9,024,535	10,575,308
Grants	18,416,213	18,200,049
Capital Expenditures	<u>900,031</u>	<u>692,635</u>
Total, Object-of-Expense Informational Listing	<u>\$ 99,966,617</u>	<u>\$ 98,011,154</u>
Estimated Allocations for Employee Benefits and Debt Service Appropriations Made Elsewhere in this Act:		
<u>Employee Benefits</u>		
Retirement	\$ 5,750,591	\$ 5,949,932
Group Insurance	5,526,899	5,526,899
Social Security	<u>5,085,474</u>	<u>5,263,466</u>
Subtotal, Employee Benefits	<u>\$ 16,362,964</u>	<u>\$ 16,740,297</u>
Total, Estimated Allocations for Employee Benefits and Debt Service Appropriations Made Elsewhere in this Act	<u>\$ 16,362,964</u>	<u>\$ 16,740,297</u>

- 2. Performance Measure Targets.** The following is a listing of the key performance target levels for The University of Texas at Dallas. It is the intent of the Legislature that appropriations made by this Act be utilized in the most efficient and effective manner possible to achieve the intended mission of The University of Texas at Dallas. In order to achieve the objectives and service

¹ Incorporates Article III, Special Provisions Relating Only to State Agencies of Higher Education, § 54, Special Item Appropriations, of this Act, resulting in General Revenue Funds of \$2,000,000 for Science, Engineering, Math Special Item in FY 2008 and unexpended balance authority in FY 2009.

THE UNIVERSITY OF TEXAS AT DALLAS
(Continued)

standards established by this Act, The University of Texas at Dallas shall make every effort to attain the following designated key performance target levels associated with each item of appropriation.

	<u>2008</u>	<u>2009</u>
A. Goal: INSTRUCTION/OPERATIONS		
Outcome (Results/Impact):		
Percent of First-time, Full-time, Degree-seeking Freshmen Who Earn a Baccalaureate Degree within Six Academic Years	57.5%	57.5%
Percent of First-time, Full-time, Degree-seeking Freshmen Who Earn a Baccalaureate Degree within Four Academic Years	34%	35.61%
Persistence Rate of First-time, Full-time, Degree-seeking Freshmen Students after One Academic Year	84.2%	84.2%
Certification Rate of Teacher Education Graduates	100%	100%
Percent of Baccalaureate Graduates Who Are First Generation College Graduates	47%	47%
Percent of Lower Division Courses Taught by Tenured Faculty	22%	22%
Dollar Value of External or Sponsored Research Funds (in Millions)	41.23	47.25
A.1.1. Strategy: OPERATIONS SUPPORT		
Efficiencies:		
Administrative Cost as a Percent of Total Expenditures	8.1%	8.1%
3. Center for Values in Medicine and Technology. Out of the funds appropriated above in Strategy C.3.1, \$150,000 in fiscal year 2008 shall be used for the support of the Center for Values in Medicine and Technology at The University of Texas at Dallas Graduate School of Arts and Humanities. The Center will (1) offer graduate level courses for students in the Humanities, students in Medicine, practicing physicians, and others involved in the Health Professions leading to a Certificate in Medicine and Technology; (2) it will sponsor annual public forums that will address specific technology-driven issues in Medicine; (3) it will join with the Institute of Interactive Arts and Engineering to develop more accurate, effective, and appealing ways to inform the general public about current issues in medicine and especially the mutual impact of digital technology with diagnosis and treatment. Any unexpended balances as of August 31, 2008 in the appropriations made herein are hereby appropriated for the same purposes for the fiscal year beginning September 1, 2008.		

THE UNIVERSITY OF TEXAS AT EL PASO

	For the Years Ending August 31, <u>2008</u>	August 31, <u>2009</u>
Method of Financing:		
General Revenue Fund	\$ 74,282,853	\$ 74,155,110
<u>General Revenue Fund - Dedicated</u>		
Estimated Board Authorized Tuition Increases Account No. 704	1,363,004	1,363,004
Estimated Other Educational and General Income Account No. 770	23,993,984	24,173,550
Subtotal, General Revenue Fund - Dedicated	<u>\$ 25,356,988</u>	<u>\$ 25,536,554</u>
Permanent Endowment Fund Account No. 817, UT El Paso, estimated	<u>1,239,945</u>	<u>1,239,945</u>
Total, Method of Financing	<u><u>\$ 100,879,786</u></u>	<u><u>\$ 100,931,609</u></u>
Items of Appropriation:		
1. Educational and General State Support	\$ 100,879,786	\$ 100,931,609
Grand Total, THE UNIVERSITY OF TEXAS AT EL PASO	<u><u>\$ 100,879,786</u></u>	<u><u>\$ 100,931,609</u></u>

THE UNIVERSITY OF TEXAS AT EL PASO
(Continued)

This bill pattern represents an estimated 39.5% of this agency's estimated total available funds for the biennium.

Number of Full-Time-Equivalents (FTE)- Appropriated Funds	1,797.9	1,797.9
--	---------	---------

1. Informational Listing of Appropriated Funds. The appropriations made above for Educational and General State Support are subject to the special and general provisions of this Act and include the following amounts for the purposes indicated.

A. Goal: INSTRUCTION/OPERATIONS
Provide Instructional and Operations Support.

A.1.1. Strategy: OPERATIONS SUPPORT	\$ 54,897,845	\$ 54,897,845
A.1.2. Strategy: TEACHING EXPERIENCE SUPPLEMENT	\$ 1,921,243	\$ 1,921,243
A.1.3. Strategy: STAFF GROUP INSURANCE PREMIUMS	\$ 2,509,411	\$ 2,534,506
A.1.4. Strategy: WORKERS' COMPENSATION INSURANCE	\$ 255,997	\$ 255,997
A.1.5. Strategy: UNEMPLOYMENT COMPENSATION INSURANCE	\$ 3,708	\$ 3,708
A.1.6. Strategy: TEXAS PUBLIC EDUCATION GRANTS	\$ 3,405,762	\$ 3,430,289
A.1.7. Strategy: EXCELLENCE FUNDING	<u>\$ 1,372,309</u>	<u>\$ 1,372,309</u>
Total, Goal A: INSTRUCTION/OPERATIONS	<u>\$ 64,366,275</u>	<u>\$ 64,415,897</u>

B. Goal: INFRASTRUCTURE SUPPORT
Provide Infrastructure Support.

B.1.1. Strategy: E&G SPACE SUPPORT	\$ 11,296,891	\$ 11,296,891
B.1.2. Strategy: TUITION REVENUE BOND RETIREMENT	\$ 9,206,594	\$ 9,208,794
B.1.3. Strategy: SKILES ACT REVENUE BOND RETIREMENT	<u>\$ 284,730</u>	<u>\$ 284,730</u>
Total, Goal B: INFRASTRUCTURE SUPPORT	<u>\$ 20,788,215</u>	<u>\$ 20,790,415</u>

C. Goal: SPECIAL ITEM SUPPORT
Provide Special Item Support.

C.2.1. Strategy: BORDER STUDIES INSTITUTE Inter-American and Border Studies Institute.	\$ 81,426	\$ 81,426
C.2.2. Strategy: ENVIRONMENTAL RESOURCE MANAGEMENT Center for Environmental Resource Management.	\$ 217,116	\$ 217,116
C.2.3. Strategy: CENTER FOR LAW AND BORDER STUDIES	\$ 413,049	\$ 413,049
C.3.1. Strategy: EL PASO CENTENNIAL MUSEUM	\$ 113,040	\$ 113,040
C.3.2. Strategy: RURAL NURSING HEALTH CARE Rural Nursing Health Care Services.	\$ 59,599	\$ 59,599
C.3.3. Strategy: MANUFACTURE/MATERIALS MANAGEMENT Institute for Manufacturing and Materials Management.	\$ 83,027	\$ 83,027
C.3.4. Strategy: ECONOMIC/ENTERPRISE DEVELOPMENT Texas Centers for Economic and Enterprise Development.	\$ 794,392	\$ 794,392
C.3.5. Strategy: ACADEMIC EXCELLENCE Collaborative for Academic Excellence.	\$ 108,558	\$ 108,558
C.3.6. Strategy: BORDER COMMUNITY HEALTH Border Community Health Education Institute.	\$ 268,482	\$ 268,482
C.3.7. Strategy: BORDER HEALTH RESEARCH	\$ 289,135	\$ 289,135
C.3.8. Strategy: US-MEXICO IMMIGRATION CENTER United States - Mexico Immigration Center.	\$ 41,305	\$ 41,305
C.4.1. Strategy: INSTITUTIONAL ENHANCEMENT	<u>\$ 7,809,007</u>	<u>\$ 7,809,008</u>
Total, Goal C: SPECIAL ITEM SUPPORT	<u>\$ 10,278,136</u>	<u>\$ 10,278,137</u>

D. Goal: TOBACCO FUNDS

D.1.1. Strategy: TOBACCO EARNINGS - UTEP Tobacco Earnings for the University of Texas at El Paso.	\$ 1,239,945	\$ 1,239,945
---	--------------	--------------

THE UNIVERSITY OF TEXAS AT EL PASO
(Continued)

E. Goal: RESEARCH DEVELOPMENT FUND		
E.1.1. Strategy: RESEARCH DEVELOPMENT FUND	\$ 4,207,215	\$ 4,207,215
Grand Total, THE UNIVERSITY OF TEXAS AT EL PASO	<u>\$ 100,879,786</u>	<u>\$ 100,931,609</u>

Object-of-Expense Informational Listing:		
Salaries and Wages	\$ 26,910,268	\$ 27,959,030
Other Personnel Costs	3,061,718	2,953,234
Faculty Salaries (Higher Education Only)	37,362,805	37,527,738
Debt Service	9,206,594	9,208,794
Other Operating Expense	17,544,747	15,783,551
Grants	6,318,670	7,025,839
Capital Expenditures	<u>474,984</u>	<u>473,423</u>
Total, Object-of-Expense Informational Listing	<u>\$ 100,879,786</u>	<u>\$ 100,931,609</u>

Estimated Allocations for Employee Benefits and Debt Service Appropriations Made Elsewhere in this Act:

<u>Employee Benefits</u>		
Retirement	\$ 5,181,851	\$ 5,365,818
Group Insurance	8,787,377	8,787,377
Social Security	<u>5,022,901</u>	<u>5,198,702</u>
 Subtotal, Employee Benefits	 <u>\$ 18,992,129</u>	 <u>\$ 19,351,897</u>
 Total, Estimated Allocations for Employee Benefits and Debt Service Appropriations Made Elsewhere in this Act	 <u>\$ 18,992,129</u>	 <u>\$ 19,351,897</u>

2. **Performance Measure Targets.** The following is a listing of the key performance target levels for The University of Texas at El Paso. It is the intent of the Legislature that appropriations made by this Act be utilized in the most efficient and effective manner possible to achieve the intended mission of The University of Texas at El Paso. In order to achieve the objectives and service standards established by this Act, The University of Texas at El Paso shall make every effort to attain the following designated key performance target levels associated with each item of appropriation.

	<u>2008</u>	<u>2009</u>
A. Goal: INSTRUCTION/OPERATIONS		
Outcome (Results/Impact):		
Percent of First-time, Full-time, Degree-seeking Freshmen Who Earn a Baccalaureate Degree within Six Academic Years	31%	32%
Percent of First-time, Full-time, Degree-seeking Freshmen Who Earn a Baccalaureate Degree within Four Academic Years	6.6%	6.6%
Persistence Rate of First-time, Full-time, Degree-seeking Freshmen Students after One Academic Year	84.2%	84.2%
Certification Rate of Teacher Education Graduates	100%	100%
Percent of Baccalaureate Graduates Who Are First Generation College Graduates	62.4%	62.4%
Percent of Lower Division Courses Taught by Tenured Faculty	35.2%	35.2%
State Licensure Pass Rate of Engineering Graduates	87.5%	87.5%
State Licensure Pass Rate of Nursing Graduates	95.8%	95.8%
Dollar Value of External or Sponsored Research Funds (in Millions)	30.9	30.9
A.1.1. Strategy: OPERATIONS SUPPORT		
Efficiencies:		
Administrative Cost as a Percent of Total Expenditures	8.5%	8.5%

3. **Transfer of Consortium Funds.** Funds identified for the Texas Centers for Border Economic and Enterprise Development are to be distributed among the member institutions of the consortium by transfers from appropriations to The University of Texas at El Paso to The University of Texas-Pan American and Texas A&M International University. Such transfers are subject to the special and general provisions of this Act and are authorized as follows:

THE UNIVERSITY OF TEXAS AT EL PASO
(Continued)

	<u>2008</u>	<u>2009</u>
Texas A&M International University: Institute for International Trade	\$ 193,525	\$193,525
The University of Texas - Pan American: Center for Entrepreneurship and Economic Development	\$ 321,001	\$321,001
4. Estimated Appropriation and Unexpended Balance.		
a. Included in the amounts appropriated above are estimated appropriations of amounts available for distribution or investment returns out of the Permanent Endowment Fund for The University of Texas at El Paso.		
b. Amounts available for distribution or investment returns in excess of the amounts estimated above are also appropriated to the institution. In the event that amounts available for distribution or investment returns are less than the amounts estimated above, this Act may not be construed as appropriating funds to makeup the difference.		
c. All balances of estimated appropriations from the Permanent Endowment Fund for The University of Texas at El Paso, except for any General Revenue, at the close of the fiscal year ending August 31, 2007, and the income to said fund during the fiscal years beginning September 1, 2007, are hereby appropriated. Any unexpended appropriations made above as of August 31, 2008, are hereby appropriated to the institution for the same purposes for fiscal year 2009.		

THE UNIVERSITY OF TEXAS - PAN AMERICAN

	For the Years Ending August 31, <u>2008</u>	August 31, <u>2009</u>
Method of Financing:		
General Revenue Fund	\$ 61,259,191	\$ 61,265,464
<u>General Revenue Fund - Dedicated</u>		
Estimated Board Authorized Tuition Increases Account No. 704	1,084,470	1,084,470
Estimated Other Educational and General Income Account No. 770	20,305,973	20,317,186
Subtotal, General Revenue Fund - Dedicated	<u>\$ 21,390,443</u>	<u>\$ 21,401,656</u>
Interagency Contracts	<u>321,001</u>	<u>321,001</u>
Total, Method of Financing	<u><u>\$ 82,970,635</u></u>	<u><u>\$ 82,988,121</u></u>
Items of Appropriation:		
1. Educational and General State Support	\$ 82,970,635	\$ 82,988,121
Grand Total, THE UNIVERSITY OF TEXAS - PAN AMERICAN	<u><u>\$ 82,970,635</u></u>	<u><u>\$ 82,988,121</u></u>

This bill pattern represents an estimated 41.5% of this agency's estimated total available funds for the biennium.

Number of Full-Time-Equivalents (FTE)-Appropriated Funds	1,896.1	1,896.1
---	---------	---------

- 1. Informational Listing of Appropriated Funds.** The appropriations made above for Educational and General State Support are subject to the special and general provisions of this Act and include the following amounts for the purposes indicated.

THE UNIVERSITY OF TEXAS - PAN AMERICAN
(Continued)

A. Goal: INSTRUCTION/OPERATIONS

Provide Instructional and Operations Support.

A.1.1. Strategy: OPERATIONS SUPPORT	\$ 46,989,580	\$ 46,989,580
A.1.2. Strategy: TEACHING EXPERIENCE SUPPLEMENT	\$ 1,922,375	\$ 1,922,375
A.1.3. Strategy: STAFF GROUP INSURANCE PREMIUMS	\$ 2,918,157	\$ 2,947,339
A.1.4. Strategy: WORKERS' COMPENSATION INSURANCE	\$ 149,986	\$ 149,986
A.1.5. Strategy: TEXAS PUBLIC EDUCATION GRANTS	\$ 3,455,039	\$ 3,456,793
A.1.6. Strategy: EXCELLENCE FUNDING	<u>\$ 656,808</u>	<u>\$ 656,808</u>

Total, Goal A: INSTRUCTION/OPERATIONS	<u>\$ 56,091,945</u>	<u>\$ 56,122,881</u>
--	----------------------	----------------------

B. Goal: INFRASTRUCTURE SUPPORT

Provide Infrastructure Support.

B.1.1. Strategy: E&G SPACE SUPPORT	\$ 8,134,027	\$ 8,134,027
B.1.2. Strategy: TUITION REVENUE BOND RETIREMENT	<u>\$ 7,610,182</u>	<u>\$ 7,596,732</u>

Total, Goal B: INFRASTRUCTURE SUPPORT	<u>\$ 15,744,209</u>	<u>\$ 15,730,759</u>
--	----------------------	----------------------

C. Goal: SPECIAL ITEM SUPPORT

Provide Special Item Support.

C.1.1. Strategy: PROF DEVELOPMENT/DISTANCE LEARNING	\$ 207,813	\$ 207,813
Professional Development/Distance Learning.		
C.1.2. Strategy: COOPERATIVE PHARMACY DOCTORATE	\$ 249,375	\$ 249,375
C.1.3. Strategy: STARR COUNTY UPPER LEVEL CENTER	\$ 124,688	\$ 124,688
C.2.1. Strategy: ECONOMIC DEVELOPMENT	\$ 543,708	\$ 543,708
Center for Entrepreneurship and Economic Development.		
C.2.2. Strategy: CENTER FOR MANUFACTURING	\$ 208,042	\$ 208,042
C.2.3. Strategy: UT SYSTEM K-12 COLLABORATION	\$ 146,083	\$ 146,083
UT System K-12 Collaboration Initiative.		
C.2.4. Strategy: TRADE & TECHNOLOGY/TELECOMM	\$ 109,563	\$ 109,563
Trade and Technology/Telecommunications.		
C.2.5. Strategy: DIABETES REGISTRY	\$ 209,844	\$ 209,844
C.2.6. Strategy: TEXAS/MEXICO BORDER HEALTH	\$ 290,938	\$ 290,938
C.3.1. Strategy: INSTITUTIONAL ENHANCEMENT	\$ 7,974,083	\$ 7,974,083
C.3.2. Strategy: TRANSITION TO COLLEGE	<u>\$ 415,625</u>	<u>\$ 415,625</u>
Successful Transition to College Project.		

Total, Goal C: SPECIAL ITEM SUPPORT	<u>\$ 10,479,762</u>	<u>\$ 10,479,762</u>
--	----------------------	----------------------

D. Goal: RESEARCH DEVELOPMENT FUND

D.1.1. Strategy: RESEARCH DEVELOPMENT FUND	\$ 654,719	\$ 654,719
---	------------	------------

Grand Total, THE UNIVERSITY OF TEXAS - PAN AMERICAN	<u><u>\$ 82,970,635</u></u>	<u><u>\$ 82,988,121</u></u>
--	-----------------------------	-----------------------------

Object-of-Expense Informational Listing:

Salaries and Wages	\$ 24,312,985	\$ 25,015,273
Other Personnel Costs	1,216,186	1,711,099
Faculty Salaries (Higher Education Only)	31,962,970	32,141,976
Utilities	1,000	2,973
Travel	214,515	208,790
Debt Service	7,610,182	7,596,732
Other Operating Expense	6,256,126	5,520,348
Client Services	5,674,418	5,453,605
Grants	5,722,253	5,337,325

Total, Object-of-Expense Informational Listing	<u><u>\$ 82,970,635</u></u>	<u><u>\$ 82,988,121</u></u>
---	-----------------------------	-----------------------------

Estimated Allocations for Employee Benefits and Debt Service Appropriations Made Elsewhere in this Act:

<u>Employee Benefits</u>		
Retirement	\$ 4,560,526	\$ 4,721,492
Group Insurance	5,510,664	5,510,664

THE UNIVERSITY OF TEXAS - PAN AMERICAN
(Continued)

Social Security	<u>4,826,358</u>	<u>4,995,280</u>
Subtotal, Employee Benefits	<u>\$ 14,897,548</u>	<u>\$ 15,227,436</u>
Total, Estimated Allocations for Employee Benefits and Debt Service Appropriations Made Elsewhere in this Act	<u>\$ 14,897,548</u>	<u>\$ 15,227,436</u>

2. **Performance Measure Targets.** The following is a listing of the key performance target levels for The University of Texas - Pan American. It is the intent of the Legislature that appropriations made by this Act be utilized in the most efficient and effective manner possible to achieve the intended mission of The University of Texas - Pan American. In order to achieve the objectives and service standards established by this Act, The University of Texas - Pan American shall make every effort to attain the following designated key performance target levels associated with each item of appropriation.

	<u>2008</u>	<u>2009</u>
A. Goal: INSTRUCTION/OPERATIONS Outcome (Results/Impact):		
Percent of First-time, Full-time, Degree-seeking Freshmen Who Earn a Baccalaureate Degree within Six Academic Years	35.5%	36%
Percent of First-time, Full-time, Degree-seeking Freshmen Who Earn a Baccalaureate Degree within Four Academic Years	12.3%	12.3%
Persistence Rate of First-time, Full-time, Degree-seeking Freshmen Students after One Academic Year	83%	84%
Certification Rate of Teacher Education Graduates	83%	84%
Percent of Baccalaureate Graduates Who Are First Generation College Graduates	71%	71%
Percent of Lower Division Courses Taught by Tenured Faculty	44%	44%
State Licensure Pass Rate of Nursing Graduates	91%	91%
Dollar Value of External or Sponsored Research Funds (in Millions)	16.5	19.5
A.1.1. Strategy: OPERATIONS SUPPORT Efficiencies:		
Administrative Cost as a Percent of Total Expenditures	8%	8%

3. **Center for Manufacturing.** Included in the appropriation above to The University of Texas - Pan American in Strategy C.2.2, Center for Manufacturing, is \$208,042 in each year of the biennium for the Center for Manufacturing contingent upon certification by the Comptroller of Public Accounts that increased activity by the center will generate at least \$416,084 for the biennium in additional revenue to the General Revenue Fund.

THE UNIVERSITY OF TEXAS AT BROWNSVILLE

	For the Years Ending	
	<u>August 31, 2008</u>	<u>August 31, 2009</u>
Method of Financing:		
General Revenue Fund	\$ 25,719,392	\$ 25,716,477
<u>General Revenue Fund - Dedicated</u>		
Estimated Board Authorized Tuition Increases Account No. 704	220,476	220,476
Estimated Other Educational and General Income Account No. 770	3,678,371	3,683,529
Subtotal, General Revenue Fund - Dedicated	<u>\$ 3,898,847</u>	<u>\$ 3,904,005</u>
Total, Method of Financing	<u>\$ 29,618,239</u>	<u>\$ 29,620,482</u>
Items of Appropriation:		
1. Educational and General State Support	\$ 29,618,239	\$ 29,620,482
Grand Total, THE UNIVERSITY OF TEXAS AT BROWNSVILLE	<u>\$ 29,618,239</u>	<u>\$ 29,620,482</u>

THE UNIVERSITY OF TEXAS AT BROWNSVILLE
(Continued)

This bill pattern represents an estimated 24.5% of this agency's estimated total available funds for the biennium.

Number of Full-Time-Equivalents (FTE)-Appropriated Funds	554.0	554.0
---	-------	-------

1. Informational Listing of Appropriated Funds. The appropriations made above for Educational and General State Support are subject to the special and general provisions of this Act and include the following amounts for the purposes indicated.

A. Goal: INSTRUCTION/OPERATIONS
Provide Instructional and Operations Support.

A.1.1. Strategy: OPERATIONS SUPPORT	\$ 9,860,998	\$ 9,860,998
A.1.2. Strategy: TEACHING EXPERIENCE SUPPLEMENT	\$ 519,875	\$ 519,875
A.1.3. Strategy: STAFF GROUP INSURANCE PREMIUMS	\$ 381,104	\$ 384,915
A.1.4. Strategy: WORKERS' COMPENSATION INSURANCE	\$ 17,882	\$ 17,882
A.1.5. Strategy: TEXAS PUBLIC EDUCATION GRANTS	<u>\$ 640,752</u>	<u>\$ 641,569</u>
Total, Goal A: INSTRUCTION/OPERATIONS	<u>\$ 11,420,611</u>	<u>\$ 11,425,239</u>

B. Goal: INFRASTRUCTURE SUPPORT
Provide Infrastructure Support.

B.1.1. Strategy: E&G SPACE SUPPORT	\$ 3,573,427	\$ 3,573,427
B.1.2. Strategy: TUITION REVENUE BOND RETIREMENT	\$ 6,541,992	\$ 6,539,607
B.1.3. Strategy: LEASE OF FACILITIES	<u>\$ 1,359,576</u>	<u>\$ 1,359,576</u>
Total, Goal B: INFRASTRUCTURE SUPPORT	<u>\$ 11,474,995</u>	<u>\$ 11,472,610</u>

C. Goal: SPECIAL ITEM SUPPORT
Provide Special Item Support.

C.3.1. Strategy: ECONOMIC DEVELOPMENT Texas Center for Border Economic Development.	\$ 250,000	\$ 250,000
C.3.2. Strategy: K-16 COLLABORATION IN UTB SRV AREA K-16 Collaboration in the UTB Service Area.	\$ 218,750	\$ 218,750
C.4.1. Strategy: INSTITUTIONAL ENHANCEMENT	<u>\$ 5,562,744</u>	<u>\$ 5,562,744</u>
Total, Goal C: SPECIAL ITEM SUPPORT	<u>\$ 6,031,494</u>	<u>\$ 6,031,494</u>

D. Goal: RESEARCH DEVELOPMENT FUND

D.1.1. Strategy: RESEARCH DEVELOPMENT FUND	\$ 691,139	\$ 691,139
Grand Total, THE UNIVERSITY OF TEXAS AT BROWNSVILLE	<u><u>\$ 29,618,239</u></u>	<u><u>\$ 29,620,482</u></u>

Object-of-Expense Informational Listing:

Salaries and Wages	\$ 4,523,856	\$ 4,529,558
Other Personnel Costs	398,918	400,067
Faculty Salaries (Higher Education Only)	10,026,530	10,061,053
Professional Salaries - Faculty Equivalent (Higher Education Only)	866,073	871,492
Utilities	2,626,908	2,691,151
Rent - Building	1,359,576	1,359,576
Rent - Machine and Other	40,179	40,179
Debt Service	6,541,992	6,539,607
Other Operating Expense	2,316,340	2,209,933
Client Services	228,084	228,084
Grants	689,783	689,782
Total, Object-of-Expense Informational Listing	<u><u>\$ 29,618,239</u></u>	<u><u>\$ 29,620,482</u></u>

Estimated Allocations for Employee Benefits and Debt Service Appropriations Made Elsewhere in this Act:

<u>Employee Benefits</u>		
Retirement	\$ 2,647,738	\$ 2,741,524
Group Insurance	2,050,844	2,050,844

THE UNIVERSITY OF TEXAS AT BROWNSVILLE
(Continued)

Social Security	999,830	1,034,824
Subtotal, Employee Benefits	\$ 5,698,412	\$ 5,827,192
Total, Estimated Allocations for Employee Benefits and Debt Service Appropriations Made Elsewhere in this Act	\$ 5,698,412	\$ 5,827,192

2. **Performance Measure Targets.** The following is a listing of the key performance target levels for The University of Texas at Brownsville. It is the intent of the Legislature that appropriations made by this Act be utilized in the most efficient and effective manner possible to achieve the intended mission of The University of Texas at Brownsville. In order to achieve the objectives and service standards established by this Act, The University of Texas at Brownsville shall make every effort to attain the following designated key performance target levels associated with each item of appropriation.

	2008	2009
A. Goal: INSTRUCTION/OPERATIONS Outcome (Results/Impact):		
Persistence Rate of First-time, Full-time, Degree-seeking Freshmen Students after One Academic Year	82%	82%
Certification Rate of Teacher Education Graduates	91%	91%
Percent of Baccalaureate Graduates Who Are First Generation College Graduates	74.6%	74.6%
Percent of Lower Division Courses Taught by Tenured Faculty	63%	63%
Percent of Incoming Full-time Undergraduate Transfer Students Who Graduate within Four Years	80%	80%
Percent of Incoming Full-time Undergraduate Transfer Students Who Graduate within Two years	45%	45%
A.1.1. Strategy: OPERATIONS SUPPORT Efficiencies:		
Administrative Cost as a Percent of Total Expenditures	9%	9%

3. **Texas Center for Border Economic Development.** Included in the appropriation above to The University of Texas at Brownsville in Strategy C.3.1, Economic Development, is \$250,000 in each year of the biennium for the Texas Center for Border Economic Development contingent upon certification by the Comptroller of Public Accounts that increased activity by the center will generate at least \$500,000 for the biennium in additional revenue to the General Revenue Fund.

THE UNIVERSITY OF TEXAS OF THE PERMIAN BASIN

	For the Years Ending	
	August 31, 2008	August 31, 2009
Method of Financing:		
General Revenue Fund	\$ 28,420,041	\$ 28,530,464
<u>General Revenue Fund - Dedicated</u>		
Estimated Board Authorized Tuition Increases Account No. 704	208,144	208,144
Estimated Other Educational and General Income Account No. 770	4,078,509	4,084,069
Subtotal, General Revenue Fund - Dedicated	\$ 4,286,653	\$ 4,292,213
Total, Method of Financing	\$ 32,706,694	\$ 32,822,677
Items of Appropriation:		
1. Educational and General State Support	\$ 32,706,694	\$ 32,822,677
Grand Total, THE UNIVERSITY OF TEXAS OF THE PERMIAN BASIN	\$ 32,706,694	\$ 32,822,677

This bill pattern represents an estimated 61.9% of this agency's estimated total available funds for the biennium.

THE UNIVERSITY OF TEXAS OF THE PERMIAN BASIN
(Continued)

Number of Full-Time-Equivalents (FTE)- Appropriated Funds	306.4	306.4
--	-------	-------

1. Informational Listing of Appropriated Funds. The appropriations made above for Educational and General State Support are subject to the special and general provisions of this Act and include the following amounts for the purposes indicated.

A. Goal: INSTRUCTION/OPERATIONS
Provide Instructional and Operations Support.

A.1.1. Strategy: OPERATIONS SUPPORT	\$ 8,758,602	\$ 8,758,602
A.1.2. Strategy: TEACHING EXPERIENCE SUPPLEMENT	\$ 380,387	\$ 380,387
A.1.3. Strategy: STAFF GROUP INSURANCE PREMIUMS	\$ 327,196	\$ 330,468
A.1.4. Strategy: WORKERS' COMPENSATION INSURANCE	\$ 29,328	\$ 29,327
A.1.5. Strategy: TEXAS PUBLIC EDUCATION GRANTS	\$ 489,936	\$ 490,576
A.1.6. Strategy: EXCELLENCE FUNDING	<u>\$ 167,547</u>	<u>\$ 167,547</u>
Total, Goal A: INSTRUCTION/OPERATIONS	<u>\$ 10,152,996</u>	<u>\$ 10,156,907</u>

B. Goal: INFRASTRUCTURE SUPPORT
Provide Infrastructure Support.

B.1.1. Strategy: E&G SPACE SUPPORT	\$ 2,440,888	\$ 2,440,888
B.1.2. Strategy: TUITION REVENUE BOND RETIREMENT	\$ 10,383,271	\$ 10,375,341
B.1.3. Strategy: SKILES ACT REVENUE BOND RETIREMENT	<u>\$ 34,143</u>	<u>\$ 34,143</u>
Total, Goal B: INFRASTRUCTURE SUPPORT	<u>\$ 12,858,302</u>	<u>\$ 12,850,372</u>

C. Goal: SPECIAL ITEM SUPPORT
Provide Special Item Support.

C.1.1. Strategy: PERFORMING ARTS CENTER	\$ 190,000	\$ 310,000
C.1.2. Strategy: INSTRUCTION ENHANCEMENT	\$ 4,500,000	\$ 4,500,000
C.2.1. Strategy: CENTER FOR ENERGY	\$ 262,101	\$ 262,101
C.3.1. Strategy: PUBLIC LEADERSHIP INSTITUTE John Ben Shepperd Public Leadership Institute.	\$ 698,938	\$ 698,938
C.3.2. Strategy: SMALL BUSINESS DEVELOPMENT CENTER	\$ 127,234	\$ 127,234
C.4.1. Strategy: INSTITUTIONAL ENHANCEMENT	<u>\$ 3,713,246</u>	<u>\$ 3,713,248</u>
Total, Goal C: SPECIAL ITEM SUPPORT	<u>\$ 9,491,519</u>	<u>\$ 9,611,521</u>

D. Goal: RESEARCH DEVELOPMENT FUND

D.1.1. Strategy: RESEARCH DEVELOPMENT FUND	\$ 203,877	\$ 203,877
Grand Total, THE UNIVERSITY OF TEXAS OF THE PERMIAN BASIN	<u><u>\$ 32,706,694</u></u>	<u><u>\$ 32,822,677</u></u>

Object-of-Expense Informational Listing:

Salaries and Wages	\$ 10,403,475	\$ 10,614,913
Other Personnel Costs	163,629	176,688
Faculty Salaries (Higher Education Only)	5,860,138	6,073,189
Professional Salaries - Faculty Equivalent (Higher Education Only)	71,717	71,717
Professional Fees and Services	204,457	203,229
Fuels and Lubricants	12,308	12,163
Consumable Supplies	36,632	36,458
Utilities	1,642,904	1,617,342
Travel	26,585	26,576
Rent - Machine and Other	8,264	8,254
Debt Service	10,417,414	10,409,484
Other Operating Expense	1,491,836	1,444,660
Grants	2,245,124	1,983,676
Capital Expenditures	<u>122,211</u>	<u>144,328</u>
Total, Object-of-Expense Informational Listing	<u><u>\$ 32,706,694</u></u>	<u><u>\$ 32,822,677</u></u>

**Estimated Allocations for Employee Benefits and Debt
Service Appropriations Made Elsewhere in this Act:**

<u>Employee Benefits</u>		
Retirement	\$ 824,662	\$ 853,011

THE UNIVERSITY OF TEXAS OF THE PERMIAN BASIN
(Continued)

Group Insurance	1,386,049	1,386,049
Social Security	<u>1,009,095</u>	<u>1,044,413</u>
Subtotal, Employee Benefits	<u>\$ 3,219,806</u>	<u>\$ 3,283,473</u>
Total, Estimated Allocations for Employee Benefits and Debt Service Appropriations Made Elsewhere in this Act	<u>\$ 3,219,806</u>	<u>\$ 3,283,473</u>

2. **Performance Measure Targets.** The following is a listing of the key performance target levels for The University of Texas of the Permian Basin. It is the intent of the Legislature that appropriations made by this Act be utilized in the most efficient and effective manner possible to achieve the intended mission of The University of Texas of the Permian Basin. In order to achieve the objectives and service standards established by this Act, The University of Texas of the Permian Basin shall make every effort to attain the following designated key performance target levels associated with each item of appropriation.

	<u>2008</u>	<u>2009</u>
A. Goal: INSTRUCTION/OPERATIONS		
Outcome (Results/Impact):		
Percent of First-time, Full-time, Degree-seeking Freshmen Who Earn a Baccalaureate Degree within Six Academic Years	37%	38%
Percent of First-time, Full-time, Degree-seeking Freshmen Who Earn a Baccalaureate Degree within Four Academic Years	16.5%	17%
Persistence Rate of First-time, Full-time, Degree-seeking Freshmen Students after One Academic Year	70%	70%
Certification Rate of Teacher Education Graduates	91.7%	91.7%
Percent of Baccalaureate Graduates Who Are First Generation College Graduates	65.6%	65.6%
Percent of Lower Division Courses Taught by Tenured Faculty	54%	54%
A.1.1. Strategy: OPERATIONS SUPPORT		
Efficiencies:		
Administrative Cost as a Percent of Total Expenditures	9.2%	9.2%

THE UNIVERSITY OF TEXAS AT SAN ANTONIO

	For the Years Ending	
	August 31, <u>2008</u>	August 31, <u>2009</u>
Method of Financing:		
General Revenue Fund	\$ 95,475,461	\$ 95,483,782
<u>General Revenue Fund - Dedicated</u>		
Estimated Board Authorized Tuition Increases Account No. 704	3,652,816	3,652,816
Estimated Other Educational and General Income Account No. 770	34,984,423	35,039,789
Subtotal, General Revenue Fund - Dedicated	<u>\$ 38,637,239</u>	<u>\$ 38,692,605</u>
Total, Method of Financing	<u>\$ 134,112,700</u>	<u>\$ 134,176,387</u>
Items of Appropriation:		
1. Educational and General State Support	\$ 134,112,700	\$ 134,176,387
Grand Total, THE UNIVERSITY OF TEXAS AT SAN ANTONIO	<u>\$ 134,112,700</u>	<u>\$ 134,176,387</u>

This bill pattern represents an estimated 35.7% of this agency's estimated total available funds for the biennium.

Number of Full-Time-Equivalents (FTE)-Appropriated Funds	2,041.0	2,041.0
---	---------	---------

THE UNIVERSITY OF TEXAS AT SAN ANTONIO
(Continued)

- 1. Informational Listing of Appropriated Funds.** The appropriations made above for Educational and General State Support are subject to the special and general provisions of this Act and include the following amounts for the purposes indicated.

A. Goal: INSTRUCTION/OPERATIONS

Provide Instructional and Operations Support.

A.1.1. Strategy: OPERATIONS SUPPORT	\$ 77,235,692	\$ 77,235,692
A.1.2. Strategy: TEACHING EXPERIENCE SUPPLEMENT	\$ 2,337,310	\$ 2,337,310
A.1.3. Strategy: STAFF GROUP INSURANCE PREMIUMS	\$ 3,725,524	\$ 3,762,779
A.1.4. Strategy: WORKERS' COMPENSATION INSURANCE	\$ 185,579	\$ 185,579
A.1.5. Strategy: UNEMPLOYMENT COMPENSATION INSURANCE	\$ 340	\$ 340
A.1.6. Strategy: TEXAS PUBLIC EDUCATION GRANTS	\$ 5,417,255	\$ 5,425,066
A.1.7. Strategy: EXCELLENCE FUNDING	\$ 2,257,017	\$ 2,257,017

Total, Goal A: INSTRUCTION/OPERATIONS	<u>\$ 91,158,717</u>	<u>\$ 91,203,783</u>
--	----------------------	----------------------

B. Goal: INFRASTRUCTURE SUPPORT

Provide Infrastructure Support.

B.1.1. Strategy: E&G SPACE SUPPORT	\$ 14,000,429	\$ 14,000,429
B.1.2. Strategy: TUITION REVENUE BOND RETIREMENT	\$ 13,283,306	\$ 13,292,496

Total, Goal B: INFRASTRUCTURE SUPPORT	<u>\$ 27,283,735</u>	<u>\$ 27,292,925</u>
--	----------------------	----------------------

C. Goal: SPECIAL ITEM SUPPORT

Provide Special Item Support.

C.1.1. Strategy: TEXAS PRE-ENGINEERING PROGRAM	\$ 557,190	\$ 557,190
C.2.1. Strategy: CENTER FOR WATER RESEARCH	\$ 131,250	\$ 131,250
C.3.1. Strategy: SMALL BUSINESS DEVELOPMENT CENTER	\$ 3,446,489	\$ 3,446,489
C.3.2. Strategy: INSTITUTE OF TEXAN CULTURES	\$ 1,953,126	\$ 1,953,126
C.4.1. Strategy: DOWNTOWN CAMPUS PHASE II	\$ 1,312,500	\$ 1,312,500
C.4.2. Strategy: INSTITUTIONAL ENHANCEMENT	\$ 4,960,926	\$ 4,970,357
C.4.3. Strategy: TEXAS STATE DATA CENTER	\$ 327,398	\$ 327,398

Total, Goal C: SPECIAL ITEM SUPPORT	<u>\$ 12,688,879</u>	<u>\$ 12,698,310</u>
--	----------------------	----------------------

D. Goal: RESEARCH DEVELOPMENT FUND

D.1.1. Strategy: RESEARCH DEVELOPMENT FUND	\$ 2,981,369	\$ 2,981,369
---	--------------	--------------

Grand Total, THE UNIVERSITY OF TEXAS AT SAN ANTONIO	<u>\$ 134,112,700</u>	<u>\$ 134,176,387</u>
--	-----------------------	-----------------------

Object-of-Expense Informational Listing:

Salaries and Wages	\$ 40,252,854	\$ 43,137,766
Other Personnel Costs	3,760,049	3,797,304
Faculty Salaries (Higher Education Only)	41,704,174	48,734,505
Utilities	8,134,149	5,091,126
Debt Service	13,283,306	13,292,496
Other Operating Expense	6,683,881	6,691,692
Grants	20,294,287	13,431,498

Total, Object-of-Expense Informational Listing	<u>\$ 134,112,700</u>	<u>\$ 134,176,387</u>
---	-----------------------	-----------------------

Estimated Allocations for Employee Benefits and Debt Service Appropriations Made Elsewhere in this Act:

Employee Benefits

Retirement	\$ 6,590,385	\$ 6,831,660
Group Insurance	8,304,535	8,304,535
Social Security	<u>7,345,084</u>	<u>7,602,162</u>

Subtotal, Employee Benefits	<u>\$ 22,240,004</u>	<u>\$ 22,738,357</u>
-----------------------------	----------------------	----------------------

Debt Service

Lease Payments	<u>\$ 661</u>	<u>\$ 741</u>
----------------	---------------	---------------

Total, Estimated Allocations for Employee Benefits and Debt Service Appropriations Made Elsewhere in this Act	<u>\$ 22,240,665</u>	<u>\$ 22,739,098</u>
--	----------------------	----------------------

THE UNIVERSITY OF TEXAS AT SAN ANTONIO
(Continued)

2. **Performance Measure Targets.** The following is a listing of the key performance target levels for The University of Texas at San Antonio. It is the intent of the Legislature that appropriations made by this Act be utilized in the most efficient and effective manner possible to achieve the intended mission of The University of Texas at San Antonio. In order to achieve the objectives and service standards established by this Act, The University of Texas at San Antonio shall make every effort to attain the following designated key performance target levels associated with each item of appropriation.

	<u>2008</u>	<u>2009</u>
A. Goal: INSTRUCTION/OPERATIONS		
Outcome (Results/Impact):		
Percent of First-time, Full-time, Degree-seeking Freshmen Who Earn a Baccalaureate Degree within Six Academic Years	34.42%	35.88%
Percent of First-time, Full-time, Degree-seeking Freshmen Who Earn a Baccalaureate Degree within Four Academic Years	8.2%	8.53%
Persistence Rate of First-time, Full-time, Degree-seeking Freshmen Students after One Academic Year	68.5%	68.5%
Certification Rate of Teacher Education Graduates	96.82%	97.45%
Percent of Baccalaureate Graduates Who Are First Generation College Graduates	60.5%	61%
Percent of Lower Division Courses Taught by Tenured Faculty	44.46%	45.89%
State Licensure Pass Rate of Engineering Graduates	84.58%	85.69%
Dollar Value of External or Sponsored Research Funds (in Millions)	29.5	33
A.1.1. Strategy: OPERATIONS SUPPORT		
Efficiencies:		
Administrative Cost as a Percent of Total Expenditures	9%	9%

3. **Institute of Texan Cultures.** Out of the funds appropriated above, it is the intent of the Legislature that The University of Texas at San Antonio spend up to \$1,953,126 each year of the biennium for the Institute of Texan Cultures.
4. **Contingent Upon Certification: Texas State Data Center.** Out of funds appropriated above in Strategy C.4.3, Texas State Data Center, \$150,000 in fiscal year 2008 and \$150,000 in fiscal year 2009 are appropriated from the General Revenue Fund for the operation of the Texas State Data Center at The University of Texas at San Antonio, contingent upon certification by the Comptroller of Public Accounts that increased activity resulting from the work of the Texas State Data Center will generate at least \$300,000 for the biennium in additional revenue to the General Revenue Fund.¹

¹ Comptroller revenue certification letter dated August 29, 2007.

THE UNIVERSITY OF TEXAS AT TYLER

	For the Years Ending	
	August 31, <u>2008</u>	August 31, <u>2009</u>
Method of Financing:		
General Revenue Fund	\$ 30,840,988	\$ 29,322,190
Estimated Other Educational and General Income Account No. 770	<u>6,602,412</u>	<u>6,607,764</u>
Total, Method of Financing	<u>\$ 37,443,400</u>	<u>\$ 35,929,954</u>
Items of Appropriation:		
1. Educational and General State Support	\$ 37,443,400	\$ 35,929,954
Grand Total, THE UNIVERSITY OF TEXAS AT TYLER	<u>\$ 37,443,400</u>	<u>\$ 35,929,954</u>

THE UNIVERSITY OF TEXAS AT TYLER
(Continued)

This bill pattern represents an estimated 54.4% of this agency's estimated total available funds for the biennium.

Number of Full-Time-Equivalents (FTE)-Appropriated Funds	481.8	481.8
---	-------	-------

1. Informational Listing of Appropriated Funds. The appropriations made above for Educational and General State Support are subject to the special and general provisions of this Act and include the following amounts for the purposes indicated.

A. Goal: INSTRUCTION/OPERATIONS
Provide Instructional and Operations Support.

A.1.1. Strategy: OPERATIONS SUPPORT	\$ 16,709,527	\$ 16,709,527
A.1.2. Strategy: TEACHING EXPERIENCE SUPPLEMENT	\$ 750,527	\$ 750,527
A.1.3. Strategy: FORMULA HOLD HARMLESS	\$ 132,262	\$ 132,262
A.1.4. Strategy: STAFF GROUP INSURANCE PREMIUMS	\$ 530,880	\$ 536,189
A.1.5. Strategy: WORKERS' COMPENSATION INSURANCE	\$ 57,002	\$ 57,002
A.1.6. Strategy: TEXAS PUBLIC EDUCATION GRANTS	<u>\$ 1,053,894</u>	<u>\$ 1,054,749</u>
Total, Goal A: INSTRUCTION/OPERATIONS	<u>\$ 19,234,092</u>	<u>\$ 19,240,256</u>

B. Goal: INFRASTRUCTURE SUPPORT
Provide Infrastructure Support.

B.1.1. Strategy: E&G SPACE SUPPORT Educational and General Space Support.	\$ 2,847,910	\$ 2,847,910
B.1.2. Strategy: TUITION REVENUE BOND RETIREMENT	\$ 6,212,674	\$ 6,193,064
B.1.3. Strategy: SKILES ACT REVENUE BOND RETIREMENT	<u>\$ 60,128</u>	<u>\$ 60,128</u>
Total, Goal B: INFRASTRUCTURE SUPPORT	<u>\$ 9,120,712</u>	<u>\$ 9,101,102</u>

C. Goal: SPECIAL ITEM SUPPORT
Provide Special Item Support.

C.1.1. Strategy: 4-YEAR START UP OPERATIONS	\$ 1,103,485	\$ 1,103,485
C.1.2. Strategy: LONGVIEW CAMPUS	\$ 1,145,151	\$ 1,145,151
C.3.1. Strategy: INSTITUTIONAL ENHANCEMENT ¹	<u>\$ 6,720,330</u>	<u>\$ 5,220,330</u>
Total, Goal C: SPECIAL ITEM SUPPORT	<u>\$ 8,968,966</u>	<u>\$ 7,468,966</u>

D. Goal: RESEARCH DEVELOPMENT FUND

D.1.1. Strategy: RESEARCH DEVELOPMENT FUND	\$ 119,630	\$ 119,630
Grand Total, THE UNIVERSITY OF TEXAS AT TYLER	<u>\$ 37,443,400</u>	<u>\$ 35,929,954</u>

Object-of-Expense Informational Listing:

Salaries and Wages	\$ 12,881,896	\$ 11,719,379
Other Personnel Costs	662,931	670,851
Faculty Salaries (Higher Education Only)	9,694,419	9,641,320
Consumable Supplies	814,110	816,471
Utilities	1,091,131	991,820
Travel	270,695	272,244
Debt Service	6,272,802	6,253,192
Other Operating Expense	1,442,540	1,396,381
Grants	4,305,103	4,163,652
Capital Expenditures	<u>7,773</u>	<u>4,644</u>
Total, Object-of-Expense Informational Listing	<u>\$ 37,443,400</u>	<u>\$ 35,929,954</u>

Estimated Allocations for Employee Benefits and Debt Service Appropriations Made Elsewhere in this Act:

<u>Employee Benefits</u>		
Retirement	\$ 1,461,914	\$ 1,511,872
Group Insurance	2,649,813	2,649,813

¹ Incorporates Article III, Special Provisions Relating Only to State Agencies of Higher Education, § 54, Special Item Appropriations, of this Act, resulting in an increase in General Revenue Funds of \$1,500,000 for Institutional Enhancement in FY 2008 and unexpended balance authority in FY 2009.

THE UNIVERSITY OF TEXAS AT TYLER
(Continued)

Social Security	<u>1,872,003</u>	<u>1,937,523</u>
Subtotal, Employee Benefits	<u>\$ 5,983,730</u>	<u>\$ 6,099,208</u>
Total, Estimated Allocations for Employee Benefits and Debt Service Appropriations Made Elsewhere in this Act	<u>\$ 5,983,730</u>	<u>\$ 6,099,208</u>

2. **Performance Measure Targets.** The following is a listing of the key performance target levels for The University of Texas at Tyler. It is the intent of the Legislature that appropriations made by this Act be utilized in the most efficient and effective manner possible to achieve the intended mission of The University of Texas at Tyler. In order to achieve the objectives and service standards established by this Act, The University of Texas at Tyler shall make every effort to attain the following designated key performance target levels associated with each item of appropriation.

	<u>2008</u>	<u>2009</u>
A. Goal: INSTRUCTION/OPERATIONS		
Outcome (Results/Impact):		
Percent of First-time, Full-time, Degree-seeking Freshmen Who Earn a Baccalaureate Degree Within Six Academic Years	65%	65%
Percent of First-time, Full-time, Degree-seeking Freshmen Who Earn a Baccalaureate Degree within Four Academic Years	26%	26%
Persistence Rate of First-time, Full-time, Degree-seeking Freshmen Students after One Academic Year	73%	73%
Certification Rate of Teacher Education Graduates	95%	95%
Percent of Baccalaureate Graduates Who Are First Generation College Graduates	54%	54%
Percent of Lower Division Courses Taught by Tenured Faculty	70%	70%
State Licensure Pass Rate of Nursing Graduates	100%	100%
A.1.1. Strategy: OPERATIONS SUPPORT		
Efficiencies:		
Administrative Cost as a Percent of Total Expenditures	12%	12%

TEXAS A&M UNIVERSITY SYSTEM ADMINISTRATIVE AND GENERAL OFFICES

	For the Years Ending	
	August 31, <u>2008</u>	August 31, <u>2009</u>
Method of Financing:		
General Revenue Fund	\$ 7,603,355	\$ 6,195,358
GR Dedicated - Texas A&M University Mineral Income Account No. 096, estimated	<u>4,100,000</u>	<u>4,100,000</u>
Total, Method of Financing	<u>\$ 11,703,355</u>	<u>\$ 10,295,358</u>
Items of Appropriation:		
1. Educational and General State Support	\$ 11,703,355	\$ 10,295,358
Grand Total, TEXAS A&M UNIVERSITY SYSTEM ADMINISTRATIVE AND GENERAL OFFICES	<u>\$ 11,703,355</u>	<u>\$ 10,295,358</u>

This bill pattern represents an estimated 82.7% of this agency's estimated total available funds for the biennium.

Number of Full-Time-Equivalents (FTE)-Appropriated Funds	108.5	108.5
---	-------	-------

1. **Informational Listing of Appropriated Funds.** The appropriations made above for Educational and General State Support are subject to the special and general provisions of this Act and include the following amounts for the purposes indicated.

TEXAS A&M UNIVERSITY SYSTEM ADMINISTRATIVE AND GENERAL OFFICES
(Continued)

A. Goal: INSTRUCTION/OPERATIONS			
Provide Instructional and Operations Support.			
A.1.1. Strategy:	SYSTEM OFFICE OPERATIONS	\$ 9,625,230	\$ 4,628,362
B. Goal: INFRASTRUCTURE SUPPORT			
Provide Infrastructure Support.			
B.1.1. Strategy:	TUITION REVENUE BOND RETIREMENT	\$ 0	\$ 5,666,996
C. Goal: SPECIAL ITEM SUPPORT			
Provide Special Item Support.			
C.1.1. Strategy:	SCHOLARSHIPS	\$ 2,078,125	\$ 0
Grand Total, TEXAS A&M UNIVERSITY SYSTEM ADMINISTRATIVE AND GENERAL OFFICES		<u>\$ 11,703,355</u>	<u>\$ 10,295,358</u>

Object-of-Expense Informational Listing:			
Salaries and Wages		\$ 4,625,230	\$ 4,628,362
Debt Service		0	5,666,996
Other Operating Expense		5,000,000	0
Client Services		2,078,125	0
Total, Object-of-Expense Informational Listing		<u>\$ 11,703,355</u>	<u>\$ 10,295,358</u>

**Estimated Allocations for Employee Benefits and Debt
Service Appropriations Made Elsewhere in this Act:**

<u>Employee Benefits</u>			
Retirement		\$ 787,748	\$ 819,333
Group Insurance		28,905	28,905
Social Security		<u>463,220</u>	<u>479,433</u>
Subtotal, Employee Benefits		<u>\$ 1,279,873</u>	<u>\$ 1,327,671</u>
Total, Estimated Allocations for Employee Benefits and Debt Service Appropriations Made Elsewhere in this Act		<u>\$ 1,279,873</u>	<u>\$ 1,327,671</u>

2. **Governing Board.** Out of the funds appropriated above, an amount not to exceed \$325,000 in each year of the biennium shall be for all expenses associated with the governing board's duties including, but not limited to: travel, entertainment, lodging, and expenses of state employees who provide services for the governing board.

A separate record of the board's expenditures shall be kept and retained in the same manner as the fiscal records of the institution(s) the board governs. No funds may be used for the governing board's expenses except for the specific amounts designated above. Funds appropriated for the governing board's expenses may be used for any other purpose covered by this Act.
3. **Mineral Fund Appropriated.** Appropriated in the funds above to the Board of Regents of the Texas A&M University System are the funds in the Texas A&M University System Special Mineral Fund to be invested by said board in accordance with Education Code § 85.70. The income from said Fund is included in the appropriation above to the Board of Regents of the Texas A&M University System to be disbursed for the purposes provided for and in accordance with the provisions of the above citation. Mineral Funds are estimated to be \$4,100,000 in fiscal year 2008 and \$4,100,000 in fiscal year 2009.
4. **Tuition Revenue Bond Retirement.** Out of funds appropriated above in Strategy B.1.1, \$3,487,382 is contingent upon Texas A&M - San Antonio reaching the threshold limitation required by HB 153, 79th Legislature Third Called Session, which authorized \$40 million in tuition revenue bonds for Texas A&M University - San Antonio.
5. **Tuition Revenue Bond Retirement.** Out of funds appropriated above in Strategy B.1.1, \$2,179,614 is contingent upon Texas A&M - Central Texas reaching the threshold limitation required by HB 153, 79th Legislature Third Called Session, which authorized \$25 million in tuition revenue bonds for Texas A&M University - Central Texas.

TEXAS A&M UNIVERSITY

	For the Years Ending	
	August 31, 2008	August 31, 2009
Method of Financing:		
General Revenue Fund	\$ 245,757,297	\$ 242,459,023
<u>General Revenue Fund - Dedicated</u>		
Estimated Board Authorized Tuition Increases Account No. 704	7,601,991	7,601,991
Estimated Other Educational and General Income Account No. 770	74,035,551	74,465,869
Subtotal, General Revenue Fund - Dedicated	\$ 81,637,542	\$ 82,067,860
Real Estate Fee Trust Account No. 969	2,661,938	2,721,100
Total, Method of Financing	\$ 330,056,777	\$ 327,247,983
Items of Appropriation:		
1. Educational and General State Support	\$ 330,056,777	\$ 327,247,983
Grand Total, TEXAS A&M UNIVERSITY	\$ 330,056,777	\$ 327,247,983
This bill pattern represents an estimated 31.6% of this agency's estimated total available funds for the biennium.		
Number of Full-Time-Equivalents (FTE)-Appropriated Funds	5,457.4	5,457.4
1. Informational Listing of Appropriated Funds. The appropriations made above for Educational and General State Support are subject to the special and general provisions of this Act and include the following amounts for the purposes indicated.		
A. Goal: INSTRUCTION/OPERATIONS		
Provide Instructional and Operations Support.		
A.1.1. Strategy: OPERATIONS SUPPORT	\$ 215,509,869	\$ 215,509,869
A.1.2. Strategy: TEACHING EXPERIENCE SUPPLEMENT	\$ 5,383,880	\$ 5,383,880
A.1.3. Strategy: STAFF GROUP INSURANCE PREMIUMS	\$ 7,930,734	\$ 8,010,042
A.1.4. Strategy: WORKERS' COMPENSATION INSURANCE	\$ 2,025,818	\$ 2,025,818
A.1.5. Strategy: TEXAS PUBLIC EDUCATION GRANTS	\$ 8,872,025	\$ 8,922,206
A.1.6. Strategy: ORGANIZED ACTIVITIES	\$ 7,889,469	\$ 7,889,469
Total, Goal A: INSTRUCTION/OPERATIONS	\$ 247,611,795	\$ 247,741,284
B. Goal: INFRASTRUCTURE SUPPORT		
Provide Infrastructure Support.		
B.1.1. Strategy: E&G SPACE SUPPORT Educational and General Space Support.	\$ 43,078,678	\$ 43,078,678
B.1.2. Strategy: TUITION REVENUE BOND RETIREMENT	\$ 6,772,031	\$ 6,774,586
Total, Goal B: INFRASTRUCTURE SUPPORT	\$ 49,850,709	\$ 49,853,264
C. Goal: SPECIAL ITEM SUPPORT		
Provide Special Item Support.		
C.2.1. Strategy: CYCLOTRON INSTITUTE	\$ 548,154	\$ 548,154
C.2.2. Strategy: SEA GRANT PROGRAM	\$ 359,678	\$ 359,678
C.2.3. Strategy: ENERGY RESOURCES PROGRAM	\$ 551,765	\$ 551,765
C.2.4. Strategy: PUBLIC POLICY RESOURCE LABORATORY	\$ 41,242	\$ 41,244
C.2.5. Strategy: REAL ESTATE RESEARCH CENTER	\$ 2,661,938	\$ 2,721,100
C.2.6. Strategy: COMPETITIVE KNOWLEDGE FUND	\$ 20,263,734	\$ 20,263,732
C.3.1. Strategy: SCHOOL OF ARCHITECTURE	\$ 750,274	\$ 750,274
C.4.1. Strategy: INSTITUTIONAL ENHANCEMENT	\$ 4,417,488	\$ 4,417,488
C.4.2. Strategy: SUMMER SCHOOL ¹	\$ 3,000,000	\$ UB
Total, Goal C: SPECIAL ITEM SUPPORT	\$ 32,594,273	\$ 29,653,435
Grand Total, TEXAS A&M UNIVERSITY	\$ 330,056,777	\$ 327,247,983

¹ Incorporates Article III, Special Provisions Relating Only to State Agencies of Higher Education, § 54, Special Item Appropriations, of this Act, resulting in an increase in General Revenue Funds of \$3,000,000 for Summer School Special Item in FY 2008 and unexpended balance authority in FY 2009.

TEXAS A&M UNIVERSITY
(Continued)

Object-of-Expense Informational Listing:

Salaries and Wages	\$ 124,479,354	\$ 116,821,545
Other Personnel Costs	6,077,359	5,919,955
Faculty Salaries (Higher Education Only)	119,299,068	135,664,917
Professional Salaries - Faculty Equivalent (Higher Education Only)	1,734,922	211,575
Professional Fees and Services	1,100,841	502,920
Fuels and Lubricants	58,269	52,514
Consumable Supplies	1,201,355	364,049
Utilities	4,110,283	2,437,644
Travel	114,126	110,909
Rent - Building	45,381	25,708
Rent - Machine and Other	963,709	247,568
Other Operating Expense	37,008,543	33,083,517
Client Services	77,399	31,551
Grants	32,645,679	31,773,611
Capital Expenditures	1,140,489	0
Total, Object-of-Expense Informational Listing	\$ 330,056,777	\$ 327,247,983

Estimated Allocations for Employee Benefits and Debt Service Appropriations Made Elsewhere in this Act:

Employee Benefits

Retirement	\$ 21,685,214	\$ 22,444,463
Group Insurance	24,548,270	24,548,270
Social Security	20,600,617	21,321,638
Subtotal, Employee Benefits	\$ 66,834,101	\$ 68,314,371

Total, Estimated Allocations for Employee Benefits and Debt Service Appropriations Made Elsewhere in this Act

\$ 66,834.101 \$ 68,314.371

2. **Performance Measure Targets.** The following is a listing of the key performance target levels for the Texas A&M University. It is the intent of the Legislature that appropriations made by this Act be utilized in the most efficient and effective manner possible to achieve the intended mission of the Texas A&M University. In order to achieve the objectives and service standards established by this Act, the Texas A&M University shall make every effort to attain the following designated key performance target levels associated with each item of appropriation.

	2008	2009
A. Goal: INSTRUCTION/OPERATIONS		
Outcome (Results/Impact):		
Percent of First-time, Full-time, Degree-seeking Freshmen Who Earn a Baccalaureate Degree Within Six Academic Years	77.3%	77.3%
Percent of First-time, Full-time, Degree-seeking Freshmen Who Earn a Baccalaureate Degree within Four Academic Years	41.5%	41.5%
Persistence Rate of First-time, Full-time, Degree-seeking Freshmen Students after One Academic Year	92%	92%
Certification Rate of Teacher Education Graduates	98.8%	98.8%
Percent of Baccalaureate Graduates Who Are First Generation College Graduates	30%	30%
Percent of Lower Division Courses Taught by Tenured Faculty	35%	35%
State Licensure Pass Rate of Engineering Graduates	90%	90%
State Licensure Examination Pass Rate of Veterinary Medicine Graduates	100%	100%
Dollar Value of External or Sponsored Research Funds (In Millions)	119.1	128.3
A.1.1. Strategy: OPERATIONS SUPPORT		
Efficiencies:		
Administrative Cost as a Percent of Total Expenditures	4.4%	4.4%

3. **Real Estate Research Center.** Funds derived from the provisions of Education Code §86.51, Subchapter C in support of the Real Estate Research Center at Texas A&M University, are

TEXAS A&M UNIVERSITY
(Continued)

appropriated above to said center for the purposes stipulated therein. No employee paid from funds appropriated by this Act shall be paid both a salary and compensatory per diem for concurrent service as a state employee and as a board or commission member.

TEXAS A&M UNIVERSITY AT GALVESTON

	For the Years Ending	
	August 31, 2008	August 31, 2009
Method of Financing:		
General Revenue Fund	\$ 16,135,736	\$ 16,123,176
<u>General Revenue Fund - Dedicated</u>		
Estimated Board Authorized Tuition Increases Account No. 704	30,000	30,000
Estimated Other Educational and General Income Account No. 770	3,060,199	3,073,249
Subtotal, General Revenue Fund - Dedicated	<u>\$ 3,090,199</u>	<u>\$ 3,103,249</u>
Total, Method of Financing	<u><u>\$ 19,225,935</u></u>	<u><u>\$ 19,226,425</u></u>
Items of Appropriation:		
1. Educational and General State Support	\$ 19,225,935	\$ 19,226,425
Grand Total, TEXAS A&M UNIVERSITY AT GALVESTON	<u><u>\$ 19,225,935</u></u>	<u><u>\$ 19,226,425</u></u>

This bill pattern represents an estimated 63.7% of this agency's estimated total available funds for the biennium.

Number of Full-Time-Equivalents (FTE)-Appropriated Funds	248.5	248.5
---	-------	-------

- 1. Informational Listing of Appropriated Funds.** The appropriations made above for Educational and General State Support are subject to the special and general provisions of this Act and include the following amounts for the purposes indicated.

A. Goal: INSTRUCTION/OPERATIONS		
Provide Instructional and Operations Support.		
A.1.1. Strategy: OPERATIONS SUPPORT	\$ 6,999,296	\$ 6,999,296
A.1.2. Strategy: TEACHING EXPERIENCE SUPPLEMENT	\$ 163,966	\$ 163,966
A.1.3. Strategy: STAFF GROUP INSURANCE PREMIUMS	\$ 308,836	\$ 311,924
A.1.4. Strategy: WORKERS' COMPENSATION INSURANCE	\$ 83,698	\$ 83,698
A.1.5. Strategy: UNEMPLOYMENT COMPENSATION INSURANCE	\$ 725	\$ 725
A.1.6. Strategy: TEXAS PUBLIC EDUCATION GRANTS	\$ 325,957	\$ 327,393
A.1.7. Strategy: EXCELLENCE FUNDING	<u>\$ 211,275</u>	<u>\$ 211,275</u>
Total, Goal A: INSTRUCTION/OPERATIONS	<u>\$ 8,093,753</u>	<u>\$ 8,098,277</u>
B. Goal: INFRASTRUCTURE SUPPORT		
Provide Infrastructure Support.		
B.1.1. Strategy: E&G SPACE SUPPORT	\$ 3,576,448	\$ 3,576,448
B.1.2. Strategy: TUITION REVENUE BOND RETIREMENT	<u>\$ 4,318,189</u>	<u>\$ 4,315,189</u>
Total, Goal B: INFRASTRUCTURE SUPPORT	<u>\$ 7,894,637</u>	<u>\$ 7,891,637</u>
C. Goal: SPECIAL ITEM SUPPORT		
Provide Special Item Support.		
C.2.1. Strategy: COASTAL ZONE LABORATORY	\$ 22,882	\$ 22,882
C.2.2. Strategy: TEXAS INSTITUTE OF OCEANOGRAPHY	\$ 469,326	\$ 469,326
C.4.1. Strategy: INSTITUTIONAL ENHANCEMENT	<u>\$ 2,166,195</u>	<u>\$ 2,165,161</u>
Total, Goal C: SPECIAL ITEM SUPPORT	<u>\$ 2,658,403</u>	<u>\$ 2,657,369</u>

(Continued)

D.1.1. Strategy: RESEARCH DEVELOPMENT FUND

\$	579,142	\$	579,142
----	---------	----	---------

Grand Total, TEXAS A&M UNIVERSITY AT GALVESTON

\$	19,225,935	\$	19,226,425
----	------------	----	------------

Object-of-Expense Informational Listing:

Salaries and Wages	\$ 5,052,586	\$ 5,025,272
Other Personnel Costs	113,033	44,242
Faculty Salaries (Higher Education Only)	4,860,005	5,452,656
Professional Salaries - Faculty Equivalent (Higher Education Only)	158,399	0
Professional Fees and Services	61	72
Fuels and Lubricants	40	32
Consumable Supplies	22,332	22,350
Utilities	405	405
Travel	15,888	16,542
Rent - Building	17,543	20,779
Rent - Machine and Other	919	1,089
Debt Service	4,318,189	4,315,189
Other Operating Expense	1,494,385	1,291,290
Grants	3,128,361	3,036,507
Capital Expenditures	43,789	0

Total, Object-of-Expense Informational Listing

\$	19,225,935	\$	19,226,425
----	------------	----	------------

Estimated Allocations for Employee Benefits and Debt Service Appropriations Made Elsewhere in this Act:

Employee Benefits

Retirement	\$	824,997	\$	854,084
Group Insurance		1,187,887		1,187,887
Social Security		885,251		916,235

Subtotal, Employee Benefits	\$ 2,898,135	\$ 2,958,206
-----------------------------	--------------	--------------

Total, Estimated Allocations for Employee Benefits and Debt Service Appropriations Made Elsewhere in this Act

\$ 2,898,135 \$ 2,958,206

- 2. Performance Measure Targets.** The following is a listing of the key performance target levels for the Texas A&M University at Galveston. It is the intent of the Legislature that appropriations made by this Act be utilized in the most efficient and effective manner possible to achieve the intended mission of the Texas A&M University at Galveston. In order to achieve the objectives and service standards established by this Act, the Texas A&M University at Galveston shall make every effort to attain the following designated key performance target levels associated with each item of appropriation.

	2008	2009
A. Goal: INSTRUCTION/OPERATIONS		
Outcome (Results/Impact):		
Percent of First-time, Full-time, Degree-seeking Freshmen Who Earn a Baccalaureate Degree within Six Academic Years	40%	43%
Percent of First-time, Full-time, Degree-seeking Freshmen Who Earn a Baccalaureate Degree within Four Academic Years	15.89%	15.89%
Persistence Rate of First-time, Full-time, Degree-seeking Freshmen Students after One Academic Year	60%	60%
Percent of Baccalaureate Graduates Who Are First Generation College Graduates	38.3%	38.3%
Percent of Lower Division Courses Taught by Tenured Faculty	37%	37%
Dollar Value of External or Sponsored Research Funds (in Millions)	3.5	3.5
A.1.1. Strategy: OPERATIONS SUPPORT		
Efficiencies:		
Administrative Cost as a Percent of Total Expenditures	9.3%	9.3%

TEXAS A&M UNIVERSITY AT GALVESTON
(Continued)

3. **Training Vessel.** No funds appropriated to Texas A&M University at Galveston may be expended for purchase of a training vessel.

PRAIRIE VIEW A&M UNIVERSITY

	For the Years Ending	
	August 31, 2008	August 31, 2009
Method of Financing:		
General Revenue Fund	\$ 56,390,293	\$ 51,754,071
<u>General Revenue Fund - Dedicated</u>		
Estimated Board Authorized Tuition Increases Account No. 704 ¹	1,265,160	1,265,160
Estimated Other Educational and General Income Account No. 770 ¹	11,329,218	11,359,122
Center for Study and Prevention of Juvenile Crime and Delinquency Account No. 5029, estimated	1,918,896	1,918,895
Subtotal, General Revenue Fund - Dedicated	\$ 14,513,274	\$ 14,543,177
Total, Method of Financing	<u>\$ 70,903,567</u>	<u>\$ 66,297,248</u>
Items of Appropriation:		
1. Educational and General State Support	\$ 70,903,567	\$ 66,297,248
Grand Total, PRAIRIE VIEW A&M UNIVERSITY	<u>\$ 70,903,567</u>	<u>\$ 66,297,248</u>

This bill pattern represents an estimated 51.6% of this agency's estimated total available funds for the biennium.

Number of Full-Time-Equivalents (FTE)- Appropriated Funds	865.3	865.3
--	-------	-------

1. **Informational Listing of Appropriated Funds.** The appropriations made above for Educational and General State Support are subject to the special and general provisions of this Act and include the following amounts for the purposes indicated.

A. Goal: INSTRUCTION/OPERATIONS		
Provide Instructional and Operations Support.		
A.1.1. Strategy: OPERATIONS SUPPORT	\$ 26,636,549	\$ 26,636,549
A.1.2. Strategy: TEACHING EXPERIENCE SUPPLEMENT	\$ 964,862	\$ 964,862
A.1.3. Strategy: STAFF GROUP INSURANCE PREMIUMS	\$ 1,061,611	\$ 1,072,228
A.1.4. Strategy: WORKERS' COMPENSATION INSURANCE	\$ 208,890	\$ 208,890
A.1.5. Strategy: UNEMPLOYMENT COMPENSATION INSURANCE	\$ 6,532	\$ 6,532
A.1.6. Strategy: TEXAS PUBLIC EDUCATION GRANTS	\$ 1,574,659	\$ 1,578,437
A.1.7. Strategy: FORMULA HOLD HARMLESS	\$ 1,544,934	\$ 1,544,934
A.1.8. Strategy: EXCELLENCE FUNDING	\$ 261,334	\$ 261,334
Total, Goal A: INSTRUCTION/OPERATIONS	<u>\$ 32,259,371</u>	<u>\$ 32,273,766</u>
B. Goal: INFRASTRUCTURE SUPPORT		
Provide Infrastructure Support.		
B.1.1. Strategy: E&G SPACE SUPPORT	\$ 5,453,706	\$ 5,453,706
B.1.2. Strategy: TUITION REVENUE BOND RETIREMENT	\$ 6,390,284	\$ 6,387,794
Total, Goal B: INFRASTRUCTURE SUPPORT	<u>\$ 11,843,990</u>	<u>\$ 11,841,500</u>
C. Goal: SPECIAL ITEM SUPPORT		
Provide Special Item Support.		
C.1.1. Strategy: STUDENT NURSE STIPENDS	\$ 159,970	\$ 159,969
C.1.2. Strategy: HONORS PROGRAM	\$ 83,126	\$ 83,125

¹ Modified to correct error.

PRAIRIE VIEW A&M UNIVERSITY
(Continued)

C.2.1. Strategy: AGRICULTURE RESEARCH CENTER ² Cooperative Agriculture Research Center.	\$	4,751,694	\$	751,692
C.3.1. Strategy: EXTENSION AND PUBLIC SERVICE	\$	1,749,434	\$	1,749,432
C.3.2. Strategy: JUVENILE CRIME PREVENTION CENTER	\$	1,918,896	\$	1,918,895
C.3.3. Strategy: COMMUNITY DEVELOPMENT ³	\$	224,688	\$	124,688
C.4.1. Strategy: INSTITUTIONAL ENHANCEMENT	\$	<u>4,894,182</u>	\$	<u>4,894,181</u>
Total, Goal C: SPECIAL ITEM SUPPORT	\$	<u>13,781,990</u>	\$	<u>9,681,982</u>
D. Goal: TEXAS COMMITMENT-OCR PRIORITY PLAN Texas Commitment - OCR Priority Plan.				
D.1.1. Strategy: OCR PRIORITY PLAN Office of Civil Rights Priority Plan.	\$	518,216	\$	UB
E. Goal: ACADEMIC DEVELOPMENT INITIATIVE				
E.1.1. Strategy: ACADEMIC DEVELOPMENT INITIATIVE ⁴ Academic Developoment Initiative.	\$	12,500,000	\$	12,500,000 & UB
Grand Total, PRAIRIE VIEW A&M UNIVERSITY	\$	<u>70,903,567</u>	\$	<u>66,297,248</u>
Object-of-Expense Informational Listing:				
Salaries and Wages	\$	28,438,521	\$	29,754,165
Other Personnel Costs		884,031		12,630
Faculty Salaries (Higher Education Only)		17,471,195		15,999,362
Professional Salaries - Extension (Texas Cooperative Extension)		504,114		638,127
Professional Fees and Services		42,155		42,949
Fuels and Lubricants		2,418		29,754
Consumable Supplies		60,142		194,165
Utilities		2,708,896		1,270,856
Travel		38,033		136,691
Rent - Building		1,518		301,068
Rent - Machine and Other		11,895		22,657
Debt Service		6,390,284		6,387,794
Other Operating Expense		6,703,074		4,422,183
Client Services		1,745,108		1,830,726
Grants		5,471,356		5,254,121
Capital Expenditures		<u>430,827</u>		<u>0</u>
Total, Object-of-Expense Informational Listing	\$	<u>70,903,567</u>	\$	<u>66,297,248</u>
Estimated Allocations for Employee Benefits and Debt Service Appropriations Made Elsewhere in this Act:				
<u>Employee Benefits</u>				
Retirement	\$	3,024,495	\$	3,132,006
Group Insurance		4,426,691		4,426,691
Social Security		<u>3,408,261</u>		<u>3,527,550</u>
Subtotal, Employee Benefits	\$	<u>10,859,447</u>	\$	<u>11,086,247</u>
Total, Estimated Allocations for Employee Benefits and Debt Service Appropriations Made Elsewhere in this Act	\$	<u>10,859,447</u>	\$	<u>11,086,247</u>

2. **Performance Measure Targets.** The following is a listing of the key performance target levels for the Prairie View A&M University. It is the intent of the Legislature that appropriations made by this Act be utilized in the most efficient and effective manner possible to achieve the intended mission of the Prairie View A&M University. In order to achieve the objectives and service

² Incorporates Article III, Special Provisions Relating Only to State Agencies of Higher Education, § 54, Special Item Appropriations, of this Act, resulting in an increase in General Revenue Funds of \$4,000,000 for Agriculture Match Special Item in FY 2008 and unexpended balance authority in FY 2009.

³ Incorporates Article III, Special Provisions Relating Only to State Agencies of Higher Education, § 54, Special Item Appropriations, of this Act, resulting in an increase in General Revenue Funds of \$100,000 for Community Development Special Item in FY 2008 and unexpended balance authority in FY 2009.

⁴ Incorporates the passage of HB 15, § 37, 80th Legislature, Regular Session, which increased the Academic Development Initiative strategy by \$5,000,000 in FY 2008 and \$5,000,000 in FY 2009.

PRAIRIE VIEW A&M UNIVERSITY
(Continued)

standards established by this Act, the Prairie View A&M University shall make every effort to attain the following designated key performance target levels associated with each item of appropriation.

	2008	2009
A. Goal: INSTRUCTION/OPERATIONS		
Outcome (Results/Impact):		
Percent of First-time, Full-time, Degree-seeking Freshmen Who Earn a Baccalaureate Degree within Six Academic Years	45%	45%
Persistence Rate of First-time, Full-time, Degree-seeking Freshmen Students after One Academic Year	70%	70%
Certification Rate of Teacher Education Graduates	76%	76%
Percent of Baccalaureate Graduates Who Are First Generation College Graduates	57%	57%
Percent of Lower Division Courses Taught by Tenured Faculty	60%	60%
State Licensure Pass Rate of Engineering Graduates	60%	60%
State Licensure Pass Rate of Nursing Graduates	97%	97%
Dollar Value of External or Sponsored Research Funds (in Millions)	9.7	9.7
A.1.1. Strategy: OPERATIONS SUPPORT		
Efficiencies:		
Administrative Cost as a Percent of Total Expenditures	11.8%	11.8%
3. Establishment of America's Promise School. Out of the funds appropriated above Prairie View A&M University will jointly operate an America's Promise School with Waller Independent School District. The school will be a full service pre-kindergarten through fourth grade community-centered elementary school based around the America's Promise concept, which includes the following five promises: (1) an ongoing relationship with a caring adult/mentor; (2) safe places and structured activities before and after school; (3) a healthy start, including nutritional and health-related services; (4) students developing marketable skills through effective education; and (5) opportunities for the students to serve and give back to the community.		
4. OCR Multi-year Commitment. It is the intent of the Legislature that funds appropriated above in Strategy D.1.1, Office of Civil Rights Priority Plan, shall complete the agreement for Office of Civil Rights Priority Plan at Prairie View University. Prairie View A&M University and Texas A&M University System shall jointly create and submit an accountability report outlining use of these funds by November 1 of fiscal year 2008 to the Texas A&M University system Board of Regents, the Texas Higher Education Coordinating Board, the Legislative Budget Board, and the Governor. Any unexpended balances as of August 31, 2007, (estimated to be \$0) appropriated by the Seventy-ninth Legislature for the OCR Priority Plan, are hereby appropriated to Prairie View A&M University for the biennium beginning September 1, 2007.		
5. Academic Development Initiative. ⁵ Funds appropriated above in Strategy E.1.1, Academic Development Initiative, in the amount of \$12,500,000 in fiscal year 2008 and \$12,500,000 in fiscal year 2009, are to be used for (1) proven academic success programs such as Access, the University College, and the Undergraduate Medical Academy, (2) proven graduate programs, (3) undergraduate education, and (4) initiatives to target enrollment growth. Prairie View A&M University and Texas A&M University System shall jointly create and submit an accountability report outlining use of these funds by November 1 of each fiscal year to the Texas A&M University system Board of Regents, the Texas Higher Education Coordinating Board, the Legislative Budget Board, and the Governor. This accountability report shall set forth goals to be achieved with the Academic Development Initiative funding, establish milestones and timelines showing progress toward meeting the goals. For milestones that are not met, the report will include recommended actions to achieve the milestones or recommended changes to more efficiently meet the goals of the Academics Development Initiative. Any unexpended balances as of August 31, 2008, (estimated to be \$0) appropriated by the Legislature for the Academic Development Initiative, are hereby appropriated to Prairie View A&M University for the fiscal year beginning September 1, 2008.		

⁵ Incorporates the passage of HB 15, 80th Legislature, Regular Session, which increased the Academic Development Initiative strategy by \$5,000,000 in FY 2008 and \$5,000,000 in FY 2009.

TARLETON STATE UNIVERSITY

	For the Years Ending	
	August 31, 2008	August 31, 2009
Method of Financing:		
General Revenue Fund	\$ 40,645,351	\$ 40,641,796
<u>General Revenue Fund - Dedicated</u>		
Estimated Board Authorized Tuition Increases Account No. 704	252,000	252,000
Estimated Other Educational and General Income Account No. 770	11,875,057	11,890,211
Subtotal, General Revenue Fund - Dedicated	<u>\$ 12,127,057</u>	<u>\$ 12,142,211</u>
Total, Method of Financing	<u>\$ 52,772,408</u>	<u>\$ 52,784,007</u>
Items of Appropriation:		
1. Educational and General State Support	\$ 52,772,408	\$ 52,784,007
Grand Total, TARLETON STATE UNIVERSITY	<u>\$ 52,772,408</u>	<u>\$ 52,784,007</u>
This bill pattern represents an estimated 49.2% of this agency's estimated total available funds for the biennium.		
Number of Full-Time-Equivalents (FTE)-Appropriated Funds	765.6	765.6
1. Informational Listing of Appropriated Funds. The appropriations made above for Educational and General State Support are subject to the special and general provisions of this Act and include the following amounts for the purposes indicated.		
A. Goal: INSTRUCTION/OPERATIONS		
Provide Instructional and Operations Support.		
A.1.1. Strategy: OPERATIONS SUPPORT	\$ 26,667,853	\$ 26,667,853
A.1.2. Strategy: TEACHING EXPERIENCE SUPPLEMENT	\$ 1,045,943	\$ 1,045,943
A.1.3. Strategy: STAFF GROUP INSURANCE PREMIUMS	\$ 1,168,104	\$ 1,179,785
A.1.4. Strategy: WORKERS' COMPENSATION INSURANCE	\$ 106,361	\$ 106,362
A.1.5. Strategy: UNEMPLOYMENT COMPENSATION INSURANCE	\$ 19,688	\$ 19,686
A.1.6. Strategy: TEXAS PUBLIC EDUCATION GRANTS	\$ 1,760,331	\$ 1,762,571
A.1.7. Strategy: ORGANIZED ACTIVITIES	\$ 409,000	\$ 409,000
A.1.8. Strategy: EXCELLENCE FUNDING	<u>\$ 390,761</u>	<u>\$ 390,761</u>
Total, Goal A: INSTRUCTION/OPERATIONS	<u>\$ 31,568,041</u>	<u>\$ 31,581,961</u>
B. Goal: INFRASTRUCTURE SUPPORT		
Provide Infrastructure Support.		
B.1.1. Strategy: E&G SPACE SUPPORT	\$ 4,465,980	\$ 4,465,980
B.1.2. Strategy: TUITION REVENUE BOND RETIREMENT	<u>\$ 5,696,638</u>	<u>\$ 5,694,317</u>
Total, Goal B: INFRASTRUCTURE SUPPORT	<u>\$ 10,162,618</u>	<u>\$ 10,160,297</u>
C. Goal: SPECIAL ITEM SUPPORT		
Provide Special Item Support.		
C.1.1. Strategy: CENTRAL TEXAS CENTER University System Center - Central Texas.	\$ 5,000,000	\$ 5,000,000
C.2.1. Strategy: ENVIRONMENTAL RESEARCH Institute for Applied Environmental Research.	\$ 1,049,956	\$ 1,049,956
C.2.2. Strategy: AGRICULTURE CENTER Tarleton Agriculture Center.	\$ 246,084	\$ 246,084
C.3.1. Strategy: SMALL BUSINESS DEVELOPMENT Small Business Development Center.	\$ 100,000	\$ 100,000
C.4.1. Strategy: INSTITUTIONAL ENHANCEMENT	<u>\$ 3,353,338</u>	<u>\$ 3,353,338</u>
Total, Goal C: SPECIAL ITEM SUPPORT	<u>\$ 9,749,378</u>	<u>\$ 9,749,378</u>
D. Goal: RESEARCH DEVELOPMENT FUND		
D.1.1. Strategy: RESEARCH DEVELOPMENT FUND	\$ 1,292,371	\$ 1,292,371
Grand Total, TARLETON STATE UNIVERSITY	<u>\$ 52,772,408</u>	<u>\$ 52,784,007</u>

TARLETON STATE UNIVERSITY
(Continued)

Object-of-Expense Informational Listing:

Salaries and Wages	\$ 12,800,607	\$ 13,376,626
Other Personnel Costs	2,555,102	2,791,706
Faculty Salaries (Higher Education Only)	16,629,748	16,760,937
Professional Salaries - Faculty Equivalent (Higher Education Only)	56,004	55,817
Professional Fees and Services	9,136	9,174
Fuels and Lubricants	49,451	49,024
Consumable Supplies	344,144	341,815
Utilities	1,724,123	1,693,827
Travel	201,614	187,650
Rent - Building	10,498	10,468
Rent - Machine and Other	145,036	144,566
Debt Service	5,696,638	5,694,317
Other Operating Expense	5,925,878	5,794,505
Grants	6,545,569	5,819,565
Capital Expenditures	<u>78,860</u>	<u>54,010</u>
Total, Object-of-Expense Informational Listing	<u><u>\$ 52,772,408</u></u>	<u><u>\$ 52,784,007</u></u>

Estimated Allocations for Employee Benefits and Debt Service Appropriations Made Elsewhere in this Act:

Employee Benefits

Retirement	\$ 2,365,094	\$ 2,448,730
Group Insurance	3,359,264	3,359,264
Social Security	<u>2,488,020</u>	<u>2,575,101</u>
 Subtotal, Employee Benefits	 <u><u>\$ 8,212,378</u></u>	 <u><u>\$ 8,383,095</u></u>
 Total, Estimated Allocations for Employee Benefits and Debt Service Appropriations Made Elsewhere in this Act	 <u><u>\$ 8,212,378</u></u>	 <u><u>\$ 8,383,095</u></u>

2. **Performance Measure Targets.** The following is a listing of the key performance target levels for the Tarleton State University. It is the intent of the Legislature that appropriations made by this Act be utilized in the most efficient and effective manner possible to achieve the intended mission of the Tarleton State University. In order to achieve the objectives and service standards established by this Act, the Tarleton State University shall make every effort to attain the following designated key performance target levels associated with each item of appropriation.

	<u>2008</u>	<u>2009</u>
A. Goal: INSTRUCTION/OPERATIONS Outcome (Results/Impact):		
Percent of First-time, Full-time, Degree-seeking Freshmen Who Earn a Baccalaureate Degree within Six Academic Years	49.5%	50%
Percent of First-time, Full-time, Degree-seeking Freshmen Who Earn a Baccalaureate Degree within Four Academic Years	18%	18.5%
Persistence Rate of First-time, Full-time, Degree-seeking Freshmen Students after One Academic Year	66.5%	67%
Certification Rate of Teacher Education Graduates	95%	95%
Percent of Baccalaureate Graduates Who Are First Generation College Graduates	66.5%	66.5%
Percent of Lower Division Courses Taught by Tenured Faculty	45%	45.5%
State Licensure Pass Rate of Nursing Graduates	100%	100%
Dollar Value of External or Sponsored Research Funds (in Millions)	7.5	8
A.1.1. Strategy: OPERATIONS SUPPORT Efficiencies:		
Administrative Cost as a Percent of Total Expenditures	8.82%	8.55%

3. **Bosque River Monitoring Project.** The Institute for Applied Environmental Research shall conduct water quality monitoring for the Bosque River. The institute shall coordinate the collection and reporting of data to conform with Texas Commission on Environmental Quality protocols. The Institute shall report on the water quality in the Bosque River by July 1 and February 1 of each year to the commission. It is legislative intent that the water quality monitoring efforts of the Institute for Applied Environmental Research, Texas Commission on Environmental Quality, and other appropriate agencies and entities be cooperative and non-duplicative.

TARLETON STATE UNIVERSITY
(Continued)

4. **Scholarship Match.** Out of the funds appropriated above, funds may be used to provide a match for funds collected by a one dollar per semester credit hour fee for a student endowment scholarship and internship adopted by student referendum, pursuant to Education Code § 56.242.

TEXAS A&M UNIVERSITY - CORPUS CHRISTI

	For the Years Ending	
	August 31, 2008	August 31, 2009
Method of Financing:		
General Revenue Fund	\$ 48,227,724	\$ 47,618,965
<u>General Revenue Fund - Dedicated</u>		
Estimated Board Authorized Tuition Increases Account No. 704	359,788	359,788
Estimated Other Educational and General Income Account No. 770	11,435,177	11,455,082
Subtotal, General Revenue Fund - Dedicated	<u>\$ 11,794,965</u>	<u>\$ 11,814,870</u>
Total, Method of Financing	<u><u>\$ 60,022,689</u></u>	<u><u>\$ 59,433,835</u></u>
Items of Appropriation:		
1. Educational and General State Support	\$ 60,022,689	\$ 59,433,835
Grand Total, TEXAS A&M UNIVERSITY - CORPUS CHRISTI	<u><u>\$ 60,022,689</u></u>	<u><u>\$ 59,433,835</u></u>

This bill pattern represents an estimated 54.1% of this agency's estimated total available funds for the biennium.

Number of Full-Time-Equivalents (FTE)- Appropriated Funds	815.6	815.6
--	-------	-------

1. **Informational Listing of Appropriated Funds.** The appropriations made above for Educational and General State Support are subject to the special and general provisions of this Act and include the following amounts for the purposes indicated.

A. Goal: INSTRUCTION/OPERATIONS		
Provide Instructional and Operations Support.		
A.1.1. Strategy: OPERATIONS SUPPORT	\$ 25,633,039	\$ 25,633,039
A.1.2. Strategy: TEACHING EXPERIENCE SUPPLEMENT	\$ 1,185,808	\$ 1,185,808
A.1.3. Strategy: STAFF GROUP INSURANCE PREMIUMS	\$ 1,024,146	\$ 1,034,388
A.1.4. Strategy: WORKERS' COMPENSATION INSURANCE	\$ 99,014	\$ 99,014
A.1.5. Strategy: UNEMPLOYMENT COMPENSATION INSURANCE	\$ 9,656	\$ 9,656
A.1.6. Strategy: TEXAS PUBLIC EDUCATION GRANTS	\$ 1,710,507	\$ 1,713,390
A.1.7. Strategy: EXCELLENCE FUNDING	<u>\$ 567,572</u>	<u>\$ 567,572</u>
Total, Goal A: INSTRUCTION/OPERATIONS	<u>\$ 30,229,742</u>	<u>\$ 30,242,867</u>
B. Goal: INFRASTRUCTURE SUPPORT		
Provide Infrastructure Support.		
B.1.1. Strategy: E&G SPACE SUPPORT	\$ 5,164,742	\$ 5,164,742
B.1.2. Strategy: TUITION REVENUE BOND RETIREMENT	<u>\$ 12,102,227</u>	<u>\$ 11,500,248</u>
Total, Goal B: INFRASTRUCTURE SUPPORT	<u>\$ 17,266,969</u>	<u>\$ 16,664,990</u>
C. Goal: SPECIAL ITEM SUPPORT		
Provide Special Item Support.		
C.1.1. Strategy: SCHOOL NURSING PROGRAM School Nursing Program for Early Childhood Development Center.	\$ 290,938	\$ 290,938
C.1.2. Strategy: ENVIRONMENTAL LEARNING CENTER	\$ 166,250	\$ 166,250
C.2.1. Strategy: CENTER FOR COASTAL STUDIES	<u>\$ 252,671</u>	<u>\$ 252,671</u>

TEXAS A&M UNIVERSITY - CORPUS CHRISTI
(Continued)

C.2.2. Strategy: GULF OF MEXICO ENVIRONMENTAL LAB	\$	249,376	\$	249,376
Gulf of Mexico Environment Research Laboratory.				
C.3.1. Strategy: WATER RESOURCES CENTER	\$	62,546	\$	62,546
C.3.2. Strategy: ART MUSEUM	\$	329,324	\$	329,324
C.4.1. Strategy: INSTITUTIONAL ENHANCEMENT	\$	9,998,948	\$	9,998,948
Total, Goal C: SPECIAL ITEM SUPPORT	\$	11,350,053	\$	11,350,053
D. Goal: RESEARCH DEVELOPMENT FUND				
D.1.1. Strategy: RESEARCH DEVELOPMENT FUND	\$	1,175,925	\$	1,175,925
Grand Total, TEXAS A&M UNIVERSITY - CORPUS CHRISTI	\$	60,022,689	\$	59,433,835
Object-of-Expense Informational Listing:				
Salaries and Wages	\$	13,562,118	\$	15,145,777
Other Personnel Costs		69,582		65,702
Faculty Salaries (Higher Education Only)		18,398,497		18,890,195
Professional Salaries - Faculty Equivalent (Higher Education Only)		22,020		23,395
Professional Fees and Services		20,900		12,547
Fuels and Lubricants		475		126
Consumable Supplies		248,261		373,713
Utilities		2,637,722		2,285,375
Travel		59,513		44,153
Rent - Machine and Other		11,081		15,922
Debt Service		12,102,227		11,500,248
Other Operating Expense		3,277,832		2,695,758
Client Services		1,719,655		1,735,718
Grants		7,260,814		6,047,394
Capital Expenditures		631,992		597,812
Total, Object-of-Expense Informational Listing	\$	60,022,689	\$	59,433,835
Estimated Allocations for Employee Benefits and Debt Service Appropriations Made Elsewhere in this Act:				
Employee Benefits				
Retirement	\$	2,642,568	\$	2,736,260
Group Insurance		3,773,872		3,773,872
Social Security		2,751,280		2,847,575
Subtotal, Employee Benefits	\$	9,167,720	\$	9,357,707
Debt Service				
Lease Payments	\$	583,526	\$	548,240
Total, Estimated Allocations for Employee Benefits and Debt Service Appropriations Made Elsewhere in this Act	\$	9,751,246	\$	9,905,947

2. **Performance Measure Targets.** The following is a listing of the key performance target levels for the Texas A&M University - Corpus Christi. It is the intent of the Legislature that appropriations made by this Act be utilized in the most efficient and effective manner possible to achieve the intended mission of the Texas A&M University - Corpus Christi. In order to achieve the objectives and service standards established by this Act, the Texas A&M University - Corpus Christi shall make every effort to attain the following designated key performance target levels associated with each item of appropriation.

	2008	2009
A. Goal: INSTRUCTION/OPERATIONS		
Outcome (Results/Impact):		
Percent of First-time, Full-time, Degree-seeking Freshmen Who Earn a Baccalaureate Degree within Six Academic Years	41.5%	41.5%
Percent of First-time, Full-time, Degree-seeking Freshmen Who Earn a Baccalaureate Degree within Four Academic Years	20%	20%

TEXAS A&M UNIVERSITY - CORPUS CHRISTI
(Continued)

Persistence Rate of First-time, Full-time, Degree-seeking Freshmen Students after One Academic Year	70%	70%
Certification Rate of Teacher Education Graduates	99.1%	99.7%
Percent of Baccalaureate Graduates Who Are First Generation College Graduates	69.7%	69.7%
Percent of Lower Division Courses Taught by Tenured Faculty	45%	45%
State Licensure Pass Rate of Nursing Graduates	96.7%	96.7%
Dollar Value of External or Sponsored Research Funds (in Millions)	12	12
A.1.1. Strategy: OPERATIONS SUPPORT Efficiencies:		
Administrative Cost as a Percent of Total Expenditures	7.5%	7.5%
3. Art Museum Contingency. Out of the General Revenue funds appropriated above, \$263,609 in each year of the biennium for the Art Museum is contingent upon the Art Museum receiving at least \$527,218 each year from local gifts, grants, and donations for the purposes of the operations of the Art Museum. In the event that gifts, grants, or donations for each fiscal year total less than \$527,218, the appropriation in each fiscal year is reduced to an amount equal to one-half of the total gifts, grants, and donations received in that fiscal year.		

TEXAS A&M UNIVERSITY - KINGSVILLE

	For the Years Ending	
	August 31, 2008	August 31, 2009
Method of Financing:		
General Revenue Fund	\$ 39,989,739	\$ 39,871,362
<u>General Revenue Fund - Dedicated</u>		
Estimated Board Authorized Tuition Increases Account No. 704	500,000	500,000
Estimated Other Educational and General Income Account No. 770	9,447,657	9,493,430
Subtotal, General Revenue Fund - Dedicated	\$ 9,947,657	\$ 9,993,430
Total, Method of Financing	\$ 49,937,396	\$ 49,864,792
Items of Appropriation:		
1. Educational and General State Support	\$ 49,937,396	\$ 49,864,792
Grand Total, TEXAS A&M UNIVERSITY - KINGSVILLE	\$ 49,937,396	\$ 49,864,792

This bill pattern represents an estimated 51.4% of this agency's estimated total available funds for the biennium.

Number of Full-Time-Equivalents (FTE)- Appropriated Funds	790.2	790.2
--	-------	-------

- 1. Informational Listing of Appropriated Funds.** The appropriations made above for Educational and General State Support are subject to the special and general provisions of this Act and include the following amounts for the purposes indicated.

A. Goal: INSTRUCTION/OPERATIONS		
Provide Instructional and Operations Support.		
A.1.1. Strategy: OPERATIONS SUPPORT	\$ 22,477,234	\$ 22,477,234
A.1.2. Strategy: TEACHING EXPERIENCE SUPPLEMENT	\$ 871,509	\$ 871,509
A.1.3. Strategy: STAFF GROUP INSURANCE PREMIUMS	\$ 988,610	\$ 998,496
A.1.4. Strategy: WORKERS' COMPENSATION INSURANCE	\$ 180,586	\$ 179,862
A.1.5. Strategy: UNEMPLOYMENT COMPENSATION INSURANCE	\$ 1,888	\$ 1,880
A.1.6. Strategy: TEXAS PUBLIC EDUCATION GRANTS	\$ 1,212,436	\$ 1,218,200
A.1.7. Strategy: ORGANIZED ACTIVITIES	\$ 225,000	\$ 225,000

TEXAS A&M UNIVERSITY - KINGSVILLE
(Continued)

A.1.8. Strategy: EXCELLENCE FUNDING	\$ 518,644	\$ 516,566
Total, Goal A: INSTRUCTION/OPERATIONS	\$ 26,475,907	\$ 26,488,747
B. Goal: INFRASTRUCTURE SUPPORT		
Provide Infrastructure Support.		
B.1.1. Strategy: E&G SPACE SUPPORT	\$ 4,396,474	\$ 4,396,474
B.1.2. Strategy: TUITION REVENUE BOND RETIREMENT	\$ 4,166,508	\$ 4,167,412
Total, Goal B: INFRASTRUCTURE SUPPORT	\$ 8,562,982	\$ 8,563,886
C. Goal: SPECIAL ITEM SUPPORT		
Provide Special Item Support.		
C.1.1. Strategy: PHD IN ENGINEERING	\$ 108,307	\$ 108,306
C.1.2. Strategy: SYSTEM CENTER - SAN ANTONIO	\$ 5,000,000	\$ 5,000,000
A & M - Kingsville System Center - San Antonio.		
C.2.1. Strategy: CITRUS CENTER	\$ 667,045	\$ 664,373
C.2.2. Strategy: WILDLIFE RESEARCH INSTITUTE ¹	\$ 341,080	\$ 279,000
C.2.3. Strategy: INSTITUTE FOR RANCH MANAGEMENT	\$ 255,000	\$ 255,000
C.3.1. Strategy: JOHN E. CONNOR MUSEUM	\$ 24,514	\$ 24,415
C.3.2. Strategy: SOUTH TEXAS ARCHIVES	\$ 98,460	\$ 98,066
C.4.1. Strategy: INSTITUTIONAL ENHANCEMENT	\$ 7,077,218	\$ 7,056,116
Total, Goal C: SPECIAL ITEM SUPPORT	\$ 13,571,624	\$ 13,485,276
D. Goal: RESEARCH DEVELOPMENT FUND		
D.1.1. Strategy: RESEARCH DEVELOPMENT FUND	\$ 1,326,883	\$ 1,326,883
Grand Total, TEXAS A&M UNIVERSITY - KINGSVILLE	\$ 49,937,396	\$ 49,864,792
Object-of-Expense Informational Listing:		
Salaries and Wages	\$ 11,267,498	\$ 12,199,926
Other Personnel Costs	1,331,183	1,133,451
Faculty Salaries (Higher Education Only)	20,518,845	22,018,066
Professional Salaries - Faculty Equivalent (Higher Education Only)	429,037	427,065
Professional Fees and Services	13,933	32,862
Fuels and Lubricants	27,850	10,047
Consumable Supplies	127,450	234,671
Utilities	2,435,671	2,484,996
Travel	117,912	174,599
Rent - Building	69,439	83,876
Rent - Machine and Other	53,048	55,366
Debt Service	4,166,508	4,167,412
Other Operating Expense	3,562,858	3,521,587
Client Services	1,262,117	1,233,414
Grants	4,355,388	2,087,454
Capital Expenditures	198,659	0
Total, Object-of-Expense Informational Listing	\$ 49,937,396	\$ 49,864,792
Estimated Allocations for Employee Benefits and Debt Service Appropriations Made Elsewhere in this Act:		
<u>Employee Benefits</u>		
Retirement	\$ 2,299,839	\$ 2,380,870
Group Insurance	4,228,942	4,228,942
Social Security	2,630,579	2,722,649
Subtotal, Employee Benefits	\$ 9,159,360	\$ 9,332,461
Total, Estimated Allocations for Employee Benefits and Debt Service Appropriations Made Elsewhere in this Act	\$ 9,159,360	\$ 9,332,461

¹ Incorporates Article III, Special Provisions Relating Only to State Agencies of Higher Education, § 54, Special Item Appropriations, of this Act, resulting in an increase in General Revenue Funds of \$62,080 for Wildlife Research Special Item in FY 2008 and unexpended balance authority in FY 2009.

TEXAS A&M UNIVERSITY - KINGSVILLE
(Continued)

2. **Performance Measure Targets.** The following is a listing of the key performance target levels for the Texas A&M University - Kingsville. It is the intent of the Legislature that appropriations made by this Act be utilized in the most efficient and effective manner possible to achieve the intended mission of the Texas A&M University - Kingsville. In order to achieve the objectives and service standards established by this Act, the Texas A&M University - Kingsville shall make every effort to attain the following designated key performance target levels associated with each item of appropriation.

	2008	2009
A. Goal: INSTRUCTION/OPERATIONS		
Outcome (Results/Impact):		
Percent of First-time, Full-time, Degree-seeking Freshmen Who Earn a Baccalaureate Degree within Six Academic Years	33%	34%
Percent of First-time, Full-time, Degree-seeking Freshmen Who Earn a Baccalaureate Degree within Four Academic Years	9.3%	9.8%
Persistence Rate of First-time, Full-time, Degree-seeking Freshmen Students after One Academic Year	66%	66%
Certification Rate of Teacher Education Graduates	75%	75%
Percent of Baccalaureate Graduates Who Are First Generation College Graduates	53%	53%
Percent of Lower Division Courses Taught by Tenured Faculty	60%	60%
State Licensure Pass Rate of Engineering Graduates	92.9%	92.9%
Dollar Value of External or Sponsored Research Funds (in Millions)	10.1	10.1
A.1.1. Strategy: OPERATIONS SUPPORT		
Efficiencies:		
Administrative Cost as a Percent of Total Expenditures	12%	12%

3. **Contingency Appropriation: Wildlife Research Institute and Institute for Ranch Management.** Of the amounts appropriated above, \$62,080 for Texas A&M University Kingsville Wildlife Research Institute and \$510,000 for the Institute for Ranch Management is contingent upon certification by the Comptroller of Public Accounts that the activities of the Institutes will generate revenue to the General Revenue Fund sufficient to offset the appropriations. The Comptroller shall specify the supporting information to be provided by the Institutes and may require independent verification of the information. If the Comptroller finds the information is sufficient to support the projection of increased revenues, a finding of fact to that effect shall be issued and the contingent appropriations up to the amount certified, not to exceed \$572,080 for the 2008-09 biennium, shall be made available for the intended purposes.

TEXAS A&M INTERNATIONAL UNIVERSITY

	For the Years Ending	
	August 31, 2008	August 31, 2009
Method of Financing:		
General Revenue Fund	\$ 39,455,436	\$ 39,438,866
<u>General Revenue Fund - Dedicated</u>		
Estimated Board Authorized Tuition Increases Account No. 704	232,605	232,605
Estimated Other Educational and General Income Account No. 770	5,714,428	5,738,316
Subtotal, General Revenue Fund - Dedicated	\$ 5,947,033	\$ 5,970,921
Interagency Contracts	193,525	193,525
Total, Method of Financing	\$ 45,595,994	\$ 45,603,312
Items of Appropriation:		
1. Educational and General State Support	\$ 45,595,994	\$ 45,603,312
Grand Total, TEXAS A&M INTERNATIONAL UNIVERSITY	\$ 45,595,994	\$ 45,603,312

TEXAS A&M INTERNATIONAL UNIVERSITY
(Continued)

This bill pattern represents an estimated 68.6% of this agency's estimated total available funds for the biennium.

Number of Full-Time-Equivalents (FTE)-Appropriated Funds	474.9	474.9
---	-------	-------

1. Informational Listing of Appropriated Funds. The appropriations made above for Educational and General State Support are subject to the special and general provisions of this Act and include the following amounts for the purposes indicated.

A. Goal: INSTRUCTION/OPERATIONS		
Provide Instructional and Operations Support.		
A.1.1. Strategy: OPERATIONS SUPPORT	\$ 12,685,837	\$ 12,685,837
A.1.2. Strategy: TEACHING EXPERIENCE SUPPLEMENT	\$ 557,005	\$ 557,005
A.1.3. Strategy: STAFF GROUP INSURANCE PREMIUMS	\$ 470,838	\$ 475,547
A.1.4. Strategy: WORKERS' COMPENSATION INSURANCE	\$ 35,187	\$ 35,187
A.1.5. Strategy: UNEMPLOYMENT COMPENSATION INSURANCE	\$ 265	\$ 265
A.1.6. Strategy: TEXAS PUBLIC EDUCATION GRANTS	\$ 659,171	\$ 661,840
A.1.7. Strategy: EXCELLENCE FUNDING	<u>\$ 273,663</u>	<u>\$ 273,664</u>
Total, Goal A: INSTRUCTION/OPERATIONS	<u>\$ 14,681,966</u>	<u>\$ 14,689,345</u>
B. Goal: INFRASTRUCTURE SUPPORT		
Provide Infrastructure Support.		
B.1.1. Strategy: E&G SPACE SUPPORT	\$ 3,464,290	\$ 3,464,290
B.1.2. Strategy: TUITION REVENUE BOND RETIREMENT	<u>\$ 16,740,219</u>	<u>\$ 16,740,158</u>
Total, Goal B: INFRASTRUCTURE SUPPORT	<u>\$ 20,204,509</u>	<u>\$ 20,204,448</u>
C. Goal: SPECIAL ITEM SUPPORT		
Provide Special Item Support.		
C.1.1. Strategy: PHD PROGRAM IN BUSINESS	\$ 1,454,687	\$ 1,454,687
C.2.1. Strategy: INSTITUTE FOR INTERNATIONAL TRADE	\$ 269,712	\$ 269,712
C.2.2. Strategy: SMALL BUSINESS DEVELOPMENT CENTER	\$ 150,000	\$ 150,000
C.3.1. Strategy: INSTITUTIONAL ENHANCEMENT	\$ 7,813,300	\$ 7,813,300
C.3.2. Strategy: FACULTY ENHANCEMENT	<u>\$ 1,000,000</u>	<u>\$ 1,000,000</u>
Total, Goal C: SPECIAL ITEM SUPPORT	<u>\$ 10,687,699</u>	<u>\$ 10,687,699</u>
D. Goal: RESEARCH DEVELOPMENT FUND		
D.1.1. Strategy: RESEARCH DEVELOPMENT FUND	\$ 21,820	\$ 21,820
Grand Total, TEXAS A&M INTERNATIONAL UNIVERSITY	<u><u>\$ 45,595,994</u></u>	<u><u>\$ 45,603,312</u></u>

Object-of-Expense Informational Listing:		
Salaries and Wages	\$ 9,263,561	\$ 8,833,704
Other Personnel Costs	58,449	28,748
Faculty Salaries (Higher Education Only)	11,640,373	11,950,395
Professional Fees and Services	95,304	139,994
Fuels and Lubricants	420	0
Consumable Supplies	101,846	80,329
Utilities	1,077,506	1,018,422
Travel	12,666	12,981
Rent - Machine and Other	111,155	133,117
Other Operating Expense	19,641,103	19,361,613
Client Services	659,171	661,840
Grants	2,826,111	3,347,169
Capital Expenditures	<u>108,329</u>	<u>35,000</u>
Total, Object-of-Expense Informational Listing	<u><u>\$ 45,595,994</u></u>	<u><u>\$ 45,603,312</u></u>

Estimated Allocations for Employee Benefits and Debt Service Appropriations Made Elsewhere in this Act:

<u>Employee Benefits</u>		
Retirement	\$ 1,424,762	\$ 1,475,981

TEXAS A&M INTERNATIONAL UNIVERSITY
(Continued)

Group Insurance	1,940,162	1,940,162
Social Security	<u>1,566,229</u>	<u>1,621,047</u>
Subtotal, Employee Benefits	<u>\$ 4,931,153</u>	<u>\$ 5,037,190</u>
Total, Estimated Allocations for Employee Benefits and Debt Service Appropriations Made Elsewhere in this Act	<u>\$ 4,931,153</u>	<u>\$ 5,037,190</u>

- 2. Performance Measure Targets.** The following is a listing of the key performance target levels for the Texas A&M International University. It is the intent of the Legislature that appropriations made by this Act be utilized in the most efficient and effective manner possible to achieve the intended mission of the Texas A&M International University. In order to achieve the objectives and service standards established by this Act, the Texas A&M International University shall make every effort to attain the following designated key performance target levels associated with each item of appropriation.

	<u>2008</u>	<u>2009</u>
A. Goal: INSTRUCTION/OPERATIONS		
Outcome (Results/Impact):		
Percent of First-time, Full-time, Degree-seeking Freshmen Who Earn a Baccalaureate Degree within Six Academic Years	43%	43%
Percent of First-time, Full-time, Degree-seeking Freshmen Who Earn a Baccalaureate Degree within Four Academic Years	20%	20%
Persistence Rate of First-time, Full-time, Degree-seeking Freshmen Students after One Academic Year	70%	70%
Certification Rate of Teacher Education Graduates	88%	88%
Percent of Baccalaureate Graduates Who Are First Generation College Graduates	75%	75%
Percent of Lower Division Courses Taught by Tenured Faculty	53%	53%
Dollar Value of External or Sponsored Research Funds (in Millions)	.2	.2
A.1.1. Strategy: OPERATIONS SUPPORT		
Efficiencies:		
Administrative Cost as a Percent of Total Expenditures	13%	13%

WEST TEXAS A&M UNIVERSITY

	For the Years Ending	
	August 31, <u>2008</u>	August 31, <u>2009</u>
Method of Financing:		
General Revenue Fund	\$ 30,146,778	\$ 30,126,436
<u>General Revenue Fund - Dedicated</u>		
Estimated Board Authorized Tuition Increases Account No. 704	525,000	525,000
Estimated Other Educational and General Income Account No. 770	9,247,665	9,273,837
Subtotal, General Revenue Fund - Dedicated	<u>\$ 9,772,665</u>	<u>\$ 9,798,837</u>
Total, Method of Financing	<u>\$ 39,919,443</u>	<u>\$ 39,925,273</u>
Items of Appropriation:		
1. Educational and General State Support	\$ 39,919,443	\$ 39,925,273
Grand Total, WEST TEXAS A&M UNIVERSITY	<u>\$ 39,919,443</u>	<u>\$ 39,925,273</u>

This bill pattern represents an estimated 42.4% of this agency's estimated total available funds for the biennium.

Number of Full-Time-Equivalents (FTE)-Appropriated Funds	644.2	644.2
---	-------	-------

WEST TEXAS A&M UNIVERSITY

(Continued)

- 1. Informational Listing of Appropriated Funds.** The appropriations made above for Educational and General State Support are subject to the special and general provisions of this Act and include the following amounts for the purposes indicated.

A. Goal: INSTRUCTION/OPERATIONS

Provide Instructional and Operations Support.

A.1.1. Strategy: OPERATIONS SUPPORT	\$	20,957,780	\$	20,957,780
A.1.2. Strategy: TEACHING EXPERIENCE SUPPLEMENT	\$	932,003	\$	932,003
A.1.3. Strategy: STAFF GROUP INSURANCE PREMIUMS	\$	911,291	\$	920,404
A.1.4. Strategy: WORKERS' COMPENSATION INSURANCE	\$	155,640	\$	155,640
A.1.5. Strategy: UNEMPLOYMENT COMPENSATION INSURANCE	\$	1,564	\$	1,564
A.1.6. Strategy: TEXAS PUBLIC EDUCATION GRANTS	\$	1,238,601	\$	1,241,874
A.1.7. Strategy: ORGANIZED ACTIVITIES	\$	91,885	\$	91,885
A.1.8. Strategy: EXCELLENCE FUNDING	\$	565,089	\$	565,089

Total, Goal A: INSTRUCTION/OPERATIONS	\$	<u>24,853,853</u>	\$	<u>24,866,239</u>
--	----	-------------------	----	-------------------

B. Goal: INFRASTRUCTURE SUPPORT

Provide Infrastructure Support.

B.1.1. Strategy: E&G SPACE SUPPORT	\$	4,010,387	\$	4,010,387
B.1.2. Strategy: TUITION REVENUE BOND RETIREMENT	\$	4,077,231	\$	4,081,388
B.1.3. Strategy: SKILES ACT REVENUE BOND RETIREMENT	\$	93,615	\$	93,615

Total, Goal B: INFRASTRUCTURE SUPPORT	\$	<u>8,181,233</u>	\$	<u>8,185,390</u>
--	----	------------------	----	------------------

C. Goal: SPECIAL ITEM SUPPORT

Provide Special Item Support.

C.2.1. Strategy: KILLGORE RESEARCH CENTER	\$	41,591	\$	41,591
C.2.2. Strategy: WIND ENERGY RESEARCH	\$	91,854	\$	99,334
C.2.3. Strategy: INDUSTRY SUPPORT & DEVELOPMENT Agriculture Industry Support and Development.	\$	831,250	\$	831,250
C.2.4. Strategy: INTEGRATED PEST MANAGEMENT Integrated Pest Management.	\$	124,686	\$	124,686
C.3.1. Strategy: PANHANDLE-PLAINS MUSEUM Panhandle-Plains Historical Museum.	\$	522,305	\$	501,432
C.3.2. Strategy: RURAL AGRI-BUSINESS Rural Agri-Business Incubator & Accelerator.	\$	750,000	\$	750,000
C.3.3. Strategy: SMALL BUSINESS DEVELOPMENT CENTER	\$	170,099	\$	170,099
C.4.1. Strategy: INSTITUTIONAL ENHANCEMENT	\$	3,866,306	\$	3,868,986

Total, Goal C: SPECIAL ITEM SUPPORT	\$	<u>6,398,091</u>	\$	<u>6,387,378</u>
--	----	------------------	----	------------------

D. Goal: RESEARCH DEVELOPMENT FUND

D.1.1. Strategy: RESEARCH DEVELOPMENT FUND	\$	486,266	\$	486,266
---	----	---------	----	---------

Grand Total, WEST TEXAS A&M UNIVERSITY	\$	<u>39,919,443</u>	\$	<u>39,925,273</u>
---	----	-------------------	----	-------------------

Object-of-Expense Informational Listing:

Salaries and Wages	\$	9,064,048	\$	9,517,250
Other Personnel Costs		398,360		421,111
Faculty Salaries (Higher Education Only)		14,278,427		15,333,362
Professional Salaries - Faculty Equivalent (Higher Education Only)		15,663		15,663
Professional Fees and Services		23,613		25,551
Fuels and Lubricants		45,102		47,471
Consumable Supplies		568,347		235,423
Utilities		2,865,036		2,955,438
Travel		59,836		50,962
Rent - Machine and Other		15,737		15,552
Other Operating Expense		8,642,873		7,308,949
Grants		3,754,284		3,796,886
Capital Expenditures		<u>188,117</u>		<u>201,655</u>

Total, Object-of-Expense Informational Listing	\$	<u>39,919,443</u>	\$	<u>39,925,273</u>
---	----	-------------------	----	-------------------

Estimated Allocations for Employee Benefits and Debt Service Appropriations Made Elsewhere in this Act:

WEST TEXAS A&M UNIVERSITY
(Continued)

<u>Employee Benefits</u>		
Retirement	\$ 1,954,478	\$ 2,022,851
Group Insurance	3,733,496	3,733,496
Social Security	<u>2,021,545</u>	<u>2,092,299</u>
Subtotal, Employee Benefits	<u>\$ 7,709,519</u>	<u>\$ 7,848,646</u>
Total, Estimated Allocations for Employee Benefits and Debt Service Appropriations Made Elsewhere in this Act		
	<u>\$ 7,709,519</u>	<u>\$ 7,848,646</u>

2. **Performance Measure Targets.** The following is a listing of the key performance target levels for the West Texas A&M University. It is the intent of the Legislature that appropriations made by this Act be utilized in the most efficient and effective manner possible to achieve the intended mission of the West Texas A&M University. In order to achieve the objectives and service standards established by this Act, the West Texas A&M University shall make every effort to attain the following designated key performance target levels associated with each item of appropriation.

	<u>2008</u>	<u>2009</u>
A. Goal: INSTRUCTION/OPERATIONS		
Outcome (Results/Impact):		
Percent of First-time, Full-time, Degree-seeking Freshmen Who Earn a Baccalaureate Degree within Six Academic Years	38%	38%
Percent of First-time, Full-time, Degree-seeking Freshmen Who Earn a Baccalaureate Degree within Four Academic Years	14.9%	14.9%
Persistence Rate of First-time, Full-time, Degree-seeking Freshmen Students after One Academic Year	67%	68%
Certification Rate of Teacher Education Graduates	89.7%	89.7%
Percent of Baccalaureate Graduates Who Are First Generation College Graduates	52%	52%
Percent of Lower Division Courses Taught by Tenured Faculty	48.5%	48.5%
State Licensure Pass Rate of Nursing Graduates	100%	100%
A.1.1. Strategy: OPERATIONS SUPPORT		
Efficiencies:		
Administrative Cost as a Percent of Total Expenditures	8%	8%

3. **Rural Agricultural/Business Incubator and Accelerator.** Contingent upon certification by the Comptroller of Public Accounts that increased activity by the Rural Agricultural/Business Incubator and Accelerator will generate at least \$1,500,000 additional revenue to the General Revenue Fund, \$750,000 in each year of the biennium is included in the appropriation above for the Rural Agricultural/Business Incubator and Accelerator. It is the intent of the Legislature that state funds provided to the Rural Agricultural/Business Incubator and Accelerator be used by the center to attract federal funds on a dollar-for-dollar basis.

TEXAS A&M UNIVERSITY - COMMERCE

	For the Years Ending	
	August 31, <u>2008</u>	August 31, <u>2009</u>
Method of Financing:		
General Revenue Fund	\$ 33,313,076	\$ 33,309,947
<u>General Revenue Fund - Dedicated</u>		
Estimated Board Authorized Tuition Increases Account No. 704	1,445,000	1,445,000
Estimated Other Educational and General Income Account No. 770	10,201,893	10,223,171
Subtotal, General Revenue Fund - Dedicated	<u>\$ 11,646,893</u>	<u>\$ 11,668,171</u>
Total, Method of Financing	<u><u>\$ 44,959,969</u></u>	<u><u>\$ 44,978,118</u></u>

TEXAS A&M UNIVERSITY - COMMERCE
(Continued)

Items of Appropriation:

1. Educational and General State Support	\$	44,959,969	\$	44,978,118
Grand Total, TEXAS A&M UNIVERSITY - COMMERCE	\$	<u>44,959,969</u>	\$	<u>44,978,118</u>

This bill pattern represents an estimated 51.6% of this agency's estimated total available funds for the biennium.

Number of Full-Time-Equivalents (FTE)- Appropriated Funds	808.1	808.1
--	-------	-------

1. Informational Listing of Appropriated Funds. The appropriations made above for Educational and General State Support are subject to the special and general provisions of this Act and include the following amounts for the purposes indicated.

A. Goal: INSTRUCTION/OPERATIONS

Provide Instructional and Operations Support.

A.1.1. Strategy: OPERATIONS SUPPORT	\$	29,381,129	\$	29,381,129
A.1.2. Strategy: TEACHING EXPERIENCE SUPPLEMENT	\$	639,955	\$	639,955
A.1.3. Strategy: STAFF GROUP INSURANCE PREMIUMS	\$	1,522,499	\$	1,537,724
A.1.4. Strategy: WORKERS' COMPENSATION INSURANCE	\$	113,573	\$	113,574
A.1.5. Strategy: UNEMPLOYMENT COMPENSATION INSURANCE	\$	28,280	\$	28,280
A.1.6. Strategy: TEXAS PUBLIC EDUCATION GRANTS	\$	1,593,035	\$	1,595,958
A.1.7. Strategy: ORGANIZED ACTIVITIES	\$	73,195	\$	73,195
A.1.8. Strategy: EXCELLENCE FUNDING	\$	<u>532,884</u>	\$	<u>532,884</u>
Total, Goal A: INSTRUCTION/OPERATIONS	\$	<u>33,884,550</u>	\$	<u>33,902,699</u>

B. Goal: INFRASTRUCTURE SUPPORT

Provide Infrastructure Support.

B.1.1. Strategy: E&G SPACE SUPPORT	\$	4,181,400	\$	4,181,400
B.1.2. Strategy: TUITION REVENUE BOND RETIREMENT	\$	<u>3,185,358</u>	\$	<u>3,185,358</u>
Total, Goal B: INFRASTRUCTURE SUPPORT	\$	<u>7,366,758</u>	\$	<u>7,366,758</u>

C. Goal: SPECIAL ITEM SUPPORT

Provide Special Item Support.

C.1.1. Strategy: INDUSTRIAL ENGINEERING PROGRAM Bachelor of Science Degree Program in Industrial Engineering.	\$	426,716	\$	426,716
C.2.1. Strategy: EDUCATIONAL OUTREACH Mesquite/Metroplex/Northeast Texas.	\$	656,476	\$	656,476
C.3.1. Strategy: INSTITUTIONAL ENHANCEMENT	\$	<u>2,507,318</u>	\$	<u>2,507,318</u>
Total, Goal C: SPECIAL ITEM SUPPORT	\$	<u>3,590,510</u>	\$	<u>3,590,510</u>

D. Goal: RESEARCH DEVELOPMENT FUND

D.1.1. Strategy: RESEARCH DEVELOPMENT FUND	\$	118,151	\$	118,151
---	----	---------	----	---------

Grand Total, TEXAS A&M UNIVERSITY - COMMERCE	\$	<u>44,959,969</u>	\$	<u>44,978,118</u>
---	-----------	--------------------------	-----------	--------------------------

Object-of-Expense Informational Listing:

Salaries and Wages	\$	13,443,345	\$	13,493,168
Other Personnel Costs		234,652		246,309
Faculty Salaries (Higher Education Only)		19,534,110		20,437,485
Professional Salaries - Faculty Equivalent (Higher Education Only)		1,213		359
Professional Fees and Services		28,000		28,000
Consumable Supplies		21,222		21,539
Utilities		2,278,299		1,843,537
Travel		22,522		22,767
Rent - Machine and Other		74		75
Debt Service		3,185,358		3,185,358
Other Operating Expense		3,585,579		2,866,679
Client Services		1,593,035		1,595,958
Grants		988,525		1,173,316

TEXAS A&M UNIVERSITY - COMMERCE
(Continued)

Capital Expenditures	<u>44,035</u>	<u>63,568</u>
Total, Object-of-Expense Informational Listing	<u><u>\$ 44,959,969</u></u>	<u><u>\$ 44,978,118</u></u>
Estimated Allocations for Employee Benefits and Debt Service Appropriations Made Elsewhere in this Act:		
<u>Employee Benefits</u>		
Retirement	\$ 2,087,775	\$ 2,162,700
Group Insurance	4,281,863	4,281,863
Social Security	<u>2,511,530</u>	<u>2,599,433</u>
Subtotal, Employee Benefits	<u><u>\$ 8,881,168</u></u>	<u><u>\$ 9,043,996</u></u>
Total, Estimated Allocations for Employee Benefits and Debt Service Appropriations Made Elsewhere in this Act	<u><u>\$ 8,881,168</u></u>	<u><u>\$ 9,043,996</u></u>

2. **Performance Measure Targets.** The following is a listing of the key performance target levels for the Texas A&M University - Commerce. It is the intent of the Legislature that appropriations made by this Act be utilized in the most efficient and effective manner possible to achieve the intended mission of the Texas A&M University - Commerce. In order to achieve the objectives and service standards established by this Act, the Texas A&M University - Commerce shall make every effort to attain the following designated key performance target levels associated with each item of appropriation.

	<u>2008</u>	<u>2009</u>
A. Goal: INSTRUCTION/OPERATIONS		
Outcome (Results/Impact):		
Percent of First-time, Full-time, Degree-seeking Freshmen Who Earn a Baccalaureate Degree within Six Academic Years	38.3%	38.3%
Percent of First-time, Full-time, Degree-seeking Freshmen Who Earn a Baccalaureate Degree within Four Academic Years	18%	18%
Persistence Rate of First-time, Full-time, Degree-seeking Freshmen Students after One Academic Year	73.5%	75%
Certification Rate of Teacher Education Graduates	93%	93%
Percent of Baccalaureate Graduates Who Are First Generation College Graduates	55%	55%
Percent of Lower Division Courses Taught by Tenured Faculty	50%	50%
A.1.1. Strategy: OPERATIONS SUPPORT		
Efficiencies:		
Administrative Cost as a Percent of Total Expenditures	9.4%	9.4%

TEXAS A&M UNIVERSITY - TEXARKANA

	For the Years Ending	
	August 31, <u>2008</u>	August 31, <u>2009</u>
Method of Financing:		
General Revenue Fund	\$ 16,443,531	\$ 16,440,546
<u>General Revenue Fund - Dedicated</u>		
Estimated Board Authorized Tuition Increases Account No. 704	178,780	178,780
Estimated Other Educational and General Income Account No. 770	1,968,116	1,974,316
Subtotal, General Revenue Fund - Dedicated	<u><u>\$ 2,146,896</u></u>	<u><u>\$ 2,153,096</u></u>
Total, Method of Financing	<u><u>\$ 18,590,427</u></u>	<u><u>\$ 18,593,642</u></u>
Items of Appropriation:		
1. Educational and General State Support	\$ 18,590,427	\$ 18,593,642
Grand Total, TEXAS A&M UNIVERSITY - TEXARKANA	<u><u>\$ 18,590,427</u></u>	<u><u>\$ 18,593,642</u></u>

TEXAS A&M UNIVERSITY - TEXARKANA
(Continued)

This bill pattern represents an estimated 86.7% of this agency's estimated total available funds for the biennium.

Number of Full-Time-Equivalents (FTE)-
Appropriated Funds 156.0 156.0

1. **Informational Listing of Appropriated Funds.** The appropriations made above for Educational and General State Support are subject to the special and general provisions of this Act and include the following amounts for the purposes indicated.

A. Goal: INSTRUCTION/OPERATIONS		
Provide Instructional and Operations Support.		
A.1.1. Strategy: OPERATIONS SUPPORT	\$ 4,402,908	\$ 4,402,908
A.1.2. Strategy: TEACHING EXPERIENCE SUPPLEMENT	\$ 164,638	\$ 164,638
A.1.3. Strategy: STAFF GROUP INSURANCE PREMIUMS	\$ 143,934	\$ 145,373
A.1.4. Strategy: TEXAS PUBLIC EDUCATION GRANTS	\$ 261,053	\$ 261,866
A.1.5. Strategy: FORMULA HOLD HARMLESS	\$ 44,010	\$ 44,010
A.1.6. Strategy: EXCELLENCE FUNDING	\$ 95,868	\$ 95,416
Total, Goal A: INSTRUCTION/OPERATIONS	<u>\$ 5,112,411</u>	<u>\$ 5,114,211</u>
B. Goal: INFRASTRUCTURE SUPPORT		
Provide Infrastructure Support.		
B.1.1. Strategy: E&G SPACE SUPPORT	\$ 1,373,079	\$ 1,373,079
B.1.2. Strategy: TUITION REVENUE BOND RETIREMENT	\$ 8,180,175	\$ 8,181,594
B.1.3. Strategy: LEASE OF FACILITIES	\$ 1,209	\$ 1,203
Total, Goal B: INFRASTRUCTURE SUPPORT	<u>\$ 9,554,463</u>	<u>\$ 9,555,876</u>
C. Goal: SPECIAL ITEM SUPPORT		
Provide Special Item Support.		
C.1.1. Strategy: ACADEMIC PROGRAMS	\$ 953,172	\$ 953,172
C.2.1. Strategy: NE TEXAS EDUCATION PARTNERSHIP Northeast Texas Education Partnership.	\$ 48,888	\$ 48,888
C.3.1. Strategy: LOWER-DIVISION TRANSITION FUNDING	\$ 98,045	\$ 98,045
C.3.2. Strategy: INSTITUTIONAL ENHANCEMENT	\$ 2,823,448	\$ 2,823,450
Total, Goal C: SPECIAL ITEM SUPPORT	<u>\$ 3,923,553</u>	<u>\$ 3,923,555</u>
Grand Total, TEXAS A&M UNIVERSITY - TEXARKANA	<u>\$ 18,590,427</u>	<u>\$ 18,593,642</u>

Object-of-Expense Informational Listing:		
Salaries and Wages	\$ 2,833,328	\$ 3,003,940
Other Personnel Costs	262,626	250,952
Faculty Salaries (Higher Education Only)	3,598,527	4,040,389
Professional Fees and Services	25,142	20,722
Consumable Supplies	95,796	86,343
Utilities	206,223	205,968
Travel	137,465	136,225
Rent - Building	11,391	7,733
Rent - Machine and Other	1,040,929	1,080,523
Debt Service	8,180,175	8,181,594
Other Operating Expense	1,068,368	873,821
Client Services	6,711	409
Grants	1,011,709	705,023
Capital Expenditures	<u>112,037</u>	<u>0</u>
Total, Object-of-Expense Informational Listing	<u>\$ 18,590,427</u>	<u>\$ 18,593,642</u>

Estimated Allocations for Employee Benefits and Debt Service Appropriations Made Elsewhere in this Act:

<u>Employee Benefits</u>		
Retirement	\$ 478,489	\$ 494,962
Group Insurance	798,988	798,988

TEXAS A&M UNIVERSITY - TEXARKANA
(Continued)

Social Security	<u>609,839</u>	<u>631,183</u>
Subtotal, Employee Benefits	<u>\$ 1,887,316</u>	<u>\$ 1,925,133</u>
Total, Estimated Allocations for Employee Benefits and Debt Service Appropriations Made Elsewhere in this Act	<u>\$ 1,887,316</u>	<u>\$ 1,925,133</u>

2. **Performance Measure Targets.** The following is a listing of the key performance target levels for the Texas A&M University - Texarkana. It is the intent of the Legislature that appropriations made by this Act be utilized in the most efficient and effective manner possible to achieve the intended mission of the Texas A&M University - Texarkana. In order to achieve the objectives and service standards established by this Act, the Texas A&M University - Texarkana shall make every effort to attain the following designated key performance target levels associated with each item of appropriation.

	<u>2008</u>	<u>2009</u>
A. Goal: INSTRUCTION/OPERATIONS Outcome (Results/Impact):		
Certification Rate of Teacher Education Graduates	97.9%	97.9%
Percent of Baccalaureate Graduates Who Are First Generation College Graduates	68%	69%
Percent of Incoming Full-time Undergraduate Transfer Students Who Graduate within Four Years	80%	81%
Percent of Incoming Full-time Undergraduate Transfer Students Who Graduate within Two Years	50%	50%
Persistence Rate of First-time, Full-time, Degree-seeking Transfer Students after One Academic Year (Upper-level Institutions Only)	88.8%	88.8%
A.1.1. Strategy: OPERATIONS SUPPORT Efficiencies:		
Administrative Cost as a Percent of Total Expenditures	17%	17%

3. **Scholarship Match.** Out of the funds appropriated above, funds may be used to provide a match for funds collected by a two dollar per semester credit hour fee for a student endowment scholarship and internship program adopted by student referendum, pursuant to Education Code § 56.242.

UNIVERSITY OF HOUSTON SYSTEM ADMINISTRATION

	For the Years Ending	
	August 31, <u>2008</u>	August 31, <u>2009</u>
Method of Financing:		
General Revenue Fund	<u>\$ 2,602,180</u>	<u>\$ 2,605,268</u>
Total, Method of Financing	<u>\$ 2,602,180</u>	<u>\$ 2,605,268</u>
Items of Appropriation:		
1. Educational and General State Support	\$ 2,602,180	\$ 2,605,268
Grand Total, UNIVERSITY OF HOUSTON SYSTEM ADMINISTRATION	<u>\$ 2,602,180</u>	<u>\$ 2,605,268</u>

This bill pattern represents an estimated 22.6% of this agency's estimated total available funds for the biennium.

Number of Full-Time-Equivalents (FTE)-Appropriated Funds	71.0	71.0
---	------	------

1. **Informational Listing of Appropriated Funds.** The appropriations made above for Educational and General State Support are subject to the special and general provisions of this Act and include the following amounts for the purposes indicated.

UNIVERSITY OF HOUSTON SYSTEM ADMINISTRATION
(Continued)

A. Goal: INSTRUCTION/OPERATIONS		
Provide Instructional and Operations Support.		
A.1.1. Strategy: SYSTEM OFFICE OPERATIONS	\$ 1,761,563	\$ 1,764,651
B. Goal: SPECIAL ITEM SUPPORT		
Provide Special Item Support.		
B.1.1. Strategy: NASA PROGRAMS	\$ 840,617	\$ 840,617
High School Cooperative Education Program w/NASA & Tech Outreach Pgm.		
Grand Total, UNIVERSITY OF HOUSTON SYSTEM ADMINISTRATION	<u>\$ 2,602,180</u>	<u>\$ 2,605,268</u>

Object-of-Expense Informational Listing:		
Salaries and Wages	\$ 1,708,271	\$ 1,708,270
Other Personnel Costs	39,674	39,674
Debt Service	13,618	16,707
Other Operating Expense	840,617	840,617
Total, Object-of-Expense Informational Listing	<u>\$ 2,602,180</u>	<u>\$ 2,605,268</u>

**Estimated Allocations for Employee Benefits and Debt
Service Appropriations Made Elsewhere in this Act:**

<u>Employee Benefits</u>		
Retirement	\$ 363,887	\$ 376,562
Group Insurance	573,884	573,884
Social Security	<u>461,929</u>	<u>478,097</u>
 Subtotal, Employee Benefits	 <u>\$ 1,399,700</u>	 <u>\$ 1,428,543</u>
Total, Estimated Allocations for Employee Benefits and Debt Service Appropriations Made Elsewhere in this Act	<u>\$ 1,399,700</u>	<u>\$ 1,428,543</u>

2. **Governing Board.** Out of the funds appropriated above, an amount not to exceed \$175,000 in each year of the biennium shall be for all expenses associated with the governing board's duties including, but not limited to: travel, entertainment, lodging, and expenses of state employees who provide services for the governing board.

A separate record of the board's expenditures shall be kept and retained in the same manner as the fiscal records of the institution(s) the board governs. No funds may be used for the governing board's expenses except for the specific amounts designated above. Funds appropriated for the governing board's expenses may be used for any other purpose covered by this Act.

UNIVERSITY OF HOUSTON

	For the Years Ending	
	August 31, 2008	August 31, 2009
Method of Financing:		
General Revenue Fund	\$ 159,275,465	\$ 154,134,306
<u>General Revenue Fund - Dedicated</u>		
Estimated Board Authorized Tuition Increases Account No. 704	13,076,590	13,076,590
Estimated Other Educational and General Income Account No. 770	46,056,029	46,263,202
Subtotal, General Revenue Fund - Dedicated	\$ 59,132,619	\$ 59,339,792
Total, Method of Financing	<u>\$ 218,408,084</u>	<u>\$ 213,474,098</u>
Items of Appropriation:		
1. Educational and General State Support	\$ 218,408,084	\$ 213,474,098
Grand Total, UNIVERSITY OF HOUSTON	<u>\$ 218,408,084</u>	<u>\$ 213,474,098</u>

This bill pattern represents an estimated 35.5% of this agency's estimated total available funds for the biennium.

Number of Full-Time-Equivalents (FTE)-Appropriated Funds	3,052.6	3,052.6
---	---------	---------

1. **Informational Listing of Appropriated Funds.** The appropriations made above for Educational and General State Support are subject to the special and general provisions of this Act and include the following amounts for the purposes indicated.

A. Goal: INSTRUCTION/OPERATIONS		
Provide Instructional and Operations Support.		
A.1.1. Strategy: OPERATIONS SUPPORT	\$ 129,351,823	\$ 129,351,823
A.1.2. Strategy: TEACHING EXPERIENCE SUPPLEMENT	\$ 2,913,226	\$ 2,913,226
A.1.3. Strategy: STAFF GROUP INSURANCE PREMIUMS	\$ 4,915,532	\$ 4,964,687
A.1.4. Strategy: WORKERS' COMPENSATION INSURANCE	\$ 491,131	\$ 491,131
A.1.5. Strategy: TEXAS PUBLIC EDUCATION GRANTS	\$ 5,896,015	\$ 5,916,617
A.1.6. Strategy: ORGANIZED ACTIVITIES	\$ 1,354,803	\$ 1,354,803
A.1.7. Strategy: EXCELLENCE FUNDING	\$ 3,999,193	\$ 3,999,193
Total, Goal A: INSTRUCTION/OPERATIONS	<u>\$ 148,921,723</u>	<u>\$ 148,991,480</u>
B. Goal: INFRASTRUCTURE SUPPORT		
Provide Infrastructure Support.		
B.1.1. Strategy: E&G SPACE SUPPORT	\$ 26,398,470	\$ 26,398,470
B.1.2. Strategy: TUITION REVENUE BOND RETIREMENT	\$ 11,879,624	\$ 11,875,874
B.1.3. Strategy: SKILES ACT REVENUE BOND RETIREMENT	\$ 394,215	\$ 394,215
Total, Goal B: INFRASTRUCTURE SUPPORT	<u>\$ 38,672,309</u>	<u>\$ 38,668,559</u>
C. Goal: SPECIAL ITEM SUPPORT		
Provide Special Item Support.		
C.2.1. Strategy: LEARNING AND COMPUTATION CENTER	\$ 1,935,804	\$ 1,935,806
C.2.2. Strategy: SPACE EXPLORATION Houston Partnership for Space Exploration.	\$ 349,986	\$ 349,986
C.2.3. Strategy: COMMERCIAL DEVELOPMENT OF SPACE Center for Commercial Development of Space: Space Vacuum Epitaxy Ctr.	\$ 400,900	\$ 400,902
C.2.4. Strategy: SUPERCONDUCTIVITY CENTER	\$ 3,607,624	\$ 3,607,626
C.2.5. Strategy: COMPETITIVE KNOWLEDGE FUND	\$ 4,099,811	\$ 4,099,810
C.2.6. Strategy: WIND ENERGY ¹	\$ 5,000,000	\$ UB
C.3.1. Strategy: SMALL BUSINESS DEVELOPMENT University of Houston Small Business Development Center.	\$ 2,811,134	\$ 2,811,134

¹ Incorporates Article III, Special Provisions Relating Only to State Agencies of Higher Education, § 54, Special Item Appropriations, of this Act, resulting in an increase in General Revenue Funds of \$5,000,000 for Wind Energy in FY 2008 and unexpended balance authority in FY 2009.

UNIVERSITY OF HOUSTON
(Continued)

C.3.2. Strategy: HEALTH LAW & POLICY INSTITUTE Health Law and Policy Institute.	\$	290,937	\$	290,937
C.3.3. Strategy: CENTER FOR PUBLIC POLICY	\$	249,374	\$	249,376
C.3.4. Strategy: PARTNERSHIPS-SUPPORT PUBLIC SCHOOLS Partnerships to Support Public Schools.	\$	1,369,247	\$	1,369,247
C.4.1. Strategy: INSTITUTIONAL ENHANCEMENT	\$	<u>3,204,306</u>	\$	<u>3,204,306</u>
Total, Goal C: SPECIAL ITEM SUPPORT	\$	<u>23,319,123</u>	\$	<u>18,319,130</u>
D. Goal: RESEARCH DEVELOPMENT FUND				
D.1.1. Strategy: RESEARCH DEVELOPMENT FUND	\$	7,494,929	\$	7,494,929
Grand Total, UNIVERSITY OF HOUSTON	\$	<u>218,408,084</u>	\$	<u>213,474,098</u>

Object-of-Expense Informational Listing:

Salaries and Wages	\$	90,731,537	\$	83,800,771
Other Personnel Costs		2,163,236		2,218,324
Faculty Salaries (Higher Education Only)		75,773,275		77,446,888
Professional Fees and Services		347,006		472,006
Fuels and Lubricants		46,915		170,886
Consumable Supplies		647,299		1,163,577
Utilities		1,450,721		1,954,774
Travel		161,595		200,001
Rent - Building		71,276		73,747
Rent - Machine and Other		442,471		532,695
Debt Service		11,879,624		11,875,874
Other Operating Expense		25,886,185		24,069,790
Client Services		336,213		344,164
Grants		7,024,792		7,742,607
Capital Expenditures		<u>1,445,939</u>		<u>1,407,994</u>
Total, Object-of-Expense Informational Listing	\$	<u>218,408,084</u>	\$	<u>213,474,098</u>

**Estimated Allocations for Employee Benefits and Debt
Service Appropriations Made Elsewhere in this Act:**

Employee Benefits

Retirement	\$	13,329,283	\$	13,797,950
Group Insurance		13,265,538		13,265,538
Social Security		<u>12,722,765</u>		<u>13,168,062</u>
 Subtotal, Employee Benefits	\$	<u>39,317,586</u>	\$	<u>40,231,550</u>
 Total, Estimated Allocations for Employee Benefits and Debt Service Appropriations Made Elsewhere in this Act	\$	<u>39,317,586</u>	\$	<u>40,231,550</u>

2. **Performance Measure Targets.** The following is a listing of the key performance target levels for the University of Houston. It is the intent of the Legislature that appropriations made by this Act be utilized in the most efficient and effective manner possible to achieve the intended mission of the University of Houston. In order to achieve the objectives and service standards established by this Act, the University of Houston shall make every effort to attain the following designated key performance target levels associated with each item of appropriation.

	<u>2008</u>	<u>2009</u>
A. Goal: INSTRUCTION/OPERATIONS		
Outcome (Results/Impact):		
Percent of First-time, Full-time, Degree-seeking Freshmen Who Earn a Baccalaureate Degree within Six Academic Years	43.4%	44.4%
Percent of First-time, Full-time, Degree-seeking Freshmen Who Earn a Baccalaureate Degree within Four Academic Years	16.9%	17.8%
Persistence Rate of First-time, Full-time, Degree-seeking Freshmen Students after One Academic Year	82.2%	82.2%
Certification Rate of Teacher Education Graduates	90%	90%
Percent of Baccalaureate Graduates Who Are First Generation College Graduates	37.1%	37.1%
Percent of Lower Division Courses Taught by Tenured Faculty	42.6%	43%

UNIVERSITY OF HOUSTON
(Continued)

State Licensure Pass Rate of Law Graduates	91%	91%
State Licensure Pass Rate of Engineering Graduates	83%	83%
State Licensure Pass Rate of Pharmacy Graduates	100%	100%
Dollar Value of External or Sponsored Research Funds		
(in Millions)	51.4	51.5
A.1.1. Strategy: OPERATIONS SUPPORT		
Efficiencies:		
Administrative Cost as a Percent of Total Expenditures	7.9%	7.9%

3. **Wind Energy.**² Funds appropriated above to the University of Houston in the amount of \$5 million in General Revenue funds for the Department of Energy Wind Blade Facility are contingent upon the U.S. Department of Energy awarding the Cooperative Research and Development Agreement for the development of a National Large Wind Turbine Research and Testing Facility to the State of Texas.

² Incorporates Article III, Special Provisions Relating Only to State Agencies of Higher Education, § 54, Special Item Appropriations, of this Act, resulting in an increase in General Revenue Funds of \$5,000,000 for Wind Energy in FY 2008 and unexpended balance authority in FY 2009.

UNIVERSITY OF HOUSTON - CLEAR LAKE

	For the Years Ending	
	August 31, 2008	August 31, 2009
Method of Financing:		
General Revenue Fund	\$ 29,633,030	\$ 29,603,007
<u>General Revenue Fund - Dedicated</u>		
Estimated Board Authorized Tuition Increases Account No. 704	2,920,100	2,920,100
Estimated Other Educational and General Income Account No. 770	8,010,861	8,047,135
Subtotal, General Revenue Fund - Dedicated	\$ 10,930,961	\$ 10,967,235
Total, Method of Financing	<u>\$ 40,563,991</u>	<u>\$ 40,570,242</u>
Items of Appropriation:		
1. Educational and General State Support	\$ 40,563,991	\$ 40,570,242
Grand Total, UNIVERSITY OF HOUSTON - CLEAR LAKE	<u>\$ 40,563,991</u>	<u>\$ 40,570,242</u>

This bill pattern represents an estimated 54.5% of this agency's estimated total available funds for the biennium.

Number of Full-Time-Equivalents (FTE)-Appropriated Funds	601.3	601.3
---	-------	-------

1. **Informational Listing of Appropriated Funds.** The appropriations made above for Educational and General State Support are subject to the special and general provisions of this Act and include the following amounts for the purposes indicated.

A. Goal: INSTRUCTION/OPERATIONS		
Provide Instructional and Operations Support.		
A.1.1. Strategy: OPERATIONS SUPPORT	\$ 27,191,580	\$ 27,191,580
A.1.2. Strategy: TEACHING EXPERIENCE SUPPLEMENT	\$ 547,862	\$ 547,862
A.1.3. Strategy: STAFF GROUP INSURANCE PREMIUMS	\$ 892,943	\$ 901,873
A.1.4. Strategy: WORKERS' COMPENSATION INSURANCE	\$ 261,652	\$ 261,652
A.1.5. Strategy: TEXAS PUBLIC EDUCATION GRANTS	\$ 1,036,653	\$ 1,040,101
A.1.6. Strategy: EXCELLENCE FUNDING	\$ 624,405	\$ 624,405
Total, Goal A: INSTRUCTION/OPERATIONS	<u>\$ 30,555,095</u>	<u>\$ 30,567,473</u>
B. Goal: INFRASTRUCTURE SUPPORT		
Provide Infrastructure Support.		
B.1.1. Strategy: E&G SPACE SUPPORT	\$ 3,957,383	\$ 3,957,383
B.1.2. Strategy: TUITION REVENUE BOND RETIREMENT	\$ 3,236,224	\$ 3,230,724

UNIVERSITY OF HOUSTON - CLEAR LAKE
(Continued)

B.1.3. Strategy: SKILES ACT REVENUE BOND RETIREMENT	\$ 97,000	\$ 97,000
Total, Goal B: INFRASTRUCTURE SUPPORT	\$ 7,290,607	\$ 7,285,107
C. Goal: SPECIAL ITEM SUPPORT Provide Special Item Support.		
C.2.1. Strategy: HIGH TECHNOLOGIES LABORATORY	\$ 57,546	\$ 57,546
C.2.2. Strategy: ENVIRONMENTAL STUDIES PARTNERSHIP Houston Partnership for Environmental Studies.	\$ 415,626	\$ 415,626
C.3.1. Strategy: INSTITUTIONAL ENHANCEMENT	\$ 2,138,853	\$ 2,138,226
Total, Goal C: SPECIAL ITEM SUPPORT	\$ 2,612,025	\$ 2,611,398
D. Goal: RESEARCH DEVELOPMENT FUND		
D.1.1. Strategy: RESEARCH DEVELOPMENT FUND	\$ 106,264	\$ 106,264
Grand Total, UNIVERSITY OF HOUSTON - CLEAR LAKE	<u>\$ 40,563,991</u>	<u>\$ 40,570,242</u>
Object-of-Expense Informational Listing:		
Salaries and Wages	\$ 12,781,224	\$ 13,365,122
Other Personnel Costs	365,902	365,960
Faculty Salaries (Higher Education Only)	683,477	682,862
Professional Salaries - Faculty Equivalent (Higher Education Only)	14,177,377	15,088,172
Professional Fees and Services	65,779	60,339
Consumable Supplies	209,592	172,398
Utilities	559,101	277,574
Travel	74,419	64,649
Rent - Machine and Other	108,336	86,199
Debt Service	3,236,224	3,230,724
Other Operating Expense	3,062,766	2,933,877
Grants	5,170,108	4,242,366
Capital Expenditures	<u>69,686</u>	<u>0</u>
Total, Object-of-Expense Informational Listing	<u>\$ 40,563,991</u>	<u>\$ 40,570,242</u>
Estimated Allocations for Employee Benefits and Debt Service Appropriations Made Elsewhere in this Act:		
<u>Employee Benefits</u>		
Retirement	\$ 2,469,317	\$ 2,556,726
Group Insurance	2,485,893	2,485,893
Social Security	<u>2,485,306</u>	<u>2,572,291</u>
Subtotal, Employee Benefits	\$ 7,440,516	\$ 7,614,910
Total, Estimated Allocations for Employee Benefits and Debt Service Appropriations Made Elsewhere in this Act	<u>\$ 7,440,516</u>	<u>\$ 7,614,910</u>

2. **Performance Measure Targets.** The following is a listing of the key performance target levels for the University of Houston - Clear Lake. It is the intent of the Legislature that appropriations made by this Act be utilized in the most efficient and effective manner possible to achieve the intended mission of the University of Houston - Clear Lake. In order to achieve the objectives and service standards established by this Act, the University of Houston - Clear Lake shall make every effort to attain the following designated key performance target levels associated with each item of appropriation.

	<u>2008</u>	<u>2009</u>
A. Goal: INSTRUCTION/OPERATIONS		
Outcome (Results/Impact):		
Certification Rate of Teacher Education Graduates	93.2%	93.2%
Percent of Baccalaureate Graduates Who Are First Generation College Graduates	55.5%	55.5%
Dollar Value of External or Sponsored Research Funds (in Millions)	1.2	1.2
Percent of Incoming Full-time Undergraduate Transfer Students Who Graduate within Four Years	80.5%	80.5%

UNIVERSITY OF HOUSTON - CLEAR LAKE
(Continued)

Percent of Incoming Full-time Undergraduate Transfer Students Who Graduate within Two Years	32.3%	31.2%
Persistence Rate of First-time, Full-time, Degree-seeking Transfer Students after One Academic Year (Upper-level Institutions Only)	85.5%	85.8%
A.1.1. Strategy: OPERATIONS SUPPORT Efficiencies:		
Administrative Cost as a Percent of Total Expenditures	15%	15%

UNIVERSITY OF HOUSTON - DOWNTOWN

	For the Years Ending	
	August 31, 2008	August 31, 2009
Method of Financing:		
General Revenue Fund	\$ 28,668,957	\$ 28,642,161
<u>General Revenue Fund - Dedicated</u>		
Estimated Board Authorized Tuition Increases Account No. 704	70,245	70,245
Estimated Other Educational and General Income Account No. 770	13,090,419	13,128,332
Subtotal, General Revenue Fund - Dedicated	\$ 13,160,664	\$ 13,198,577
Total, Method of Financing	<u>\$ 41,829,621</u>	<u>\$ 41,840,738</u>
Items of Appropriation:		
1. Educational and General State Support	\$ 41,829,621	\$ 41,840,738
Grand Total, UNIVERSITY OF HOUSTON - DOWNTOWN	<u>\$ 41,829,621</u>	<u>\$ 41,840,738</u>
This bill pattern represents an estimated 44.7% of this agency's estimated total available funds for the biennium.		
Number of Full-Time-Equivalents (FTE)-Appropriated Funds		
	582.7	582.7

1. **Informational Listing of Appropriated Funds.** The appropriations made above for Educational and General State Support are subject to the special and general provisions of this Act and include the following amounts for the purposes indicated.

A. Goal: INSTRUCTION/OPERATIONS		
Provide Instructional and Operations Support.		
A.1.1. Strategy: OPERATIONS SUPPORT	\$ 22,777,200	\$ 22,777,200
A.1.2. Strategy: TEACHING EXPERIENCE SUPPLEMENT	\$ 1,203,488	\$ 1,203,488
A.1.3. Strategy: STAFF GROUP INSURANCE PREMIUMS	\$ 988,630	\$ 998,517
A.1.4. Strategy: WORKERS' COMPENSATION INSURANCE	\$ 211,935	\$ 211,935
A.1.5. Strategy: TEXAS PUBLIC EDUCATION GRANTS	\$ 1,630,657	\$ 1,635,210
A.1.6. Strategy: EXCELLENCE FUNDING	\$ 883,159	\$ 883,159
Total, Goal A: INSTRUCTION/OPERATIONS	<u>\$ 27,695,069</u>	<u>\$ 27,709,509</u>
B. Goal: INFRASTRUCTURE SUPPORT		
Provide Infrastructure Support.		
B.1.1. Strategy: E&G SPACE SUPPORT	\$ 5,141,021	\$ 5,141,021
B.1.2. Strategy: TUITION REVENUE BOND RETIREMENT	\$ 6,253,196	\$ 6,249,872
B.1.3. Strategy: SKILES ACT REVENUE BOND RETIREMENT	\$ 151,135	\$ 151,135
Total, Goal B: INFRASTRUCTURE SUPPORT	<u>\$ 11,545,352</u>	<u>\$ 11,542,028</u>
C. Goal: SPECIAL ITEM SUPPORT		
Provide Special Item Support.		
C.3.1. Strategy: COMMUNITY DEVELOPMENT PROJECT	\$ 382,500	\$ 382,500

UNIVERSITY OF HOUSTON - DOWNTOWN
(Continued)

C.4.1. Strategy: INSTITUTIONAL ENHANCEMENT	\$ 2,119,775	\$ 2,119,776
Total, Goal C: SPECIAL ITEM SUPPORT	\$ 2,502,275	\$ 2,502,276
D. Goal: RESEARCH DEVELOPMENT FUND		
D.1.1. Strategy: RESEARCH DEVELOPMENT FUND	\$ 86,925	\$ 86,925
Grand Total, UNIVERSITY OF HOUSTON - DOWNTOWN	\$ 41,829,621	\$ 41,840,738
Object-of-Expense Informational Listing:		
Salaries and Wages	\$ 12,082,050	\$ 13,146,879
Other Personnel Costs	8,912	3,983
Faculty Salaries (Higher Education Only)	14,348,667	15,185,939
Professional Fees and Services	382,500	382,500
Debt Service	6,253,196	6,249,872
Other Operating Expense	2,984,772	2,996,797
Grants	5,769,524	3,874,768
Total, Object-of-Expense Informational Listing	\$ 41,829,621	\$ 41,840,738
Estimated Allocations for Employee Benefits and Debt Service Appropriations Made Elsewhere in this Act:		
Employee Benefits		
Retirement	\$ 2,019,899	\$ 2,091,819
Group Insurance	2,054,446	2,054,446
Social Security	2,242,416	2,320,901
Subtotal, Employee Benefits	\$ 6,316,761	\$ 6,467,166
Total, Estimated Allocations for Employee Benefits and Debt Service Appropriations Made Elsewhere in this Act	\$ 6,316,761	\$ 6,467,166

2. **Performance Measure Targets.** The following is a listing of the key performance target levels for the University of Houston - Downtown. It is the intent of the Legislature that appropriations made by this Act be utilized in the most efficient and effective manner possible to achieve the intended mission of the University of Houston - Downtown. In order to achieve the objectives and service standards established by this Act, the University of Houston - Downtown shall make every effort to attain the following designated key performance target levels associated with each item of appropriation.

	2008	2009
A. Goal: INSTRUCTION/OPERATIONS		
Outcome (Results/Impact):		
Percent of First-time, Full-time, Degree-seeking Freshmen Who Earn a Baccalaureate Degree within Six Academic Years	19.2%	19.2%
Percent of First-time, Full-time, Degree-seeking Freshmen Who Earn a Baccalaureate Degree within Four Academic Years	5.18%	6.18%
Persistence Rate of First-time, Full-time, Degree-seeking Freshmen Students after One Academic Year	68.08%	70.58%
Certification Rate of Teacher Education Graduates	96.5%	96.5%
Percent of Baccalaureate Graduates Who Are First Generation College Graduates	65%	65%
Percent of Lower Division Courses Taught by Tenured Faculty	41.6%	41.6%
Dollar Value of External or Sponsored Research Funds (in Millions)	.9	.9
A.1.1. Strategy: OPERATIONS SUPPORT		
Efficiencies:		
Administrative Cost as a Percent of Total Expenditures	16.8%	16.8%

UNIVERSITY OF HOUSTON - VICTORIA

	For the Years Ending	
	August 31, 2008	August 31, 2009
Method of Financing:		
General Revenue Fund	\$ 16,631,225	\$ 15,525,679
<u>General Revenue Fund - Dedicated</u>		
Estimated Board Authorized Tuition Increases Account No. 704	939,581	939,581
Estimated Other Educational and General Income Account No. 770	2,168,412	2,170,939
Subtotal, General Revenue Fund - Dedicated	\$ 3,107,993	\$ 3,110,520
Total, Method of Financing	<u>\$ 19,739,218</u>	<u>\$ 18,636,199</u>
Items of Appropriation:		
1. Educational and General State Support	\$ 19,739,218	\$ 18,636,199
Grand Total, UNIVERSITY OF HOUSTON - VICTORIA	<u>\$ 19,739,218</u>	<u>\$ 18,636,199</u>
This bill pattern represents an estimated 71.7% of this agency's estimated total available funds for the biennium.		
Number of Full-Time-Equivalents (FTE)-Appropriated Funds		
	268.0	268.0
1. Informational Listing of Appropriated Funds. The appropriations made above for Educational and General State Support are subject to the special and general provisions of this Act and include the following amounts for the purposes indicated.		
A. Goal: INSTRUCTION/OPERATIONS		
Provide Instructional and Operations Support.		
A.1.1. Strategy: OPERATIONS SUPPORT	\$ 8,308,223	\$ 8,308,223
A.1.2. Strategy: TEACHING EXPERIENCE SUPPLEMENT	\$ 260,090	\$ 260,090
A.1.3. Strategy: STAFF GROUP INSURANCE PREMIUMS	\$ 295,403	\$ 298,357
A.1.4. Strategy: WORKERS' COMPENSATION INSURANCE	\$ 86,396	\$ 86,396
A.1.5. Strategy: TEXAS PUBLIC EDUCATION GRANTS	\$ 500,023	\$ 500,436
A.1.6. Strategy: EXCELLENCE FUNDING	\$ 255,301	\$ 255,301
Total, Goal A: INSTRUCTION/OPERATIONS	<u>\$ 9,705,436</u>	<u>\$ 9,708,803</u>
B. Goal: INFRASTRUCTURE SUPPORT		
Provide Infrastructure Support.		
B.1.1. Strategy: E&G SPACE SUPPORT	\$ 2,184,310	\$ 2,184,310
B.1.2. Strategy: TUITION REVENUE BOND RETIREMENT	\$ 4,540,410	\$ 4,534,024
B.1.3. Strategy: SKILES ACT REVENUE BOND RETIREMENT	\$ 35,850	\$ 35,850
Total, Goal B: INFRASTRUCTURE SUPPORT	<u>\$ 6,760,570</u>	<u>\$ 6,754,184</u>
C. Goal: SPECIAL ITEM SUPPORT		
Provide Special Item Support.		
C.1.1. Strategy: MASTER'S DEGREE IN NURSING ¹	\$ 1,100,000	\$ 0
C.2.1. Strategy: CENTER FOR REGIONAL OUTREACH CENTER Center for Regional Outreach.	\$ 249,375	\$ 249,375
C.2.2. Strategy: SMALL BUSINESS DEVELOPMENT CENTER	\$ 195,500	\$ 195,500
C.3.1. Strategy: INSTITUTIONAL ENHANCEMENT	\$ 1,727,500	\$ 1,727,500
Total, Goal C: SPECIAL ITEM SUPPORT	<u>\$ 3,272,375</u>	<u>\$ 2,172,375</u>
D. Goal: RESEARCH DEVELOPMENT FUND		
D.1.1. Strategy: RESEARCH DEVELOPMENT FUND	\$ 837	\$ 837
Grand Total, UNIVERSITY OF HOUSTON - VICTORIA	<u>\$ 19,739,218</u>	<u>\$ 18,636,199</u>

¹ Incorporates Article III, Special Provisions Relating Only to State Agencies of Higher Education, § 54, Special Item Appropriations, of this Act, resulting in General Revenue Funds of \$1,100,000 for Master's Degree in Nursing in FY 2008 and unexpended balance authority in FY 2009.

UNIVERSITY OF HOUSTON - VICTORIA
(Continued)

Object-of-Expense Informational Listing:

Salaries and Wages	\$ 5,752,688	\$ 6,659,570
Other Personnel Costs	27,738	18,568
Faculty Salaries (Higher Education Only)	4,260,527	4,113,864
Debt Service	4,576,260	4,569,874
Other Operating Expense	2,657,511	1,557,440
Grants	2,464,494	1,716,883
Total, Object-of-Expense Informational Listing	\$ 19,739,218	\$ 18,636,199

Estimated Allocations for Employee Benefits and Debt Service Appropriations Made Elsewhere in this Act:

Employee Benefits

Retirement	\$ 919,683	\$ 952,760
Group Insurance	1,254,405	1,254,405
Social Security	<u>988,933</u>	<u>1,023,546</u>
Subtotal, Employee Benefits	<u>\$ 3,163,021</u>	<u>\$ 3,230,711</u>

Total, Estimated Allocations for Employee Benefits and Debt Service Appropriations Made Elsewhere in this Act

\$ 3,163,021 \$ 3,230,711

2. **Performance Measure Targets.** The following is a listing of the key performance target levels for the University of Houston - Victoria. It is the intent of the Legislature that appropriations made by this Act be utilized in the most efficient and effective manner possible to achieve the intended mission of the University of Houston - Victoria. In order to achieve the objectives and service standards established by this Act, the University of Houston - Victoria shall make every effort to attain the following designated key performance target levels associated with each item of appropriation.

	<u>2008</u>	<u>2009</u>
A. Goal: INSTRUCTION/OPERATIONS		
Outcome (Results/Impact):		
Certification Rate of Teacher Education Graduates	87.8%	87.8%
Percentage of Baccalaureate Graduates Who Are First Generation College Graduates	42%	42%
Percent of Incoming Full-time Undergraduate Transfer Students Who Graduate within Four Years	75%	75%
Percent of Incoming Full-time Undergraduate Transfer Students Who Graduate within Two Years	31.6%	32.6%
Persistence Rate of First-time, Full-time, Degree-seeking Other Transfer Students after One Academic Year (Upper-level Institutions Only)	83%	83%
A.1.1. Strategy: OPERATIONS SUPPORT		
Efficiencies:		
Administrative Cost as a Percent of Total Expenditures	12%	12%

MIDWESTERN STATE UNIVERSITY

	For the Years Ending	
	August 31, <u>2008</u>	August 31, <u>2009</u>
Method of Financing:		
General Revenue Fund	\$ 18,871,689	\$ 19,174,314
<u>General Revenue Fund - Dedicated</u>		
Midwestern University Special Mineral Account No 412	4,000	4,000
Estimated Board Authorized Tuition Increases Account No. 704	282,000	282,000
Estimated Other Educational and General Income Account No. 770	7,529,421	7,581,486
Subtotal, General Revenue Fund - Dedicated	<u>\$ 7,815,421</u>	<u>\$ 7,867,486</u>
Total, Method of Financing	<u>\$ 26,687,110</u>	<u>\$ 27,041,800</u>
Items of Appropriation:		
1. Educational and General State Support	\$ 26,687,110	\$ 27,041,800
Grand Total, MIDWESTERN STATE UNIVERSITY	<u>\$ 26,687,110</u>	<u>\$ 27,041,800</u>

MIDWESTERN STATE UNIVERSITY
(Continued)

This bill pattern represents an estimated 43.8% of this agency's estimated total available funds for the biennium.

Number of Full-Time-Equivalents (FTE)-
Appropriated Funds 483.7 483.7

1. **Informational Listing of Appropriated Funds.** The appropriations made above for Educational and General State Support are subject to the special and general provisions of this Act and include the following amounts for the purposes indicated.

A. Goal: INSTRUCTION/OPERATIONS		
Provide Instructional and Operations Support.		
A.1.1. Strategy: OPERATIONS SUPPORT	\$ 15,775,955	\$ 15,775,955
A.1.2. Strategy: TEACHING EXPERIENCE SUPPLEMENT	\$ 806,830	\$ 806,830
A.1.3. Strategy: STAFF GROUP INSURANCE PREMIUMS	\$ 844,564	\$ 853,010
A.1.4. Strategy: WORKERS' COMPENSATION INSURANCE	\$ 118,472	\$ 121,528
A.1.5. Strategy: TEXAS PUBLIC EDUCATION GRANTS	\$ 1,131,809	\$ 1,139,249
A.1.6. Strategy: FORMULA HOLD HARMLESS	\$ 392,800	\$ 392,800
A.1.7. Strategy: EXCELLENCE FUNDING	\$ 137,940	\$ 155,440
Total, Goal A: INSTRUCTION/OPERATIONS	<u>\$ 19,208,370</u>	<u>\$ 19,244,812</u>

B. Goal: INFRASTRUCTURE SUPPORT		
Provide Infrastructure Support.		
B.1.1. Strategy: E&G SPACE SUPPORT	\$ 3,036,304	\$ 3,036,304
B.1.2. Strategy: TUITION REVENUE BOND RETIREMENT	\$ 1,853,761	\$ 2,274,064
Total, Goal B: INFRASTRUCTURE SUPPORT	<u>\$ 4,890,065</u>	<u>\$ 5,310,368</u>

C. Goal: SPECIAL ITEM SUPPORT		
Provide Special Item Support.		
C.1.1. Strategy: SMALL BUSINESS DEVELOPMENT CENTER	\$ 123,399	\$ 123,399
C.2.1. Strategy: INSTITUTIONAL ENHANCEMENT	\$ 2,448,430	\$ 2,346,375
Total, Goal C: SPECIAL ITEM SUPPORT	<u>\$ 2,571,829</u>	<u>\$ 2,469,774</u>

D. Goal: RESEARCH DEVELOPMENT FUND		
D.1.1. Strategy: RESEARCH DEVELOPMENT FUND	\$ 16,846	\$ 16,846
Grand Total, MIDWESTERN STATE UNIVERSITY	<u>\$ 26,687,110</u>	<u>\$ 27,041,800</u>

Object-of-Expense Informational Listing:		
Salaries and Wages	\$ 8,766,782	\$ 8,616,484
Other Personnel Costs	384,397	347,940
Faculty Salaries (Higher Education Only)	12,601,396	13,183,950
Professional Fees and Services	27,074	0
Debt Service	1,853,761	2,274,064
Other Operating Expense	3,045,609	2,602,987
Grants	8,091	16,375
Total, Object-of-Expense Informational Listing	<u>\$ 26,687,110</u>	<u>\$ 27,041,800</u>

Estimated Allocations for Employee Benefits and Debt Service Appropriations Made Elsewhere in this Act:

<u>Employee Benefits</u>		
Retirement	\$ 1,541,524	\$ 1,594,508
Group Insurance	2,438,445	2,438,445
Social Security	<u>1,722,407</u>	<u>1,782,692</u>
Subtotal, Employee Benefits	<u>\$ 5,702,376</u>	<u>\$ 5,815,645</u>
Total, Estimated Allocations for Employee Benefits and Debt Service Appropriations Made Elsewhere in this Act	<u>\$ 5,702,376</u>	<u>\$ 5,815,645</u>

2. **Performance Measure Targets.** The following is a listing of the key performance target levels for the Midwestern State University. It is the intent of the Legislature that appropriations made by

MIDWESTERN STATE UNIVERSITY
(Continued)

this Act be utilized in the most efficient and effective manner possible to achieve the intended mission of the Midwestern State University. In order to achieve the objectives and service standards established by this Act, the Midwestern State University shall make every effort to attain the following designated key performance target levels associated with each item of appropriation.

	<u>2008</u>	<u>2009</u>
A. Goal: INSTRUCTION/OPERATIONS		
Outcome (Results/Impact):		
Percent of First-time, Full-time, Degree-seeking Freshmen Who Earn a Baccalaureate Degree within Six Academic Years	39.1%	39.1%
Percent of First-time, Full-time, Degree-seeking Freshmen Who Earn a Baccalaureate Degree within Four Academic Years	11.4%	12.4%
Persistence Rate of First-time, Full-time, Degree-seeking Freshmen Students after One Academic Year	67.3%	67.3%
Certification Rate of Teacher Education Graduates	99.1%	99.1%
Percent of Baccalaureate Graduates Who Are First Generation College Graduates	62.7%	62.7%
Percent of Lower Division Courses Taught by Tenured Faculty	58.42%	59.05%
State Licensure Pass Rate of Nursing Graduates	92.83%	92.88%
A.1.1. Strategy: OPERATIONS SUPPORT		
Efficiencies:		
Administrative Cost as a Percent of Total Expenditures	7.5%	7.5%

3. **Governing Board.** Out of the funds appropriated above, an amount not to exceed \$35,000 in each year of the biennium shall be for all expenses associated with the governing board's duties including, but not limited to: travel, entertainment, lodging, and expenses of state employees who provide services for the governing board.

A separate record of the board's expenditures shall be kept and retained in the same manner as the fiscal records of the institution(s) the board governs. No funds may be used for the governing board's expenses except for the specific amounts designated above. Funds appropriated for the governing board's expenses may be used for any other purpose covered by this Act.

4. **Appropriation of Special Mineral Fund.** The balance of funds on hand for the year ending August 31, 2007 (estimated to be \$0), in the Midwestern State University Special Mineral Fund No. 412 and any income during the biennium beginning September 1, 2007, deposited to that fund are appropriated in the funds above to Midwestern State University for the general operations of the university. Mineral Funds are estimated to be \$4,000 in fiscal year 2008 and \$4,000 in fiscal year 2009.

UNIVERSITY OF NORTH TEXAS SYSTEM ADMINISTRATION

	For the Years Ending	
	August 31, <u>2008</u>	August 31, <u>2009</u>
Method of Financing:		
General Revenue Fund	\$ <u>7,553,109</u>	\$ <u>9,662,719</u>
Total, Method of Financing	<u>\$ 7,553,109</u>	<u>\$ 9,662,719</u>
Items of Appropriation:		
1. Educational and General State Support	\$ 7,553,109	\$ 9,662,719
Grand Total, UNIVERSITY OF NORTH TEXAS SYSTEM ADMINISTRATION	<u>\$ 7,553,109</u>	<u>\$ 9,662,719</u>

This bill pattern represents an estimated 50.2% of this agency's estimated total available funds for the biennium.

UNIVERSITY OF NORTH TEXAS SYSTEM ADMINISTRATION
(Continued)

Number of Full-Time-Equivalents (FTE)-
Appropriated Funds 188.8 188.8

1. **Informational Listing of Appropriated Funds.** The appropriations made above for Educational and General State Support are subject to the special and general provisions of this Act and include the following amounts for the purposes indicated.

A. **Goal:** INSTRUCTION/OPERATIONS
Provide Instructional and Operations Support.
A.1.1. **Strategy:** SYSTEM OFFICE OPERATIONS \$ 82,845 \$ 82,846

B. **Goal:** INFRASTRUCTURE SUPPORT
Provide Infrastructure Support.
B.1.1. **Strategy:** TUITION REVENUE BOND RETIREMENT \$ 1,676,413 \$ 3,786,021

C. **Goal:** SPECIAL ITEM SUPPORT
Provide Special Item Support.
C.1.1. **Strategy:** UNT SYSTEM CENTER AT DALLAS \$ 5,119,146 \$ 5,119,147
C.1.2. **Strategy:** N. TEXAS AREA UNIV FEDERATION \$ 674,705 \$ 674,705
North Texas Area Universities Federation of
North Texas Universities.

Total, Goal C: SPECIAL ITEM SUPPORT \$ 5,793,851 \$ 5,793,852

Grand Total, UNIVERSITY OF NORTH TEXAS
SYSTEM ADMINISTRATION \$ 7,553,109 \$ 9,662,719

Object-of-Expense Informational Listing:
Salaries and Wages \$ 1,998,177 \$ 1,998,178
Faculty Salaries (Higher Education Only) 2,551,656 2,551,656
Professional Fees and Services 18,713 18,714
Consumable Supplies 1,979 1,979
Utilities 122,748 122,748
Rent - Building 548,246 548,246
Rent - Machine and Other 234,484 234,484
Debt Service 1,676,413 3,786,021
Other Operating Expense 372,546 372,546
Capital Expenditures 28,147 28,147

Total, Object-of-Expense Informational Listing \$ 7,553,109 \$ 9,662,719

Estimated Allocations for Employee Benefits and Debt
Service Appropriations Made Elsewhere in this Act:

Employee Benefits
Retirement \$ 280,528 \$ 290,605
Group Insurance 497,486 497,486
Social Security 324,996 336,370

Subtotal, Employee Benefits \$ 1,103,010 \$ 1,124,461

Total, Estimated Allocations for Employee
Benefits and Debt Service Appropriations Made
Elsewhere in this Act \$ 1,103,010 \$ 1,124,461

2. **Governing Board.** Out of the funds appropriated above, an amount not to exceed \$53,000 in each year of the biennium shall be for all expenses associated with the governing board's duties including, but not limited to: travel, entertainment, lodging, and expenses of state employees who provide services for the governing board.

A separate record of the board's expenditures shall be kept and retained in the same manner as the fiscal records of the institution(s) the board governs. No funds may be used for the governing board's expenses except for the specific amounts designated above. Funds appropriated for the governing board's expenses may be used for any other purpose covered by this Act.

UNIVERSITY OF NORTH TEXAS SYSTEM ADMINISTRATION
(Continued)

3. **Federation of North Texas Area Universities.** The Comptroller of Public Accounts shall pay all warrants drawn on the identified strategy of the Federation of North Texas Area Universities for expenses incurred on federation business regardless of which member institution of the federation the payee is an employee.
4. **Courses Offered at the University of North Texas System Center at Dallas.** The University of North Texas System shall use an amount not to exceed \$500,000 annually from funds received for instruction at the University of North Texas and the University of North Texas System Center at Dallas to support additional course offerings at the System Center. Such additional course offerings shall include increases in the number of courses offered during normal business hours and additional sections of courses required for completion of specific degrees offered at the System Center.
5. **Faculty at the University of North Texas System Center at Dallas.** Out of the funds appropriated above in Strategy C.1.1, UNT System Center at Dallas, the University of North Texas System shall use an amount not to exceed \$3,000,000 for the biennium to continue to support up to 14 faculty and appropriate staff to support course offerings at the University of North Texas System Center at Dallas added by Rider 5, page III-124, Senate Bill 1, 79th Legislative Regular Session. The 14 faculty lines shall be based at the System Center but may offer instruction at any institution in the University of North Texas System.
6. **Universities Center at Dallas Operating Costs.** Out of funds appropriated above in Strategy C.1.2, North Texas Area Universities Federation, \$100,000 each year will be used for operating costs of the Universities Center at Dallas.

UNIVERSITY OF NORTH TEXAS

	For the Years Ending	
	August 31, 2008	August 31, 2009
Method of Financing:		
General Revenue Fund	\$ 105,760,564	\$ 105,625,491
<u>General Revenue Fund - Dedicated</u>		
Estimated Board Authorized Tuition Increases Account No. 704	4,629,413	4,629,413
Estimated Other Educational and General Income Account No. 770	46,129,751	46,351,055
Subtotal, General Revenue Fund - Dedicated	\$ 50,759,164	\$ 50,980,468
Total, Method of Financing	<u>\$ 156,519,728</u>	<u>\$ 156,605,959</u>
Items of Appropriation:		
1. Educational and General State Support	\$ 156,519,728	\$ 156,605,959
Grand Total, UNIVERSITY OF NORTH TEXAS	<u>\$ 156,519,728</u>	<u>\$ 156,605,959</u>

This bill pattern represents an estimated 39.8% of this agency's estimated total available funds for the biennium.

Number of Full-Time-Equivalents (FTE)-Appropriated Funds	3,005.1	3,005.1
---	---------	---------

1. **Informational Listing of Appropriated Funds.** The appropriations made above for Educational and General State Support are subject to the special and general provisions of this Act and include the following amounts for the purposes indicated.
- A. Goal: INSTRUCTION/OPERATIONS**
Provide Instructional and Operations Support.
- | | | |
|---|----------------|----------------|
| A.1.1. Strategy: OPERATIONS SUPPORT | \$ 102,704,008 | \$ 102,704,008 |
| A.1.2. Strategy: TEACHING EXPERIENCE SUPPLEMENT | \$ 3,190,027 | \$ 3,190,027 |
| A.1.3. Strategy: STAFF GROUP INSURANCE PREMIUMS | \$ 5,603,062 | \$ 5,659,093 |
| A.1.4. Strategy: WORKERS' COMPENSATION INSURANCE | \$ 398,850 | \$ 398,850 |
| A.1.5. Strategy: TEXAS PUBLIC EDUCATION GRANTS | \$ 6,175,035 | \$ 6,201,727 |

UNIVERSITY OF NORTH TEXAS
(Continued)

A.1.6. Strategy: ORGANIZED ACTIVITIES	\$ 338,042	\$ 338,042
A.1.7. Strategy: EXCELLENCE FUNDING	\$ 877,152	\$ 877,152
Total, Goal A: INSTRUCTION/OPERATIONS	\$ 119,286,176	\$ 119,368,899
B. Goal: INFRASTRUCTURE SUPPORT		
Provide Infrastructure Support.		
B.1.1. Strategy: E&G SPACE SUPPORT	\$ 19,471,618	\$ 19,471,618
B.1.2. Strategy: TUITION REVENUE BOND RETIREMENT	\$ 9,881,955	\$ 9,885,469
B.1.3. Strategy: SKILES ACT REVENUE BOND RETIREMENT	\$ 396,672	\$ 396,672
Total, Goal B: INFRASTRUCTURE SUPPORT	\$ 29,750,245	\$ 29,753,759
C. Goal: SPECIAL ITEM SUPPORT		
Provide Special Item Support.		
C.1.1. Strategy: TEXAS ACADEMY OF MATH AND SCIENCE	\$ 1,420,324	\$ 1,420,323
C.2.1. Strategy: INSTITUTE OF APPLIED SCIENCES	\$ 58,428	\$ 58,426
C.3.1. Strategy: EMERGENCY MANAGEMENT CENTER Center for Studies in Emergency Management.	\$ 46,923	\$ 46,922
C.3.2. Strategy: ED CENTER FOR VOLUNTEERISM	\$ 80,820	\$ 80,820
C.4.1. Strategy: INSTITUTIONAL ENHANCEMENT	\$ 4,019,582	\$ 4,019,580
Total, Goal C: SPECIAL ITEM SUPPORT	\$ 5,626,077	\$ 5,626,071
D. Goal: RESEARCH DEVELOPMENT FUND		
D.1.1. Strategy: RESEARCH DEVELOPMENT FUND	\$ 1,857,230	\$ 1,857,230
Grand Total, UNIVERSITY OF NORTH TEXAS	\$ 156,519,728	\$ 156,605,959
Object-of-Expense Informational Listing:		
Salaries and Wages	\$ 28,455,752	\$ 20,284,836
Other Personnel Costs	1,762,571	1,731,459
Faculty Salaries (Higher Education Only)	69,995,004	76,357,247
Professional Fees and Services	98,662	99,366
Fuels and Lubricants	151,502	151,505
Consumable Supplies	249,010	250,647
Utilities	9,069,140	9,084,379
Travel	36,777	37,134
Rent - Building	2,072	2,074
Rent - Machine and Other	142,472	144,096
Debt Service	10,278,627	10,282,141
Other Operating Expense	19,455,020	18,473,476
Client Services	7,146,868	7,174,015
Grants	8,532,141	11,382,549
Capital Expenditures	1,144,110	1,151,035
Total, Object-of-Expense Informational Listing	\$ 156,519,728	\$ 156,605,959
Estimated Allocations for Employee Benefits and Debt Service Appropriations Made Elsewhere in this Act:		
<u>Employee Benefits</u>		
Retirement	\$ 9,327,812	\$ 9,657,401
Group Insurance	12,615,865	12,615,865
Social Security	10,239,400	10,597,779
Subtotal, Employee Benefits	\$ 32,183,077	\$ 32,871,045
<u>Debt Service</u>		
Lease Payments	\$ 20,913	\$ 21,056
Total, Estimated Allocations for Employee Benefits and Debt Service Appropriations Made Elsewhere in this Act	\$ 32,203,990	\$ 32,892,101

2. **Performance Measure Targets.** The following is a listing of the key performance target levels for the University of North Texas. It is the intent of the Legislature that appropriations made by this Act be utilized in the most efficient and effective manner possible to achieve the intended mission of the University of North Texas. In order to achieve the objectives and service standards

UNIVERSITY OF NORTH TEXAS
(Continued)

established by this Act, the University of North Texas shall make every effort to attain the following designated key performance target levels associated with each item of appropriation.

	2008	2009
A. Goal: INSTRUCTION/OPERATIONS		
Outcome (Results/Impact):		
Percent of First-time, Full-time, Degree-seeking Freshmen Who Earn a Baccalaureate Degree within Six Academic Years	47%	48%
Percent of First-time, Full-time, Degree-seeking Freshmen Who Earn a Baccalaureate Degree within Four Academic Years	19%	20%
Persistence Rate of First-time, Full-time, Degree-seeking Freshmen Students after One Academic Year	78%	79%
Certification Rate of Teacher Education Graduates	99%	99%
Percent of Baccalaureate Graduates Who Are First Generation College Graduates	50%	50%
Percent of Lower Division Courses Taught by Tenured Faculty	28.5%	28.5%
Dollar Value of External or Sponsored Research Funds (in Millions)	14.5	14.5
A.1.1. Strategy: OPERATIONS SUPPORT		
Efficiencies:		
Administrative Cost as a Percent of Total Expenditures	7.5%	7.5%
3. Academic or Policy Research Program. The Board of Regents of the University of North Texas is hereby authorized to use available funds or to enter into contracts, accept grants or matching grants for the purpose of establishing an academic or policy research program in conjunction with the Federal Emergency Management Agency (FEMA).		
4. Texas Academy of Mathematics and Science. Notwithstanding any other provision of this Act, the University of North Texas may not transfer money appropriated under Strategy C.1.1, for the purpose of funding the Texas Academy of Mathematics and Science, for another purpose.		

STEPHEN F. AUSTIN STATE UNIVERSITY

	For the Years Ending	
	August 31, 2008	August 31, 2009
Method of Financing:		
General Revenue Fund	\$ 43,677,367	\$ 43,685,586
<u>General Revenue Fund - Dedicated</u>		
Estimated Board Authorized Tuition Increases Account No. 704	856,180	856,180
Estimated Other Educational and General Income Account No. 770	15,810,427	15,823,621
Subtotal, General Revenue Fund - Dedicated	\$ 16,666,607	\$ 16,679,801
Total, Method of Financing	<u>\$ 60,343,974</u>	<u>\$ 60,365,387</u>
Items of Appropriation:		
1. Educational and General State Support	\$ 60,343,974	\$ 60,365,387
 Grand Total, STEPHEN F. AUSTIN STATE UNIVERSITY	 <u>\$ 60,343,974</u>	 <u>\$ 60,365,387</u>

This bill pattern represents an estimated 44.8% of this agency's estimated total available funds for the biennium.

Number of Full-Time-Equivalents (FTE)-Appropriated Funds	1,051.0	1,051.0
1. Informational Listing of Appropriated Funds. The appropriations made above for Educational and General State Support are subject to the special and general provisions of this Act and include the following amounts for the purposes indicated.		

STEPHEN F. AUSTIN STATE UNIVERSITY
(Continued)

A. Goal: INSTRUCTION/OPERATIONS		
Provide Instructional and Operations Support.		
A.1.1. Strategy: OPERATIONS SUPPORT	\$ 32,920,227	\$ 32,920,227
A.1.2. Strategy: TEACHING EXPERIENCE SUPPLEMENT	\$ 1,721,274	\$ 1,721,274
A.1.3. Strategy: STAFF GROUP INSURANCE PREMIUMS	\$ 1,895,775	\$ 1,914,733
A.1.4. Strategy: TEXAS PUBLIC EDUCATION GRANTS	\$ 2,393,501	\$ 2,395,421
A.1.5. Strategy: ORGANIZED ACTIVITIES	\$ 610,463	\$ 610,463
A.1.6. Strategy: EXCELLENCE FUNDING	\$ 334,234	\$ 334,234
Total, Goal A: INSTRUCTION/OPERATIONS	<u>\$ 39,875,474</u>	<u>\$ 39,896,352</u>
B. Goal: INFRASTRUCTURE SUPPORT		
Provide Infrastructure Support.		
B.1.1. Strategy: E&G SPACE SUPPORT	\$ 6,800,898	\$ 6,800,898
B.1.2. Strategy: TUITION REVENUE BOND RETIREMENT ¹	\$ 4,746,046	\$ 4,746,581
B.1.3. Strategy: SKILES ACT REVENUE BOND RETIREMENT	\$ 155,525	\$ 155,525
Total, Goal B: INFRASTRUCTURE SUPPORT	<u>\$ 11,702,469</u>	<u>\$ 11,703,004</u>
C. Goal: SPECIAL ITEM SUPPORT		
Provide Special Item Support.		
C.1.1. Strategy: RURAL NURSING INITIATIVE	\$ 843,260	\$ 843,260
C.2.1. Strategy: APPLIED FORESTRY STUDIES CENTER Center for Applied Studies in Forestry.	\$ 740,606	\$ 740,606
C.3.1. Strategy: STONE FORT MUSEUM & RESEARCH CENTER Stone Fort Museum and Research Center of East Texas.	\$ 141,166	\$ 141,166
C.3.2. Strategy: SOIL PLANT & WATER ANALYSIS LAB Soil Plant and Water Analysis Laboratory.	\$ 80,526	\$ 80,526
C.3.3. Strategy: APPLIED POULTRY STUDIES & RESEARCH Applied Poultry Studies and Research.	\$ 75,946	\$ 75,946
C.4.1. Strategy: INSTITUTIONAL ENHANCEMENT	\$ 6,390,379	\$ 6,390,379
Total, Goal C: SPECIAL ITEM SUPPORT	<u>\$ 8,271,883</u>	<u>\$ 8,271,883</u>
D. Goal: RESEARCH DEVELOPMENT FUND		
D.1.1. Strategy: RESEARCH DEVELOPMENT FUND	\$ 494,148	\$ 494,148
Grand Total, STEPHEN F. AUSTIN STATE UNIVERSITY	<u>\$ 60,343,974</u>	<u>\$ 60,365,387</u>
Object-of-Expense Informational Listing:		
Salaries and Wages	\$ 17,539,748	\$ 16,414,151
Other Personnel Costs	872,179	1,106,302
Faculty Salaries (Higher Education Only)	21,200,121	22,080,510
Professional Salaries - Faculty Equivalent (Higher Education Only)	749,793	803,575
Consumable Supplies	3,354	0
Utilities	741,492	3,043,508
Debt Service	4,901,571	4,902,106
Other Operating Expense	10,632,668	9,361,970
Client Services	2,393,501	2,395,421
Grants	1,309,547	257,844
Total, Object-of-Expense Informational Listing	<u>\$ 60,343,974</u>	<u>\$ 60,365,387</u>
Estimated Allocations for Employee Benefits and Debt Service Appropriations Made Elsewhere in this Act:		
<u>Employee Benefits</u>		
Retirement	\$ 3,366,630	\$ 3,484,655
Group Insurance	5,508,131	5,508,131

¹ Incorporates Article IX, §19.91, of this Act, due to the enactment of HB 1775, 80th Legislature, Regular Session, relating to tuition revenue bond debt service, resulting in an increase in General Revenue Funds of \$550,000 in FY 2008 and \$550,000 in FY 2009.

STEPHEN F. AUSTIN STATE UNIVERSITY
(Continued)

Social Security	<u>3,686,460</u>	<u>3,815,486</u>
Subtotal, Employee Benefits	<u>\$ 12,561,221</u>	<u>\$ 12,808,272</u>
<u>Debt Service</u>		
Lease Payments	<u>\$ 12,275</u>	<u>\$ 12,071</u>
Total, Estimated Allocations for Employee Benefits and Debt Service Appropriations Made Elsewhere in this Act	<u>\$ 12,573,496</u>	<u>\$ 12,820,343</u>

2. **Performance Measure Targets.** The following is a listing of the key performance target levels for the Stephen F. Austin State University. It is the intent of the Legislature that appropriations made by this Act be utilized in the most efficient and effective manner possible to achieve the intended mission of the Stephen F. Austin State University. In order to achieve the objectives and service standards established by this Act, the Stephen F. Austin State University shall make every effort to attain the following designated key performance target levels associated with each item of appropriation.

	<u>2008</u>	<u>2009</u>
A. Goal: INSTRUCTION/OPERATIONS		
Outcome (Results/Impact):		
Percent of First-time, Full-time, Degree-seeking Freshmen Who Earn a Baccalaureate Degree within Six Academic Years	38%	39.5%
Percent of First-time, Full-time, Degree-seeking Freshmen Who Earn a Baccalaureate Degree within Four Academic Years	20%	22%
Persistence Rate of First-time, Full-time, Degree-seeking Freshmen Students after One Academic Year	69%	70%
Certification Rate of Teacher Education Graduates	96%	96%
Percent of Baccalaureate Graduates Who Are First Generation College Graduates	54%	54%
Percent of Lower Division Courses Taught by Tenured Faculty	59.1%	59.1%
State Licensure Pass Rate of Nursing Graduates	95%	95%
Dollar Value of External or Sponsored Research Funds (in Millions)	5	5
A.1.1. Strategy: OPERATIONS SUPPORT		
Output (Volume):		
Percent of Texas Public University Freshmen from a Fourteen-county Area of East Texas Who Attend SFA	32%	32%
Efficiencies:		
Administrative Cost as a Percent of Total Expenditures	9.3%	9.3%

3. **Governing Board.** Out of the funds appropriated above, an amount not to exceed \$30,000 in each year of the biennium shall be for all expenses associated with the governing board's duties including, but not limited to: travel, entertainment, lodging, and expenses of state employees who provide services for the governing board.

A separate record of the board's expenditures shall be kept and retained in the same manner as the fiscal records of the institution(s) the board governs. No funds may be used for the governing board's expenses except for the specific amounts designated above. Funds appropriated for the governing board's expenses may be used for any other purpose covered by this Act.

4. **Appropriation of Special Mineral Fund.** The balance of funds on hand for the year ending August 31, 2007 (estimated to be \$0), in the Stephen F. Austin Special Mineral Fund No. 241 and any income during the biennium beginning September 1, 2007, deposited to that fund are appropriated in the funds above to Stephen F. Austin University for the general operations of the university. No additional Mineral Funds are expected for the 2008-09 biennium.

TEXAS SOUTHERN UNIVERSITY

	For the Years Ending	
	August 31, 2008	August 31, 2009
Method of Financing:		
General Revenue Fund	\$ 67,158,300	\$ 61,349,778
<u>General Revenue Fund - Dedicated</u>		
Estimated Board Authorized Tuition Increases Account No. 704	3,331,537	3,331,537
Estimated Other Educational and General Income Account No. 770	19,703,831	19,799,501
Subtotal, General Revenue Fund - Dedicated	<u>\$ 23,035,368</u>	<u>\$ 23,131,038</u>
Total, Method of Financing	<u><u>\$ 90,193,668</u></u>	<u><u>\$ 84,480,816</u></u>
Items of Appropriation:		
1. Educational and General State Support	\$ 90,193,668	\$ 84,480,816
Grand Total, TEXAS SOUTHERN UNIVERSITY	<u><u>\$ 90,193,668</u></u>	<u><u>\$ 84,480,816</u></u>

This bill pattern represents an estimated 48.5% of this agency's estimated total available funds for the biennium.

Number of Full-Time-Equivalents (FTE)-Appropriated Funds	977.0	977.0
---	-------	-------

- 1. Informational Listing of Appropriated Funds.** The appropriations made above for Educational and General State Support are subject to the special and general provisions of this Act and include the following amounts for the purposes indicated.

A. Goal: INSTRUCTION/OPERATIONS

Provide Instructional and Operations Support.

A.1.1. Strategy: OPERATIONS SUPPORT	\$ 34,398,290	\$ 34,398,290
A.1.2. Strategy: TEACHING EXPERIENCE SUPPLEMENT	\$ 983,930	\$ 983,930
A.1.3. Strategy: STAFF GROUP INSURANCE PREMIUMS	\$ 1,637,433	\$ 1,653,808
A.1.4. Strategy: WORKERS' COMPENSATION INSURANCE	\$ 194,318	\$ 189,950
A.1.5. Strategy: TEXAS PUBLIC EDUCATION GRANTS	\$ 2,874,005	\$ 2,885,890
A.1.6. Strategy: ORGANIZED ACTIVITIES	\$ 56,446	\$ 56,446
A.1.7. Strategy: FORMULA HOLD HARMLESS	\$ 1,581,422	\$ 1,581,422
A.1.8. Strategy: EXCELLENCE FUNDING	<u>\$ 952,829</u>	<u>\$ 952,829</u>

Total, Goal A: INSTRUCTION/OPERATIONS	<u>\$ 42,678,673</u>	<u>\$ 42,702,565</u>
--	----------------------	----------------------

B. Goal: INFRASTRUCTURE SUPPORT

Provide Infrastructure Support.

B.1.1. Strategy: E&G SPACE SUPPORT	\$ 7,875,918	\$ 7,875,918
B.1.2. Strategy: TUITION REVENUE BOND RETIREMENT	\$ 11,248,174	\$ 11,754,060
B.1.3. Strategy: SKILES ACT REVENUE BOND RETIREMENT	<u>\$ 112,581</u>	<u>\$ 112,581</u>

Total, Goal B: INFRASTRUCTURE SUPPORT	<u>\$ 19,236,673</u>	<u>\$ 19,742,559</u>
--	----------------------	----------------------

C. Goal: SPECIAL ITEM SUPPORT

Provide Special Item Support.

C.1.1. Strategy: THURGOOD MARSHALL SCHOOL OF LAW	\$ 484,592	\$ 484,592
C.1.2. Strategy: ACCREDITATION - BUSINESS Accreditation Continuation - Business.	\$ 72,156	\$ 72,156
C.1.3. Strategy: ACCREDITATION - PHARMACY Accreditation Continuation - Pharmacy.	\$ 72,779	\$ 72,779
C.1.4. Strategy: ACCREDITATION - EDUCATION Accreditation Continuation - Education.	\$ 91,175	\$ 91,175
C.2.1. Strategy: MICKEY LELAND CENTER Mickey Leland Center on World Hunger and Peace.	\$ 70,509	\$ 70,509
C.2.2. Strategy: URBAN REDEVELOPMENT/RENEWAL Urban Redevelopment and Renewal.	\$ 87,500	\$ 87,500
C.2.3. Strategy: TEXAS SUMMER ACADEMY	\$ 437,500	\$ 437,500
C.3.1. Strategy: MIS/FISCAL OPERATIONS Integrated Plan to Improve MIS and Fiscal Operations.	\$ 144,279	\$ 144,279

TEXAS SOUTHERN UNIVERSITY
(Continued)

C.3.2. Strategy: INSTITUTIONAL ENHANCEMENT	\$ 7,412,538	\$ 7,419,908
Total, Goal C: SPECIAL ITEM SUPPORT	\$ 8,873,028	\$ 8,880,398
D. Goal: TEXAS COMMITMENT-OCR PRIORITY PLAN Texas Commitment - OCR Priority Plan.		
D.1.1. Strategy: OCR PRIORITY PLAN Office of Civil Rights Priority Plan.	\$ 6,250,000	\$ UB
E. Goal: ACADEMIC DEVELOPMENT INITIATIVE ¹		
E.1.1. Strategy: ACADEMIC DEVELOPMENT INITIATIVE	\$ 12,500,000	\$ 12,500,000
F. Goal: RESEARCH DEVELOPMENT FUND		
F.1.1. Strategy: RESEARCH DEVELOPMENT FUND	\$ 655,294	\$ 655,294
Grand Total, TEXAS SOUTHERN UNIVERSITY	<u>\$ 90,193,668</u>	<u>\$ 84,480,816</u>
Object-of-Expense Informational Listing:		
Salaries and Wages	\$ 36,257,185	\$ 32,358,942
Other Personnel Costs	661,538	632,770
Faculty Salaries (Higher Education Only)	16,428,483	17,970,230
Professional Fees and Services	330,402	315,616
Fuels and Lubricants	144,600	204,611
Consumable Supplies	454,882	521,306
Utilities	4,250,370	4,178,746
Travel	124,930	128,217
Rent - Building	616	279
Rent - Machine and Other	45,017	46,255
Debt Service	11,360,755	11,866,641
Other Operating Expense	4,285,319	3,305,980
Client Services	2,874,005	2,885,890
Grants	12,872,287	9,961,055
Capital Expenditures	103,279	104,278
Total, Object-of-Expense Informational Listing	<u>\$ 90,193,668</u>	<u>\$ 84,480,816</u>
Estimated Allocations for Employee Benefits and Debt Service Appropriations Made Elsewhere in this Act:		
<u>Employee Benefits</u>		
Retirement	\$ 3,762,745	\$ 3,897,257
Group Insurance	3,876,050	3,876,050
Social Security	<u>4,157,149</u>	<u>4,302,649</u>
Subtotal, Employee Benefits	<u>\$ 11,795,944</u>	<u>\$ 12,075,956</u>
<u>Debt Service</u>		
Lease Payments	<u>\$ 5,664</u>	<u>\$ 5,702</u>
Total, Estimated Allocations for Employee Benefits and Debt Service Appropriations Made Elsewhere in this Act	<u>\$ 11,801,608</u>	<u>\$ 12,081,658</u>

2. **Performance Measure Targets.** The following is a listing of the key performance target levels for the Texas Southern University. It is the intent of the Legislature that appropriations made by this Act be utilized in the most efficient and effective manner possible to achieve the intended mission of the Texas Southern University. In order to achieve the objectives and service standards established by this Act, the Texas Southern University shall make every effort to attain the following designated key performance target levels associated with each item of appropriation.

	<u>2008</u>	<u>2009</u>
A. Goal: INSTRUCTION/OPERATIONS		
Outcome (Results/Impact):		
Percent of First-time, Full-time, Degree-seeking		
Freshmen Who Earn a Baccalaureate Degree within Six		
Academic Years	20%	22%

¹ Incorporates the passage of HB 15, 80th Legislature, Regular Session, which includes a contingent appropriation of \$12,500,000 in General Revenue in FY 2008 and \$12,500,000 in General Revenue in FY 2009 for the Academic Development Initiative.

TEXAS SOUTHERN UNIVERSITY
(Continued)

Percent of First-time, Full-time, Degree-seeking Freshmen Who Earn a Baccalaureate Degree within Four Academic Years	10%	10%
Persistence Rate of First-time, Full-time, Degree-seeking Freshmen Students after One Academic Year	68%	68%
Certification Rate of Teacher Education Graduates	77%	80%
Percent of Baccalaureate Graduates Who Are First Generation College Graduates	59.1%	59.1%
Percent of Lower Division Courses Taught by Tenured Faculty	37.1%	37.1%
State Licensure Pass Rate of Law Graduates	80%	80%
State Licensure Pass Rate of Pharmacy Graduates	93.5%	93.5%
Dollar Value of External or Sponsored Research Funds (in Millions)	4.7	4.8

A.1.1. Strategy: OPERATIONS SUPPORT Efficiencies:

Administrative Cost as a Percent of Total Expenditures	11%	11%
--	-----	-----

3. **Thurgood Marshall School of Law.** In addition to general revenue funds identified above for the operation and maintenance of the Thurgood Marshall School of Law, all tuition and fee revenues generated through enrollment in the School of Law, including Texas Public Education Grants and Emergency Loans under Education Code, Chapter 56 (Student Financial Aid Assistance), shall be allocated for use by the School of Law and may only be expended for purposes related to the operation and maintenance of the School of Law and its students.

4. **Governing Board.** Out of the funds appropriated above, an amount not to exceed \$30,000 in each year of the biennium shall be for all expenses associated with the governing board's duties including, but not limited to: travel, entertainment, lodging, and expenses of state employees who provide services for the governing board.

A separate record of the board's expenditures shall be kept and retained in the same manner as the fiscal records of the institution(s) the board governs. No funds may be used for the governing board's expenses except for the specific amounts designated above. Funds appropriated for the governing board's expenses may be used for any other purpose covered by this Act.

5. **OCR Multi-year Commitment.** It is the intent of the Legislature that funds appropriated above in Strategy D.1.1, Office of Civil Rights Priority Plan, shall complete the agreement for Office of Civil Rights Priority Plan at Texas Southern University. Texas Southern University shall create and submit an accountability report outlining use of these funds by November 1 of each fiscal year to the Texas Southern University Board of Regents, the Texas Higher Education Coordinating Board, the Legislative Budget Board, and the Governor. Any unexpended balances as of August 31, 2007, (estimated to be \$0) appropriated by the Seventy-ninth Legislature for the OCR Priority Plan, are hereby appropriated to Texas Southern University for the biennium beginning September 1, 2007.

6. **Contingency Appropriation For Academic Development Initiative.²**

- (a) Subject to Subsection (b) of this section, the following amounts are appropriated above in Strategy E.1.1, Academic Development Initiative, out of the General Revenue fund to Texas Southern University:
 - (1) \$12,500,000 is appropriated for the state fiscal year ending August 31, 2008; and
 - (2) \$12,500,000 and any unexpended balance of the amount appropriated under Subdivision (1) of this subsection are appropriated for the state fiscal year ending August 31, 2009.
- (b) The appropriation made by Subsection (a) of this section is contingent upon the development of a suitable plan of reorganization approved by the Legislative Budget Board and the Governor of the placement of the university under conservatorship as defined by Chapter 2104, Government Code.
- (c) the amounts appropriated by Subsection (a) of this section shall be used for:

² Incorporates the passage of HB 15, § 9, 80th Legislature, Regular Session, which includes a contingent appropriation of \$12,500,000 in General Revenue in FY 2008 and \$12,500,000 in General Revenue in FY 2009 for the Academic Development Initiative.

TEXAS SOUTHERN UNIVERSITY
(Continued)

- (1) proven academic success programs;
 - (2) existing graduate programs;
 - (3) undergraduate education; and
 - (4) initiatives to target enrollment growth.
- (d) Not later than November 1 of each fiscal year, the University shall submit to the Texas Southern University Board of Regents, the Texas Higher Education Coordinating Board, the Legislative Budget Board, and the governor a report describing the use of the funds appropriated by Subsection (a) of this section that states the goals to be achieved through use of the funds and established timelines and milestones for showing progress in meeting the goals. the report shall include proposed actions to be taken in the event a milestone is not met.

TEXAS TECH UNIVERSITY SYSTEM ADMINISTRATION

	For the Years Ending	
	August 31, 2008	August 31, 2009
Method of Financing:		
General Revenue Fund	\$ 415,047	\$ 415,047
Total, Method of Financing	<u>\$ 415,047</u>	<u>\$ 415,047</u>
Items of Appropriation:		
1. Educational and General State Support	\$ 415,047	\$ 415,047
Grand Total, TEXAS TECH UNIVERSITY SYSTEM ADMINISTRATION	<u>\$ 415,047</u>	<u>\$ 415,047</u>
This bill pattern represents an estimated 2.5% of this agency's estimated total available funds for the biennium.		
Number of Full-Time-Equivalents (FTE)- Appropriated Funds	120.2	120.2
1. Informational Listing of Appropriated Funds. The appropriations made above for Educational and General State Support are subject to the special and general provisions of this Act and include the following amounts for the purposes indicated.		
A. Goal: INSTRUCTION/OPERATIONS		
Provide Instructional and Operations Support.		
A.1.1. Strategy: SYSTEM OFFICE OPERATIONS	\$ 415,047	\$ 415,047
Grand Total, TEXAS TECH UNIVERSITY SYSTEM ADMINISTRATION	<u>\$ 415,047</u>	<u>\$ 415,047</u>
Object-of-Expense Informational Listing:		
Other Operating Expense	\$ 415,047	\$ 415,047
Total, Object-of-Expense Informational Listing	<u>\$ 415,047</u>	<u>\$ 415,047</u>
Estimated Allocations for Employee Benefits and Debt Service Appropriations Made Elsewhere in this Act:		
<u>Employee Benefits</u>		
Retirement	\$ 545,249	\$ 566,136
Group Insurance	498,829	498,829
Social Security	<u>475,282</u>	<u>491,917</u>
Subtotal, Employee Benefits	<u>\$ 1,519,360</u>	<u>\$ 1,556,882</u>
Total, Estimated Allocations for Employee Benefits and Debt Service Appropriations Made Elsewhere in this Act	<u>\$ 1,519,360</u>	<u>\$ 1,556,882</u>

TEXAS TECH UNIVERSITY SYSTEM ADMINISTRATION
(Continued)

- 2. Governing Board.** Out of the funds appropriated above, an amount not to exceed \$125,000 in each year of the biennium shall be for all expenses associated with the governing board's duties including, but not limited to: travel, entertainment, lodging, and expenses of state employees who provide services for the governing board.

A separate record of the board's expenditures shall be kept and retained in the same manner as the fiscal records of the institution(s) the board governs. No funds may be used for the governing board's expenses except for the specific amounts designated above. Funds appropriated for the governing board's expenses may be used for any other purpose covered by this Act.

TEXAS TECH UNIVERSITY

	For the Years Ending	
	August 31, 2008	August 31, 2009
Method of Financing:		
General Revenue Fund	\$ 140,130,445	\$ 134,862,321
<u>General Revenue Fund - Dedicated</u>		
Texas Tech University Special Mineral Account No. 269, estimated	35,000	35,000
Estimated Board Authorized Tuition Increases Account No. 704	7,305,498	7,305,498
Estimated Other Educational and General Income Account No. 770	39,826,593	39,958,543
Subtotal, General Revenue Fund - Dedicated	\$ 47,167,091	\$ 47,299,041
Total, Method of Financing	<u>\$ 187,297,536</u>	<u>\$ 182,161,362</u>
Items of Appropriation:		
1. Educational and General State Support	\$ 187,297,536	\$ 182,161,362
Grand Total, TEXAS TECH UNIVERSITY	<u>\$ 187,297,536</u>	<u>\$ 182,161,362</u>

This bill pattern represents an estimated 37.2% of this agency's estimated total available funds for the biennium.

Number of Full-Time-Equivalents (FTE)- Appropriated Funds	2,959.9	2,959.9
--	---------	---------

- 1. Informational Listing of Appropriated Funds.** The appropriations made above for Educational and General State Support are subject to the special and general provisions of this Act and include the following amounts for the purposes indicated.

A. Goal: INSTRUCTION/OPERATIONS		
Provide Instructional and Operations Support.		
A.1.1. Strategy: OPERATIONS SUPPORT	\$ 109,901,926	\$ 109,901,926
A.1.2. Strategy: TEACHING EXPERIENCE SUPPLEMENT	\$ 3,554,648	\$ 3,554,648
A.1.3. Strategy: STAFF GROUP INSURANCE PREMIUMS	\$ 4,513,407	\$ 4,558,541
A.1.4. Strategy: WORKERS' COMPENSATION INSURANCE	\$ 636,441	\$ 636,441
A.1.5. Strategy: TEXAS PUBLIC EDUCATION GRANTS	\$ 5,503,028	\$ 5,518,770
A.1.6. Strategy: ORGANIZED ACTIVITIES	\$ 482,200	\$ 482,200
A.1.7. Strategy: EXCELLENCE FUNDING	\$ 3,880,797	\$ 3,880,797
Total, Goal A: INSTRUCTION/OPERATIONS	<u>\$ 128,472,447</u>	<u>\$ 128,533,323</u>
B. Goal: INFRASTRUCTURE SUPPORT		
Provide Infrastructure Support.		
B.1.1. Strategy: E&G SPACE SUPPORT	\$ 20,397,653	\$ 20,397,653
B.1.2. Strategy: TUITION REVENUE BOND RETIREMENT	\$ 10,683,721	\$ 10,686,673
Total, Goal B: INFRASTRUCTURE SUPPORT	<u>\$ 31,081,374</u>	<u>\$ 31,084,326</u>

TEXAS TECH UNIVERSITY
(Continued)

C. Goal: SPECIAL ITEM SUPPORT

Provide Special Item Support.

C.1.1. Strategy: LIBRARY ARCHIVAL SUPPORT	\$	699,132	\$	699,132
C.2.1. Strategy: AGRICULTURAL RESEARCH Research to Enhance Ag Production & Add Value to Ag Products in Texas.	\$	2,283,884	\$	2,283,884
C.2.2. Strategy: ENERGY RESEARCH Research in Energy Production and Environmental Protection in Texas.	\$	967,789	\$	967,789
C.2.3. Strategy: EMERGING TECHNOLOGIES RESEARCH Research in Emerging Technologies and Economic Development in Texas.	\$	333,305	\$	333,305
C.2.4. Strategy: COMPETITIVE KNOWLEDGE FUND	\$	2,545,879	\$	2,545,877
C.3.1. Strategy: JUNCTION ANNEX OPERATION	\$	362,592	\$	362,592
C.3.2. Strategy: HILL COUNTRY EDUCATIONAL NETWORK	\$	637,500	\$	637,500
C.3.3. Strategy: SMALL BUSINESS DEVELOPMENT Small Business Development Center.	\$	1,116,096	\$	1,116,096
C.3.4. Strategy: MUSEUMS & CENTERS Museums and Historical, Cultural, and Educational Centers.	\$	2,087,634	\$	2,087,634
C.3.5. Strategy: CENTER FOR FINANCIAL RESPONSIBILITY	\$	240,001	\$	240,001
C.4.1. Strategy: INSTITUTIONAL ENHANCEMENT ¹	\$	10,990,530	\$	5,790,530
Total, Goal C: SPECIAL ITEM SUPPORT	\$	22,264,342	\$	17,064,340

D. Goal: RESEARCH DEVELOPMENT FUND

D.1.1. Strategy: RESEARCH DEVELOPMENT FUND	\$	5,479,373	\$	5,479,373
---	----	-----------	----	-----------

Grand Total, TEXAS TECH UNIVERSITY	\$	187,297,536	\$	182,161,362
---	----	-------------	----	-------------

Object-of-Expense Informational Listing:

Salaries and Wages	\$	47,307,831	\$	52,092,907
Other Personnel Costs		793,324		914,313
Faculty Salaries (Higher Education Only)		73,725,690		73,251,978
Professional Fees and Services		158,576		134,289
Fuels and Lubricants		22,225		21,923
Consumable Supplies		6,250,428		3,181,089
Utilities		65,866		62,814
Travel		302,778		275,756
Rent - Building		23,164		17,854
Rent - Machine and Other		89,529		67,105
Debt Service		10,683,721		10,686,673
Other Operating Expense		28,810,991		21,186,491
Grants		18,896,302		20,104,305
Capital Expenditures		167,111		163,865

Total, Object-of-Expense Informational Listing	\$	187,297,536	\$	182,161,362
---	----	-------------	----	-------------

**Estimated Allocations for Employee Benefits and Debt
Service Appropriations Made Elsewhere in this Act:**

Employee Benefits

Retirement	\$	12,813,780	\$	13,280,376
Group Insurance		14,124,693		14,124,693
Social Security		9,083,950		9,401,889

Subtotal, Employee Benefits	\$	36,022,423	\$	36,806,958
-----------------------------	----	------------	----	------------

Total, Estimated Allocations for Employee Benefits and Debt Service Appropriations Made Elsewhere in this Act	\$	36,022,423	\$	36,806,958
--	----	------------	----	------------

- 2. Performance Measure Targets.** The following is a listing of the key performance target levels for the Texas Tech University. It is the intent of the Legislature that appropriations made by this Act be utilized in the most efficient and effective manner possible to achieve the intended mission

¹ Incorporates Article III, Special Provisions Relating Only to State Agencies of Higher Education, § 54, Special Item Appropriations, of this Act, resulting in an increase in General Revenue Funds of \$5,200,000 for Institutional Enhancement in FY 2008 and unexpended balance authority in FY 2009.

TEXAS TECH UNIVERSITY
(Continued)

of the Texas Tech University. In order to achieve the objectives and service standards established by this Act, the Texas Tech University shall make every effort to attain the following designated key performance target levels associated with each item of appropriation.

	<u>2008</u>	<u>2009</u>
A. Goal: INSTRUCTION/OPERATIONS		
Outcome (Results/Impact):		
Percent of First-time, Full-time, Degree-seeking Freshmen Who Earn a Baccalaureate Degree within Six Academic Years	56%	56%
Percent of First-time, Full-time, Degree-seeking Freshmen Who Earn a Baccalaureate Degree within Four Academic Years	30%	30%
Persistence Rate of First-time, Full-time, Degree-seeking Freshmen Students after One Academic Year	84%	84%
Certification Rate of Teacher Education Graduates	87.7%	87.7%
Percent of Baccalaureate Graduates Who Are First Generation College Graduates	25%	25%
Percent of Lower Division Courses Taught by Tenured Faculty	31%	31%
State Licensure Pass Rate of Law Graduates	90%	90%
State Licensure Pass Rate of Engineering Graduates	90%	90%
Dollar Value of External or Sponsored Research Funds (in Millions)	32	32
A.1.1. Strategy: OPERATIONS SUPPORT		
Efficiencies:		
Administrative Cost as a Percent of Total Expenditures	6.1%	6.1%
 3. Texas Tech University Museum. Out of funds appropriated above in Strategy C.3.4. for the Museums and Historical, Cultural and Educational Centers, \$533,565 in fiscal year 2008 and \$433,565 in fiscal year 2009 shall be allocated to the Ranching Heritage Center, and \$266,859 in each fiscal year shall be allocated to the Lubbock Lake Landmark and at least \$50,000 per year will be allocated to the Vietnam Center and Archive.		
 4. Appropriation of Special Mineral Fund. The balance of funds on hand for the year ending August 31, 2007, (estimated to be \$0) in the Texas Tech University Special Mineral Fund No. 269 and any income during the biennium beginning September 1, 2007, deposited to that fund are appropriated in the funds above to Texas Tech University for the general operations of the university. Mineral Funds are estimated to be \$35,000 in fiscal year 2008 and \$35,000 in fiscal year 2009.		

ANGELO STATE UNIVERSITY

	For the Years Ending	
	August 31, <u>2008</u>	August 31, <u>2009</u>
Method of Financing:		
General Revenue Fund	\$ 24,726,357	\$ 24,663,498
GR Dedicated - Estimated Other Educational and General Income Account No. 770	<u>8,270,660</u>	<u>8,287,766</u>
Total, Method of Financing	<u><u>\$ 32,997,017</u></u>	<u><u>\$ 32,951,264</u></u>
Items of Appropriation:		
1. Educational and General State Support	\$ 32,997,017	\$ 32,951,264
Grand Total, ANGELO STATE UNIVERSITY	<u><u>\$ 32,997,017</u></u>	<u><u>\$ 32,951,264</u></u>
This bill pattern represents an estimated 42% of this agency's estimated total available funds for the biennium.		
Number of Full-Time-Equivalents (FTE)-Appropriated Funds		
	562.7	562.7

ANGELO STATE UNIVERSITY
(Continued)

1. Informational Listing of Appropriated Funds. The appropriations made above for Educational and General State Support are subject to the special and general provisions of this Act and include the following amounts for the purposes indicated.

A. Goal: INSTRUCTION/OPERATIONS

Provide Instructional and Operations Support.

A.1.1. Strategy: OPERATIONS SUPPORT	\$ 15,802,892	\$ 15,802,892
A.1.2. Strategy: TEACHING EXPERIENCE SUPPLEMENT	\$ 908,919	\$ 908,919
A.1.3. Strategy: STAFF GROUP INSURANCE PREMIUMS	\$ 855,065	\$ 863,616
A.1.4. Strategy: TEXAS PUBLIC EDUCATION GRANTS	\$ 1,084,424	\$ 1,086,747
A.1.5. Strategy: FORMULA HOLD HARMLESS	\$ 370,856	\$ 370,856
A.1.6. Strategy: ORGANIZED ACTIVITIES	\$ 129,623	\$ 129,623
A.1.7. Strategy: EXCELLENCE FUNDING	\$ 598,212	\$ 598,216
Total, Goal A: INSTRUCTION/OPERATIONS	<u>\$ 19,749,991</u>	<u>\$ 19,760,869</u>

B. Goal: INFRASTRUCTURE SUPPORT

Provide Infrastructure Support.

B.1.1. Strategy: E&G SPACE SUPPORT	\$ 3,465,086	\$ 3,465,086
B.1.2. Strategy: TUITION REVENUE BOND RETIREMENT	\$ 4,105,744	\$ 3,935,894
B.1.3. Strategy: SKILES ACT REVENUE BOND RETIREMENT	\$ 69,000	\$ 69,000
Total, Goal B: INFRASTRUCTURE SUPPORT	<u>\$ 7,639,830</u>	<u>\$ 7,469,980</u>

C. Goal: SPECIAL ITEM SUPPORT

Provide Special Item Support.

C.1.1. Strategy: SCHOOL-BASED CLINICS	\$ 46,550	\$ 46,550
C.1.2. Strategy: CENTER FOR ACADEMIC EXCELLENCE	\$ 415,626	\$ 415,626
C.2.1. Strategy: SMALL BUSINESS DEVELOPMENT CENTER	\$ 122,065	\$ 122,065
C.2.2. Strategy: CENTER FOR FINE ARTS	\$ 53,426	\$ 53,426
C.2.3. Strategy: MGT/INSTRUCTION/RESEARCH CENTER Management, Instruction, and Research Center.	\$ 245,992	\$ 245,992
C.3.1. Strategy: INSTITUTIONAL ENHANCEMENT	\$ 4,660,493	\$ 4,773,712
Total, Goal C: SPECIAL ITEM SUPPORT	<u>\$ 5,544,152</u>	<u>\$ 5,657,371</u>

D. Goal: RESEARCH DEVELOPMENT FUND

D.1.1. Strategy: RESEARCH DEVELOPMENT FUND	\$ 63,044	\$ 63,044
---	-----------	-----------

Grand Total, ANGELO STATE UNIVERSITY	<u>\$ 32,997,017</u>	<u>\$ 32,951,264</u>
---	----------------------	----------------------

Object-of-Expense Informational Listing:

Salaries and Wages	\$ 8,039,971	\$ 9,857,435
Other Personnel Costs	2,324,014	223,873
Faculty Salaries (Higher Education Only)	11,654,052	12,154,838
Professional Fees and Services	5,490	8,583
Fuels and Lubricants	52,503	14,028
Consumable Supplies	208,303	240,589
Utilities	2,173,314	779,042
Travel	57,084	58,882
Rent - Building	376	582
Rent - Machine and Other	25,938	33,129
Debt Service	4,105,744	3,935,894
Other Operating Expense	3,187,351	2,892,504
Grants	1,135,027	2,750,677
Capital Expenditures	<u>27,850</u>	<u>1,208</u>

Total, Object-of-Expense Informational Listing	<u>\$ 32,997,017</u>	<u>\$ 32,951,264</u>
---	----------------------	----------------------

Estimated Allocations for Employee Benefits and Debt Service Appropriations Made Elsewhere in this Act:

<u>Employee Benefits</u>		
Retirement	\$ 1,706,210	\$ 1,764,934
Group Insurance	2,844,757	2,844,757

ANGELO STATE UNIVERSITY
(Continued)

Social Security	<u>1,934,847</u>	<u>2,002,567</u>
Subtotal, Employee Benefits	<u>\$ 6,485,814</u>	<u>\$ 6,612,258</u>
Total, Estimated Allocations for Employee Benefits and Debt Service Appropriations Made Elsewhere in this Act	<u>\$ 6,485,814</u>	<u>\$ 6,612,258</u>

2. **Performance Measure Targets.** The following is a listing of the key performance target levels for the Angelo State University. It is the intent of the Legislature that appropriations made by this Act be utilized in the most efficient and effective manner possible to achieve the intended mission of the Angelo State University. In order to achieve the objectives and service standards established by this Act, the Angelo State University shall make every effort to attain the following designated key performance target levels associated with each item of appropriation.

	<u>2008</u>	<u>2009</u>
A. Goal: INSTRUCTION/OPERATIONS		
Outcome (Results/Impact):		
Percent of First-time, Full-time, Degree-seeking Freshmen Who Earn a Baccalaureate Degree within Six Academic Years	37%	38%
Percent of First-time, Full-time, Degree-seeking Freshmen Who Earn a Baccalaureate Degree within Four Academic Years	17%	17%
Persistence Rate of First-time, Full-time, Degree-seeking Freshmen Students after One Academic Year	66%	67%
Certification Rate of Teacher Education Graduates	87.4%	87.4%
Percent of Baccalaureate Graduates Who Are First Generation College Graduates	53.6%	53.6%
Percent of Lower Division Courses Taught by Tenured Faculty	55%	55%
State Licensure Pass Rate of Nursing Graduates	92.8%	92.8%
A.1.1. Strategy: OPERATIONS SUPPORT		
Efficiencies:		
Administrative Cost as a Percent of Total Expenditures	10.4%	10.4

TEXAS WOMAN'S UNIVERSITY

	For the Years Ending	
	August 31, <u>2008</u>	August 31, <u>2009</u>
Method of Financing:		
General Revenue Fund	\$ 57,028,725	\$ 56,955,250
<u>General Revenue Fund - Dedicated</u>		
Estimated Board Authorized Tuition Increases Account No. 704	3,568,134	3,568,134
Estimated Other Educational and General Income Account No. 770	15,009,177	15,051,106
Subtotal, General Revenue Fund - Dedicated	<u>\$ 18,577,311</u>	<u>\$ 18,619,240</u>
Total, Method of Financing	<u>\$ 75,606,036</u>	<u>\$ 75,574,490</u>
Items of Appropriation:		
1. Educational and General State Support	\$ 75,606,036	\$ 75,574,490
Grand Total, TEXAS WOMAN'S UNIVERSITY	<u>\$ 75,606,036</u>	<u>\$ 75,574,490</u>

This bill pattern represents an estimated 55.1% of this agency's estimated total available funds for the biennium.

Number of Full-Time-Equivalents (FTE)-Appropriated Funds	1,052.0	1,052.0
---	---------	---------

1. **Informational Listing of Appropriated Funds.** The appropriations made above for Educational and General State Support are subject to the special and general provisions of this Act and include the following amounts for the purposes indicated.

TEXAS WOMAN'S UNIVERSITY
(Continued)

A. Goal: INSTRUCTION/OPERATIONS

Provide Instructional and Operations Support.

A.1.1. Strategy: OPERATIONS SUPPORT	\$ 45,855,230	\$ 45,855,230
A.1.2. Strategy: TEACHING EXPERIENCE SUPPLEMENT	\$ 797,709	\$ 797,709
A.1.3. Strategy: STAFF GROUP INSURANCE PREMIUMS	\$ 1,466,416	\$ 1,481,080
A.1.4. Strategy: WORKERS' COMPENSATION INSURANCE	\$ 355,000	\$ 355,000
A.1.5. Strategy: TEXAS PUBLIC EDUCATION GRANTS	\$ 2,432,107	\$ 2,437,845
A.1.6. Strategy: FORMULA HOLD HARMLESS	\$ 5,269,063	\$ 5,269,063
A.1.7. Strategy: EXCELLENCE FUNDING	<u>\$ 1,130,324</u>	<u>\$ 1,130,324</u>

Total, Goal A: INSTRUCTION/OPERATIONS	<u>\$ 57,305,849</u>	<u>\$ 57,326,251</u>
--	----------------------	----------------------

B. Goal: INFRASTRUCTURE SUPPORT

Provide Infrastructure Support.

B.1.1. Strategy: E&G SPACE SUPPORT	\$ 6,304,111	\$ 6,304,111
B.1.2. Strategy: TUITION REVENUE BOND RETIREMENT	\$ 4,588,238	\$ 4,574,288
B.1.3. Strategy: SKILES ACT REVENUE BOND RETIREMENT	<u>\$ 133,660</u>	<u>\$ 133,660</u>

Total, Goal B: INFRASTRUCTURE SUPPORT	<u>\$ 11,026,009</u>	<u>\$ 11,012,059</u>
--	----------------------	----------------------

C. Goal: SPECIAL ITEM SUPPORT

Provide Special Item Support.

C.1.1. Strategy: TX MED CNTR LIBRARY ASSESSMENT Texas Medical Center Library Assessment.	\$ 175,301	\$ 175,301
C.1.2. Strategy: ONLINE NURSING EDUCATION	\$ 376,600	\$ 338,600
C.2.1. Strategy: NUTRITION RESEARCH PROGRAM Human Nutrition Research Development Program.	\$ 40,000	\$ 40,000
C.2.2. Strategy: WOMEN'S HEALTH RESEARCH CENTER Center for Research on Women's Health.	\$ 167,005	\$ 167,005
C.4.1. Strategy: INSTITUTIONAL ENHANCEMENT	<u>\$ 6,297,476</u>	<u>\$ 6,297,478</u>

Total, Goal C: SPECIAL ITEM SUPPORT	<u>\$ 7,056,382</u>	<u>\$ 7,018,384</u>
--	---------------------	---------------------

D. Goal: RESEARCH DEVELOPMENT FUND

D.1.1. Strategy: RESEARCH DEVELOPMENT FUND	\$ 217,796	\$ 217,796
---	------------	------------

Grand Total, TEXAS WOMAN'S UNIVERSITY	<u><u>\$ 75,606,036</u></u>	<u><u>\$ 75,574,490</u></u>
--	-----------------------------	-----------------------------

Object-of-Expense Informational Listing:

Salaries and Wages	\$ 20,266,570	\$ 20,555,971
Other Personnel Costs	519,862	538,904
Faculty Salaries (Higher Education Only)	18,777,221	19,855,334
Professional Salaries - Faculty Equivalent (Higher Education Only)	182,178	160,652
Professional Fees and Services	198,006	203,599
Fuels and Lubricants	59,658	61,889
Consumable Supplies	1,427,362	1,459,313
Utilities	2,713,548	2,802,491
Travel	560,104	565,547
Rent - Building	14,147	14,285
Rent - Machine and Other	421,321	424,220
Debt Service	4,587,759	4,573,811
Other Operating Expense	8,469,505	7,953,195
Grants	16,350,476	15,026,179
Capital Expenditures	<u>1,058,319</u>	<u>1,379,100</u>

Total, Object-of-Expense Informational Listing	<u><u>\$ 75,606,036</u></u>	<u><u>\$ 75,574,490</u></u>
---	-----------------------------	-----------------------------

**Estimated Allocations for Employee Benefits and Debt
Service Appropriations Made Elsewhere in this Act:**

Employee Benefits

Retirement	\$ 3,178,508	\$ 3,291,872
Group Insurance	5,188,363	5,188,363

TEXAS WOMAN'S UNIVERSITY
(Continued)

Social Security	<u>3,871,515</u>	<u>4,007,018</u>
Subtotal, Employee Benefits	<u>\$ 12,238,386</u>	<u>\$ 12,487,253</u>
Total, Estimated Allocations for Employee Benefits and Debt Service Appropriations Made Elsewhere in this Act	<u>\$ 12,238,386</u>	<u>\$ 12,487,253</u>

2. **Performance Measure Targets.** The following is a listing of the key performance target levels for the Texas Woman's University. It is the intent of the Legislature that appropriations made by this Act be utilized in the most efficient and effective manner possible to achieve the intended mission of the Texas Woman's University. In order to achieve the objectives and service standards established by this Act, the Texas Woman's University shall make every effort to attain the following designated key performance target levels associated with each item of appropriation.

	<u>2008</u>	<u>2009</u>
A. Goal: INSTRUCTION/OPERATIONS Outcome (Results/Impact):		
Percent of First-time, Full-time, Degree-seeking Freshmen Who Earn a Baccalaureate Degree within Six Academic Years	42%	43%
Percent of First-time, Full-time, Degree-seeking Freshmen Who Earn a Baccalaureate Degree within Four Academic Years	21.5%	22.5%
Persistence Rate of First-time, Full-time, Degree-seeking Freshmen Students after One Academic Year	76.5%	76.5%
Certification Rate of Teacher Education Graduates	95%	95%
Percent of Baccalaureate Graduates Who Are First Generation College Graduates	70.9%	70.9%
Percent of Lower Division Courses Taught by Tenured Faculty	45%	45%
State Licensure Pass Rate of Nursing Graduates	99.5%	99.5%
Dollar Value of External or Sponsored Research Funds (in Millions)	2	2
A.1.1. Strategy: OPERATIONS SUPPORT Efficiencies:		
Administrative Cost as a Percent of Total Expenditures	5%	5%

3. **Governing Board.** Out of the funds appropriated above, an amount not to exceed \$35,000 in each year of the biennium shall be for all expenses associated with the governing board's duties including, but not limited to: travel, entertainment, lodging, and expenses of state employees who provide services for the governing board.

A separate record of the board's expenditures shall be kept and retained in the same manner as the fiscal records of the institution(s) the board governs. No funds may be used for the governing board's expenses except for the specific amounts designated above. Funds appropriated for the governing board's expenses may be used for any other purpose covered by this Act.

TEXAS STATE UNIVERSITY SYSTEM

	For the Years Ending	
	August 31, <u>2008</u>	August 31, <u>2009</u>
Method of Financing:		
General Revenue Fund	\$ 1,133,248	\$ 1,133,248
GR Dedicated - Special Mineral Fund No. 283	<u>146,000</u>	<u>5,000</u>
Total, Method of Financing	<u>\$ 1,279,248</u>	<u>\$ 1,138,248</u>
Items of Appropriation:		
1. Educational and General State Support	\$ 1,279,248	\$ 1,138,248
Grand Total, TEXAS STATE UNIVERSITY SYSTEM	<u>\$ 1,279,248</u>	<u>\$ 1,138,248</u>

TEXAS STATE UNIVERSITY SYSTEM
(Continued)

This bill pattern represents an estimated 81.3% of this agency's estimated total available funds for the biennium.

Number of Full-Time-Equivalents (FTE)-Appropriated Funds	12.6	12.6
---	------	------

1. Informational Listing of Appropriated Funds. The appropriations made above for Educational and General State Support are subject to the special and general provisions of this Act and include the following amounts for the purposes indicated.

A. Goal: INSTRUCTION/OPERATIONS		
Provide Instructional and Operations Support.		
A.1.1. Strategy: SYSTEM OFFICE OPERATIONS	\$ 1,279,248	\$ 1,138,248
Grand Total, TEXAS STATE UNIVERSITY SYSTEM	<u>\$ 1,279,248</u>	<u>\$ 1,138,248</u>

Object-of-Expense Informational Listing:		
Salaries and Wages	\$ 1,133,813	\$ 994,338
Other Personnel Costs	17,820	17,820
Travel	90,537	89,012
Other Operating Expense	37,078	37,078
Total, Object-of-Expense Informational Listing	<u>\$ 1,279,248</u>	<u>\$ 1,138,248</u>

Estimated Allocations for Employee Benefits and Debt Service Appropriations Made Elsewhere in this Act:

<u>Employee Benefits</u>		
Retirement	\$ 93,069	\$ 96,204
Group Insurance	85,853	85,853
Social Security	<u>64,870</u>	<u>67,141</u>
Subtotal, Employee Benefits	<u>\$ 243,792</u>	<u>\$ 249,198</u>
<u>Debt Service</u>		
Lease Payments	<u>\$ 81,651</u>	<u>\$ 82,211</u>
Total, Estimated Allocations for Employee Benefits and Debt Service Appropriations Made Elsewhere in this Act	<u>\$ 325,443</u>	<u>\$ 331,409</u>

2. Governing Board. Out of the funds appropriated above, an amount not to exceed \$85,000 in each year of the biennium shall be for all expenses associated with the governing board's duties including, but not limited to: travel, entertainment, lodging, and expenses of state employees who provide services for the governing board.

A separate record of the board's expenditures shall be kept and retained in the same manner as the fiscal records of the institution(s) the board governs. No funds may be used for the governing board's expenses except for the specific amounts designated above. Funds appropriated for the governing board's expenses may be used for any other purpose covered by this Act.

3. Audit of Base Period Contact Hours. The hours used in the contact hour base period to fund the Lamar State Colleges are subject to audit for accuracy by the State Auditor according to an audit plan developed in consultation with the Texas Higher Education Coordinating Board, the Legislative Budget Board and community, technical, and state colleges and the appropriation amounts adjusted accordingly by the Comptroller of Public Accounts at the direction of the Legislative Budget Board. The total amount appropriated to the two year institutions' contact hour formula shall be redistributed to all institutions funded by the formula based on contact hours. The calculation of revised appropriation amounts shall allow each institution an error rate of up to 2 percent of the total contact hour formula appropriations to that institution for the biennium. Adjustments shall be made to appropriated amounts in accordance with adjustments of estimated contact hours to actual certified contact hours, even if the total error rate is less than 2 percent of the total amount appropriated to the institution for the biennium.

4. **Transferability.** The Board of Regents of the Texas State University System is authorized to transfer and utilize funds appropriated to Sul Ross State University and Sul Ross State University-Rio Grande College between the campuses if necessary to accomplish the capital improvement goals of the University.
5. **Appropriation of Special Mineral Fund.** The balance of funds on hand for the year ending August 31, 2007, (estimated to be \$141,000) in the Texas State University System Special Mineral Fund No. 283 and any income during the biennium beginning September 1, 2007, deposited to that fund are appropriated above to the Board of Regents of the Texas State University System to be disbursed for the purposes provided for and in accordance with the provisions of Education Code, § 95.36. Mineral Funds are estimated to be \$146,000 in fiscal year 2008 and \$5,000 in fiscal year 2009.

	For the Years Ending	
	August 31, 2008	August 31, 2009
Method of Financing:		
General Revenue Fund	\$ 33,752,251	\$ 33,702,149
<u>General Revenue Fund - Dedicated</u>		
Estimated Other Educational and General Income Account No. 770	12,351,324	12,412,195
Estimated Board Authorized Tuition Increases Account No. 704	750,000	750,000
Subtotal, General Revenue Fund - Dedicated	<u>\$ 13,101,324</u>	<u>\$ 13,162,195</u>
Total, Method of Financing	<u><u>\$ 46,853,575</u></u>	<u><u>\$ 46,864,344</u></u>
Items of Appropriation:		
1. Educational and General State Support	\$ 46,853,575	\$ 46,864,344
Grand Total, LAMAR UNIVERSITY	\$ 46,853,575	\$ 46,864,344

Number of Full-Time-Equivalents (FTE)- Appropriated Funds	913.4	913.4
--	-------	-------

- ### A. Goal: INSTRUCTION/OPERATIONS

Provide Instructional and Operations Support.

A.1.1.1. Strategy:	OPERATIONS SUPPORT	\$	28,176,309	\$	28,176,309
A.1.2. Strategy:	TEACHING EXPERIENCE SUPPLEMENT	\$	1,259,493	\$	1,259,493
A.1.3. Strategy:	STAFF GROUP INSURANCE PREMIUMS	\$	1,428,593	\$	1,442,879
A.1.4. Strategy:	WORKERS' COMPENSATION INSURANCE	\$	335,091	\$	335,091
A.1.5. Strategy:	TEXAS PUBLIC EDUCATION GRANTS	\$	2,011,940	\$	2,021,289
A.1.6. Strategy:	FORMULA HOLD HARMLESS	\$	277,216	\$	277,216
A.1.7. Strategy:	EXCELLENCE FUNDING	\$	220,421	\$	220,420

Total, Goal A: INSTRUCTION/OPERATIONS	\$	33,709,063	\$	33,732,697
--	----	------------	----	------------

B. Goal: INFRASTRUCTURE SUPPORT

Provide Infrastructure Support.

B.1.1. Strategy: E&G SPACE SUPPORT	\$	6,034,448	\$	6,034,448
B.1.2. Strategy: TUITION REVENUE BOND RETIREMENT	\$	2,606,033	\$	2,593,169
B.1.3. Strategy: SKILES ACT REVENUE BOND RETIREMENT	\$	105,430	\$	105,430

Total, Goal B: INFRASTRUCTURE SUPPORT	\$	8,745.911	\$	8,733.047
--	----	-----------	----	-----------

LAMAR UNIVERSITY
(Continued)

C. Goal: SPECIAL ITEM SUPPORT

Provide Special Item Support.

C.1.1. Strategy: ACADEMY IN HUMANITIES LEADERSHIP Texas Academy of Leadership in the Humanities.	\$	285,184	\$	285,184
C.2.1. Strategy: HAZARDOUS SUBSTANCE RESEARCH CENTER Gulf Coast Hazardous Substance Research Center.	\$	401,907	\$	401,907
C.2.2. Strategy: AIR QUALITY INITIATIVE Air Quality Initiative: Texas Hazardous Waste Research Center.	\$	581,876	\$	581,876
C.3.1. Strategy: SPINDLETOP MUSEUM EDUC'AL ACTIVITY Spindletop Museum Educational Activities.	\$	27,321	\$	27,321
C.3.2. Strategy: SMALL BUSINESS DEVELOPMENT CENTER	\$	109,016	\$	109,016
C.3.3. Strategy: COMMUNITY OUTREACH EXPANSION Public Service/Community Outreach Expansion.	\$	72,941	\$	72,941
C.3.4. Strategy: SPINDLETOP TEACHING CENTER Spindletop Center for Excellence in Teaching Technology.	\$	124,689	\$	124,689
C.4.1. Strategy: INSTITUTIONAL ENHANCEMENT	\$	<u>2,562,428</u>	\$	<u>2,562,427</u>
Total, Goal C: SPECIAL ITEM SUPPORT	\$	<u>4,165,362</u>	\$	<u>4,165,361</u>

D. Goal: RESEARCH DEVELOPMENT FUND

D.1.1. Strategy: RESEARCH DEVELOPMENT FUND	\$	233,239	\$	233,239
---	----	---------	----	---------

Grand Total, LAMAR UNIVERSITY	\$	<u>46,853,575</u>	\$	<u>46,864,344</u>
--------------------------------------	----	-------------------	----	-------------------

Object-of-Expense Informational Listing:

Salaries and Wages	\$	4,705,685	\$	4,493,951
Other Personnel Costs		4,489,064		4,383,834
Faculty Salaries (Higher Education Only)		18,826,503		19,754,885
Professional Fees and Services		768,046		776,658
Fuels and Lubricants		100,347		100,347
Consumable Supplies		467,094		458,299
Utilities		117,135		142,533
Travel		22,896		34,457
Rent - Machine and Other		143,779		114,483
Debt Service		2,606,033		2,593,169
Other Operating Expense		8,732,936		8,729,084
Grants		5,806,555		5,235,650
Capital Expenditures		<u>67,502</u>		<u>46,994</u>

Total, Object-of-Expense Informational Listing	\$	<u>46,853,575</u>	\$	<u>46,864,344</u>
---	----	-------------------	----	-------------------

Estimated Allocations for Employee Benefits and Debt Service Appropriations Made Elsewhere in this Act:

Employee Benefits

Retirement	\$	2,602,730	\$	2,694,196
Group Insurance		4,809,653		4,809,653
Social Security		<u>2,882,621</u>		<u>2,983,513</u>

Subtotal, Employee Benefits	\$	<u>10,295,004</u>	\$	<u>10,487,362</u>
-----------------------------	----	-------------------	----	-------------------

Total, Estimated Allocations for Employee Benefits and Debt Service Appropriations Made Elsewhere in this Act	\$	<u>10,295,004</u>	\$	<u>10,487,362</u>
--	----	-------------------	----	-------------------

2. **Performance Measure Targets.** The following is a listing of the key performance target levels for the Lamar University. It is the intent of the Legislature that appropriations made by this Act be utilized in the most efficient and effective manner possible to achieve the intended mission of the Lamar University. In order to achieve the objectives and service standards established by this Act, the Lamar University shall make every effort to attain the following designated key performance target levels associated with each item of appropriation.

LAMAR UNIVERSITY
(Continued)

	<u>2008</u>	<u>2009</u>
A. Goal: INSTRUCTION/OPERATIONS		
Outcome (Results/Impact):		
Percent of First-time, Full-time, Degree-seeking Freshmen Who Earn a Baccalaureate Degree within Six Academic Years	34%	35%
Percent of First-time, Full-time, Degree-seeking Freshmen Who Earn a Baccalaureate Degree within Four Academic Years	16%	16%
Persistence Rate of First-time, Full-time, Degree-seeking Freshmen Students after One Academic Year	73%	73%
Certification Rate of Teacher Education Graduates	86%	86%
Percent of Baccalaureate Graduates Who Are First Generation College Graduates	47%	47%
Percent of Lower Division Courses Taught by Tenured Faculty	65%	65%
State Licensure Pass Rate of Engineering Graduates	95%	95%
State Licensure Pass Rate of Nursing Graduates	100%	100%
Dollar Value of External or Sponsored Research Funds (in Millions)	2.3	2.3
A.1.1. Strategy: OPERATIONS SUPPORT		
Efficiencies:		
Administrative Cost as a Percent of Total Expenditures	11.1%	11.1%

LAMAR INSTITUTE OF TECHNOLOGY

	For the Years Ending	
	August 31, <u>2008</u>	August 31, <u>2009</u>
Method of Financing:		
General Revenue Fund	\$ 8,865,737	\$ 8,862,913
GR Dedicated - Estimated Other Educational and General Income Account No. 770	<u>2,222,674</u>	<u>2,222,674</u>
Total, Method of Financing	<u>\$ 11,088,411</u>	<u>\$ 11,085,587</u>
Items of Appropriation:		
1. Educational and General State Support	\$ 11,088,411	\$ 11,085,587
Grand Total, LAMAR INSTITUTE OF TECHNOLOGY	<u>\$ 11,088,411</u>	<u>\$ 11,085,587</u>

This bill pattern represents an estimated 60.2%
of this agency's estimated total available
funds for the biennium.

Number of Full-Time-Equivalents (FTE)- Appropriated Funds	174.0	174.0
--	-------	-------

1. **Informational Listing of Appropriated Funds.** The appropriations made above for Educational and General State Support are subject to the special and general provisions of this Act and include the following amounts for the purposes indicated.

A. Goal: INSTRUCTION/OPERATIONS		
Provide Instructional and Operations Support.		
A.1.1. Strategy: ACADEMIC EDUCATION	\$ 2,712,066	\$ 2,710,393
A.1.2. Strategy: VOCATIONAL/TECHNICAL EDUCATION	\$ 4,640,131	\$ 4,640,131
A.1.3. Strategy: STAFF GROUP INSURANCE PREMIUMS	\$ 185,892	\$ 187,751
A.1.4. Strategy: TEXAS PUBLIC EDUCATION GRANTS	<u>\$ 375,000</u>	<u>\$ 375,000</u>
Total, Goal A: INSTRUCTION/OPERATIONS	<u>\$ 7,913,089</u>	<u>\$ 7,913,275</u>
B. Goal: INFRASTRUCTURE SUPPORT		
Provide Infrastructure Support.		
B.1.1. Strategy: E&G SPACE SUPPORT	\$ 1,410,612	\$ 1,410,612
B.1.2. Strategy: TUITION REVENUE BOND RETIREMENT	\$ 548,076	\$ 545,066

LAMAR INSTITUTE OF TECHNOLOGY
(Continued)

B.1.3. Strategy: SKILES ACT REVENUE BOND RETIREMENT	\$ 27,000	\$ 27,000
Total, Goal B: INFRASTRUCTURE SUPPORT	\$ 1,985,688	\$ 1,982,678
C. Goal: SPECIAL ITEM SUPPORT Provide Special Item Support.		
C.1.1. Strategy: WORKFORCE LITERACY	\$ 54,092	\$ 54,092
C.3.1. Strategy: INSTITUTIONAL ENHANCEMENT	\$ 1,135,542	\$ 1,135,542
Total, Goal C: SPECIAL ITEM SUPPORT	\$ 1,189,634	\$ 1,189,634
Grand Total, LAMAR INSTITUTE OF TECHNOLOGY	<u>\$ 11,088,411</u>	<u>\$ 11,085,587</u>
Object-of-Expense Informational Listing:		
Salaries and Wages	\$ 2,291,108	\$ 2,276,844
Other Personnel Costs	185,892	187,751
Faculty Salaries (Higher Education Only)	2,626,245	2,692,070
Professional Salaries - Faculty Equivalent (Higher Education Only)	1,503,744	1,513,581
Debt Service	575,076	572,066
Other Operating Expense	2,749,750	2,750,789
Grants	1,054,461	967,525
Capital Expenditures	<u>102,135</u>	<u>124,961</u>
Total, Object-of-Expense Informational Listing	<u>\$ 11,088,411</u>	<u>\$ 11,085,587</u>
Estimated Allocations for Employee Benefits and Debt Service Appropriations Made Elsewhere in this Act:		
<u>Employee Benefits</u>		
Retirement	\$ 446,773	\$ 462,263
Group Insurance	709,699	709,699
Social Security	<u>594,482</u>	<u>615,289</u>
Subtotal, Employee Benefits	<u>\$ 1,750,954</u>	<u>\$ 1,787,251</u>
Total, Estimated Allocations for Employee Benefits and Debt Service Appropriations Made Elsewhere in this Act	<u>\$ 1,750,954</u>	<u>\$ 1,787,251</u>

2. **Performance Measure Targets.** The following is a listing of the key performance target levels for the Lamar Institute of Technology. It is the intent of the Legislature that appropriations made by this Act be utilized in the most efficient and effective manner possible to achieve the intended mission of the Lamar Institute of Technology. In order to achieve the objectives and service standards established by this Act, the Lamar Institute of Technology shall make every effort to attain the following designated key performance target levels associated with each item of appropriation.

	<u>2008</u>	<u>2009</u>
A. Goal: INSTRUCTION/OPERATIONS		
Outcome (Results/Impact):		
Percentage of Courses Completed	93.9%	93.9%
Percent of Contact Hours Taught by Full-time Faculty	80.8%	80.8%
Percentage of Developmental Education Students Who Pass Skills Assessment Test	25%	25%
A.1.1. Strategy: ACADEMIC EDUCATION		
Efficiencies:		
Administrative Cost as a Percent of Total Expenditures	13%	13%

LAMAR STATE COLLEGE - ORANGE

	For the Years Ending	
	August 31,	August 31,
	<u>2008</u>	<u>2009</u>
Method of Financing:		
General Revenue Fund	\$ 6,828,024	\$ 6,822,724

LAMAR STATE COLLEGE - ORANGE
(Continued)

GR Dedicated - Estimated Other Educational and General Income Account No. 770	<u>2,205,669</u>	<u>2,220,372</u>
--	------------------	------------------

Total, Method of Financing	<u>\$ 9,033,693</u>	<u>\$ 9,043,096</u>
-----------------------------------	---------------------	---------------------

Items of Appropriation:		
1. Educational and General State Support	\$ 9,033,693	\$ 9,043,096
 Grand Total, LAMAR STATE COLLEGE - ORANGE	 <u>\$ 9,033,693</u>	 <u>\$ 9,043,096</u>

This bill pattern represents an estimated 62.5% of this agency's estimated total available funds for the biennium.

Number of Full-Time-Equivalents (FTE)- Appropriated Funds	132.0	132.0
--	-------	-------

1. Informational Listing of Appropriated Funds. The appropriations made above for Educational and General State Support are subject to the special and general provisions of this Act and include the following amounts for the purposes indicated.

A. Goal: INSTRUCTION/OPERATIONS		
Provide Instructional and Operations Support.		
A.1.1. Strategy: ACADEMIC EDUCATION	\$ 3,477,972	\$ 3,487,579
A.1.2. Strategy: VOCATIONAL/TECHNICAL EDUCATION	\$ 1,659,178	\$ 1,659,178
A.1.3. Strategy: STAFF GROUP INSURANCE PREMIUMS	\$ 156,932	\$ 158,501
A.1.4. Strategy: TEXAS PUBLIC EDUCATION GRANTS	<u>\$ 355,195</u>	<u>\$ 357,655</u>
 Total, Goal A: INSTRUCTION/OPERATIONS	 <u>\$ 5,649,277</u>	 <u>\$ 5,662,913</u>

B. Goal: INFRASTRUCTURE SUPPORT		
Provide Infrastructure Support.		
B.1.1. Strategy: E&G SPACE SUPPORT	\$ 1,249,939	\$ 1,249,939
B.1.2. Strategy: TUITION REVENUE BOND RETIREMENT	\$ 590,273	\$ 586,040
B.1.3. Strategy: SKILES ACT REVENUE BOND RETIREMENT	<u>\$ 23,155</u>	<u>\$ 23,155</u>
 Total, Goal B: INFRASTRUCTURE SUPPORT	 <u>\$ 1,863,367</u>	 <u>\$ 1,859,134</u>

C. Goal: SPECIAL ITEM SUPPORT		
Provide Special Item Support.		
C.1.1. Strategy: INSTITUTIONAL ENHANCEMENT	\$ 1,521,049	\$ 1,521,049
 Grand Total, LAMAR STATE COLLEGE - ORANGE	 <u>\$ 9,033,693</u>	 <u>\$ 9,043,096</u>

Object-of-Expense Informational Listing:		
Salaries and Wages	\$ 3,102,216	\$ 3,465,648
Other Personnel Costs	93,952	65,474
Faculty Salaries (Higher Education Only)	1,255,975	1,629,111
Professional Fees and Services	37,656	33,123
Consumable Supplies	251,172	232,807
Utilities	793,123	742,512
Travel	39,998	37,073
Rent - Machine and Other	116,926	108,378
Other Operating Expense	2,636,687	2,484,486
Grants	592,123	112,960
Capital Expenditures	<u>113,865</u>	<u>131,524</u>
 Total, Object-of-Expense Informational Listing	 <u>\$ 9,033,693</u>	 <u>\$ 9,043,096</u>

Estimated Allocations for Employee Benefits and Debt Service Appropriations Made Elsewhere in this Act:

<u>Employee Benefits</u>		
Retirement	\$ 367,421	\$ 380,666
Group Insurance	678,723	678,723

LAMAR STATE COLLEGE - ORANGE
(Continued)

Social Security	<u>454,683</u>	<u>470,597</u>
Subtotal, Employee Benefits	<u>\$ 1,500,827</u>	<u>\$ 1,529,986</u>
Total, Estimated Allocations for Employee Benefits and Debt Service Appropriations Made Elsewhere in this Act	<u>\$ 1,500,827</u>	<u>\$ 1,529,986</u>

2. **Performance Measure Targets.** The following is a listing of the key performance target levels for the Lamar State College - Orange. It is the intent of the Legislature that appropriations made by this Act be utilized in the most efficient and effective manner possible to achieve the intended mission of the Lamar State College - Orange. In order to achieve the objectives and service standards established by this Act, the Lamar State College - Orange shall make every effort to attain the following designated key performance target levels associated with each item of appropriation.

	<u>2008</u>	<u>2009</u>
A. Goal: INSTRUCTION/OPERATIONS		
Outcome (Results/Impact):		
Percent of Courses Completed	89%	89%
Number of Students Who Transfer to a University	390	390
Percent of Contact Hours Taught by Full-time Faculty	79%	79%
Percentage of Developmental Education Students Who Pass Skills Assessment Test	50%	50%
A.1.1. Strategy: ACADEMIC EDUCATION		
Efficiencies:		
Administrative Cost as a Percent of Total Expenditures	13%	13%

LAMAR STATE COLLEGE - PORT ARTHUR

	For the Years Ending	
	August 31, <u>2008</u>	August 31, <u>2009</u>
Method of Financing:		
General Revenue Fund	\$ 8,933,819	\$ 9,386,001
GR Dedicated - Estimated Other Educational and General Income Account No. 770	<u>1,308,102</u>	<u>1,308,102</u>
Total, Method of Financing	<u>\$ 10,241,921</u>	<u>\$ 10,694,103</u>
Items of Appropriation:		
1. Educational and General State Support	\$ 10,241,921	\$ 10,694,103
Grand Total, LAMAR STATE COLLEGE - PORT ARTHUR	<u>\$ 10,241,921</u>	<u>\$ 10,694,103</u>

This bill pattern represents an estimated 60.4% of this agency's estimated total available funds for the biennium.

Number of Full-Time-Equivalents (FTE)-Appropriated Funds	253.8	253.8
---	-------	-------

1. **Informational Listing of Appropriated Funds.** The appropriations made above for Educational and General State Support are subject to the special and general provisions of this Act and include the following amounts for the purposes indicated.

A. Goal: INSTRUCTION/OPERATIONS		
Provide Instructional and Operations Support.		
A.1.1. Strategy: ACADEMIC EDUCATION	\$ 2,975,437	\$ 2,973,328
A.1.2. Strategy: VOCATIONAL/TECHNICAL EDUCATION	\$ 3,194,758	\$ 3,194,758
A.1.3. Strategy: STAFF GROUP INSURANCE PREMIUMS	\$ 234,405	\$ 236,749
A.1.4. Strategy: TEXAS PUBLIC EDUCATION GRANTS	\$ 137,000	\$ 137,000
A.1.5. Strategy: EXCELLENCE FUNDING	<u>\$ 0</u>	<u>\$ 202,301</u>
Total, Goal A: INSTRUCTION/OPERATIONS	<u>\$ 6,541,600</u>	<u>\$ 6,744,136</u>

LAMAR STATE COLLEGE - PORT ARTHUR
(Continued)

B. Goal: INFRASTRUCTURE SUPPORT

Provide Infrastructure Support.

B.1.1. Strategy: E&G SPACE SUPPORT	\$ 1,411,003	\$ 1,411,003
B.1.2. Strategy: TUITION REVENUE BOND RETIREMENT	\$ 939,578	\$ 933,613
B.1.3. Strategy: SKILES ACT REVENUE BOND RETIREMENT	\$ 26,000	\$ 26,000
Total, Goal B: INFRASTRUCTURE SUPPORT	\$ 2,376,581	\$ 2,370,616

C. Goal: SPECIAL ITEM SUPPORT

Provide Special Item Support.

C.2.1. Strategy: SMALL BUSINESS DEVELOPMENT CENTER	\$ 179,904	\$ 179,904
C.3.1. Strategy: INSTITUTIONAL ENHANCEMENT	\$ 1,143,836	\$ 1,399,447
Total, Goal C: SPECIAL ITEM SUPPORT	\$ 1,323,740	\$ 1,579,351

Grand Total, LAMAR STATE COLLEGE - PORT ARTHUR	\$ 10,241,921	\$ 10,694,103
--	---------------	---------------

Object-of-Expense Informational Listing:

Salaries and Wages	\$ 4,410,325	\$ 4,437,460
Faculty Salaries (Higher Education Only)	2,938,631	3,535,869
Utilities	714,794	500,550
Debt Service	965,578	959,613
Other Operating Expense	295,474	694,680
Client Services	137,000	137,000
Grants	780,119	428,931

Total, Object-of-Expense Informational Listing	\$ 10,241,921	\$ 10,694,103
--	---------------	---------------

Estimated Allocations for Employee Benefits and Debt Service Appropriations Made Elsewhere in this Act:

Employee Benefits

Retirement	\$ 573,993	\$ 594,483
Group Insurance	1,277,899	1,277,899
Social Security	726,029	751,440

Subtotal, Employee Benefits	\$ 2,577,921	\$ 2,623,822
-----------------------------	--------------	--------------

Total, Estimated Allocations for Employee Benefits and Debt Service Appropriations Made Elsewhere in this Act	\$ 2,577,921	\$ 2,623,822
---	--------------	--------------

2. Performance Measure Targets. The following is a listing of the key performance target levels for the Lamar State College - Port Arthur. It is the intent of the Legislature that appropriations made by this Act be utilized in the most efficient and effective manner possible to achieve the intended mission of the Lamar State College - Port Arthur. In order to achieve the objectives and service standards established by this Act, the Lamar State College - Port Arthur shall make every effort to attain the following designated key performance target levels associated with each item of appropriation.

	2008	2009
A. Goal: INSTRUCTION/OPERATIONS		
Outcome (Results/Impact):		
Percent of Courses Completed	92.5%	92.5%
Number of Students Who Transfer to a University	499	499
Percent of Contact Hours Taught by Full-time Faculty	82.2%	82.2%
Percentage of Developmental Education Students Who Pass Skills Assessment Test	8.3%	8.4%
A.1.1. Strategy: ACADEMIC EDUCATION		
Efficiencies:		
Administrative Cost as a Percent of Total Expenditures	13%	13%

SAM HOUSTON STATE UNIVERSITY

	For the Years Ending	
	August 31, 2008	August 31, 2009
Method of Financing:		
General Revenue Fund	\$ 44,480,170	\$ 44,335,355
<u>General Revenue Fund - Dedicated</u>		
Law Enforcement Management Institute Account No. 581, estimated	7,163,000	4,551,000
Estimated Board Authorized Tuition Increases Account No. 704	1,595,309	1,595,309
Estimated Other Educational and General Income Account No. 770	23,102,887	23,155,764
Correctional Management Institute of Texas Account No. 5083, estimated	4,053,000	2,425,000
Subtotal, General Revenue Fund - Dedicated	<u>\$ 35,914,196</u>	<u>\$ 31,727,073</u>
Total, Method of Financing	<u>\$ 80,394,366</u>	<u>\$ 76,062,428</u>
Items of Appropriation:		
1. Educational and General State Support	\$ 80,394,366	\$ 76,062,428
Grand Total, SAM HOUSTON STATE UNIVERSITY	<u>\$ 80,394,366</u>	<u>\$ 76,062,428</u>

This bill pattern represents an estimated 45.7% of this agency's estimated total available funds for the biennium.

Number of Full-Time-Equivalents (FTE)- Appropriated Funds	1,054.5	1,054.5
--	---------	---------

1. **Informational Listing of Appropriated Funds.** The appropriations made above for Educational and General State Support are subject to the special and general provisions of this Act and include the following amounts for the purposes indicated.

A. Goal: INSTRUCTION/OPERATIONS		
Provide Instructional and Operations Support.		
A.1.1. Strategy: OPERATIONS SUPPORT	\$ 44,755,788	\$ 44,755,400
A.1.2. Strategy: TEACHING EXPERIENCE SUPPLEMENT	\$ 2,104,399	\$ 2,104,381
A.1.3. Strategy: STAFF GROUP INSURANCE PREMIUMS	\$ 1,862,488	\$ 1,881,113
A.1.4. Strategy: WORKERS' COMPENSATION INSURANCE	\$ 268,488	\$ 268,488
A.1.5. Strategy: TEXAS PUBLIC EDUCATION GRANTS	\$ 2,978,932	\$ 2,985,716
A.1.6. Strategy: ORGANIZED ACTIVITIES	\$ 86,885	\$ 86,885
A.1.7. Strategy: EXCELLENCE FUNDING	<u>\$ 719,252</u>	<u>\$ 713,858</u>
Total, Goal A: INSTRUCTION/OPERATIONS	<u>\$ 52,776,232</u>	<u>\$ 52,795,841</u>
B. Goal: INFRASTRUCTURE SUPPORT		
Provide Infrastructure Support.		
B.1.1. Strategy: E&G SPACE SUPPORT	\$ 8,552,522	\$ 8,552,448
B.1.2. Strategy: TUITION REVENUE BOND RETIREMENT	<u>\$ 2,882,898</u>	<u>\$ 2,872,625</u>
Total, Goal B: INFRASTRUCTURE SUPPORT	<u>\$ 11,435,420</u>	<u>\$ 11,425,073</u>
C. Goal: SPECIAL ITEM SUPPORT		
Provide Special Item Support.		
C.1.1. Strategy: ACADEMIC ENRICHMENT CENTER Academic Enrichment Center/Advisement Center.	\$ 124,687	\$ 125,070
C.3.1. Strategy: SAM HOUSTON MUSEUM	\$ 366,116	\$ 366,116
C.3.2. Strategy: BUSINESS & ECONOMIC DEVELOPMENT CTR Center for Business and Economic Development.	\$ 188,903	\$ 188,903
C.3.3. Strategy: LAW ENFORCEMENT MGT INSTITUTE Bill Blackwood Law Enforcement Management Institute of Texas. Est.	\$ 7,163,000	\$ 4,551,000
C.3.4. Strategy: CORRECTIONAL MANAGEMENT INSTITUTE Criminal Justice Correctional Management Institute of Texas.	\$ 4,053,000	\$ 2,425,000
C.3.5. Strategy: CRIME VICTIMS' INSTITUTE	\$ 299,218	\$ 319,816

SAM HOUSTON STATE UNIVERSITY
(Continued)

C.3.6. Strategy: FORENSIC SCIENCE COMMISSION	\$	250,000	\$	250,000
C.4.1. Strategy: ENVIRONMENTAL STUDIES INSTITUTE Institute of Environmental Studies.	\$	145,666	\$	145,666
C.4.2. Strategy: INSTITUTIONAL ENHANCEMENT	\$	3,092,724	\$	2,970,543
Total, Goal C: SPECIAL ITEM SUPPORT	\$	15,683,314	\$	11,342,114
D. Goal: RESEARCH DEVELOPMENT FUND				
D.1.1. Strategy: RESEARCH DEVELOPMENT FUND	\$	499,400	\$	499,400
Grand Total, SAM HOUSTON STATE UNIVERSITY	\$	80,394,366	\$	76,062,428
Object-of-Expense Informational Listing:				
Salaries and Wages	\$	20,542,185	\$	19,787,797
Other Personnel Costs		1,052,886		1,308,429
Faculty Salaries (Higher Education Only)		27,570,264		28,133,787
Professional Fees and Services		897,430		2,296,392
Fuels and Lubricants		20,203		39,020
Consumable Supplies		633,887		557,661
Utilities		1,149,472		1,186,180
Travel		60,392		76,625
Rent - Building		336,053		337,129
Rent - Machine and Other		67,554		93,239
Other Operating Expense		16,010,488		12,740,914
Grants		11,957,881		9,265,167
Capital Expenditures		95,671		240,088
Total, Object-of-Expense Informational Listing	\$	80,394,366	\$	76,062,428
Estimated Allocations for Employee Benefits and Debt Service Appropriations Made Elsewhere in this Act:				
<u>Employee Benefits</u>				
Retirement	\$	3,905,538	\$	4,043,047
Group Insurance		5,776,682		5,776,682
Social Security		4,044,940		4,186,513
 Subtotal, Employee Benefits	\$	13,727,160	\$	14,006,242
Total, Estimated Allocations for Employee Benefits and Debt Service Appropriations Made Elsewhere in this Act	\$	13,727,160	\$	14,006,242

2. **Performance Measure Targets.** The following is a listing of the key performance target levels for the Sam Houston State University. It is the intent of the Legislature that appropriations made by this Act be utilized in the most efficient and effective manner possible to achieve the intended mission of the Sam Houston State University. In order to achieve the objectives and service standards established by this Act, the Sam Houston State University shall make every effort to attain the following designated key performance target levels associated with each item of appropriation.

	<u>2008</u>	<u>2009</u>
A. Goal: INSTRUCTION/OPERATIONS		
Outcome (Results/Impact):		
Percent of First-time, Full-time, Degree-seeking Freshmen Who Earn a Baccalaureate Degree within Six Academic Years	49%	52%
Percent of First-time, Full-time, Degree-seeking Freshmen Who Earn a Baccalaureate Degree within Four Academic Years	33%	33%
Persistence Rate of First-time, Full-time, Degree-seeking Freshmen Students after One Academic Year	79%	81%
Certification Rate of Teacher Education Graduates	97%	97%
Percent of Baccalaureate Graduates Who Are First Generation College Graduates	50.7%	50.7%
Percent of Lower Division Courses Taught by Tenured Faculty	58.5%	58.5%
Dollar Value of External or Sponsored Research Funds (in Millions)	2	2.2

SAM HOUSTON STATE UNIVERSITY
(Continued)

- A.1.1. Strategy: OPERATIONS SUPPORT**
Efficiencies:
Administrative Cost as a Percent of Total Expenditures 7% 7%
3. **Unexpended Balances, CJ-CMIT and LEMIT.** Any unexpended balances from appropriations for the fiscal year ending August 31, 2007 in the Criminal Justice Correctional Management Institute of Texas Fund (GR Dedicated Fund 5083), estimated to be \$1,639,000 and included above in the Method of Financing and the Law Enforcement Management Institute of Texas Fund (GR Dedicated Fund 581), estimated to be \$2,640,000 and included above in the Method of Financing, are appropriated for the same purpose for the fiscal year beginning September 1, 2007. Any balances in Fund 5083 and Fund 581 remaining as of August 31, 2008 are appropriated for the same purpose for the fiscal year beginning September 1, 2008. Fund 5083 revenues are estimated to be \$2,414,000 in fiscal year 2008 and \$2,425,000 in fiscal year 2009. Fund 581 revenues are estimated to be \$4,523,000 in fiscal year 2008 and \$4,551,000 in fiscal year 2009.
4. **Appropriation for the Texas Forensic Science Commission.** Out of the funds appropriated above in Strategy C.3.6, Texas Forensic Commission, \$250,000 per year in General Revenue shall be used for the Texas Forensic Science Commission.

TEXAS STATE UNIVERSITY - SAN MARCOS

	For the Years Ending	
	August 31, 2008	August 31, 2009
Method of Financing:		
General Revenue Fund	\$ 88,731,855	\$ 85,571,099
<u>General Revenue Fund - Dedicated</u>		
Estimated Board Authorized Tuition Increases Account No. 704	3,300,000	3,300,000
Estimated Other Educational and General Income Account No. 770	35,324,100	35,366,034
Sexual Assault Program Account No. 5010	50,000	50,000
Subtotal, General Revenue Fund - Dedicated	<u>\$ 38,674,100</u>	<u>\$ 38,716,034</u>
Total, Method of Financing	<u><u>\$ 127,405,955</u></u>	<u><u>\$ 124,287,133</u></u>
Items of Appropriation:		
1. Educational and General State Support	\$ 127,405,955	\$ 124,287,133
Grand Total, TEXAS STATE UNIVERSITY - SAN MARCOS	<u><u>\$ 127,405,955</u></u>	<u><u>\$ 124,287,133</u></u>

This bill pattern represents an estimated 37.4% of this agency's estimated total available funds for the biennium.

Number of Full-Time-Equivalents (FTE)-Appropriated Funds	2,005.0	2,005.0
---	---------	---------

1. **Informational Listing of Appropriated Funds.** The appropriations made above for Educational and General State Support are subject to the special and general provisions of this Act and include the following amounts for the purposes indicated.

A. Goal: INSTRUCTION/OPERATIONS Provide Instructional and Operations Support.		
A.1.1. Strategy: OPERATIONS SUPPORT	\$ 76,910,589	\$ 76,910,589
A.1.2. Strategy: TEACHING EXPERIENCE SUPPLEMENT	\$ 3,043,831	\$ 3,043,831
A.1.3. Strategy: STAFF GROUP INSURANCE PREMIUMS	\$ 3,868,462	\$ 3,907,146
A.1.4. Strategy: WORKERS' COMPENSATION INSURANCE	\$ 674,221	\$ 674,221
A.1.5. Strategy: TEXAS PUBLIC EDUCATION GRANTS	\$ 5,141,742	\$ 5,147,237
A.1.6. Strategy: ORGANIZED ACTIVITIES	\$ 883,214	\$ 883,214
A.1.7. Strategy: EXCELLENCE FUNDING	<u>\$ 2,345,347</u>	<u>\$ 2,345,347</u>
Total, Goal A: INSTRUCTION/OPERATIONS	<u><u>\$ 92,867,406</u></u>	<u><u>\$ 92,911,585</u></u>

TEXAS STATE UNIVERSITY - SAN MARCOS
(Continued)

B. Goal: INFRASTRUCTURE SUPPORT

Provide Infrastructure Support.

B.1.1. Strategy: E&G SPACE SUPPORT	\$	14,434,541	\$	14,434,541
B.1.2. Strategy: TUITION REVENUE BOND RETIREMENT	\$	11,888,927	\$	11,725,927
B.1.3. Strategy: SKILES ACT REVENUE BOND RETIREMENT				
	\$	296,848	\$	296,848
Total, Goal B: INFRASTRUCTURE SUPPORT	\$	26,620,316	\$	26,457,316

C. Goal: SPECIAL ITEM SUPPORT

Provide Special Item Support.

C.1.1. Strategy: GEOGRAPHY EDUCATION Improvement of Geography Education.	\$	43,750	\$	43,750
C.1.2. Strategy: ROUND ROCK HIGHER EDUCATION CENTER	\$	350,000	\$	350,000
C.1.3. Strategy: NURSING PROGRAM START-UP	\$	1,000,000	\$	1,000,000
C.1.4. Strategy: SCHOOL SAFETY CENTER ¹	\$	3,000,000	\$	UB
C.2.1. Strategy: EDWARDS AQUIFER RESEARCH CENTER Edwards Aquifer Research and Data Center.	\$	216,266	\$	216,266
C.2.2. Strategy: TEXAS LONG-TERM CARE INST Texas Long-term Care Institute.	\$	146,832	\$	146,832
C.2.3. Strategy: SEMICONDUCTOR INITIATIVE Semiconductor Manufacturing and Research Initiative.	\$	87,500	\$	87,500
C.3.1. Strategy: SMALL BUSINESS DEVELOPMENT CENTER	\$	171,461	\$	171,461
C.3.2. Strategy: SCHOOL DISTRICT TRAINING ²	\$	50,000	\$	50,000
C.4.1. Strategy: INSTITUTIONAL ENHANCEMENT	\$	1,903,652	\$	1,903,651
Total, Goal C: SPECIAL ITEM SUPPORT	\$	6,969,461	\$	3,969,460

D. Goal: RESEARCH DEVELOPMENT FUND

D.1.1. Strategy: RESEARCH DEVELOPMENT FUND	\$	948,772	\$	948,772
---	----	---------	----	---------

Grand Total, TEXAS STATE UNIVERSITY - SAN MARCOS	\$	127,405,955	\$	124,287,133
---	----	-------------	----	-------------

Object-of-Expense Informational Listing:

Salaries and Wages	\$	28,981,102	\$	29,876,992
Faculty Salaries (Higher Education Only)		54,978,864		56,549,464
Utilities		8,756,080		8,722,903
Travel		28,643		27,541
Debt Service		11,888,927		11,725,927
Other Operating Expense		17,132,440		14,301,579
Grants		5,554,099		2,992,861
Capital Expenditures		85,800		89,866

Total, Object-of-Expense Informational Listing	\$	127,405,955	\$	124,287,133
---	----	-------------	----	-------------

Estimated Allocations for Employee Benefits and Debt Service Appropriations Made Elsewhere in this Act:

<u>Employee Benefits</u>				
Retirement	\$	7,308,874	\$	7,567,601
Group Insurance		8,145,828		8,145,828
Social Security		7,301,076		7,556,614

Subtotal, Employee Benefits	\$	22,755,778	\$	23,270,043
-----------------------------	----	------------	----	------------

Total, Estimated Allocations for Employee Benefits and Debt Service Appropriations Made Elsewhere in this Act	\$	22,755,778	\$	23,270,043
--	----	------------	----	------------

¹ Incorporates Article III, Special Provisions Relating Only to State Agencies of Higher Education, § 54, Special Item Appropriations, of this Act, resulting in an increase in General Revenue Funds of \$3,000,000 for the School Safety Center in FY 2008 and unexpended balance authority in FY 2009.

² Incorporates Article IX, §19.74, of this Act, due to the enactment of HB 1751, 80th Legislature, Regular Session, for School District Training and Technical Assistance at Texas State University-San Marcos, resulting in an increase in General Revenue Dedicated Account No. 5010 of \$50,000 in FY 2008 and \$50,000 in FY 2009.

TEXAS STATE UNIVERSITY - SAN MARCOS
(Continued)

2. **Performance Measure Targets.** The following is a listing of the key performance target levels for the Texas State University - San Marcos. It is the intent of the Legislature that appropriations made by this Act be utilized in the most efficient and effective manner possible to achieve the intended mission of the Texas State University - San Marcos. In order to achieve the objectives and service standards established by this Act, the Texas State University - San Marcos shall make every effort to attain the following designated key performance target levels associated with each item of appropriation.

	<u>2008</u>	<u>2009</u>
A. Goal: INSTRUCTION/OPERATIONS		
Outcome (Results/Impact):		
Percent of First-time, Full-time, Degree-seeking Freshmen Who Earn a Baccalaureate Degree within Six Academic Years	54.1%	54.1%
Percent of First-time, Full-time, Degree-seeking Freshmen Who Earn a Baccalaureate Degree within Four Academic Years	25.7%	25.7%
Persistence Rate of First-time, Full-time, Degree-seeking Freshmen Students after One Academic Year	85%	85%
Certification Rate of Teacher Education Graduates	89.1%	89.1%
Percent of Baccalaureate Graduates Who Are First Generation College Graduates	46.1%	46.1%
Percent of Lower Division Courses Taught by Tenured Faculty	47.3%	47.3%
Dollar Value of External or Sponsored Research Funds (in Millions)	20.6	22.4
A.1.1. Strategy: OPERATIONS SUPPORT		
Efficiencies:		
Administrative Cost as a Percent of Total Expenditures	10.2%	10.2%

3. **Freeman Ranch.** Out of the amounts appropriated above in informational item A.1.6, Organized Activities, \$115,089 in each year of the biennium shall be used for the Freeman Ranch.
4. **Appropriations for Nursing Program Startup.** From funds appropriated above in Strategy C.1.3, the Texas State University-San Marcos will develop a baccalaureate degree nursing program to respond to the shortage of nurses in Texas. Any unexpended balances as of August 31, 2008 are hereby appropriated for the same purposes for the fiscal year beginning September 1, 2008.

SUL ROSS STATE UNIVERSITY

	For the Years Ending	
	August 31, <u>2008</u>	August 31, <u>2009</u>
Method of Financing:		
General Revenue Fund	\$ 15,119,113	\$ 15,082,542
<u>General Revenue Fund - Dedicated</u>		
Estimated Board Authorized Tuition Increases Account No. 704	114,727	114,727
Estimated Other Educational and General Income Account No. 770	2,434,265	2,440,146
Subtotal, General Revenue Fund - Dedicated	<u>\$ 2,548,992</u>	<u>\$ 2,554,873</u>
Total, Method of Financing	<u><u>\$ 17,668,105</u></u>	<u><u>\$ 17,637,415</u></u>
Items of Appropriation:		
1. Educational and General State Support	\$ 17,668,105	\$ 17,637,415
Grand Total, SUL ROSS STATE UNIVERSITY	<u><u>\$ 17,668,105</u></u>	<u><u>\$ 17,637,415</u></u>

This bill pattern represents an estimated 55.7% of this agency's estimated total available funds for the biennium.

SUL ROSS STATE UNIVERSITY
(Continued)

Number of Full-Time-Equivalents (FTE)- Appropriated Funds	333.2	333.2
--	-------	-------

1. Informational Listing of Appropriated Funds. The appropriations made above for Educational and General State Support are subject to the special and general provisions of this Act and include the following amounts for the purposes indicated.

A. Goal: INSTRUCTION/OPERATIONS		
Provide Instructional and Operations Support.		
A.1.1. Strategy: OPERATIONS SUPPORT	\$ 5,106,550	\$ 5,106,550
A.1.2. Strategy: TEACHING EXPERIENCE SUPPLEMENT	\$ 249,814	\$ 249,814
A.1.3. Strategy: STAFF GROUP INSURANCE PREMIUMS	\$ 294,111	\$ 297,052
A.1.4. Strategy: WORKERS' COMPENSATION INSURANCE	\$ 36,796	\$ 36,796
A.1.5. Strategy: TEXAS PUBLIC EDUCATION GRANTS	\$ 329,266	\$ 330,069
A.1.6. Strategy: ORGANIZED ACTIVITIES	\$ 139,580	\$ 139,580
A.1.7. Strategy: FORMULA HOLD HARMLESS	\$ 783,126	\$ 783,126
A.1.8. Strategy: EXCELLENCE FUNDING	<u>\$ 213,418</u>	<u>\$ 212,668</u>
Total, Goal A: INSTRUCTION/OPERATIONS	<u>\$ 7,152,661</u>	<u>\$ 7,155,655</u>

B. Goal: INFRASTRUCTURE SUPPORT		
Provide Infrastructure Support.		
B.1.1. Strategy: E&G SPACE SUPPORT	\$ 2,547,558	\$ 2,547,558
B.1.2. Strategy: TUITION REVENUE BOND RETIREMENT	<u>\$ 2,783,019</u>	<u>\$ 2,749,335</u>
Total, Goal B: INFRASTRUCTURE SUPPORT	<u>\$ 5,330,577</u>	<u>\$ 5,296,893</u>

C. Goal: SPECIAL ITEM SUPPORT		
Provide Special Item Support.		
C.2.1. Strategy: CHIHUAHUAN DESERT RESEARCH	\$ 25,000	\$ 25,000
C.2.2. Strategy: CENTER FOR BIG BEND STUDIES	\$ 165,000	\$ 165,000
C.3.1. Strategy: SUL ROSS MUSEUM	\$ 113,064	\$ 113,064
Sul Ross State University Museum.		
C.3.2. Strategy: BIG BEND SMALL BUSINESS DEVT CENTER	\$ 121,696	\$ 121,696
Big Bend Region Minority and Small Business Development Center.		
C.3.3. Strategy: CRIMINAL JUSTICE ACADEMY	\$ 74,164	\$ 74,164
C.3.4. Strategy: BIG BEND ARCHIVES	\$ 90,000	\$ 90,000
Archives of the Big Bend.		
C.3.5. Strategy: RURAL HISPANIC LEADERSHIP	\$ 50,000	\$ 50,000
C.3.6. Strategy: MUSEUM OF THE BIG BEND	\$ 30,000	\$ 30,000
C.4.1. Strategy: INSTITUTIONAL ENHANCEMENT	<u>\$ 4,211,905</u>	<u>\$ 4,211,905</u>
Total, Goal C: SPECIAL ITEM SUPPORT	<u>\$ 4,880,829</u>	<u>\$ 4,880,829</u>

D. Goal: RESEARCH DEVELOPMENT FUND		
D.1.1. Strategy: RESEARCH DEVELOPMENT FUND	\$ 304,038	\$ 304,038
Grand Total, SUL ROSS STATE UNIVERSITY	<u><u>\$ 17,668,105</u></u>	<u><u>\$ 17,637,415</u></u>

Object-of-Expense Informational Listing:		
Salaries and Wages	\$ 6,467,599	\$ 6,413,787
Other Personnel Costs	117,653	117,274
Faculty Salaries (Higher Education Only)	4,354,480	4,134,184
Professional Salaries - Faculty Equivalent (Higher Education Only)	143,292	143,292
Fuels and Lubricants	8,117	8,820
Consumable Supplies	232,109	265,290
Utilities	1,025,880	1,070,169
Travel	205,094	213,949
Rent - Machine and Other	52,117	54,709
Debt Service	2,783,019	2,749,335
Other Operating Expense	1,592,201	1,628,285
Client Services	329,266	330,069
Grants	352,727	503,670
Capital Expenditures	<u>4,551</u>	<u>4,582</u>
Total, Object-of-Expense Informational Listing	<u><u>\$ 17,668,105</u></u>	<u><u>\$ 17,637,415</u></u>

SUL ROSS STATE UNIVERSITY
(Continued)

Estimated Allocations for Employee Benefits and Debt Service Appropriations Made Elsewhere in this Act:

<u>Employee Benefits</u>		
Retirement	\$ 840,456	\$ 870,181
Group Insurance	1,820,226	1,820,226
Social Security	<u>1,227,069</u>	<u>1,270,016</u>
Subtotal, Employee Benefits	<u>\$ 3,887,751</u>	<u>\$ 3,960,423</u>
Total, Estimated Allocations for Employee Benefits and Debt Service Appropriations Made Elsewhere in this Act		
	<u>\$ 3,887,751</u>	<u>\$ 3,960,423</u>

2. **Performance Measure Targets.** The following is a listing of the key performance target levels for the Sul Ross State University. It is the intent of the Legislature that appropriations made by this Act be utilized in the most efficient and effective manner possible to achieve the intended mission of the Sul Ross State University. In order to achieve the objectives and service standards established by this Act, the Sul Ross State University shall make every effort to attain the following designated key performance target levels associated with each item of appropriation.

	<u>2008</u>	<u>2009</u>
A. Goal: INSTRUCTION/OPERATIONS		
Outcome (Results/Impact):		
Percent of First-time, Full-time, Degree-seeking Freshmen Who Earn a Baccalaureate Degree within Six Academic Years	22.9%	22.9%
Percent of First-time, Full-time, Degree-seeking Freshmen Who Earn a Baccalaureate Degree within Four Academic Years	7%	7%
Persistence Rate of First-time, Full-time, Degree-seeking Freshmen Students after One Academic Year	60%	60%
Certification Rate of Teacher Education Graduates	84.6%	84.6%
Percent of Baccalaureate Graduates Who Are First Generation College Graduates	65%	65%
Percent of Lower Division Courses Taught by Tenured Faculty	55.2%	55.2%
A.1.1. Strategy: OPERATIONS SUPPORT		
Efficiencies:		
Administrative Cost as a Percent of Total Expenditures	11%	11%

SUL ROSS STATE UNIVERSITY RIO GRANDE COLLEGE

	For the Years Ending	
	August 31,	August 31,
	<u>2008</u>	<u>2009</u>
Method of Financing:		
General Revenue Fund	\$ 5,375,824	\$ 5,375,974
<u>General Revenue Fund - Dedicated</u>		
Estimated Board Authorized Tuition Increases Account No. 704	42,581	42,581
Estimated Other Educational and General Income Account No. 770	929,594	930,047
Subtotal, General Revenue Fund - Dedicated	<u>\$ 972,175</u>	<u>\$ 972,628</u>
Total, Method of Financing	<u><u>\$ 6,347,999</u></u>	<u><u>\$ 6,348,602</u></u>
Items of Appropriation:		
1. Educational and General State Support	\$ 6,347,999	\$ 6,348,602
Grand Total, SUL ROSS STATE UNIVERSITY RIO GRANDE COLLEGE		
	<u><u>\$ 6,347,999</u></u>	<u><u>\$ 6,348,602</u></u>

This bill pattern represents an estimated 72.5% of this agency's estimated total available funds for the biennium.

SUL ROSS STATE UNIVERSITY RIO GRANDE COLLEGE
(Continued)

Number of Full-Time-Equivalents (FTE)- Appropriated Funds	82.2	82.2
--	------	------

1. Informational Listing of Appropriated Funds. The appropriations made above for Educational and General State Support are subject to the special and general provisions of this Act and include the following amounts for the purposes indicated.

A. Goal: INSTRUCTION/OPERATIONS		
Provide Instructional and Operations Support.		
A.1.1. Strategy: OPERATIONS SUPPORT	\$ 2,384,266	\$ 2,384,266
A.1.2. Strategy: TEACHING EXPERIENCE SUPPLEMENT	\$ 134,609	\$ 134,609
A.1.3. Strategy: STAFF GROUP INSURANCE PREMIUMS	\$ 53,707	\$ 54,244
A.1.4. Strategy: WORKERS' COMPENSATION INSURANCE	\$ 20,328	\$ 20,328
A.1.5. Strategy: TEXAS PUBLIC EDUCATION GRANTS	\$ 137,507	\$ 137,574
A.1.6. Strategy: EXCELLENCE FUNDING	<u>\$ 41,036</u>	<u>\$ 41,036</u>
Total, Goal A: INSTRUCTION/OPERATIONS	<u>\$ 2,771,453</u>	<u>\$ 2,772,057</u>
B. Goal: INFRASTRUCTURE SUPPORT		
Provide Infrastructure Support.		
B.1.1. Strategy: E&G SPACE SUPPORT	\$ 759,868	\$ 759,868
B.1.2. Strategy: LEASE OF FACILITIES	<u>\$ 228,016</u>	<u>\$ 228,016</u>
Total, Goal B: INFRASTRUCTURE SUPPORT	<u>\$ 987,884</u>	<u>\$ 987,884</u>
C. Goal: SPECIAL ITEM SUPPORT		
Provide Special Item Support.		
C.3.1. Strategy: SMALL BUSINESS DEVELOPMENT CENTER	\$ 152,580	\$ 152,580
C.3.2. Strategy: DOLPH BRISCOE INSTITUTE Dolph Briscoe Institute for Local Government.	\$ 41,500	\$ 41,500
C.4.1. Strategy: INSTITUTIONAL ENHANCEMENT	<u>\$ 2,394,582</u>	<u>\$ 2,394,581</u>
Total, Goal C: SPECIAL ITEM SUPPORT	<u>\$ 2,588,662</u>	<u>\$ 2,588,661</u>
Grand Total, SUL ROSS STATE UNIVERSITY RIO GRANDE COLLEGE	<u><u>\$ 6,347,999</u></u>	<u><u>\$ 6,348,602</u></u>

Object-of-Expense Informational Listing:		
Salaries and Wages	\$ 1,563,673	\$ 1,813,153
Other Personnel Costs	15,922	18,160
Faculty Salaries (Higher Education Only)	1,993,601	2,150,956
Consumable Supplies	88,291	96,757
Utilities	135,878	174,576
Travel	175,817	184,397
Rent - Building	963,873	806,881
Rent - Machine and Other	985	975
Other Operating Expense	893,850	880,787
Client Services	149,045	172,127
Grants	313,182	0
Capital Expenditures	<u>53,882</u>	<u>49,833</u>
Total, Object-of-Expense Informational Listing	<u><u>\$ 6,347,999</u></u>	<u><u>\$ 6,348,602</u></u>

Estimated Allocations for Employee Benefits and Debt Service Appropriations Made Elsewhere in this Act:

<u>Employee Benefits</u>		
Retirement	\$ 203,022	\$ 210,202
Group Insurance	<u>313,744</u>	<u>313,744</u>
Subtotal, Employee Benefits	<u>\$ 516,766</u>	<u>\$ 523,946</u>
Total, Estimated Allocations for Employee Benefits and Debt Service Appropriations Made Elsewhere in this Act	<u><u>\$ 516,766</u></u>	<u><u>\$ 523,946</u></u>

2. Performance Measure Targets. The following is a listing of the key performance target levels for the Sul Ross State University Rio Grande College. It is the intent of the Legislature that appropriations made by this Act be utilized in the most efficient and effective manner possible to achieve the intended mission of the Sul Ross State University Rio Grande College. In order to

SUL ROSS STATE UNIVERSITY RIO GRANDE COLLEGE
(Continued)

achieve the objectives and service standards established by this Act, the Sul Ross State University Rio Grande College shall make every effort to attain the following designated key performance target levels associated with each item of appropriation.

	<u>2008</u>	<u>2009</u>
A. Goal: INSTRUCTION/OPERATIONS		
Outcome (Results/Impact):		
Certification Rate of Teacher Education Graduates	72.86%	72.86%
Percent of Baccalaureate Graduates Who Are First Generation College Graduates	86.4%	86.4%
Percent of Incoming Full-time Undergraduate Transfer Students Who Graduate within Four Years	79%	79%
Percent of Incoming Full-time Undergraduate Transfer Students Who Graduate within Two Years	35%	35%
Persistence Rate of First-time, Full-time, Degree-seeking Transfer Students after One Academic Year (Upper-level Institutions Only)	79.3%	79.3%
A.1.1. Strategy: OPERATIONS SUPPORT		
Efficiencies:		
Administrative Cost as a Percent of Total Expenditures	9%	9%

THE UNIVERSITY OF TEXAS SOUTHWESTERN MEDICAL CENTER AT DALLAS

	For the Years Ending	
	August 31, <u>2008</u>	August 31, <u>2009</u>
Method of Financing:		
General Revenue Fund	\$ 157,782,340	\$ 139,830,547
GR Dedicated - Estimated Other Educational and General Income Account No. 770	9,687,422	9,761,367
<u>Other Funds</u>		
Permanent Health Fund for Higher Education No. 810, estimated	2,079,000	2,079,000
Permanent Endowment Fund, UT Southwestern Medical Center at Dallas No. 813, estimated	2,250,000	2,250,000
Subtotal, Other Funds	<u>\$ 4,329,000</u>	<u>\$ 4,329,000</u>
Total, Method of Financing	<u><u>\$ 171,798,762</u></u>	<u><u>\$ 153,920,914</u></u>
Items of Appropriation:		
1. Educational and General State Support	\$ 171,798,762	\$ 153,920,914
Grand Total, THE UNIVERSITY OF TEXAS SOUTHWESTERN MEDICAL CENTER AT DALLAS	<u><u>\$ 171,798,762</u></u>	<u><u>\$ 153,920,914</u></u>

This bill pattern represents an estimated 11.6% of this agency's estimated total available funds for the biennium.

Number of Full-Time-Equivalents (FTE)-Appropriated Funds	1,240.1	1,240.1
---	---------	---------

1. **Informational Listing of Appropriated Funds.** The appropriations made above for Educational and General State Support are subject to the special and general provisions of this Act and include the following amounts for the purposes indicated.

A. Goal: INSTRUCTION/OPERATIONS			
Provide Instructional and Operations Support.			
A.1.1. Strategy: MEDICAL EDUCATION	\$ 47,918,189	\$	47,918,189
A.1.2. Strategy: BIOMEDICAL SCIENCES TRAINING	\$ 10,607,234	\$	10,607,234
Graduate Training in Biomedical Sciences.			
A.1.3. Strategy: ALLIED HEALTH PROFESSIONS TRAINING	\$ 4,676,378	\$	4,676,378
A.1.4. Strategy: GRADUATE MEDICAL EDUCATION	\$ 6,619,981	\$	6,619,981
A.2.1. Strategy: STAFF GROUP INSURANCE PREMIUMS	\$ 615,397	\$	621,551

THE UNIVERSITY OF TEXAS SOUTHWESTERN MEDICAL CENTER AT DALLAS
(Continued)

A.2.2. Strategy:	WORKERS' COMPENSATION INSURANCE	\$	270,010	\$	243,781
A.2.3. Strategy:	UNEMPLOYMENT INSURANCE	\$	43,600	\$	32,592
A.3.1. Strategy:	TEXAS PUBLIC EDUCATION GRANTS	\$	1,104,236	\$	1,106,980
A.3.2. Strategy:	MEDICAL LOANS	\$	<u>101,656</u>	\$	<u>101,656</u>
Total, Goal A: INSTRUCTION/OPERATIONS		\$	<u>71,956,681</u>	\$	<u>71,928,342</u>
B. Goal: PROVIDE RESEARCH SUPPORT					
B.1.1. Strategy:	RESEARCH ENHANCEMENT	\$	6,515,706	\$	6,515,706
C. Goal: PROVIDE INFRASTRUCTURE SUPPORT					
C.1.1. Strategy:	E&G SPACE SUPPORT	\$	26,466,948	\$	26,466,948
C.2.1. Strategy:	TUITION REVENUE BOND RETIREMENT	\$	12,967,821	\$	13,005,746
C.2.2. Strategy:	LONG-TERM INSTR REL EQUIPMENT	\$	<u>1,883,703</u>	\$	<u>1,997,282</u>
Long-term Instructional Related Equipment.					
Total, Goal C: PROVIDE INFRASTRUCTURE SUPPORT		\$	<u>41,318,472</u>	\$	<u>41,469,976</u>
D. Goal: PROVIDE SPECIAL ITEM SUPPORT					
D.1.1. Strategy:	PRIMARY CARE RESIDENCY TRAINING	\$	1,557,500	\$	1,557,500
Primary Care Residency Training Program.					
D.2.1. Strategy:	INSTITUTE FOR NOBEL/NA BIO	\$	8,246,403	\$	8,245,390
RESEARCH					
Institute for Nobel/National-Academy Biomedical Research.					
D.2.2. Strategy:	INNOVATIONS IN MED TECHNOLOGY	\$	9,000,000	\$	9,000,000
Institute for Innovations in Medical Technology.					
D.2.3. Strategy:	METROPLEX COMP MED IMAGING	\$	7,500,000	\$	7,500,000
CENTER					
Metroplex Comprehensive Medical Imaging Center.					
D.2.4. Strategy:	CNTR OBESITY, DIABETES & METAB	\$	18,000,000	\$	UB
RSCH ¹					
Center for Obesity, Diabetes and Metabolism Research.					
D.3.1. Strategy:	REGIONAL BURN CARE CENTER	\$	125,000	\$	125,000
D.3.2. Strategy:	CENTER FOR TREATMENT OF SICKLE	\$	1,500,000	\$	1,500,000
CELL					
Center for Treatment and Research on Sickle Cell Disease.					
D.4.1. Strategy:	SCIENCE TEACHER ACCESS TO	\$	750,000	\$	750,000
RESOURCES					
Program for Science Teacher Access to Resources (STARS).					
D.5.1. Strategy:	INSTITUTIONAL ENHANCEMENT	\$	<u>1,000,000</u>	\$	<u>1,000,000</u>
Total, Goal D: PROVIDE SPECIAL ITEM SUPPORT		\$	<u>47,678,903</u>	\$	<u>29,677,890</u>
E. Goal: TOBACCO FUNDS					
E.1.1. Strategy:	TOBACCO EARNINGS - UT SWMC	\$	2,250,000	\$	2,250,000
DALLAS					
Tobacco Earnings for UT Southwestern Medical Center at Dallas.					
E.1.2. Strategy:	TOBACCO - PERMANENT HEALTH FUND	\$	<u>2,079,000</u>	\$	<u>2,079,000</u>
Tobacco Earnings from the Permanent Health Fund for Higher Ed. No. 810.					
Total, Goal E: TOBACCO FUNDS		\$	<u>4,329,000</u>	\$	<u>4,329,000</u>
Grand Total, THE UNIVERSITY OF TEXAS					
SOUTHWESTERN MEDICAL CENTER AT DALLAS		\$	<u><u>171,798,762</u></u>	\$	<u><u>153,920,914</u></u>
Object-of-Expense Informational Listing:					
Salaries and Wages		\$	44,932,104	\$	27,143,701
Other Personnel Costs			3,729,929		2,025,863
Faculty Salaries (Higher Education Only)			64,956,369		68,648,877
Professional Fees and Services			286,527		853,304

¹ Incorporates Article III, Special Provisions Relating Only to State Agencies of Higher Education, § 54, Special Item Appropriations, of this Act, resulting in an increase in General Revenue Funds of \$18,000,000 for Obesity, Diabetes and Metabolism in FY 2008 and unexpended balance authority in FY 2009. Comptroller revenue certification letter dated August 1, 2007.

Fuels and Lubricants	30,920	190,633
Consumable Supplies	416,039	576,831
Utilities	16,328,242	13,123,045
Rent - Building	4,804	37,862
Rent - Machine and Other	436,323	319,361
Debt Service	12,968,043	13,005,746
Other Operating Expense	19,586,730	20,289,588
Capital Expenditures	8,122,732	7,706,103

\$ 171,798,762 \$ 153,920,914

Employee Benefits

Subtotal, Employee Benefits	\$	37,422,319	\$	38,501,491
-----------------------------	----	------------	----	------------

\$ 37,422,319 \$ 38,501,491

- | | 2008 | 2009 |
|---|-------|-------|
| A. Goal: INSTRUCTION/OPERATIONS | | |
| Outcome (Results/Impact): | | |
| Percent of Medical School Students Passing Part 1 or Part 2 of the National Licensing Exam on the First Attempt | 96.7% | 96.7% |
| Percent of Medical School Graduates Practicing Primary Care in Texas | 27.5% | 27.5% |
| Percent of Allied Health Graduates Passing the Certification/Licensure Exam on the First Attempt | 90% | 90% |
| Percent of Allied Health Graduates Who Are Licensed or Certified in Texas | 90% | 90% |
| Administrative (Institutional Support) Cost as a Percent of Total Expenditures | 3.79% | 3.79% |
| A.1.1. Strategy: MEDICAL EDUCATION | | |
| Output (Volume): | | |
| Number of Combined MD/PhD Graduates | 9 | 9 |
| Explanatory: | | |
| Minority Admissions as a Percent of Total First-year Admissions (All Schools) | 15% | 15% |
| Minority MD Admissions as a Percent of Total MD Admissions | 19.3% | 19.3% |
| Minority MD or DO Residents as a Percent of Total MD or DO Residents | 11% | 11% |
| Percent of Medical School Graduates Entering a Primary Care Residency | 50% | 50% |

Outcome (Results/Impact):

Total External Research Expenditures	305,000,000	305,000,000
--------------------------------------	-------------	-------------

D.4.1. Strategy: SCIENCE TEACHER ACCESS TO RESOURCES

555 555

3. **Estimated Appropriation and Unexpended Balance.** Included in the amounts appropriated above are: (1) estimated appropriations of amounts available for distribution or investment returns out of the Permanent Endowment Fund for The University of Texas Southwestern Medical Center at Dallas No. 813 and (2) estimated appropriations of the institution's estimated allocation of amounts available for distribution out of the Permanent Health Fund for Higher Education No. 810.
 - a. Amounts available for distribution or investment returns in excess of the amounts estimated above are also appropriated to the institution. In the event that amounts available for distribution or investment returns are less than the amounts estimated above, this Act may not be construed as appropriating funds to make up the difference.
 - b. All balances of estimated appropriations from the Permanent Endowment Fund for The University of Texas Southwestern Medical Center at Dallas No. 813 and of the institution's allocation from the amounts available for distribution out of the Permanent Health Fund for Higher Education No. 810, except for any General Revenue, at the close of the fiscal year ending August 31, 2007, and the income to said fund during the fiscal years beginning September 1, 2007, are hereby appropriated. Any unexpended appropriations made above as of August 31, 2008, are hereby appropriated to the institution for the same purposes for fiscal year 2009.
4. **Obesity, Diabetes and Metabolism.**² Included in amounts appropriated above to the The University of Texas Southwestern Medical Center, is \$8,000,000 in General Revenue for the biennium for obesity, diabetes and metabolism. This appropriation is contingent upon the Comptroller's certification of available General Revenue of \$8,000,000 for the biennium above the Comptroller's January 2007 Biennial Revenue Estimate.³

³ Comptroller revenue certification letter dated August 1, 2007.

	For the Years Ending	
	August 31, 2008	August 31, 2009
Method of Financing:		
General Revenue Fund	\$ 228,954,955	\$ 228,794,181
<u>General Revenue Fund - Dedicated</u>		
Estimated Other Educational and General Income Account No. 770	13,551,770	14,851,770
Advisory Commission on State Emergency Communications Account No. 5007	75,000	75,000
Subtotal, General Revenue Fund - Dedicated	<u>\$ 13,626,770</u>	<u>\$ 14,926,770</u>
<u>Other Funds</u>		
Health-Related Institutions Patient Income, estimated	317,319,556	317,319,556
Interagency Contracts	10,000,000	10,000,000
Permanent Health Fund for Higher Education No. 810, estimated	1,912,365	1,912,365
Permanent Endowment Fund, UT Medical Branch at Galveston No. 814, estimated	1,125,000	1,125,000
Subtotal, Other Funds	<u>\$ 330,356,921</u>	<u>\$ 330,356,921</u>
Total, Method of Financing	<u><u>\$ 572,938,646</u></u>	<u><u>\$ 574,077,872</u></u>
Items of Appropriation:		
1. Educational and General State Support	\$ 572,938,646	\$ 574,077,872
Grand Total, THE UNIVERSITY OF TEXAS MEDICAL BRANCH AT GALVESTON	\$ 572,938,646	\$ 574,077,872

THE UNIVERSITY OF TEXAS MEDICAL BRANCH AT GALVESTON
(Continued)

This bill pattern represents an estimated 41.6% of this agency's estimated total available funds for the biennium.

Number of Full-Time-Equivalents (FTE)-Appropriated Funds	5,534.7	5,534.7
---	---------	---------

1. Informational Listing of Appropriated Funds. The appropriations made above for Educational and General State Support are subject to the special and general provisions of this Act and include the following amounts for the purposes indicated.

A. Goal: INSTRUCTION/OPERATIONS		
Provide Instructional and Operations Support.		
A.1.1. Strategy: MEDICAL EDUCATION	\$ 61,152,960	\$ 61,138,613
A.1.2. Strategy: BIOMEDICAL SCIENCES TRAINING Graduate Training in Biomedical Sciences.	\$ 5,799,147	\$ 5,797,786
A.1.3. Strategy: ALLIED HEALTH PROFESSIONS TRAINING	\$ 8,609,044	\$ 8,607,024
A.1.4. Strategy: NURSING EDUCATION	\$ 9,041,276	\$ 9,039,154
A.1.5. Strategy: GRADUATE MEDICAL EDUCATION	\$ 3,397,318	\$ 3,397,318
A.2.1. Strategy: STAFF GROUP INSURANCE PREMIUMS	\$ 22,656,579	\$ 22,883,145
A.2.2. Strategy: WORKERS' COMPENSATION INSURANCE	\$ 1,226,415	\$ 1,226,415
A.2.3. Strategy: UNEMPLOYMENT INSURANCE	\$ 418,776	\$ 418,776
A.3.1. Strategy: TEXAS PUBLIC EDUCATION GRANTS	\$ 1,010,000	\$ 1,010,000
A.3.2. Strategy: MEDICAL LOANS	<u>\$ 109,000</u>	<u>\$ 109,000</u>
Total, Goal A: INSTRUCTION/OPERATIONS	<u>\$ 113,420,515</u>	<u>\$ 113,627,231</u>
B. Goal: PROVIDE RESEARCH SUPPORT		
B.1.1. Strategy: RESEARCH ENHANCEMENT	\$ 3,786,595	\$ 3,786,595
C. Goal: INFRASTRUCTURE SUPPORT		
Provide Infrastructure Support.		
C.1.1. Strategy: E&G SPACE SUPPORT	\$ 22,004,580	\$ 21,999,417
C.2.1. Strategy: TUITION REVENUE BOND RETIREMENT	\$ 6,531,043	\$ 6,542,963
C.2.2. Strategy: CAPITAL PROJECTS	<u>\$ 29,791,519</u>	<u>\$ 29,791,519</u>
Total, Goal C: INFRASTRUCTURE SUPPORT	<u>\$ 58,327,142</u>	<u>\$ 58,333,899</u>
D. Goal: PROVIDE HEALTH CARE SUPPORT		
D.1.1. Strategy: MEDICAL BRANCH HOSPITALS	\$ 377,527,856	\$ 378,453,202
E. Goal: PROVIDE SPECIAL ITEM SUPPORT		
E.2.1. Strategy: CHRONIC HOME DIALYSIS CENTER	\$ 2,717,764	\$ 2,717,764
E.2.2. Strategy: PRIMARY CARE PHYSICIAN SERVICES	\$ 6,381,790	\$ 6,381,790
E.2.3. Strategy: EAST TEXAS HEALTH EDUCATION CENTERS East Texas Area Health Education Centers.	\$ 2,726,561	\$ 2,726,561
E.2.4. Strategy: SUPPORT FOR INDIGENT CARE	\$ 3,508,761	\$ 3,508,761
E.3.1. Strategy: INSTITUTIONAL ENHANCEMENT	<u>\$ 1,504,297</u>	<u>\$ 1,504,704</u>
Total, Goal E: PROVIDE SPECIAL ITEM SUPPORT	<u>\$ 16,839,173</u>	<u>\$ 16,839,580</u>
F. Goal: TOBACCO FUNDS		
F.1.1. Strategy: TOBACCO EARNINGS - UTMB-GALVESTON Tobacco Earnings for the UT Medical Branch at Galveston.	\$ 1,125,000	\$ 1,125,000
F.1.2. Strategy: TOBACCO - PERMANENT HEALTH FUND Tobacco Earnings from the Permanent Health Fund for Higher Ed. No. 810.	<u>\$ 1,912,365</u>	<u>\$ 1,912,365</u>
Total, Goal F: TOBACCO FUNDS	<u>\$ 3,037,365</u>	<u>\$ 3,037,365</u>
Grand Total, THE UNIVERSITY OF TEXAS MEDICAL BRANCH AT GALVESTON	<u><u>\$ 572,938,646</u></u>	<u><u>\$ 574,077,872</u></u>
Object-of-Expense Informational Listing:		
Salaries and Wages	\$ 229,294,649	\$ 231,736,475
Other Personnel Costs	10,019,284	8,200,645
Faculty Salaries (Higher Education Only)	36,601,664	37,772,773

THE UNIVERSITY OF TEXAS MEDICAL BRANCH AT GALVESTON
(Continued)

Professional Fees and Services	100,755,286	101,682,361
Fuels and Lubricants	351,280	260,059
Consumable Supplies	37,779,877	34,487,416
Utilities	34,858,467	35,942,808
Travel	15,635	49,820
Rent - Building	1,641,744	1,739,151
Rent - Machine and Other	10,325,185	10,638,456
Debt Service	20,168,876	17,778,864
Other Operating Expense	91,126,699	93,789,044
Total, Object-of-Expense Informational Listing	<u>\$ 572,938,646</u>	<u>\$ 574,077,872</u>

**Estimated Allocations for Employee Benefits and Debt
Service Appropriations Made Elsewhere in this Act:**

<u>Employee Benefits</u>		
Retirement	\$ 33,898,367	\$ 35,188,918
Group Insurance	37,470,041	37,652,719
Social Security	<u>23,340,096</u>	<u>24,157,000</u>
Subtotal, Employee Benefits	<u>\$ 94,708,504</u>	<u>\$ 96,998,637</u>
Total, Estimated Allocations for Employee Benefits and Debt Service Appropriations Made Elsewhere in this Act	<u>\$ 94,708,504</u>	<u>\$ 96,998,637</u>

2. **Performance Measure Targets.** The following is a listing of the key performance target levels for The University of Texas Medical Branch at Galveston. It is the intent of the Legislature that appropriations made by this Act be utilized in the most efficient and effective manner possible to achieve the intended mission of The University of Texas Medical Branch at Galveston. In order to achieve the objectives and service standards established by this Act, The University of Texas Medical Branch at Galveston shall make every effort to attain the following designated key performance target levels associated with each item of appropriation.

	<u>2008</u>	<u>2009</u>
A. Goal: INSTRUCTION/OPERATIONS		
Outcome (Results/Impact):		
Percent of Medical School Students Passing Part 1 or Part 2 of the National Licensing Exam on the First Attempt	97%	97%
Percent of Medical School Graduates Practicing Primary Care in Texas	28%	28%
Percent of Allied Health Graduates Passing the Certification/Licensure Exam on the First Attempt	90%	90%
Percent of Allied Health Graduates Who Are Licensed or Certified in Texas	90%	90%
Percent of Bachelor of Science in Nursing Graduates Passing the National Licensing Exam on the First Attempt in Texas	98%	98%
Percent of Bachelor of Science in Nursing Graduates Who Are Licensed in Texas	98%	98%
Administrative (Institutional Support) Cost as a Percent of Total Expenditures	1.96%	1.96%
A.1.1. Strategy: MEDICAL EDUCATION		
Explanatory:		
Minority Admissions as a Percent of Total First-year Admissions (All Schools)	25%	25%
Minority MD Admissions as a Percent of Total MD Admissions	28%	28%
Percent of Medical School Graduates Entering a Primary Care Residency	42%	42%
A.1.4. Strategy: NURSING EDUCATION		
Explanatory:		
Percent of Master of Science in Nursing Graduates Granted Advanced Practice Status in Texas	97%	97%
B. Goal: PROVIDE RESEARCH SUPPORT		
Outcome (Results/Impact):		
Total External Research Expenditures	173,663,234	187,556,293
D. Goal: PROVIDE HEALTH CARE SUPPORT		
Outcome (Results/Impact):		
Percent of Medical Residency Completers Practicing in Texas	50%	50%

THE UNIVERSITY OF TEXAS MEDICAL BRANCH AT GALVESTON
(Continued)

Total Gross Patient Charges for Un-sponsored Charity Care Provided in State-owned Facilities	372,568,000	372,568,000
Total Gross Patient Charges (Excluding Un-sponsored Charity Care) Provided in State-owned Facilities	903,691,000	903,691,000
D.1.1. Strategy: MEDICAL BRANCH HOSPITALS		
Output (Volume):		
Total Number of Outpatient Visits	730,736.1	730,736.1
Total Number of Inpatient Days	158,239.8	158,239.8
Explanatory:		
Minority MD or DO Residents as a Percent of Total MD or DO Residents	23.4%	23.4%

3. **Appropriation of Charges and Fees.** There is hereby appropriated to The University of Texas Medical Branch at Galveston all charges and fees collected for the general expenses of the medical branch hospitals, including maintenance, support, and salaries of employees for the fiscal years ending August 31, 2008 and 2009.
4. **Rates, Donations and Gifts.** The Board of Regents of The University of Texas System shall fix reasonable rates to be charged and collected by hospitals, and may make and enter into contracts for the hospitalization of the indigent sick and accept donations and gifts for the support and maintenance of the hospitals and may utilize up to \$5 million per annum of local income to match any gift made to endowments provided, however, such match will not result in any reduction in the level of services for patients or any requirement for General Revenue replacement. Any project initiated under this authorization shall not be structured in such a manner that will require future specific appropriation of General Revenue. Provided, however, that this provision shall not be construed so as to authorize, without the prior and specific approval of the Legislature, the acceptance of real property which would require an appropriation by the Legislature for maintenance, repair, or construction of buildings.
5. **Helicopter Operation.** The University of Texas Medical Branch at Galveston is authorized to lease and operate a helicopter for the purpose of transporting critically ill or emergency patients to the medical branch hospitals. No state funds are to be used for the operation of this helicopter, except where the patient served is indigent or through an interagency contract with another state agency, or unless costs are reimbursed from insurance proceeds.
6. **Transfers of Appropriations - State Owned Hospitals.** The University of Texas Medical Branch at Galveston shall transfer from non-Medicaid state appropriated funds \$97,288,233 in fiscal year 2008 and \$97,288,233 in fiscal year 2009 to the Health and Human Services Commission. The timing and form of such transfers shall be determined by the Comptroller of Public Accounts in consultation with the Health and Human Services Commission. The Legislative Budget Board is authorized to adjust the amounts of such transfers as necessary to match available federal funds.
7. **Appropriation of Costs for Health Care to Inmates.** None of the funds appropriated above shall be expended to provide or support the provision of health care to inmates of the Texas Department of Criminal Justice (TDCJ). It is the intent of the Legislature that all costs for providing health care to inmates of the TDCJ including costs of operating TDCJ hospital facilities in Galveston County and Lubbock County shall be paid from appropriations made to the TDCJ and from any financial reserves from contracts with TDCJ that are held by the university for the correctional health care services. Appropriations made to the TDCJ for the provision of inmate health care services shall be expended in accordance with Government Code, Chapter 501, Subchapter E.
8. **Support of Student and Resident Training Programs.** The University of Texas Medical Branch at Galveston may spend any revenue appropriated to the institution by this Act or from other available funds for the support and development of student and resident training programs in Austin, including the payment of compensation, travel costs, costs for leased premises, and other operating expenses.
9. **Estimated Appropriation and Unexpended Balance.** Included in the amounts appropriated above are: (1) estimated appropriations of amounts available for distribution or investment returns out of the Permanent Endowment Fund for The University of Texas Medical Branch at Galveston No. 814 and (2) estimated appropriations of the institution's estimated allocation of amounts available for distribution out of the Permanent Health Fund for Higher Education No. 810.

THE UNIVERSITY OF TEXAS MEDICAL BRANCH AT GALVESTON
(Continued)

- a.

Amounts available for distribution or investment returns in excess of the amounts estimated above are also appropriated to the institution. In the event that amounts available for distribution or investment returns are less than the amounts estimated above, this Act may not be construed as appropriating funds to makeup the difference.
- b.

All balances of estimated appropriations from the Permanent Endowment Fund for The University of Texas Medical Branch at Galveston No. 814 and of the institution's allocation from the amounts available for distribution out of the Permanent Health Fund for Higher Education No. 810, except for any General Revenue, at the close of the fiscal year ending August 31, 2007, and the income to said fund during the fiscal years beginning September 1, 2007, are hereby appropriated. Any unexpended appropriations made above as of August 31, 2008, are hereby appropriated to the institution for the same purpose for fiscal year 2009.
10.

Regional Emergency Medical Dispatch Resource Center Pilot Program. Out of funds appropriated above in Strategy E.2.3, East Texas Health Education Centers, \$75,000 from the Advisory Commission on State Emergency Communications Account No. 5007 shall be allocated, in each fiscal year of the 2008-09 biennium, to support the regional emergency medical dispatch resource center pilot program to be carried out by the East Texas Area Health Education Center of The University of Texas Medical Branch at Galveston, which is also authorized to seek additional grant funding for the program.

THE UNIVERSITY OF TEXAS HEALTH SCIENCE CENTER AT HOUSTON

	For the Years Ending	
	August 31, 2008	August 31, 2009
Method of Financing:		
General Revenue Fund	\$ 147,107,649	\$ 142,092,911
GR Dedicated - Estimated Other Educational and General Income Account No. 770	13,134,731	13,137,952
<u>Other Funds</u>		
Health-Related Institutions Patient Income, estimated	6,451,090	6,644,098
Permanent Health Fund for Higher Education No. 810, estimated	1,712,655	1,712,655
Permanent Endowment Fund, UTHSC Houston No. 815, estimated	1,125,000	1,125,000
Subtotal, Other Funds	\$ 9,288,745	\$ 9,481,753
Total, Method of Financing	\$ 169,531,125	\$ 164,712,616
Items of Appropriation:		
1. Educational and General State Support	\$ 169,531,125	\$ 164,712,616
Grand Total, THE UNIVERSITY OF TEXAS HEALTH SCIENCE CENTER AT HOUSTON	\$ 169,531,125	\$ 164,712,616

This bill pattern represents an estimated 26% of this agency's estimated total available funds for the biennium.

Number of Full-Time-Equivalents (FTE)- Appropriated Funds	1,869.6	1,869.6
--	---------	---------

1.

Informational Listing of Appropriated Funds. The appropriations made above for Educational and General State Support are subject to the special and general provisions of this Act and include the following amounts for the purposes indicated.

A. Goal: INSTRUCTION/OPERATIONS		
Provide Instructional and Operations Support.		
A.1.1. Strategy: MEDICAL EDUCATION	\$ 45,280,978	\$ 45,292,848
A.1.2. Strategy: DENTAL EDUCATION	\$ 17,814,980	\$ 17,819,650

THE UNIVERSITY OF TEXAS HEALTH SCIENCE CENTER AT HOUSTON
(Continued)

A.1.3. Strategy: BIOMEDICAL SCIENCES TRAINING Graduate Training in Biomedical Sciences.	\$	7,195,005	\$	7,196,891
A.1.4. Strategy: ALLIED HEALTH PROFESSIONS TRAINING	\$	2,341,633	\$	2,342,247
A.1.5. Strategy: NURSING EDUCATION	\$	8,994,977	\$	8,997,336
A.1.6. Strategy: GRADUATE TRAINING IN PUBLIC HEALTH	\$	14,408,092	\$	14,411,870
A.1.7. Strategy: GRADUATE MEDICAL EDUCATION	\$	4,315,664	\$	4,315,664
A.2.1. Strategy: STAFF GROUP INSURANCE PREMIUMS	\$	2,270,847	\$	2,293,556
A.2.2. Strategy: WORKERS' COMPENSATION INSURANCE	\$	554,608	\$	554,608
A.2.3. Strategy: UNEMPLOYMENT INSURANCE	\$	54,072	\$	54,072
A.3.1. Strategy: TEXAS PUBLIC EDUCATION GRANTS	\$	1,456,475	\$	1,456,475
A.3.2. Strategy: MEDICAL LOANS	\$	139,549	\$	139,549
Total, Goal A: INSTRUCTION/OPERATIONS	\$	<u>104,826,880</u>	\$	<u>104,874,766</u>
B. Goal: PROVIDE RESEARCH SUPPORT				
B.1.1. Strategy: RESEARCH ENHANCEMENT	\$	4,094,659	\$	4,094,659
C. Goal: PROVIDE INFRASTRUCTURE SUPPORT				
C.1.1. Strategy: E&G SPACE SUPPORT	\$	17,313,971	\$	17,318,510
C.2.1. Strategy: TUITION REVENUE BOND RETIREMENT	\$	<u>13,740,302</u>	\$	<u>13,724,677</u>
Total, Goal C: PROVIDE INFRASTRUCTURE SUPPORT	\$	<u>31,054,273</u>	\$	<u>31,043,187</u>
D. Goal: PROVIDE HEALTH CARE SUPPORT				
D.1.1. Strategy: DENTAL CLINIC OPERATIONS	\$	8,755,396	\$	8,900,087
E. Goal: PROVIDE SPECIAL ITEM SUPPORT				
E.1.1. Strategy: REGIONAL ACADEMIC HLTH CTR-PUBHLTH Regional Academic Health Center - Public Health.	\$	750,000	\$	750,000
E.2.1. Strategy: HEART DISEASE/STROKE RESEARCH Heart Disease and Stroke Research.	\$	5,125,000	\$	5,125,000
E.2.2. Strategy: BIOTECHNOLOGY PROGRAM	\$	875,000	\$	875,000
E.2.3. Strategy: WORLD'S GREATEST SCIENTIST ¹	\$	5,000,000	\$	UB
E.3.1. Strategy: HARRIS COUNTY HOSPITAL DISTRICT	\$	3,801,583	\$	3,801,583
E.3.2. Strategy: SERVICE DELIVERY VALLEY/BORDER Service Delivery in the Valley/Border Region.	\$	495,466	\$	495,466
E.4.1. Strategy: INSTITUTIONAL ENHANCEMENT	\$	<u>1,915,213</u>	\$	<u>1,915,213</u>
Total, Goal E: PROVIDE SPECIAL ITEM SUPPORT	\$	<u>17,962,262</u>	\$	<u>12,962,262</u>
F. Goal: TOBACCO FUNDS				
F.1.1. Strategy: TOBACCO EARNINGS - UTHSC-HOUSTON Tobacco Earnings for the UT Health Science Center at Houston.	\$	1,125,000	\$	1,125,000
F.1.2. Strategy: TOBACCO - PERMANENT HEALTH FUND Tobacco Earnings from the Permanent Health Fund for Higher Ed. No. 810.	\$	<u>1,712,655</u>	\$	<u>1,712,655</u>
Total, Goal F: TOBACCO FUNDS	\$	<u>2,837,655</u>	\$	<u>2,837,655</u>
Grand Total, THE UNIVERSITY OF TEXAS HEALTH SCIENCE CENTER AT HOUSTON	\$	<u><u>169,531,125</u></u>	\$	<u><u>164,712,616</u></u>
Object-of-Expense Informational Listing:				
Salaries and Wages	\$	75,903,688	\$	71,587,836
Other Personnel Costs		85,902		181,998
Faculty Salaries (Higher Education Only)		48,330,274		51,375,664
Consumable Supplies		6,154,956		3,581,890
Utilities		10,542,810		11,457,385
Travel		105,578		96,240
Rent - Building		13,756		635
Rent - Machine and Other		5,741		265
Debt Service		13,740,302		13,724,677

¹ Incorporates Article III, Special Provisions Relating Only to Agencies of Higher Education, Sec. 54, Special Item Appropriations, of this Act, resulting in an increase in General Revenue Funds of \$5,000,000 for the World's Greatest Scientist in FY 2008 and unexpended balance authority in FY 2009.

THE UNIVERSITY OF TEXAS HEALTH SCIENCE CENTER AT HOUSTON
(Continued)

Other Operating Expense	13,612,545	12,490,834
Capital Expenditures	<u>1,035,573</u>	<u>215,192</u>
Total, Object-of-Expense Informational Listing	\$ <u>169,531,125</u>	\$ <u>164,712,616</u>

Estimated Allocations for Employee Benefits and Debt Service Appropriations Made Elsewhere in this Act:

<u>Employee Benefits</u>			
Retirement	\$	10,541,351	\$ 10,940,469
Group Insurance		11,374,480	11,374,480
Social Security		<u>6,476,112</u>	<u>6,702,776</u>
Subtotal, Employee Benefits	\$	28,391,943	\$ 29,017,725

Total, Estimated Allocations for Employee Benefits and Debt Service Appropriations Made Elsewhere in this Act

\$ 28,391,943 \$ 29,017,725

- 2. Performance Measure Targets.** The following is a listing of the key performance target levels for The University of Texas Health Science Center at Houston. It is the intent of the Legislature that appropriations made by this Act be utilized in the most efficient and effective manner possible to achieve the intended mission of The University of Texas Health Science Center at Houston. In order to achieve the objectives and service standards established by this Act, The University of Texas Health Science Center at Houston shall make every effort to attain the following designated key performance target levels associated with each item of appropriation.

	2008	2009
A. Goal: INSTRUCTION/OPERATIONS		
Outcome (Results/Impact):		
Percent of Medical School Students Passing Part 1 or Part 2 of the National Licensing Exam on the First Attempt	92%	92%
Percent of Medical School Graduates Practicing Primary Care in Texas	42%	42%
Percent of Dental School Graduates Admitted to an Advanced Education Program in General Dentistry	12%	12%
Percent of Dental School Students Passing Part 1 or Part 2 of the National Licensing Exam on the First Attempt	96%	96%
Percent of Dental School Graduates Who Are Licensed in Texas	90%	90%
Percent of Allied Health Graduates Passing the Certification/Licensure Exam on the First Attempt	95%	95%
Percent of Allied Health Graduates Who Are Licensed or Certified in Texas	90%	90%
Percent of Public Health School Graduates Who Are Employed in Texas	75%	75%
Percent of Bachelor of Science in Nursing Graduates Passing the National Licensing Exam on the First Attempt in Texas	92%	92%
Percent of Bachelor of Science in Nursing Graduates Who Are Licensed in Texas	95%	95%
Administrative (Institutional Support) Cost as a Percent of Total Expenditures	9.9%	9.9%
A.1.1. Strategy: MEDICAL EDUCATION		
Explanatory:		
Minority Admissions as a Percent of Total First-year Admissions (All Schools)	18.4%	18.4%
Minority MD Admissions as a Percent of Total MD Admissions	19%	19%
Minority MD or DO Residents as a Percent of Total MD or DO Residents	20%	20%
A.1.2. Strategy: DENTAL EDUCATION		
Explanatory:		
Minority Admissions as a Percent of Total Dental School Admissions	15%	15%
A.1.5. Strategy: NURSING EDUCATION		
Explanatory:		
Percent of Master of Science in Nursing Graduates Granted Advanced Practice Status in Texas	98	98

B. Goal: PROVIDE RESEARCH SUPPORT

Outcome (Results/Impact):		
Total External Research Expenditures	164,359,000	167,646,000

THE UNIVERSITY OF TEXAS HEALTH SCIENCE CENTER AT HOUSTON
(Continued)

D. Goal: PROVIDE HEALTH CARE SUPPORT

Outcome (Results/Impact):

Total Gross Patient Charges for Un-sponsored Charity		
Care Provided in State-owned Facilities	37,663,970	38,396,828
Total Gross Patient Charges (Excluding Un-sponsored Charity Care) Provided in State-owned Facilities	24,629,824	23,896,966

3. **Texas Heart Institute.** Out of the funds appropriated above, The University of Texas Health Science Center at Houston shall allocate up to \$894,133 in each year of the 2008-09 biennium to the Texas Heart Institute for gene therapy and up to \$399,086 in each year of the 2008-09 biennium to the Texas Heart Institute for cardiovascular research.
4. **Estimated Appropriation and Unexpended Balance.** Included in the amounts appropriated above are: (1) estimated appropriations of amounts available for distribution or investment returns out of the Permanent Endowment Fund for The University of Texas Health Science Center at Houston No. 815 and (2) estimated appropriations of the institution's estimated allocation of amounts available for distribution out of the Permanent Health Fund for Higher Education No. 810.
- a. Amounts available for distribution or investment returns in excess of the amounts estimated above are also appropriated to the institution. In the event that amounts available for distribution or investment returns are less than the amounts estimated above, this Act may not be construed as appropriating funds to makeup the difference.
- b. All balances of estimated appropriations from the Permanent Endowment Fund for The University of Texas Health Science Center at Houston No. 815 and of the institution's allocation from the amounts available for distribution out of the Permanent Health Fund for Higher Education No. 810, except for any General Revenue, at the close of the fiscal year ending August 31, 2007, and the income to said fund during the fiscal years beginning September 1, 2007, are hereby appropriated. Any unexpended appropriations made above as of August 31, 2008, are hereby appropriated to the institution for the same purposes for fiscal year 2009.
5. **Unexpended Balances Between Fiscal Years: Regional Academic Health Center - Public Health.** Any unexpended balances as of August 31, 2008, from the appropriations identified in Strategy E.1.1, Regional Academic Health Center-Public Health, are hereby appropriated to The University of Texas Health Science Center at Houston for the same purpose for the fiscal year beginning September 1, 2008.

THE UNIVERSITY OF TEXAS HEALTH SCIENCE CENTER AT SAN ANTONIO

	For the Years Ending	
	August 31, 2008	August 31, 2009
Method of Financing:		
General Revenue Fund	\$ 141,400,083	\$ 141,262,446
GR Dedicated - Estimated Other Educational and General Income Account No. 770	8,416,073	8,559,166
<u>Other Funds</u>		
Health-Related Institutions Patient Income, estimated	1,183,764	1,179,974
Permanent Health Fund for Higher Education No. 810, estimated	1,571,220	1,571,220
Permanent Endowment Fund, UTHSC San Antonio No. 811, estimated	9,000,000	9,000,000
Subtotal, Other Funds	\$ 11,754,984	\$ 11,751,194
Total, Method of Financing	<u>\$ 161,571,140</u>	<u>\$ 161,572,806</u>
Items of Appropriation:		
1. Educational and General State Support	\$ 161,571,140	\$ 161,572,806
Grand Total, THE UNIVERSITY OF TEXAS HEALTH SCIENCE CENTER AT SAN ANTONIO	<u>\$ 161,571,140</u>	<u>\$ 161,572,806</u>

THE UNIVERSITY OF TEXAS HEALTH SCIENCE CENTER AT SAN ANTONIO
(Continued)

This bill pattern represents an estimated 29.7% of this agency's estimated total available funds for the biennium.

Number of Full-Time-Equivalents (FTE)- Appropriated Funds	2,516.7	2,516.7
--	---------	---------

1. Informational Listing of Appropriated Funds. The appropriations made above for Educational and General State Support are subject to the special and general provisions of this Act and include the following amounts for the purposes indicated.

A. Goal: INSTRUCTION/OPERATIONS		
Provide Instructional and Operations Support.		
A.1.1. Strategy: MEDICAL EDUCATION	\$ 44,668,483	\$ 44,668,137
A.1.2. Strategy: DENTAL EDUCATION	\$ 20,335,162	\$ 20,335,004
A.1.3. Strategy: BIOMEDICAL SCIENCES TRAINING Graduate Training in Biomedical Sciences.	\$ 3,845,173	\$ 3,845,143
A.1.4. Strategy: ALLIED HEALTH PROFESSIONS TRAINING	\$ 7,596,946	\$ 7,596,887
A.1.5. Strategy: NURSING EDUCATION	\$ 6,968,226	\$ 6,968,172
A.1.6. Strategy: GRADUATE MEDICAL EDUCATION	\$ 3,769,163	\$ 3,769,163
A.2.1. Strategy: STAFF GROUP INSURANCE PREMIUMS	\$ 1,049,150	\$ 1,059,642
A.2.2. Strategy: WORKERS' COMPENSATION INSURANCE	\$ 324,680	\$ 324,680
A.2.3. Strategy: UNEMPLOYMENT INSURANCE	\$ 147,824	\$ 147,824
A.3.1. Strategy: TEXAS PUBLIC EDUCATION GRANTS	\$ 1,348,126	\$ 1,348,126
A.3.2. Strategy: MEDICAL LOANS	<u>\$ 152,000</u>	<u>\$ 152,000</u>
Total, Goal A: INSTRUCTION/OPERATIONS	<u>\$ 90,204,933</u>	<u>\$ 90,214,778</u>
B. Goal: PROVIDE RESEARCH SUPPORT		
B.1.1. Strategy: RESEARCH ENHANCEMENT	\$ 3,552,955	\$ 3,552,955
C. Goal: PROVIDE INFRASTRUCTURE SUPPORT		
C.1.1. Strategy: E&G SPACE SUPPORT	\$ 15,590,798	\$ 15,590,677
C.2.1. Strategy: TUITION REVENUE BOND RETIREMENT	<u>\$ 11,329,906</u>	<u>\$ 11,325,921</u>
Total, Goal C: PROVIDE INFRASTRUCTURE SUPPORT	<u>\$ 26,920,704</u>	<u>\$ 26,916,598</u>
D. Goal: PROVIDE HEALTH CARE SUPPORT		
D.1.1. Strategy: DENTAL CLINIC OPERATIONS	\$ 3,046,653	\$ 3,042,581
E. Goal: PROVIDE SPECIAL ITEM SUPPORT		
E.1.1. Strategy: REGIONAL ACADEMIC HEALTH CENTER	\$ 12,042,410	\$ 12,042,409
E.1.2. Strategy: LAREDO CAMPUS EXTENSION (LCE)	\$ 5,050,231	\$ 5,050,231
E.1.3. Strategy: OUTREACH SUPPORT-SOUTH TX PROGRAMS Institutional Support for South Texas Programs.	\$ 1,750,000	\$ 1,750,000
E.2.1. Strategy: FAMILY PRACTICE RESIDENCY TRAINING Family Practice Residency Training Program.	\$ 565,178	\$ 565,178
E.2.2. Strategy: PODIATRY RESIDENCY TRAINING Podiatry Residency Training Program.	\$ 177,273	\$ 177,273
E.3.1. Strategy: MYCOBACTERIAL-MYCOLOGY RESEARCH LAB	\$ 192,006	\$ 192,006
E.4.1. Strategy: INSTITUTIONAL ENHANCEMENT	<u>\$ 7,497,577</u>	<u>\$ 7,497,577</u>
Total, Goal E: PROVIDE SPECIAL ITEM SUPPORT	<u>\$ 27,274,675</u>	<u>\$ 27,274,674</u>
F. Goal: TOBACCO FUNDS		
F.1.1. Strategy: TOBACCO EARNINGS - UTHSC SA Tobacco Earnings for the UT Health Science Center at San Antonio.	\$ 9,000,000	\$ 9,000,000
F.1.2. Strategy: TOBACCO - PERMANENT HEALTH FUND Tobacco Earnings from the Permanent Health Fund for Higher Ed. No. 810.	<u>\$ 1,571,220</u>	<u>\$ 1,571,220</u>
Total, Goal F: TOBACCO FUNDS	<u>\$ 10,571,220</u>	<u>\$ 10,571,220</u>
Grand Total, THE UNIVERSITY OF TEXAS HEALTH SCIENCE CENTER AT SAN ANTONIO	<u>\$ 161,571,140</u>	<u>\$ 161,572,806</u>

THE UNIVERSITY OF TEXAS HEALTH SCIENCE CENTER AT SAN ANTONIO
(Continued)

Object-of-Expense Informational Listing:

Salaries and Wages	\$ 48,665,042	\$ 49,978,341
Other Personnel Costs	6,359,085	6,275,013
Faculty Salaries (Higher Education Only)	56,902,065	57,356,240
Utilities	5,966,870	5,966,824
Travel	318,406	283,734
Debt Service	14,834,632	13,752,840
Other Operating Expense	28,273,001	27,703,756
Client Services	117,333	116,800
Capital Expenditures	134,706	139,258
Total, Object-of-Expense Informational Listing	\$ 161,571,140	\$ 161,572,806

Estimated Allocations for Employee Benefits and Debt
Service Appropriations Made Elsewhere in this Act:

<u>Employee Benefits</u>		
Retirement	\$ 10,454,672	\$ 10,842,565
Group Insurance	15,608,599	15,608,599
Social Security	7,565,273	7,830,057
 Subtotal, Employee Benefits	 \$ 33,628,544	 \$ 34,281,221
 Total, Estimated Allocations for Employee Benefits and Debt Service Appropriations Made Elsewhere in this Act	 \$ 33,628,544	 \$ 34,281,221

2. **Performance Measure Targets.** The following is a listing of the key performance target levels for The University of Texas Health Science Center at San Antonio. It is the intent of the Legislature that appropriations made by this Act be utilized in the most efficient and effective manner possible to achieve the intended mission of The University of Texas Health Science Center at San Antonio. In order to achieve the objectives and service standards established by this Act, The University of Texas Health Science Center at San Antonio shall make every effort to attain the following designated key performance target levels associated with each item of appropriation.

	<u>2008</u>	<u>2009</u>
A. Goal: INSTRUCTION/OPERATIONS		
Outcome (Results/Impact):		
Percent of Medical School Students Passing Part 1 or Part 2 of the National Licensing Exam on the First Attempt	92%	92%
Percent of Medical School Graduates Practicing Primary Care in Texas	40%	40%
Percent of Dental School Graduates Admitted to an Advanced Education Program in General Dentistry	27%	27%
Percent of Dental School Students Passing Part 1 or Part 2 of the National Licensing Exam on the First Attempt	94%	94%
Percent of Dental School Graduates Who Are Licensed in Texas	80%	80%
Percent of Allied Health Graduates Passing the Certification/Licensure Exam on the First Attempt	90%	90%
Percent of Allied Health Graduates Who Are Licensed or Certified in Texas	90%	90%
Percent of Bachelor of Science in Nursing Graduates Passing the National Licensing Exam on the First Attempt in Texas	90%	90%
Percent of Bachelor of Science in Nursing Graduates Who Are Licensed in Texas	90%	90%
Administrative (Institutional Support) Cost as a Percent of Total Expenditures	5.84%	5.65%
A.1.1. Strategy: MEDICAL EDUCATION		
Explanatory:		
Minority Admissions as a Percent of Total First-year Admissions (All Schools)	37%	39.2%
Minority MD Admissions as a Percent of Total MD Admissions	24%	24%
Minority MD or DO Residents as a Percent of Total MD or DO Residents	47%	48%
Percent of Medical School Graduates Entering a Primary Care Residency	40%	40%
A.1.2. Strategy: DENTAL EDUCATION		

THE UNIVERSITY OF TEXAS HEALTH SCIENCE CENTER AT SAN ANTONIO
(Continued)

Explanatory:		
Minority Admissions as a Percent of Total Dental School Admissions	25%	25%
A.1.5. Strategy: NURSING EDUCATION		
Explanatory:		
Percent of Master of Science in Nursing Graduates Granted Advanced Practice Status in Texas	100%	100%
B. Goal: PROVIDE RESEARCH SUPPORT		
Outcome (Results/Impact):		
Total External Research Expenditures	120,190,000	121,391,900
3. Unexpended Balances Between Fiscal Years: Regional Academic Health Center (RAHC). Any unexpended balances as of August 31, 2008, from the appropriations identified in Strategy E.1.1, Regional Academic Health Center, are hereby appropriated to The University of Texas Health Science Center at San Antonio for the same purpose for the fiscal year beginning September 1, 2008.		
4. Unexpended Balances Between Fiscal Years: Laredo Campus Extension. Any unexpended balances as of August 31, 2008, from the appropriations identified in Strategy E.1.2, Laredo Campus Extension, are hereby appropriated to The University of Texas Health Science Center at San Antonio for the same purpose for the fiscal year beginning September 1, 2008.		
5. Estimated Appropriation and Unexpended Balance. Included in the amounts appropriated above are: (1) estimated appropriations of amounts available for distribution or investment returns out of the Permanent Endowment Fund for The University of Texas Health Science Center at San Antonio No. 811 and (2) estimated appropriations of the institution's estimated allocation of amounts available for distribution out of the Permanent Health Fund for High Education No. 810.		
a. Amounts for distribution or investment returns in excess of the amounts estimated above are also appropriated to the institution. In the event that amounts available for distribution or investment returns are less than the amounts estimated above, this Act may not be construed as appropriating funds to makeup the difference.		
b. All balances of estimated appropriations from the Permanent Endowment Fund for The University of Texas Health Science Center at San Antonio No. 811 and of the institution's allocation from the amounts available for distribution out of the Permanent Health Fund for Higher Education No. 810, except for any General Revenue, at the close of the fiscal year ending August 31, 2007, and the income to said fund during the fiscal years beginning September 1, 2007, are hereby appropriated. Any unexpended appropriations made above as of August 31, 2008, are hereby appropriated to the institution for the same purposes for fiscal year 2009.		
6. Laredo Campus Extension. Included in the amounts appropriated above in Strategy E.1.2, Laredo Campus Extension (LCE), \$1,500,000 in fiscal year 2008 and \$1,500,000 in fiscal year 2009 in General Revenue is to fund the Laredo Campus Extension to provide for faculty, staff, dental and other educational programs, joint degrees, facilities, and student support services.		

THE UNIVERSITY OF TEXAS M.D. ANDERSON CANCER CENTER

	For the Years Ending	
	August 31, 2008	August 31, 2009
Method of Financing:		
General Revenue Fund	\$ 152,739,888	\$ 152,721,131
GR Dedicated - Estimated Other Educational and General Income Account No. 770	16,914,573	17,168,727
<u>Other Funds</u>		
Health-Related Institutions Patient Income, estimated	1,960,099,297	2,175,342,384
Permanent Health Fund for Higher Education No. 810, estimated	1,656,270	1,656,270

THE UNIVERSITY OF TEXAS M.D. ANDERSON CANCER CENTER
(Continued)

Permanent Endowment Fund, UT MD Anderson Cancer Center No. 812, estimated	4,500,000	4,500,000
Subtotal, Other Funds	\$ 1,966,255,567	\$ 2,181,498,654
Total, Method of Financing	<u>\$ 2,135,910,028</u>	<u>\$ 2,351,388,512</u>
Items of Appropriation:		
1. Educational and General State Support	\$ 2,135,910,028	\$ 2,351,388,512
Grand Total, THE UNIVERSITY OF TEXAS M.D. ANDERSON CANCER CENTER	<u>\$ 2,135,910,028</u>	<u>\$ 2,351,388,512</u>

This bill pattern represents an estimated 80.5% of this agency's estimated total available funds for the biennium.

Number of Full-Time-Equivalents (FTE)- Appropriated Funds	11,947.2	11,947.2
--	----------	----------

1. Informational Listing of Appropriated Funds. The appropriations made above for Educational and General State Support are subject to the special and general provisions of this Act and include the following amounts for the purposes indicated.

A. Goal: INSTRUCTION/OPERATIONS		
Provide Instructional and Operations Support.		
A.1.1. Strategy: ALLIED HEALTH PROFESSIONS TRAINING	\$ 14,618,213	\$ 16,002,854
A.1.2. Strategy: GRADUATE MEDICAL EDUCATION	\$ 602,841	\$ 602,841
A.2.1. Strategy: STAFF GROUP INSURANCE PREMIUMS	\$ 67,685,024	\$ 68,361,874
A.2.2. Strategy: WORKERS' COMPENSATION INSURANCE	\$ 1,133,190	\$ 1,266,922
A.2.3. Strategy: UNEMPLOYMENT INSURANCE	\$ 468,606	\$ 504,790
A.3.1. Strategy: TEXAS PUBLIC EDUCATION GRANTS	\$ 36,292	\$ 43,550
A.4.1. Strategy: CANCER CENTER OPERATIONS	<u>\$ 109,931,164</u>	<u>\$ 109,933,864</u>
Total, Goal A: INSTRUCTION/OPERATIONS	<u>\$ 194,475,330</u>	<u>\$ 196,716,695</u>
B. Goal: PROVIDE RESEARCH SUPPORT		
B.1.1. Strategy: RESEARCH ENHANCEMENT	\$ 7,685,992	\$ 7,685,992
B.1.2. Strategy: SCIENCE PARK OPERATIONS	<u>\$ 4,503,689</u>	<u>\$ 4,503,688</u>
Total, Goal B: PROVIDE RESEARCH SUPPORT	<u>\$ 12,189,681</u>	<u>\$ 12,189,680</u>
C. Goal: PROVIDE INFRASTRUCTURE SUPPORT		
C.1.1. Strategy: E&G SPACE SUPPORT	\$ 133,533,006	\$ 146,181,281
C.2.1. Strategy: TUITION REVENUE BOND RETIREMENT	\$ 6,533,670	\$ 6,530,970
C.2.2. Strategy: LONG-TERM CAPITAL PROGRAM	\$ 100,000,000	\$ 100,000,000
C.2.3. Strategy: LONG-TERM CAPITAL EQUIPMENT	<u>\$ 40,000,000</u>	<u>\$ 40,000,000</u>
Total, Goal C: PROVIDE INFRASTRUCTURE SUPPORT	<u>\$ 280,066,676</u>	<u>\$ 292,712,251</u>
D. Goal: PROVIDE HEALTH CARE SUPPORT		
D.1.1. Strategy: PATIENT CARE ACTIVITIES	\$ 1,635,950,486	\$ 1,836,267,763
E. Goal: PROVIDE SPECIAL ITEM SUPPORT		
E.1.1. Strategy: RESEARCH SUPPORT	\$ 2,949,092	\$ 3,081,561
E.1.2. Strategy: BREAST CANCER RESEARCH PROGRAM	\$ 2,000,000	\$ 2,000,000
E.2.1. Strategy: INSTITUTIONAL ENHANCEMENT	<u>\$ 2,122,493</u>	<u>\$ 2,264,292</u>
Total, Goal E: PROVIDE SPECIAL ITEM SUPPORT	<u>\$ 7,071,585</u>	<u>\$ 7,345,853</u>
F. Goal: TOBACCO FUNDS		
F.1.1. Strategy: TOBACCO EARNINGS - UT MD ANDERSON	\$ 4,500,000	\$ 4,500,000
Tobacco Earnings for the University of Texas MD Anderson Cancer Center.		

THE UNIVERSITY OF TEXAS M.D. ANDERSON CANCER CENTER
(Continued)

F.1.2. Strategy: TOBACCO - PERMANENT HEALTH FUND	\$	1,656,270	\$	1,656,270
Tobacco Earnings from the Permanent Health Fund for Higher Ed. No. 810.				
Total, Goal F: TOBACCO FUNDS	\$	6,156,270	\$	6,156,270
Grand Total, THE UNIVERSITY OF TEXAS M.D. ANDERSON CANCER CENTER	\$	2,135,910,028	\$	2,351,388,512
Object-of-Expense Informational Listing:				
Salaries and Wages	\$	787,711,735	\$	890,368,505
Other Personnel Costs		4,604,977		4,834,155
Faculty Salaries (Higher Education Only)		145,504,270		159,560,002
Professional Fees and Services		125,885,994		134,097,060
Consumable Supplies		431,156,162		470,220,703
Utilities		71,770,397		86,277,021
Travel		493,651		531,600
Debt Service		6,533,670		6,530,970
Other Operating Expense		396,161,200		430,554,272
Grants		36,292		43,550
Capital Expenditures		166,051,680		168,370,674
Total, Object-of-Expense Informational Listing	\$	2,135,910,028	\$	2,351,388,512
Estimated Allocations for Employee Benefits and Debt Service Appropriations Made Elsewhere in this Act:				
<u>Employee Benefits</u>				
Retirement	\$	44,560,124	\$	46,339,056
Group Insurance		6,795,194		6,795,194
Social Security		4,718,636		4,883,789
Subtotal, Employee Benefits	\$	56,073,954	\$	58,018,039
Total, Estimated Allocations for Employee Benefits and Debt Service Appropriations Made Elsewhere in this Act	\$	56,073,954	\$	58,018,039
2. Performance Measure Targets. The following is a listing of the key performance target levels for The University of Texas M.D. Anderson Cancer Center. It is the intent of the Legislature that appropriations made by this Act be utilized in the most efficient and effective manner possible to achieve the intended mission of The University of Texas M.D. Anderson Cancer Center. In order to achieve the objectives and service standards established by this Act, The University of Texas M.D. Anderson Cancer Center shall make every effort to attain the following designated key performance target levels associated with each item of appropriation.				
		<u>2008</u>		<u>2009</u>
A. Goal: INSTRUCTION/OPERATIONS				
Outcome (Results/Impact):				
Percent of Allied Health Graduates Passing the Certification/Licensure Exam on the First Attempt		94%		94%
Percent of Allied Health Graduates Who Are Licensed or Certified in Texas		86%		86%
B. Goal: PROVIDE RESEARCH SUPPORT				
Outcome (Results/Impact):				
Total External Research Expenditures		275,545,230		283,811,587
D. Goal: PROVIDE HEALTH CARE SUPPORT				
Outcome (Results/Impact):				
Percent of Medical Residency Completers Practicing in Texas		39%		39%
Total Gross Charges for Un-sponsored Charity Care Provided in State-owned Facilities		237,713,086		268,904,704
Total Gross Patient Charges (Excluding Un-sponsored Charity Care) Provided in State-owned Facilities		3,335,747,007		3,730,435,907
Administrative (Institutional Support) Cost as a Percent of Total Expenditures		7.5%		7.5%
D.1.1. Strategy: PATIENT CARE ACTIVITIES				
Output (Volume):				
Total Number of Outpatient Visits		984,117		1,042,976

THE UNIVERSITY OF TEXAS M.D. ANDERSON CANCER CENTER
(Continued)

Total Number of Inpatient Days	187,873	191,087
Explanatory:		
Minority MD or DO Residents as a Percent of Total MD or DO Residents	11%	11%

3. **Special Project Funding.** Notwithstanding other provisions of this article, the Board of Regents of The University of Texas System is hereby authorized, subject to approval by the Texas Higher Education Coordinating Board: (1) to expend such amounts of its Permanent University Fund No. 45 bond proceeds and/or other bond proceeds and such amounts of its other available moneys as may be necessary to fund the following project either in whole or in part; (2) to accept gifts, grants, and matching grants to fund such project either in whole or in part; and (3) to acquire, construct, alter, add to, repair, rehabilitate, equip and/or furnish such project for The University of Texas M. D. Anderson Cancer Center: (a) research facilities and (b) administrative support facilities and related parking facilities.
4. **Transfers of Appropriations - State Owned Hospitals.** The University of Texas M. D. Anderson Cancer Center shall transfer from non-Medicaid state appropriated funds \$90,102,505 in fiscal year 2008 and \$90,102,505 in fiscal year 2009 to the Health and Human Services Commission. The timing and form of such transfers shall be determined by the Comptroller of Public Accounts in consultation with the Health and Human Services Commission. The Legislative Budget Board is authorized to adjust the amounts of such transfers as necessary to match available federal funds. The transfers, however, shall be made not less frequently than monthly.
5. **Estimated Appropriation and Unexpended Balance.** Included in the amounts appropriated above are: (1) estimated appropriations of amounts available for distribution or investment returns out of the Permanent Endowment Fund for The University of Texas M.D. Anderson Cancer Center No. 812 and (2) estimated appropriations of the institution's estimated allocation of amounts available for distribution out of the Permanent Health Fund for Higher Education No. 810.
- a. Amounts available for distribution or investment returns in excess of the amounts estimated above are also appropriated to the institution. In the event that amounts available for distribution or investment returns are less than the amounts estimated above, this Act may not be construed as appropriating funds to makeup the difference.
- b. All balances of estimated appropriations from the Permanent Endowment Fund for The University of Texas M.D. Anderson Cancer Center No. 812 and of the institution's allocation from the amounts available for distribution out of the Permanent Health Fund for Higher Education No. 810, except for any General Revenue, at the close of the fiscal year ending August 31, 2007, and the income to said fund during the fiscal years beginning September 1, 2007, are hereby appropriated. Any unexpended appropriations made above as of August 31, 2008, are hereby appropriated to the institution for the same purposes for fiscal year 2009.
6. **Best Business Practices.** It is the intent of the Legislature that The University of Texas M.D. Anderson Cancer Center shall adopt appropriate measures to initiate the most cost-effective practices when delivering unreimbursed services to financially and medically indigent Texans. The intent of these practices is to allow for funds to be used in a manner, which would allow for greater benefits for the patients, the state, and the institution.
7. **Animal Facilities and Programs.** The animal facilities and programs of the Department of Veterinary Sciences at The University of Texas M. D. Anderson Cancer Center (UTMDACC) - Bastrop shall be regulated and inspected by the United States Department of Agriculture, Animal and Plant Health Inspection Services, pursuant to the Federal Animal Welfare Act. The UTMDACC - Bastrop Department of Veterinary Sciences shall comply with the regulations and is under the oversight of the United States Public Health Service/National Institutes of Health Office of Laboratory Animal Welfare. The UTMDACC - Bastrop Department of Veterinary Sciences shall be independently accredited for animal care programs and facilities by the Council on Accreditation of the Association for Assessment and Accreditation of Laboratory Animal Care (AAALAC International). The department shall be accredited by this body. It shall also be inspected regularly and its programs reviewed biannually by the UTMDACC Institutional Animal Care and Use Committee.

8. Creation of the Rare and Aggressive Breast Cancer Research Program. Of the amounts appropriated above in Strategy E.1.2, Breast Cancer Research, \$2 million in fiscal year 2008 and \$2 million in fiscal year 2009 in General Revenue is for the creation of a rare and aggressive breast cancer research program. Its efforts will contribute to improving the diagnostics in patients with breast cancer.

	For the Years Ending	
	August 31, 2008	August 31, 2009
Method of Financing:		
General Revenue Fund	\$ 34,905,094	\$ 34,908,244
GR Dedicated - Estimated Other Educational and General Income Account No. 770	272,762	272,223
<u>Other Funds</u>		
Health-Related Institutions Patient Income, estimated	41,866,235	43,589,700
Permanent Health Fund for Higher Education No. 810, estimated	1,163,689	1,163,689
Permanent Endowment Fund, UT HC Tyler No. 816, estimated	1,125,000	1,125,000
Subtotal, Other Funds	<u>\$ 44,154,924</u>	<u>\$ 45,878,389</u>
Total, Method of Financing	<u><u>\$ 79,332,780</u></u>	<u><u>\$ 81,058,856</u></u>
Items of Appropriation:		
1. Educational and General State Support	\$ 79,332,780	\$ 81,058,856
Grand Total, THE UNIVERSITY OF TEXAS HEALTH CENTER AT TYLER	\$ 79,332,780	\$ 81,058,856

Number of Full-Time-Equivalents (FTE)- Appropriated Funds	740.7	740.7
--	-------	-------

- | | | | |
|--|----|-----------|--------------|
| Instructional and Operations Support. | | | |
| A.1.1.1. Strategy: MEDICAL EDUCATION & RESEARCH ITEMS | \$ | 1,583,750 | \$ 1,583,751 |
| Medical Education, Infectious Disease Control, and Research. | | | |
| A.1.2. Strategy: GRADUATE MEDICAL EDUCATION | \$ | 135,217 | \$ 135,217 |
| A.2.1. Strategy: STAFF GROUP INSURANCE PREMIUMS | \$ | 3,837,893 | \$ 3,876,272 |
| A.2.2. Strategy: WORKERS' COMPENSATION INSURANCE | \$ | 149,322 | \$ 149,073 |
| A.2.3. Strategy: UNEMPLOYMENT INSURANCE | \$ | 92,890 | \$ 92,876 |

Total, Goal C: INFRASTRUCTURE SUPPORT	\$	4,722,620	\$	4,751,675
--	----	-----------	----	-----------

THE UNIVERSITY OF TEXAS HEALTH CENTER AT TYLER
(Continued)

D. Goal: PROVIDE HEALTH CARE SUPPORT		
D.1.1. Strategy: PATIENT CARE ACTIVITIES	\$ 59,526,436	\$ 61,185,340
E. Goal: PROVIDE SPECIAL ITEM SUPPORT		
E.1.1. Strategy: NORTHEAST TEXAS INITIATIVE	\$ 2,000,000	\$ 2,000,000
E.2.1. Strategy: FAMILY PRACTICE RESIDENCY TRAINING	\$ 1,203,034	\$ 1,203,034
Family Practice Residency Training Program.		
E.3.1. Strategy: SUPPORT FOR INDIGENT CARE	\$ 1,312,500	\$ 1,312,500
E.4.1. Strategy: INSTITUTIONAL ENHANCEMENT	\$ 875,000	\$ 875,000
Total, Goal E: PROVIDE SPECIAL ITEM SUPPORT	\$ 5,390,534	\$ 5,390,534
F. Goal: TOBACCO FUNDS		
F.1.1. Strategy: TOBACCO EARNINGS - UT HC AT TYLER	\$ 1,125,000	\$ 1,125,000
Tobacco Earnings for the University of Texas Health Center at Tyler.		
F.1.2. Strategy: TOBACCO - PERMANENT HEALTH FUND	\$ 1,163,689	\$ 1,163,689
Tobacco Earnings from the Permanent Health Fund for Higher Ed. No. 810.		
Total, Goal F: TOBACCO FUNDS	\$ 2,288,689	\$ 2,288,689
Grand Total, THE UNIVERSITY OF TEXAS HEALTH CENTER AT TYLER	\$ 79,332,780	\$ 81,058,856
Object-of-Expense Informational Listing:		
Salaries and Wages	\$ 31,476,381	\$ 33,170,202
Other Personnel Costs	6,493,850	5,577,760
Faculty Salaries (Higher Education Only)	9,530,403	9,494,809
Professional Fees and Services	6,609,841	4,482,772
Fuels and Lubricants	12,979	5,818
Consumable Supplies	817,543	990,558
Utilities	760,918	1,269,242
Travel	114,676	401,635
Rent - Building	10,113	8,975
Rent - Machine and Other	498,600	360,123
Debt Service	2,714,219	2,717,369
Other Operating Expense	19,802,834	21,482,613
Capital Expenditures	490,423	1,096,980
Total, Object-of-Expense Informational Listing	\$ 79,332,780	\$ 81,058,856
Estimated Allocations for Employee Benefits and Debt Service Appropriations Made Elsewhere in this Act:		
<u>Employee Benefits</u>		
Retirement	\$ 2,670,215	\$ 2,773,492
Group Insurance	2,751,761	2,751,761
Social Security	1,400,079	1,449,082
Subtotal, Employee Benefits	\$ 6,822,055	\$ 6,974,335
Total, Estimated Allocations for Employee Benefits and Debt Service Appropriations Made Elsewhere in this Act	\$ 6,822,055	\$ 6,974,335
2. Performance Measure Targets. The following is a listing of the key performance target levels for The University of Texas Health Center at Tyler. It is the intent of the Legislature that appropriations made by this Act be utilized in the most efficient and effective manner possible to achieve the intended mission of The University of Texas Health Center at Tyler. In order to achieve the objectives and service standards established by this Act, The University of Texas Health Center at Tyler shall make every effort to attain the following designated key performance target levels associated with each item of appropriation.		
	<u>2008</u>	<u>2009</u>
B. Goal: PROVIDE RESEARCH SUPPORT		
Outcome (Results/Impact):		
Total External Research Expenditures	6,142,372	6,326,943

THE UNIVERSITY OF TEXAS HEALTH CENTER AT TYLER
(Continued)

D. Goal: PROVIDE HEALTH CARE SUPPORT

Outcome (Results/Impact):

Percent of Medical Residency Completers Practicing in Texas	90%	90%
Total Gross Charges for Un-sponsored Charity Care Provided in State-owned Facilities	15,950,010	15,471,510
Total Gross Patient Charges (Excluding Un-sponsored Charity Care) Provided in State-owned Facilities	131,651,050	132,967,561
Administrative (Institutional Support) Cost as a Percent of Total Expenditures	7%	7%

D.1.1. Strategy: PATIENT CARE ACTIVITIES

Output (Volume):

Total Number of Outpatient Visits	100,364	101,368
Total Number of Inpatient Days	15,325	15,478

Explanatory:

Minority MD or DO Residents as a Percent of Total MD or DO Residents	5%	5%
--	----	----

3. Rates, Donations and Gifts. The Board of Regents of The University of Texas System shall fix reasonable rates to be charged and collected from pay patients of the center, and may make and enter into contracts for the hospitalization of the indigent sick and accept donations and gifts for the support and maintenance of the center; provided, however, that this provision should not be construed so as to authorize, without prior and specific approval of the Legislature, acceptance of real property which would require an appropriation by the Legislature for maintenance, repair, or construction of buildings.
4. Transfers of Appropriations - State Owned Hospitals. The University of Texas Health Center at Tyler shall transfer from non-Medicaid state appropriated funds \$10,903,243 in fiscal year 2008 and \$10,903,243 in fiscal year 2009 to the Health and Human Services Commission. The timing and form of such transfers shall be determined by the Comptroller of Public Accounts in consultation with the Health and Human Services Commission. The Legislative Budget Board is authorized to adjust the amounts of such transfers as necessary to match available federal funds.
5. Estimated Appropriation and Unexpended Balance. Included in the amounts appropriated above are: (1) estimated appropriations of amounts available for distribution or investment returns out of the Permanent Endowment Fund for The University of Texas Health Center at Tyler No. 816 and (2) estimated appropriations of the institution's estimated allocation of amounts available for distribution out of the Permanent Health Fund for Higher Education No. 810.

a. Amounts available for distribution or investment returns in excess of the amounts estimated above are also appropriated to the institution. In the event that amounts available for distribution or investment returns are less than the amounts estimated above, this Act may not be construed as appropriating funds to makeup the difference.

b. All balances of estimated appropriations from the Permanent Endowment Fund for The University of Texas Health Center at Tyler No. 816 and of the institution's allocation from the amounts available for distribution out of the Permanent Health Fund for Higher Education No. 810, except for any General Revenue, at the close of the fiscal year ending August 31, 2007, and the income to said fund during the fiscal years beginning September 1, 2007, are hereby appropriated. Any unexpended appropriations made above as of August 31, 2008, are hereby appropriated to the institution for the same purposes for fiscal year 2009.

TEXAS A&M UNIVERSITY SYSTEM HEALTH SCIENCE CENTER

	For the Years Ending	
	August 31, 2008	August 31, 2009
Method of Financing:		
General Revenue Fund	\$ 99,895,788	\$ 85,694,894
GR Dedicated - Estimated Other Educational and General Income Account No. 770	6,164,627	6,625,858
<u>Other Funds</u>		
Health-Related Institutions Patient Income, estimated	5,443,564	5,434,228
Permanent Health Fund for Higher Education No. 810, estimated	1,184,951	1,184,951
Permanent Endowment Fund, Texas A&M University HSC No. 818, estimated	1,125,000	1,125,000
Subtotal, Other Funds	<u>\$ 7,753,515</u>	<u>\$ 7,744,179</u>
Total, Method of Financing	<u>\$ 113,813,930</u>	<u>\$ 100,064,931</u>
Items of Appropriation:		
1. Educational and General State Support	\$ 113,813,930	\$ 100,064,931
Grand Total, TEXAS A&M UNIVERSITY SYSTEM HEALTH SCIENCE CENTER	<u>\$ 113,813,930</u>	<u>\$ 100,064,931</u>

This bill pattern represents an estimated 74.3% of this agency's estimated total available funds for the biennium.

Number of Full-Time-Equivalents (FTE)- Appropriated Funds	908.0	908.0
--	-------	-------

- 1. Informational Listing of Appropriated Funds.** The appropriations made above for Educational and General State Support are subject to the special and general provisions of this Act and include the following amounts for the purposes indicated.

A. Goal: INSTRUCTION/OPERATIONS		
Provide Instructional and Operations Support.		
A.1.1. Strategy: MEDICAL EDUCATION	\$ 18,777,085	\$ 18,776,558
A.1.2. Strategy: DENTAL EDUCATION	\$ 23,209,104	\$ 23,208,452
A.1.3. Strategy: DENTAL HYGIENE EDUCATION	\$ 744,534	\$ 744,513
A.1.4. Strategy: BIOMEDICAL SCIENCES TRAINING Graduate Training in Biomedical Sciences.	\$ 2,997,504	\$ 2,997,420
A.1.5. Strategy: PHARMACY EDUCATION	\$ 3,077,857	\$ 3,077,770
A.1.6. Strategy: RURAL PUBLIC HEALTH TRAINING Graduate Training in Rural Public Health.	\$ 3,817,429	\$ 3,817,322
A.1.7. Strategy: GRADUATE MEDICAL EDUCATION	\$ 2,676,162	\$ 2,676,162
A.2.1. Strategy: STAFF GROUP INSURANCE PREMIUMS	\$ 689,983	\$ 696,882
A.2.2. Strategy: WORKERS' COMPENSATION INSURANCE	\$ 94,175	\$ 94,266
A.2.3. Strategy: UNEMPLOYMENT INSURANCE	\$ 48,418	\$ 48,497
A.3.1. Strategy: TEXAS PUBLIC EDUCATION GRANTS	\$ 657,668	\$ 683,010
A.3.2. Strategy: MEDICAL LOANS	<u>\$ 75,000</u>	<u>\$ 75,000</u>
Total, Goal A: INSTRUCTION/OPERATIONS	<u>\$ 56,864,919</u>	<u>\$ 56,895,852</u>
B. Goal: PROVIDE RESEARCH SUPPORT		
B.1.1. Strategy: RESEARCH ENHANCEMENT	\$ 2,520,048	\$ 2,520,048
C. Goal: PROVIDE INFRASTRUCTURE SUPPORT		
C.1.1. Strategy: E&G SPACE SUPPORT	\$ 8,393,416	\$ 8,393,180
C.2.1. Strategy: TUITION REVENUE BOND RETIREMENT	<u>\$ 5,463,240</u>	<u>\$ 5,461,487</u>
Total, Goal C: PROVIDE INFRASTRUCTURE SUPPORT	<u>\$ 13,856,656</u>	<u>\$ 13,854,667</u>
D. Goal: PROVIDE HEALTH CARE SUPPORT		
D.1.1. Strategy: DENTAL CLINIC OPERATIONS	\$ 5,652,406	\$ 5,874,468
E. Goal: PROVIDE SPECIAL ITEM SUPPORT		
E.1.1. Strategy: COASTAL BEND HEALTH EDUCATION CTR Coastal Bend Health Education Center.	\$ 2,118,220	\$ 2,118,218

TEXAS A&M UNIVERSITY SYSTEM HEALTH SCIENCE CENTER
(Continued)

E.1.2. Strategy: S. TEXAS RURAL PUBLIC HEALTH CTR	\$	913,322	\$	913,321
South Texas Center for Rural Public Health.				
E.1.3. Strategy: IRMA RANGEL COLLEGE OF PHARMACY	\$	2,637,845	\$	3,637,844
E.1.4. Strategy: COLL STN, TEMPLE, R ROCK - MEDICAL ^{1, 2}	\$	24,000,000	\$	9,000,000
College Station, Temple, and Round Rock - Medical.				
E.4.1. Strategy: MULTICAMPUS INST ENHANCEMENT Multicampus (2) Institutional Enhancement.	\$	2,940,563	\$	2,940,562
Total, Goal E: PROVIDE SPECIAL ITEM SUPPORT	\$	32,609,950	\$	18,609,945
F. Goal: TOBACCO FUNDS				
F.1.1. Strategy: TOBACCO EARNINGS - TAMU SYSTEM HSC	\$	1,125,000	\$	1,125,000
Tobacco Earnings for Texas A&M University System Health Science Center.				
F.1.2. Strategy: TOBACCO - PERMANENT HEALTH FUND	\$	1,184,951	\$	1,184,951
Tobacco Earnings from the Permanent Health Fund for Higher Ed. No. 810.				
Total, Goal F: TOBACCO FUNDS	\$	2,309,951	\$	2,309,951
Grand Total, TEXAS A&M UNIVERSITY SYSTEM HEALTH SCIENCE CENTER	\$	113,813,930	\$	100,064,931
Object-of-Expense Informational Listing:				
Salaries and Wages	\$	46,669,360	\$	29,560,751
Other Personnel Costs		2,414,324		2,104,723
Faculty Salaries (Higher Education Only)		22,094,378		24,064,850
Professional Salaries - Faculty Equivalent (Higher Education Only)		1,015,193		1,008,657
Professional Fees and Services		1,029,821		1,345,426
Fuels and Lubricants		147,419		167,289
Consumable Supplies		699,652		743,737
Utilities		1,846,248		2,349,264
Travel		276,764		263,122
Rent - Building		82,198		4,129,976
Rent - Machine and Other		2,148,138		2,417,769
Debt Service		5,463,240		5,505,030
Other Operating Expense		21,994,761		21,121,260
Client Services		551,503		696,508
Grants		5,469		5,618
Capital Expenditures		7,375,462		4,580,951
Total, Object-of-Expense Informational Listing	\$	113,813,930	\$	100,064,931
Estimated Allocations for Employee Benefits and Debt Service Appropriations Made Elsewhere in this Act:				
<u>Employee Benefits</u>				
Retirement	\$	3,212,013	\$	3,324,343
Group Insurance		3,756,849		3,756,849
Social Security		3,137,397		3,247,206
Subtotal, Employee Benefits	\$	10,106,259	\$	10,328,398
Total, Estimated Allocations for Employee Benefits and Debt Service Appropriations Made Elsewhere in this Act	\$	10,106,259	\$	10,328,398

¹ Incorporates Article III, Special Provisions Relating Only to State Agencies of Higher Education, § 54, Special Items Appropriations, of this Act, resulting in an increase in General Revenue Funds of \$19,000,000 for Medical School Expansion in FY 2008 and unexpended balance authority in FY 2009.

² Incorporates Article III, Special Provisions Relating Only to State Agencies of Higher Education, § 54, Special Item Appropriations, of this Act, resulting in an increase in General Revenue Funds of \$4,000,000 for Medical School Expansion in Temple in FY 2009.

TEXAS A&M UNIVERSITY SYSTEM HEALTH SCIENCE CENTER
(Continued)

2. **Performance Measure Targets.** The following is a listing of the key performance target levels for the Texas A&M University System Health Science Center. It is the intent of the Legislature that appropriations made by this Act be utilized in the most efficient and effective manner possible to achieve the intended mission of the Texas A&M University System Health Science Center. In order to achieve the objectives and service standards established by this Act, the Texas A&M University System Health Science Center shall make every effort to attain the following designated key performance target levels associated with each item of appropriation.

	2008	2009
A. Goal: INSTRUCTION/OPERATIONS		
Outcome (Results/Impact):		
Percent of Medical School Students Passing Part 1 or Part 2 of the National Licensing Exam on the First Attempt	97%	97%
Percent of Medical School Graduates Practicing Primary Care in Texas	40%	40%
Percent of Dental School Graduates Admitted to an Advanced Education Program in General Dentistry	10%	10%
Percent of Dental School Students Passing Part 1 or Part 2 of the National Licensing Exam on the First Attempt	95%	95%
Percent of Dental School Graduates Who Are Licensed in Texas	90%	90%
Percent of Allied Health Graduates Passing the Certification/Licensure Exam on the First Attempt	96%	96%
Percent of Allied Health Graduates Who Are Licensed or Certified in Texas	88%	88%
Percent of Rural Public Health School Graduates Who Are Employed in Texas	45%	45%
Administrative (Institutional Support) Cost as a Percent of Total Expenditures	7.7%	7.7%
A.1.1. Strategy: MEDICAL EDUCATION		
Explanatory:		
Minority Admissions as a Percent of Total First-year Admissions (All Schools)	20%	20%
Minority MD Admissions as a Percent of Total MD Admissions	20%	20%
Minority MD or DO Residents as a Percent of Total MD or DO Residents	20%	20%
Percent of Medical School Graduates Entering a Primary Care Residency	50%	50%
A.1.2. Strategy: DENTAL EDUCATION		
Explanatory:		
Minority Admissions as a Percent of Total Dental School Admissions	20%	20%
B. Goal: PROVIDE RESEARCH SUPPORT		
Outcome (Results/Impact):		
Total External Research Expenditures	46,725,000	49,061,000

3. **Cardiovascular Research Institute.** Out of the amounts appropriated above, Texas A&M University System Health Science Center shall expend up to \$2,055,000 in fiscal year 2008 and up to \$2,305,000 in fiscal year 2009 for Cardiovascular Research Institute activities conducted primarily at the health science center facilities in Temple. It is the intent of the Legislature that these funds would be in addition to the amounts allocated to the Temple campus for the normal operation and maintenance of programs and facilities during the biennium.
4. **Coastal Bend Health Education Center.** Out of funds appropriated above to Texas A&M University System Health Science Center in Strategy E.1.1, Coastal Bend Health Education Center, the institution shall allocate up to \$568,340 in fiscal year 2008 and up to \$505,192 in fiscal year 2009 to operate a local area network among coastal distance education sites, provide electronic library access, and develop allied health programs with area general academic institutions.
5. **Medical Program.** Texas A&M University System Health Science Center is hereby authorized to unite with Scott & White Clinic, Scott & White Memorial Hospital, and the Scott, Sherwood, and Brindley Foundation as its long-term primary partners for high quality clinical education and research for the benefit of the citizens of Texas. Texas A&M University System Health Science Center is additionally authorized to collaborate with the Central Texas Veterans' Health Care System, Darnall Army Community Hospital, and Driscoll Children's Hospital. Research conducted by Texas A&M University System Health Science Center

TEXAS A&M UNIVERSITY SYSTEM HEALTH SCIENCE CENTER
(Continued)

faculty under the contract with its primary clinical partner to provide clinical education and research services shall be considered in the formula calculations for the Research Enhancement and E&G Space Support strategies.

6. **Estimated Appropriation and Unexpended Balance.** Included in the amounts appropriated above are: (1) estimated appropriations of amounts available for distribution or investment returns out of the Permanent Endowment Fund for Texas A&M University System Health Science Center No. 818 and (2) estimated appropriations of the institution's estimated allocation of amounts available for distribution out of the Permanent Health Fund for Higher Education No. 810.
- a. Amounts available for distribution or investment returns in excess of the amounts estimated above are also appropriated to the institution. In the event that amounts available for distribution or investment returns are less than the amounts estimated above, this Act may not be construed as appropriating funds to makeup the difference.
- b. All balances of estimated appropriations from the Permanent Endowment Fund for Texas A&M University System Health Science Center No. 818 and of the institution's allocation from the amounts available for distribution out of the Permanent Health Fund for Higher Education No. 810, except for any General Revenue, at the close of the fiscal year ending August 31, 2007, and the income to said fund during the fiscal years beginning September 1, 2007, are hereby appropriated. Any unexpended appropriations made above as of August 31, 2008, are hereby appropriated to the institution for the same purposes for fiscal year 2009.
7. **Research on Acute Neurological Injuries.** Out of funds appropriated above, Texas A&M University System Health Science Center may allocate up to \$1,000,000 in each fiscal year of the 2008-09 biennium to conduct joint research endeavors with other scientists from Baylor College of Medicine, The University of Texas Health Science Center at Houston, and The University of Texas Medical Branch at Galveston to develop treatments to repair acute neurological injuries such as those caused by trauma and strokes.
8. **Medical School Expansion.**³ Out of the funds appropriated above in for Medical School Expansion at the Texas A&M University System Health Science Center, \$10,000,000 shall be used for the expansion of the Temple campus and \$9,000,000 shall be used to build and support clinical facilities for the Round Rock campus and unexpended balance authority.
9. **Medical School Expansion – Temple.**⁴ Funds appropriated above for Texas A&M University Health Science Center for Medical School Expansion - Temple in the amount of \$4,000,000 from the General Revenue Fund in a one-time appropriation in fiscal year 2009 for the purpose of leasing facilities in Temple for education space to support expanding the class size of the College of Medicine.

³ Incorporates Article III, Special Provisions Relating Only to State Agencies of Higher Education, § 54, Special Items Appropriations, of this Act, resulting in an increase in General Revenue Funds of \$19,000,000 for Medical School Expansion in FY 2008 and unexpended balance authority in FY 2009.

⁴ Incorporates Article III, Special Provisions Relating Only to State Agencies of Higher Education, § 54, Special Item Appropriations, of this Act, resulting in an increase in General Revenue Funds of \$4,000,000 for Medical School Expansion in Temple in FY 2009.

UNIVERSITY OF NORTH TEXAS HEALTH SCIENCE CENTER AT FORT WORTH

	For the Years Ending	
	August 31, 2008	August 31, 2009
Method of Financing:		
General Revenue Fund	\$ 56,385,726	\$ 56,388,382
GR Dedicated - Estimated Other Educational and General Income Account No. 770	4,444,842	4,444,842

UNIVERSITY OF NORTH TEXAS HEALTH SCIENCE CENTER AT FORT WORTH
(Continued)

<u>Other Funds</u>		
Permanent Health Fund for Higher Education No. 810, estimated	1,155,420	1,155,420
Permanent Endowment Fund, UNTHSC at Fort Worth No. 819, estimated	1,125,000	1,125,000
Subtotal, Other Funds	<u>\$ 2,280,420</u>	<u>\$ 2,280,420</u>
Total, Method of Financing	<u>\$ 63,110,988</u>	<u>\$ 63,113,644</u>
Items of Appropriation:		
1. Educational and General State Support	\$ 63,110,988	\$ 63,113,644
Grand Total, UNIVERSITY OF NORTH TEXAS HEALTH SCIENCE CENTER AT FORT WORTH	<u>\$ 63,110,988</u>	<u>\$ 63,113,644</u>

This bill pattern represents an estimated 48.1% of this agency's estimated total available funds for the biennium.

Number of Full-Time-Equivalents (FTE)- Appropriated Funds	669.9	669.9
--	-------	-------

- 1. Informational Listing of Appropriated Funds.** The appropriations made above for Educational and General State Support are subject to the special and general provisions of this Act and include the following amounts for the purposes indicated.

A. Goal: INSTRUCTION/OPERATIONS		
Provide Instructional and Operations Support.		
A.1.1. Strategy: MEDICAL EDUCATION	\$ 28,596,339	\$ 28,596,339
A.1.2. Strategy: BIOMEDICAL SCIENCES TRAINING Graduate Training in Biomedical Sciences.	\$ 3,050,250	\$ 3,050,250
A.1.3. Strategy: GRADUATE TRAINING IN PUBLIC HEALTH	\$ 3,670,829	\$ 3,670,829
A.1.4. Strategy: PHYSICIAN ASSISTANT PROGRAM	\$ 2,369,961	\$ 2,369,961
A.1.5. Strategy: GRADUATE MEDICAL EDUCATION	\$ 794,398	\$ 794,398
A.2.1. Strategy: STAFF GROUP INSURANCE PREMIUMS	\$ 325,545	\$ 328,800
A.2.2. Strategy: WORKERS' COMPENSATION INSURANCE	\$ 221,594	\$ 221,594
A.2.3. Strategy: UNEMPLOYMENT INSURANCE	\$ 52,596	\$ 52,596
A.3.1. Strategy: TEXAS PUBLIC EDUCATION GRANTS	\$ 701,167	\$ 701,167
A.3.2. Strategy: MEDICAL LOANS	<u>\$ 76,387</u>	<u>\$ 76,387</u>
Total, Goal A: INSTRUCTION/OPERATIONS	<u>\$ 39,859,066</u>	<u>\$ 39,862,321</u>
B. Goal: PROVIDE RESEARCH SUPPORT		
B.1.1. Strategy: RESEARCH ENHANCEMENT	\$ 1,777,988	\$ 1,777,988
C. Goal: PROVIDE INFRASTRUCTURE SUPPORT		
C.1.1. Strategy: E&G SPACE SUPPORT	\$ 4,340,525	\$ 4,340,525
C.2.1. Strategy: TUITION REVENUE BOND RETIREMENT	\$ 8,191,333	\$ 8,189,633
C.2.2. Strategy: LEASE OF FACILITIES	\$ 108,310	\$ 108,310
C.2.3. Strategy: LONG-TERM INSTR REL EQUIPMENT Long-term Instructional Related Equipment.	<u>\$ 226,875</u>	<u>\$ 226,039</u>
Total, Goal C: PROVIDE INFRASTRUCTURE SUPPORT	<u>\$ 12,867,043</u>	<u>\$ 12,864,507</u>
D. Goal: PROVIDE SPECIAL ITEM SUPPORT		
D.3.1. Strategy: ALZHEIMER'S DIAG &TREATMENT CENTER Alzheimer's Diagnostic and Treatment Center.	\$ 798,220	\$ 798,641
D.4.1. Strategy: DNA LABORATORY	\$ 2,948,829	\$ 2,950,345
D.4.2. Strategy: ECON DEV & TECH COMMERCIALIZATION Economic Development & Technology Commercialization.	\$ 1,550,000	\$ 1,550,000
D.5.1. Strategy: INSTITUTIONAL ENHANCEMENT	<u>\$ 1,029,422</u>	<u>\$ 1,029,422</u>
Total, Goal D: PROVIDE SPECIAL ITEM SUPPORT	<u>\$ 6,326,471</u>	<u>\$ 6,328,408</u>

E. Goal: TOBACCO FUNDS

\$ 1,125,000 \$ 1,125,000

\$	1,155,420	\$	1,155,420
----	-----------	----	-----------

\$	2,280,420	\$	2,280,420
----	-----------	----	-----------

\$ 63,110,988 \$ 63,113,644

\$	24,571,971	\$	24,656,695
	1,332,114		1,267,416
	18,662,625		18,717,618
	393,533		394,098

608,035	607,543
---------	---------

21,546	21,450
--------	--------

345,617	345,279
---------	---------

2,604,961 2,621,608

61,363	61,287
--------	--------

178,281	178,520
---------	---------

237,361	237,169
---------	---------

8,191,333 8,189,633

5,294,214	5,207,522
-----------	-----------

608,034	607,806
---------	---------

\$	63,110,988	\$	63,113,644
----	------------	----	------------

Subtotal, Employee Benefits	\$ 9,676,854	\$ 9,888,364
-----------------------------	--------------	--------------

\$ 9,676,854 \$ 9,888,364

- 2008

2009

97% 97%

46% 46%

32% 32%

35% 35%

95% 95%

90% 90%

70.8% 70.8%

UNIVERSITY OF NORTH TEXAS HEALTH SCIENCE CENTER AT FORT WORTH
(Continued)

Administrative (Institutional Support) Cost as a Percent of Total Expenditures	7%	7%
A.1.1. Strategy: MEDICAL EDUCATION		
Explanatory:		
Minority Admissions as a Percent of Total First-year Admissions (All Schools)	18%	18%
Minority Admissions as a Percent of Total DO Admissions	13%	13%
Minority MD or DO Residents as a Percent of Total MD or DO Residents	7.3%	7.3%
Percent of Medical School Graduates Entering a Primary Care Residency	70.5%	70.5%

B. Goal: PROVIDE RESEARCH SUPPORT
Outcome (Results/Impact):

Total External Research Expenditures	26,752,586	28,979,805
--------------------------------------	------------	------------

- 3. Forensic Laboratory.** The University of North Texas Health Science Center at Fort Worth is authorized to conduct all blood and DNA tests associated with paternity testing for the Office of the Attorney General at a monetary rate not to exceed the monetary rate at which the Attorney General could obtain the service elsewhere to the extent permitted under federal law and regulations. The income derived from this testing is to be spent only on the Forensic Laboratory. In addition, the services of the Forensic Laboratory are available to other entities or interested parties approved by the University of North Texas Health Science Center at Fort Worth.
- 4. Parking Garage Debt Service.** Funds appropriated in Strategy C.2.1, Tuition Revenue Bond Retirement, may be used to retire bonds authorized by the Seventy-sixth Legislature to construct a campus parking garage. Parking fee revenue generated by this facility will be accounted for and reported to the Legislative Budget Board. The fee revenue, minus operational and maintenance costs, will be counted in the appropriations process to offset the costs of servicing debt associated with this facility.
- 5. Estimated Appropriation and Unexpended Balance.** Included in the amounts appropriated above are: (1) estimated appropriations of amounts available for distribution or investment returns out of the Permanent Endowment Fund for the University of North Texas Health Science Center at Fort Worth No. 819 and (2) estimated appropriations of the institution's estimated allocation of amounts available for distribution out of the Permanent Health Fund for Higher Education No. 810.

 - a. Amounts available for distribution or investment returns in excess of the amounts estimated above are also appropriated to the institution. In the event that amounts available for distribution or investment returns are less than the amounts estimated above, this Act may not be construed as appropriating funds to makeup the difference.
 - b. All balances of estimated appropriations from the Permanent Endowment Fund for the University of North Texas Health Science Center at Fort Worth No. 819 and of the institution's allocation from the amounts available for distribution out of the Permanent Health Fund for Higher Education No. 810, except for any General Revenue, at the close of the fiscal year ending August 31, 2007, and the income to said fund during the fiscal years beginning September 1, 2007, are hereby appropriated. Any unexpended appropriations made above as of August 31, 2008, are hereby appropriated to the institution for the same purposes for fiscal year 2009.
- 6. Contingency Appropriations: Economic Development & Technology Commercialization.** Of the amounts appropriated above in Strategy D.4.2, Economic Development & Technology Commercialization, \$3,100,000 for the University of North Texas Health Science Center is contingent upon the certification by the Comptroller of Public Accounts that the joint activities of the collaboration of the University of North Texas Health Science Center and the City of Fort Worth will generate revenue to the General Revenue Fund sufficient to offset the appropriation. The Comptroller shall specify the supporting information to be provided by the collaboration and may require independent verification of the information. If the Comptroller finds the information sufficient to support the projection of increased revenues, a finding of fact to that effect shall be issued and the contingency appropriation up to the amount certified, not to exceed \$3,100,000 for the 2008-09 biennium, shall be made available for the intended purpose.

TEXAS TECH UNIVERSITY HEALTH SCIENCES CENTER

	For the Years Ending	
	August 31,	August 31,
	2008	2009
Method of Financing:		
General Revenue Fund	\$ 153,866,176	\$ 133,502,277
GR Dedicated - Estimated Other Educational and General Income Account No. 770	9,178,485	9,161,376
<u>Other Funds</u>		
Permanent Health Fund for Higher Education No. 810, estimated	1,398,600	1,398,600
Permanent Endowment Fund, Texas Tech University HSC El Paso No. 820, estimated	1,125,000	1,125,000
Permanent Endowment Fund, Texas Tech University HSC (Other than El Paso) No. 821, estimated	1,125,000	1,125,000
Subtotal, Other Funds	<u>\$ 3,648,600</u>	<u>\$ 3,648,600</u>
Total, Method of Financing	<u>\$ 166,693,261</u>	<u>\$ 146,312,253</u>
Items of Appropriation:		
1. Educational and General State Support	\$ 166,693,261	\$ 146,312,253
Grand Total, TEXAS TECH UNIVERSITY HEALTH SCIENCES CENTER	<u>\$ 166,693,261</u>	<u>\$ 146,312,253</u>

This bill pattern represents an estimated 31.9% of this agency's estimated total available funds for the biennium.

Number of Full-Time-Equivalents (FTE)- Appropriated Funds	1,773.4	1,775.9
--	---------	---------

1. **Informational Listing of Appropriated Funds.** The appropriations made above for Educational and General State Support are subject to the special and general provisions of this Act and include the following amounts for the purposes indicated.

A. Goal: INSTRUCTION/OPERATIONS		
Provide Instructional and Operations Support.		
A.1.1. Strategy: MEDICAL EDUCATION	\$ 31,294,539	\$ 31,294,539
A.1.2. Strategy: BIOMEDICAL SCIENCES TRAINING Graduate Training in Biomedical Sciences.	\$ 2,766,736	\$ 2,766,736
A.1.3. Strategy: ALLIED HEALTH PROFESSIONS TRAINING	\$ 12,945,359	\$ 12,945,359
A.1.4. Strategy: NURSING EDUCATION	\$ 10,262,902	\$ 10,262,902
A.1.5. Strategy: PHARMACY EDUCATION	\$ 11,585,209	\$ 11,585,209
A.1.6. Strategy: GRADUATE MEDICAL EDUCATION	\$ 2,664,894	\$ 2,664,894
A.2.1. Strategy: STAFF GROUP INSURANCE PREMIUMS	\$ 831,765	\$ 840,083
A.2.2. Strategy: WORKERS' COMPENSATION INSURANCE	\$ 648,934	\$ 648,934
A.3.1. Strategy: TEXAS PUBLIC EDUCATION GRANTS	\$ 982,500	\$ 982,500
A.3.2. Strategy: MEDICAL LOANS	<u>\$ 71,800</u>	<u>\$ 71,800</u>
Total, Goal A: INSTRUCTION/OPERATIONS	<u>\$ 74,054,638</u>	<u>\$ 74,062,956</u>
B. Goal: PROVIDE RESEARCH SUPPORT		
B.1.1. Strategy: RESEARCH ENHANCEMENT	\$ 1,744,261	\$ 1,744,261
C. Goal: INFRASTRUCTURE SUPPORT		
Provide Infrastructure Support.		
C.1.1. Strategy: E&G SPACE SUPPORT	\$ 10,576,234	\$ 10,576,235
C.2.1. Strategy: TUITION REVENUE BOND RETIREMENT	\$ 13,361,604	\$ 13,377,606
C.2.2. Strategy: LONG-TERM INSTR REL EQUIPMENT Long-term Instructional Related Equipment.	<u>\$ 2,336,138</u>	<u>\$ 2,325,811</u>
Total, Goal C: INFRASTRUCTURE SUPPORT	<u>\$ 26,273,976</u>	<u>\$ 26,279,652</u>
D. Goal: PROVIDE SPECIAL ITEM SUPPORT		
D.1.1. Strategy: SOUTH TEXAS PROFESSIONAL EDUCATION South Texas Border Region Health Professional Education.	\$ 906,228	\$ 906,228

TEXAS TECH UNIVERSITY HEALTH SCIENCES CENTER
(Continued)

D.1.2. Strategy: BORDER SUPPORT - ACADEMIC EXPANSION Border Health Care Support - Academic Expansion.	\$	3,888,891	\$	3,888,891
D.1.3. Strategy: ACADEMIC SUPPORT-BORDER DEVELOPMENT Academic Operations Support - Border Region Development.	\$	393,470	\$	393,470
D.1.4. Strategy: INTEGRATED HEALTH NETWORK	\$	1,324,895	\$	1,324,895
D.1.5. Strategy: MEDICAL EDUCATION - ODESSA	\$	1,559,966	\$	1,559,964
D.1.6. Strategy: EL PASO - MEDICAL	\$	31,289,250	\$	16,710,750
D.1.7. Strategy: MED RESID & PHYS ASST PGM EXPANSION Medical Residency and Physician Assistant Program Expansion.	\$	1,500,000	\$	1,500,000
D.1.8. Strategy: PHYSICIAN ASSISTANT PROGRAM ¹	\$	1,016,500	\$	UB
D.2.1. Strategy: FAMILY/COMMUNITY MEDICINE RESIDENCY Family and Community Medicine Residency Training Program.	\$	600,915	\$	600,915
D.2.2. Strategy: MIDLAND SURGICAL RESIDENCY TRAINING Midland Surgical Residency Training Program.	\$	134,014	\$	134,014
D.2.3. Strategy: MIDLAND CARDIOLOGY RESIDENCY Midland Cardiology Residency Training Program.	\$	307,785	\$	307,785
D.2.4. Strategy: BORDER HEALTH - RESIDENT SUPPORT Border Health Care Support - Resident Support.	\$	387,773	\$	387,773
D.3.1. Strategy: DIABETES RESEARCH CENTER	\$	289,140	\$	289,140
D.3.2. Strategy: CANCER RESEARCH ²	\$	4,800,000	\$	UB
D.4.1. Strategy: RURAL HEALTH CARE	\$	1,022,164	\$	1,022,164
D.5.1. Strategy: INSTITUTIONAL ENHANCEMENT Multicampus (4) Institutional Enhancement.	\$	<u>11,550,795</u>	\$	<u>11,550,795</u>
Total, Goal D: PROVIDE SPECIAL ITEM SUPPORT	\$	<u>60,971,786</u>	\$	<u>40,576,784</u>
E. Goal: TOBACCO FUNDS				
E.1.1. Strategy: TOBACCO EARNINGS TX TECH HSC ELPASO Tobacco Earnings - Texas Tech Univ Health Sciences Center (El Paso).	\$	1,125,000	\$	1,125,000
E.1.2. Strategy: TOBACCO EARNINGS TX TECH UNIV HSC Tobacco Earnings for Texas Tech University Health Sciences Center.	\$	1,125,000	\$	1,125,000
E.1.3. Strategy: TOBACCO - PERMANENT HEALTH FUND Tobacco Earnings from the Permanent Health Fund for Higher Ed. No. 810.	\$	<u>1,398,600</u>	\$	<u>1,398,600</u>
Total, Goal E: TOBACCO FUNDS	\$	<u>3,648,600</u>	\$	<u>3,648,600</u>
Grand Total, TEXAS TECH UNIVERSITY HEALTH SCIENCES CENTER	\$	<u><u>166,693,261</u></u>	\$	<u><u>146,312,253</u></u>
Object-of-Expense Informational Listing:				
Salaries and Wages	\$	55,198,512	\$	52,365,876
Other Personnel Costs		1,753,979		1,671,900
Faculty Salaries (Higher Education Only)		52,251,514		51,644,343
Professional Salaries - Faculty Equivalent (Higher Education Only)		2,922,395		2,034,921
Professional Fees and Services		2,766,108		2,390,758
Fuels and Lubricants		56,393		36,718
Consumable Supplies		4,042,275		2,505,724
Utilities		6,592,570		4,729,065
Travel		768,170		479,345

¹ Incorporates Article III, Special Provisions Relating Only to State Agencies of Higher Education, § 54, Special Item Appropriations, of this Act, resulting in an increase in General Revenue Funds of \$1,016,500 for the Physician Assistant Program in FY 2008 and unexpended balance authority in FY 2009.

² Incorporates Article III, Special Provisions Relating Only to State Agencies of Higher Education, § 54, Special Item Appropriations, of this Act, resulting in an increase in General Revenue Funds of \$4,800,000 for Cancer Research in FY 2008 and unexpended balance authority in FY 2009.

TEXAS TECH UNIVERSITY HEALTH SCIENCES CENTER
(Continued)

Rent - Building	167,096	153,547
Rent - Machine and Other	240,800	67,619
Debt Service	13,361,604	13,377,606
Other Operating Expense	23,182,911	11,742,802
Client Services	199,471	190,581
Capital Expenditures	<u>3,189,463</u>	<u>2,921,448</u>

Total, Object-of-Expense Informational Listing	<u>\$ 166,693,261</u>	<u>\$ 146,312,253</u>
---	------------------------------	------------------------------

Estimated Allocations for Employee Benefits and Debt Service Appropriations Made Elsewhere in this Act:

Employee Benefits

Retirement	\$ 7,587,388	\$ 7,856,999
Group Insurance	14,487,642	14,487,642
Social Security	<u>7,694,190</u>	<u>7,963,487</u>

Subtotal, Employee Benefits	<u>\$ 29,769,220</u>	<u>\$ 30,308,128</u>
-----------------------------	----------------------	----------------------

Total, Estimated Allocations for Employee Benefits and Debt Service Appropriations Made Elsewhere in this Act	<u>\$ 29,769,220</u>	<u>\$ 30,308,128</u>
--	-----------------------------	-----------------------------

2. **Performance Measure Targets.** The following is a listing of the key performance target levels for the Texas Tech University Health Sciences Center. It is the intent of the Legislature that appropriations made by this Act be utilized in the most efficient and effective manner possible to achieve the intended mission of the Texas Tech University Health Sciences Center. In order to achieve the objectives and service standards established by this Act, the Texas Tech University Health Sciences Center shall make every effort to attain the following designated key performance target levels associated with each item of appropriation.

	<u>2008</u>	<u>2009</u>
A. Goal: INSTRUCTION/OPERATIONS		
Outcome (Results/Impact):		
Percent of Medical School Students Passing Part 1 or Part 2 of the National Licensing Exam on the First Attempt	90%	90%
Percent of Medical School Graduates Practicing Primary Care in Texas	40.25%	40.25%
Percent of Allied Health Graduates Passing the Certification/Licensure Exam on the First Attempt	90%	90%
Percent of Allied Health Graduates Who Are Licensed or Certified in Texas	87%	87%
Percent of Bachelor of Science in Nursing Graduates Passing the National Licensing Exam on the First Attempt in Texas	87%	87%
Percent of Bachelor of Science in Nursing Graduates Who Are Licensed in Texas	96%	96%
Percent of Pharmacy School Graduates Passing the National Licensing Exam on the First Attempt	96%	96%
Percent of Pharmacy School Graduates Who Are Licensed in Texas	83%	83%
Administrative (Institutional Support) Cost as a Percent of Total Expenditures	4.25%	4.25%
A.1.1. Strategy: MEDICAL EDUCATION		
Explanatory:		
Minority Admissions as a Percent of Total First-year Admissions (All Schools)	20%	20%
Minority MD Admissions as a Percent of Total MD Admissions	20%	20%
Minority MD or DO Residents as a Percent of Total MD or DO Residents	27%	27%
Percent of Medical School Graduates Entering a Primary Care Residency	45%	45%
A.1.4. Strategy: NURSING EDUCATION		
Explanatory:		
Percent of Master of Science in Nursing Graduates Granted Advanced Practice Status in Texas	60%	60%
B. Goal: PROVIDE RESEARCH SUPPORT		
Outcome (Results/Impact):		
Total External Research Expenditures	10,000,000	11,000,000

TEXAS TECH UNIVERSITY HEALTH SCIENCES CENTER
(Continued)

D. Goal: PROVIDE SPECIAL ITEM SUPPORT

D.1.4. Strategy: INTEGRATED HEALTH NETWORK

Output (Volume):

Annual Event Hours of Distance Education	385,000	390,000
--	---------	---------

3. **South Texas/Border Region Health Professional Education.** Out of the amounts appropriated above to Texas Tech University Health Sciences Center in Strategy D.1.1, South Texas Professional Education, is the amount of \$906,228 for the fiscal year ending August 31, 2008 and \$906,228 for the fiscal year ending August 31, 2009 for use by the Regional Academic Health Center in El Paso for infrastructure support, faculty salaries, maintenance and operation, and library resources.
 - a. Any unexpended balances remaining in the appropriations identified in this section as of August 31, 2008, are appropriated to Texas Tech University Health Sciences Center for their original purposes and shall be used with funds appropriated by this section for the fiscal year ending August 31, 2009.
 - b. A report by the Texas Tech University Health Sciences Center shall be filed with the Legislative Budget Board and the Governor on or before December 1, 2008, concerning the use of the funds appropriated by this section and the extent to which the purposes specified by this section have been achieved.
4. **Appropriation of Costs for Health Care to Inmates.** None of the funds appropriated above shall be expended to provide or support the provision of health care to inmates of the Texas Department of Criminal Justice (TDCJ). It is the intent of the Legislature that all costs for providing health care to inmates of the TDCJ including costs of operating TDCJ hospital facilities in Galveston County and Lubbock County shall be paid from appropriations made to the TDCJ and from any financial reserves from contracts with TDCJ that are held by the university for the correctional health care services. Appropriations made to the TDCJ for the provision of inmate health care services shall be expended in accordance with Government Code, Chapter 501, Subchapter E.
5. **El Paso Center for Border Health Research.** Funds appropriated above provide funding for Texas Tech Health Sciences Center's collaboration with the University of Texas at El Paso and the El Paso Center for Border Health Research, a component of the Paso del Norte Regional Health Institute located in the City of El Paso. Funding included above is for research, in areas not limited to, but focusing on and including, infectious diseases such as tuberculosis, Hispanic health issues such as diabetes and hypertension, border environmental health issues such as those associated with water and air quality, and children's health.
6. **Estimated Appropriation and Unexpended Balance.** Included in the amounts appropriated above are: (1) estimated appropriations of amounts available for distribution or investment returns out of the Permanent Endowment Fund for the Texas Tech University Health Sciences Center at El Paso No. 820, (2) estimated appropriations of amounts available for distribution or investment returns out of the Permanent Endowment Fund for the Texas Tech University Health Sciences Center at locations other than El Paso No. 821 and (3) estimated appropriations of the institution's estimated allocation of amounts available for distribution out of the Permanent Health Fund for Higher Education No. 810.
 - a. Amounts available for distribution or investment returns in excess of the amounts estimated are also appropriated to the institution. In the event that amounts available for distribution or investment returns are less than the amounts estimated above, this Act may not be construed as appropriating funds to makeup the difference.
 - b. All balances of estimated appropriations from the Permanent Endowment Fund for the Texas Tech University Health Sciences Center at El Paso No. 820, Permanent Endowment Fund for the Texas Tech University Health Sciences Center at locations other than El Paso No. 821, and of the institution's allocation from the amounts available for distribution out of the Permanent Health Fund for Higher Education No. 810, except for any General Revenue, at the close of the fiscal year ending August 31, 2007, and the income to said fund during the fiscal years beginning September 1, 2007 are hereby appropriated. Any unexpended appropriations made above as of August 31, 2008, are hereby appropriated to the institution for the same purposes for fiscal year 2009.
7. **El Paso - Four Year Medical School.** The Texas Tech University Health Sciences Center at El Paso is authorized to initiate curriculum design and development, basic science faculty

TEXAS TECH UNIVERSITY HEALTH SCIENCES CENTER
(Continued)

recruitment, and commencement of organization and other processes necessary to attain accreditation of a four-year medical school by the Liaison Committee on Medical Education. The Texas Tech University Health Sciences Center at El Paso shall seek the support of the El Paso community, El Paso area foundations, units of local government and any other individuals, groups and entities that may support and contribute to the development and establishment of an El Paso Four Year Medical School.

8. **Transfers of Appropriations.** Texas Tech University Health Sciences Center shall transfer from non-Medicaid state appropriated funds up to \$4,500,000 in fiscal year 2008 and up to \$4,500,000 in fiscal year 2009 to the Health and Human Service Commission. The timing of such transfers shall be determined by the Comptroller of Public Accounts in consultation with the Health and Human Services Commission. The Legislative Budget Board is authorized to adjust the amounts of such transfers as necessary to match available federal funds.
9. **Cancer Research.**³ Funds appropriated above to the Texas Tech University Health Sciences Center for cancer research in the amount of \$4,800,000 is appropriated for a pilot program for new research opportunities for clinical trials in rural and underserved areas of Texas. These services shall be delivered in partnership with an established research entity conducting peer-reviewed research in cancer therapy and control. The amount of funds expended by Texas Tech University Health Sciences Center on the pilot program shall be limited to the amounts outlined in this rider. The appropriation of the funds is contingent upon the execution of a memorandum of understanding between the health sciences center and an established research entity that conduct peer-reviewed, audited research in cancer therapy and control. Any unexpended balance as of August 31, 2008 is hereby appropriated for the same purposes in fiscal year 2009.

³ Incorporates Article III, Special Provisions Relating Only to State Agencies of Higher Education, § 54, Special Item Appropriations, of this Act, resulting in an increase in General Revenue Funds of \$4,800,000 for Cancer Research in FY 2008 and unexpended balance authority in FY 2009.

PUBLIC COMMUNITY/JUNIOR COLLEGES

	For the Years Ending	
	August 31, 2008	August 31, 2009
Method of Financing:		
General Revenue Fund	\$ 860,412,423	\$ 858,812,422
Total, Method of Financing	<u>\$ 860,412,423</u>	<u>\$ 858,812,422</u>
Items of Appropriation:		
1. Educational and General State Support	\$ 860,412,423	\$ 858,812,422
Grand Total, PUBLIC COMMUNITY/JUNIOR COLLEGES	<u>\$ 860,412,423</u>	<u>\$ 858,812,422</u>

This bill pattern represents an estimated 31% of this agency's estimated total available funds for the biennium.

- 1. Informational Listing of Appropriated Funds.** The appropriations made above for Educational and General State Support are subject to the special and general provisions of this Act and include the following amounts for the purposes indicated.

A. Goal: ALAMO COMMUNITY COLLEGE		
A.1.1. Strategy: ACADEMIC EDUCATION	\$ 49,657,491	\$ 49,657,491
A.1.2. Strategy: VOCATIONAL/TECHNICAL EDUCATION	<u>\$ 18,189,205</u>	<u>\$ 18,189,205</u>
Total, Goal A: ALAMO COMMUNITY COLLEGE	<u>\$ 67,846,696</u>	<u>\$ 67,846,696</u>
B. Goal: ALVIN COMMUNITY COLLEGE		
B.1.1. Strategy: ACADEMIC EDUCATION	\$ 3,882,020	\$ 3,882,020
B.1.2. Strategy: VOCATIONAL/TECHNICAL EDUCATION	<u>\$ 4,574,688</u>	<u>\$ 4,574,689</u>
Total, Goal B: ALVIN COMMUNITY COLLEGE	<u>\$ 8,456,708</u>	<u>\$ 8,456,709</u>
C. Goal: AMARILLO COLLEGE		
C.2.1. Strategy: ACADEMIC EDUCATION	\$ 8,873,960	\$ 8,873,960
C.2.2. Strategy: VOCATIONAL/TECHNICAL EDUCATION	<u>\$ 8,279,306</u>	<u>\$ 8,279,307</u>
Total, Goal C: AMARILLO COLLEGE	<u>\$ 17,153,266</u>	<u>\$ 17,153,267</u>
D. Goal: ANGELINA COLLEGE		
D.1.1. Strategy: ACADEMIC EDUCATION	\$ 4,490,901	\$ 4,490,901
D.1.2. Strategy: VOCATIONAL/TECHNICAL EDUCATION	\$ 3,236,427	\$ 3,236,428
D.1.3. Strategy: FORMULA HOLD HARMLESS	<u>\$ 679,886</u>	<u>\$ 679,886</u>
Total, Goal D: ANGELINA COLLEGE	<u>\$ 8,407,214</u>	<u>\$ 8,407,215</u>
E. Goal: AUSTIN COMMUNITY COLLEGE		
E.1.1. Strategy: VIRTUAL COLLEGE OF TEXAS	\$ 500,000	\$ 500,000
E.1.2. Strategy: ACADEMIC EDUCATION	\$ 30,362,231	\$ 30,362,231
E.1.3. Strategy: VOCATIONAL/TECHNICAL EDUCATION	<u>\$ 11,417,619</u>	<u>\$ 11,417,618</u>
Total, Goal E: AUSTIN COMMUNITY COLLEGE	<u>\$ 42,279,850</u>	<u>\$ 42,279,849</u>
F. Goal: BLINN COLLEGE		
F.1.1. Strategy: STAR OF THE REPUBLIC MUSEUM	\$ 356,248	\$ 356,248
F.2.1. Strategy: ACADEMIC EDUCATION	\$ 17,829,411	\$ 17,829,411
F.2.2. Strategy: VOCATIONAL/TECHNICAL EDUCATION	<u>\$ 2,740,568</u>	<u>\$ 2,740,568</u>
Total, Goal F: BLINN COLLEGE	<u>\$ 20,926,227</u>	<u>\$ 20,926,227</u>
G. Goal: BRAZOSPORT COLLEGE		
G.1.1. Strategy: BACHELOR OF APPLIED TECHNOLOGY ¹	\$ 239,258	\$ 39,258
G.2.1. Strategy: ACADEMIC EDUCATION	\$ 2,994,100	\$ 2,994,100

¹ Incorporates Article III, Special Provisions Relating Only to State Agencies of Higher Education, § 54, Special Item Appropriations of this Act, which added \$200,000 in General Revenue Funds in FY 2008 and unexpended balance authority for FY 2009 for Bachelor of Applied Technology.

PUBLIC COMMUNITY/JUNIOR COLLEGES

(Continued)

G.2.2. Strategy: VOCATIONAL/TECHNICAL EDUCATION	\$ 2,763,785	\$ 2,763,784
Total, Goal G: BRAZOSPORT COLLEGE	<u>\$ 5,997,143</u>	<u>\$ 5,797,142</u>
H. Goal: CENTRAL TEXAS COLLEGE		
H.1.1. Strategy: ACADEMIC EDUCATION	\$ 11,893,660	\$ 11,893,660
H.1.2. Strategy: VOCATIONAL/TECHNICAL EDUCATION	<u>\$ 8,119,453</u>	<u>\$ 8,119,454</u>
Total, Goal H: CENTRAL TEXAS COLLEGE	<u>\$ 20,013,113</u>	<u>\$ 20,013,114</u>
I. Goal: CISCO JUNIOR COLLEGE		
I.1.1. Strategy: ACADEMIC EDUCATION	\$ 3,784,745	\$ 3,784,745
I.1.2. Strategy: VOCATIONAL/TECHNICAL EDUCATION	<u>\$ 1,698,363</u>	<u>\$ 1,698,363</u>
Total, Goal I: CISCO JUNIOR COLLEGE	<u>\$ 5,483,108</u>	<u>\$ 5,483,108</u>
J. Goal: CLARENDON COLLEGE		
J.1.1. Strategy: ACADEMIC EDUCATION	\$ 1,363,398	\$ 1,363,398
J.1.2. Strategy: VOCATIONAL/TECHNICAL EDUCATION	\$ 626,890	\$ 626,889
J.1.3. Strategy: SMALL INSTITUTION SUPPLEMENT	<u>\$ 98,310</u>	<u>\$ 98,310</u>
Total, Goal J: CLARENDON COLLEGE	<u>\$ 2,088,598</u>	<u>\$ 2,088,597</u>
K. Goal: COASTAL BEND COLLEGE		
K.1.1. Strategy: ACADEMIC EDUCATION	\$ 2,786,761	\$ 2,786,761
K.1.2. Strategy: VOCATIONAL/TECHNICAL EDUCATION	\$ 2,753,780	\$ 2,753,779
K.1.3. Strategy: FORMULA HOLD HARMLESS	<u>\$ 1,275,468</u>	<u>\$ 1,275,468</u>
Total, Goal K: COASTAL BEND COLLEGE	<u>\$ 6,816,009</u>	<u>\$ 6,816,008</u>
L. Goal: COLLEGE OF THE MAINLAND		
L.1.1. Strategy: ACADEMIC EDUCATION	\$ 3,917,637	\$ 3,917,637
L.1.2. Strategy: VOCATIONAL/TECHNICAL EDUCATION	\$ 2,170,090	\$ 2,170,090
L.1.3. Strategy: FORMULA HOLD HARMLESS	<u>\$ 269,335</u>	<u>\$ 269,335</u>
Total, Goal L: COLLEGE OF THE MAINLAND	<u>\$ 6,357,062</u>	<u>\$ 6,357,062</u>
M. Goal: COLLIN COUNTY COMMUNITY COLLEGE		
M.1.1. Strategy: ACADEMIC EDUCATION	\$ 22,563,803	\$ 22,563,803
M.1.2. Strategy: VOCATIONAL/TECHNICAL EDUCATION	<u>\$ 5,627,637</u>	<u>\$ 5,627,638</u>
Total, Goal M: COLLIN COUNTY CC	<u>\$ 28,191,440</u>	<u>\$ 28,191,441</u>
N. Goal: DALLAS COUNTY COMMUNITY COLLEGE		
N.1.1. Strategy: SMALL BUSINESS DEVELOPMENT CENTER	\$ 1,501,732	\$ 1,501,733
N.1.2. Strategy: STARLINK	\$ 135,556	\$ 135,556
N.2.1. Strategy: ACADEMIC EDUCATION	\$ 57,857,465	\$ 57,857,465
N.2.2. Strategy: VOCATIONAL/TECHNICAL EDUCATION	<u>\$ 31,640,739</u>	<u>\$ 31,640,740</u>
Total, Goal N: DALLAS COUNTY CC	<u>\$ 91,135,492</u>	<u>\$ 91,135,494</u>
O. Goal: DEL MAR COLLEGE		
O.1.1. Strategy: ACADEMIC EDUCATION	\$ 10,515,619	\$ 10,515,619
O.1.2. Strategy: VOCATIONAL/TECHNICAL EDUCATION	<u>\$ 8,143,058</u>	<u>\$ 8,143,058</u>
Total, Goal O: DEL MAR COLLEGE	<u>\$ 18,658,677</u>	<u>\$ 18,658,677</u>
P. Goal: EL PASO COMMUNITY COLLEGE		
P.1.1. Strategy: ACADEMIC EDUCATION	\$ 25,152,622	\$ 25,152,622
P.1.2. Strategy: VOCATIONAL/TECHNICAL EDUCATION	<u>\$ 8,203,589</u>	<u>\$ 8,203,588</u>
Total, Goal P: EL PASO COMMUNITY COLLEGE	<u>\$ 33,356,211</u>	<u>\$ 33,356,210</u>
Q. Goal: FRANK PHILLIPS COLLEGE		
Q.1.1. Strategy: ACADEMIC EDUCATION	\$ 1,360,523	\$ 1,360,523
Q.1.2. Strategy: VOCATIONAL/TECHNICAL EDUCATION	\$ 1,326,602	\$ 1,326,602
Q.1.3. Strategy: FORMULA HOLD HARMLESS	<u>\$ 28,583</u>	<u>\$ 28,583</u>
Total, Goal Q: FRANK PHILLIPS COLLEGE	<u>\$ 2,715,708</u>	<u>\$ 2,715,708</u>

PUBLIC COMMUNITY/JUNIOR COLLEGES

(Continued)

R. Goal: GALVESTON COLLEGE		
R.1.1. Strategy: ACADEMIC EDUCATION	\$ 2,057,647	\$ 2,057,647
R.1.2. Strategy: VOCATIONAL/TECHNICAL EDUCATION	\$ 1,761,666	\$ 1,761,665
R.1.3. Strategy: FORMULA HOLD HARMLESS	\$ 910,037	\$ 910,037
Total, Goal R: GALVESTON COLLEGE	\$ 4,729,350	\$ 4,729,349
S. Goal: GRAYSON COUNTY COLLEGE		
S.1.1. Strategy: ACADEMIC EDUCATION	\$ 3,857,885	\$ 3,857,885
S.1.2. Strategy: VOCATIONAL/TECHNICAL EDUCATION	\$ 3,097,186	\$ 3,097,185
Total, Goal S: GRAYSON COUNTY COLLEGE	\$ 6,955,071	\$ 6,955,070
T. Goal: HILL COLLEGE		
T.1.1. Strategy: HERITAGE MUSEUM/GENEALOGY CENTER	\$ 360,001	\$ 360,000
Heritage Museum and Genealogy Center.		
T.2.1. Strategy: ACADEMIC EDUCATION	\$ 3,852,320	\$ 3,852,320
T.2.2. Strategy: VOCATIONAL/TECHNICAL EDUCATION	\$ 2,645,495	\$ 2,645,496
Total, Goal T: HILL COLLEGE	\$ 6,857,816	\$ 6,857,816
U. Goal: HOUSTON COMMUNITY COLLEGE		
U.1.1. Strategy: ACADEMIC EDUCATION	\$ 38,569,345	\$ 38,569,345
U.1.2. Strategy: VOCATIONAL/TECHNICAL EDUCATION	\$ 25,058,088	\$ 25,058,087
Total, Goal U: HOUSTON COMMUNITY COLLEGE	\$ 63,627,433	\$ 63,627,432
V. Goal: HOWARD COLLEGE		
V.1.1. Strategy: SOUTHWEST INSTITUTE FOR THE DEAF	\$ 3,734,649	\$ 2,734,649
Southwest Collegiate Institute for the Deaf.		
V.2.1. Strategy: ACADEMIC EDUCATION	\$ 2,581,602	\$ 2,581,602
V.2.2. Strategy: VOCATIONAL/TECHNICAL EDUCATION	\$ 5,092,633	\$ 5,092,633
V.2.3. Strategy: FORMULA HOLD HARMLESS	\$ 282,176	\$ 282,176
Total, Goal V: HOWARD COLLEGE	\$ 11,691,060	\$ 10,691,060
W. Goal: KILGORE COLLEGE		
W.1.1. Strategy: ACADEMIC EDUCATION	\$ 5,347,549	\$ 5,347,549
W.1.2. Strategy: VOCATIONAL/TECHNICAL EDUCATION	\$ 4,835,665	\$ 4,835,666
Total, Goal W: KILGORE COLLEGE	\$ 10,183,214	\$ 10,183,215
X. Goal: LAREDO COMMUNITY COLLEGE		
X.1.1. Strategy: IMPORT/EXPORT TRNG CTR	\$ 210,888	\$ 210,887
Regional Import/Export Training Center.		
X.2.1. Strategy: ACADEMIC EDUCATION	\$ 8,071,791	\$ 8,071,791
X.2.2. Strategy: VOCATIONAL/TECHNICAL EDUCATION	\$ 4,410,245	\$ 4,410,244
X.2.3. Strategy: FORMULA HOLD HARMLESS	\$ 157,864	\$ 157,864
Total, Goal X: LAREDO COMMUNITY COLLEGE	\$ 12,850,788	\$ 12,850,786
Y. Goal: LEE COLLEGE		
Y.1.1. Strategy: ACADEMIC EDUCATION	\$ 4,508,061	\$ 4,508,061
Y.1.2. Strategy: VOCATIONAL/TECHNICAL EDUCATION	\$ 5,402,231	\$ 5,402,232
Y.1.3. Strategy: FORMULA HOLD HARMLESS	\$ 161,715	\$ 161,715
Total, Goal Y: LEE COLLEGE	\$ 10,072,007	\$ 10,072,008
Z. Goal: MCLENNAN COMMUNITY COLLEGE		
Z.1.1. Strategy: ACADEMIC EDUCATION	\$ 8,000,489	\$ 8,000,489
Z.1.2. Strategy: VOCATIONAL/TECHNICAL EDUCATION	\$ 5,803,113	\$ 5,803,113
Total, Goal Z: MCLENNAN COMMUNITY COLLEGE	\$ 13,803,602	\$ 13,803,602
AA. Goal: MIDLAND COLLEGE		
AA.1.1. Strategy: AMERICAN AIRPOWER HERITAGE MUSEUM	\$ 498,702	\$ 498,702

PUBLIC COMMUNITY/JUNIOR COLLEGES
(Continued)

AA.2.1. Strategy: BACHELOR OF APPLIED TECHNOLOGY ²	\$ 248,425	\$ 48,425
AA.3.1. Strategy: ACADEMIC EDUCATION	\$ 5,545,213	\$ 5,545,213
AA.3.2. Strategy: VOCATIONAL/TECHNICAL EDUCATION	<u>\$ 4,183,231</u>	<u>\$ 4,183,232</u>
Total, Goal AA: MIDLAND COLLEGE	<u>\$ 10,475,571</u>	<u>\$ 10,275,572</u>
AB. Goal: NAVARRO COLLEGE		
AB.1.1. Strategy: ACADEMIC EDUCATION	\$ 8,236,570	\$ 8,236,570
AB.1.2. Strategy: VOCATIONAL/TECHNICAL EDUCATION	<u>\$ 3,888,089</u>	<u>\$ 3,888,089</u>
Total, Goal AB: NAVARRO COLLEGE	<u>\$ 12,124,659</u>	<u>\$ 12,124,659</u>
AC. Goal: NORTH CENTRAL TX COLLEGE North Central Texas College.		
AC.1.1. Strategy: ACADEMIC EDUCATION	\$ 6,690,509	\$ 6,690,509
AC.1.2. Strategy: VOCATIONAL/TECHNICAL EDUCATION	<u>\$ 2,728,800</u>	<u>\$ 2,728,800</u>
Total, Goal AC: NORTH CENTRAL TX COLLEGE	<u>\$ 9,419,309</u>	<u>\$ 9,419,309</u>
AD. Goal: NORTH HARRIS MONTGOMERY CC North Harris Montgomery Community College.		
AD.1.1. Strategy: ACADEMIC EDUCATION	\$ 41,136,681	\$ 41,136,681
AD.1.2. Strategy: VOCATIONAL/TECHNICAL EDUCATION	<u>\$ 13,719,847</u>	<u>\$ 13,719,847</u>
Total, Goal AD: NORTH HARRIS MONTGOMERY CC	<u>\$ 54,856,528</u>	<u>\$ 54,856,528</u>
AE. Goal: NORTHEAST TEXAS CC Northeast Texas Community College.		
AE.2.1. Strategy: ACADEMIC EDUCATION	\$ 2,573,890	\$ 2,573,890
AE.2.2. Strategy: VOCATIONAL/TECHNICAL EDUCATION	<u>\$ 1,416,326</u>	<u>\$ 1,416,326</u>
Total, Goal AE: NORTHEAST TEXAS CC	<u>\$ 3,990,216</u>	<u>\$ 3,990,216</u>
AF. Goal: ODESSA COLLEGE		
AF.1.1. Strategy: ACADEMIC EDUCATION	\$ 3,929,437	\$ 3,929,437
AF.1.2. Strategy: VOCATIONAL/TECHNICAL EDUCATION	\$ 3,935,453	\$ 3,935,452
AF.1.3. Strategy: FORMULA HOLD HARMLESS	<u>\$ 608,874</u>	<u>\$ 608,874</u>
Total, Goal AF: ODESSA COLLEGE	<u>\$ 8,473,764</u>	<u>\$ 8,473,763</u>
AG. Goal: PANOLA COLLEGE		
AG.1.1. Strategy: ACADEMIC EDUCATION	\$ 1,856,924	\$ 1,856,924
AG.1.2. Strategy: VOCATIONAL/TECHNICAL EDUCATION	<u>\$ 1,786,634</u>	<u>\$ 1,786,634</u>
Total, Goal AG: PANOLA COLLEGE	<u>\$ 3,643,558</u>	<u>\$ 3,643,558</u>
AH. Goal: PARIS JUNIOR COLLEGE		
AH.1.1. Strategy: ACADEMIC EDUCATION	\$ 5,146,822	\$ 5,146,822
AH.1.2. Strategy: VOCATIONAL/TECHNICAL EDUCATION	<u>\$ 2,998,333</u>	<u>\$ 2,998,333</u>
Total, Goal AH: PARIS JUNIOR COLLEGE	<u>\$ 8,145,155</u>	<u>\$ 8,145,155</u>
AI. Goal: RANGER COLLEGE		
AI.1.1. Strategy: ACADEMIC EDUCATION	\$ 920,496	\$ 920,496
AI.1.2. Strategy: VOCATIONAL/TECHNICAL EDUCATION	\$ 666,844	\$ 666,844
AI.1.3. Strategy: SMALL INSTITUTION SUPPLEMENT	<u>\$ 502,470</u>	<u>\$ 502,470</u>
Total, Goal AI: RANGER COLLEGE	<u>\$ 2,089,810</u>	<u>\$ 2,089,810</u>
AJ. Goal: SAN JACINTO COLLEGE		
AJ.1.1. Strategy: ACADEMIC EDUCATION	\$ 22,261,764	\$ 22,261,764
AJ.1.2. Strategy: VOCATIONAL/TECHNICAL EDUCATION	<u>\$ 14,861,248</u>	<u>\$ 14,861,249</u>
Total, Goal AJ: SAN JACINTO COLLEGE	<u>\$ 37,123,012</u>	<u>\$ 37,123,013</u>
AK. Goal: SOUTH PLAINS COLLEGE		
AK.1.1. Strategy: ACADEMIC EDUCATION	\$ 9,419,489	\$ 9,419,489

² Incorporates Article III, Special Provisions Relating Only to State Agencies of Higher Education, § 54, Special Item Appropriations of this Act, which added \$200,000 in General Revenue Funds in FY 2008 and unexpended balance authority for FY 2009 for Bachelor of Applied Technology.

PUBLIC COMMUNITY/JUNIOR COLLEGES

(Continued)

AK.1.2. Strategy: VOCATIONAL/TECHNICAL EDUCATION	\$ 5,093,369	\$ 5,093,370
Total, Goal AK: SOUTH PLAINS COLLEGE	<u>\$ 14,512,858</u>	<u>\$ 14,512,859</u>
AL. Goal: SOUTH TEXAS COLLEGE		
AL.1.1. Strategy: BACHELOR OF APPLIED TECHNOLOGY ³	\$ 301,768	\$ 101,768
AL.2.1. Strategy: ACADEMIC EDUCATION	\$ 17,689,752	\$ 17,689,752
AL.2.2. Strategy: VOCATIONAL/TECHNICAL EDUCATION	<u>\$ 7,581,322</u>	<u>\$ 7,581,322</u>
Total, Goal AL: SOUTH TEXAS COLLEGE	<u>\$ 25,572,842</u>	<u>\$ 25,372,842</u>
AM. Goal: SOUTHWEST TEXAS JUNIOR COLLEGE		
AM.1.1. Strategy: ACADEMIC EDUCATION	\$ 5,110,996	\$ 5,110,996
AM.1.2. Strategy: VOCATIONAL/TECHNICAL EDUCATION	\$ 2,046,902	\$ 2,046,901
AM.1.3. Strategy: FORMULA HOLD HARMLESS	<u>\$ 546,634</u>	<u>\$ 546,634</u>
Total, Goal AM: SW TEXAS JUNIOR COLLEGE	<u>\$ 7,704,532</u>	<u>\$ 7,704,531</u>
AN. Goal: TARRANT COUNTY COLLEGE		
AN.1.1. Strategy: ACADEMIC EDUCATION	\$ 35,802,183	\$ 35,802,183
AN.1.2. Strategy: VOCATIONAL/TECHNICAL EDUCATION	<u>\$ 9,640,577</u>	<u>\$ 9,640,577</u>
Total, Goal AN: TARRANT COUNTY COLLEGE	<u>\$ 45,442,760</u>	<u>\$ 45,442,760</u>
AO. Goal: TEMPLE COLLEGE		
AO.1.1. Strategy: ACADEMIC EDUCATION	\$ 4,236,348	\$ 4,236,348
AO.1.2. Strategy: VOCATIONAL/TECHNICAL EDUCATION	<u>\$ 2,814,301</u>	<u>\$ 2,814,302</u>
Total, Goal AO: TEMPLE COLLEGE	<u>\$ 7,050,649</u>	<u>\$ 7,050,650</u>
AP. Goal: TEXARKANA COLLEGE		
AP.1.1. Strategy: ACADEMIC EDUCATION	\$ 4,098,260	\$ 4,098,260
AP.1.2. Strategy: VOCATIONAL/TECHNICAL EDUCATION	<u>\$ 5,008,275</u>	<u>\$ 5,008,275</u>
Total, Goal AP: TEXARKANA COLLEGE	<u>\$ 9,106,535</u>	<u>\$ 9,106,535</u>
AQ. Goal: TEXAS SOUTHMOST COLLEGE		
AQ.1.1. Strategy: ACADEMIC EDUCATION	\$ 9,244,215	\$ 9,244,215
AQ.1.2. Strategy: VOCATIONAL/TECHNICAL EDUCATION	<u>\$ 4,738,606</u>	<u>\$ 4,738,606</u>
Total, Goal AQ: TEXAS SOUTHMOST COLLEGE	<u>\$ 13,982,821</u>	<u>\$ 13,982,821</u>
AR. Goal: TRINITY VALLEY COMMUNITY COLLEGE		
AR.1.1. Strategy: ACADEMIC EDUCATION	\$ 6,157,099	\$ 6,157,099
AR.1.2. Strategy: VOCATIONAL/TECHNICAL EDUCATION	<u>\$ 5,417,078</u>	<u>\$ 5,417,078</u>
Total, Goal AR: TRINITY VALLEY CC	<u>\$ 11,574,177</u>	<u>\$ 11,574,177</u>
AS. Goal: TYLER JUNIOR COLLEGE		
AS.1.1. Strategy: ACADEMIC EDUCATION	\$ 11,042,738	\$ 11,042,738
AS.1.2. Strategy: VOCATIONAL/TECHNICAL EDUCATION	<u>\$ 5,444,712</u>	<u>\$ 5,444,712</u>
Total, Goal AS: TYLER JUNIOR COLLEGE	<u>\$ 16,487,450</u>	<u>\$ 16,487,450</u>
AT. Goal: VERNON COLLEGE		
AT.1.1. Strategy: ACADEMIC EDUCATION	\$ 2,426,462	\$ 2,426,462
AT.1.2. Strategy: VOCATIONAL/TECHNICAL EDUCATION	\$ 2,963,273	\$ 2,963,273
AT.1.3. Strategy: FORMULA HOLD HARMLESS	<u>\$ 63,388</u>	<u>\$ 63,388</u>
Total, Goal AT: VERNON COLLEGE	<u>\$ 5,453,123</u>	<u>\$ 5,453,123</u>
AU. Goal: VICTORIA COLLEGE		
AU.2.1. Strategy: ACADEMIC EDUCATION	\$ 3,543,293	\$ 3,543,293
AU.2.2. Strategy: VOCATIONAL/TECHNICAL EDUCATION	\$ 3,120,920	\$ 3,120,920
AU.2.3. Strategy: FORMULA HOLD HARMLESS	<u>\$ 151,874</u>	<u>\$ 151,874</u>
Total, Goal AU: VICTORIA COLLEGE	<u>\$ 6,816,087</u>	<u>\$ 6,816,087</u>

³ Incorporates Article III, Special Provisions Relating Only to State Agencies of Higher Education, § 54, Special Item Appropriations of this Act, which added \$200,000 in General Revenue Funds in FY 2008 and unexpended balance authority for FY 2009 for Bachelor of Applied Technology

PUBLIC COMMUNITY/JUNIOR COLLEGES
(Continued)

AV. Goal: WEATHERFORD COLLEGE		
AV.1.1. Strategy: ACADEMIC EDUCATION	\$ 4,526,818	\$ 4,526,818
AV.1.2. Strategy: VOCATIONAL/TECHNICAL EDUCATION	\$ 3,707,313	\$ 3,707,312
Total, Goal AV: WEATHERFORD COLLEGE	\$ 8,234,131	\$ 8,234,130
AW. Goal: WESTERN TEXAS COLLEGE		
AW.1.1. Strategy: ACADEMIC EDUCATION	\$ 2,154,152	\$ 2,154,152
AW.1.2. Strategy: VOCATIONAL/TECHNICAL EDUCATION	\$ 909,857	\$ 909,856
Total, Goal AW: WESTERN TEXAS COLLEGE	\$ 3,064,009	\$ 3,064,008
AX. Goal: WHARTON COUNTY JUNIOR COLLEGE		
AX.1.1. Strategy: ACADEMIC EDUCATION	\$ 6,037,028	\$ 6,037,028
AX.1.2. Strategy: VOCATIONAL/TECHNICAL EDUCATION	\$ 2,378,976	\$ 2,378,976
Total, Goal AX: WHARTON COUNTY JR COLLEGE	\$ 8,416,004	\$ 8,416,004
Grand Total, PUBLIC COMMUNITY/JUNIOR COLLEGES	\$ 860,412,423	\$ 858,812,422
Object-of-Expense Informational Listing:		
Salaries and Wages	\$ 846,588,582	\$ 846,588,582
Other Personnel Costs	789,451	189,451
Other Operating Expense	13,034,390	12,034,389
Total, Object-of-Expense Informational Listing	\$ 860,412,423	\$ 858,812,422
Estimated Allocations for Employee Benefits and Debt Service Appropriations Made Elsewhere in this Act:		
<u>Employee Benefits</u>		
Retirement	\$ 79,497,072	\$ 82,335,671
Group Insurance	156,504,258	2,524,459
Subtotal, Employee Benefits	\$ 236,001,330	\$ 84,860,130
Total, Estimated Allocations for Employee Benefits and Debt Service Appropriations Made Elsewhere in this Act	\$ 236,001,330	\$ 84,860,130

2. **Administration of Appropriated Funds.** Funds appropriated above shall be administered by the Texas Higher Education Coordinating Board.
3. **Appropriation Eligibility.** To be eligible for and to receive an appropriation a public community/junior college must be certified as required by Education Code, Chapter 61, § 61.063, and comply with the following provisions:
 - a. The Texas Higher Education Coordinating Board shall 1) determine whether each eligible public community/junior college has complied with all the provisions of this section; 2) determine each college's list of approved courses; and 3) certify its findings and such lists to the State Auditor not later than October 1 of each fiscal year. Each public community/junior college shall make such reports to the Texas Higher Education Coordinating Board as may be required, classified in accordance with the rules and regulations issued by the Board.
 - b. On or before the dates for reporting official enrollments each semester to the Texas Higher Education Coordinating Board, each college will collect in full from each student that is to be counted for state aid purposes the amounts set as tuition by the respective governing boards. Valid contracts with the United States government for instruction of eligible military personnel, and valid contracts with private business and public service-type organizations or institutions such as hospitals, may be considered as collections thereunder, but subject to adjustments after final payment thereof. Financial aid awards processed by the financial aid office but not yet issued to the student shall be considered as collections thereunder but subject to adjustments after final payment thereof.
 - c. Each community/junior college must use a registration and financial reporting system which is sufficient to satisfy the audit requirements of the State Auditor and furnish any reports and information as the auditor may require.

PUBLIC COMMUNITY/JUNIOR COLLEGES

(Continued)

- d. Each community/junior college must file by December 1 of each fiscal year directly with the Governor, Legislative Budget Board, the Legislative Reference Library, and the Texas Higher Education Coordinating Board, a copy of an annual operating budget, and subsequent amendments thereto, approved by the community/junior college governing board. The operating budget shall be in such form and manner as may be prescribed by the board and/or agency with the advice of the State Auditor providing, however, that each report include departmental operating budgets by function and salaries and emoluments for faculty and staff listed by position.
4. **Approved Special Item Expenditures.** The funds appropriated above for special items may be expended for salaries, wages, travel, capital outlay and other necessary operating expenses. It is specifically provided that funds appropriated above may not be used for the operation of intercollegiate athletics.
5. **Audit of Compliance.** The compliance of each public community/junior college with the requirements set forth in the paragraphs above shall be ascertained by the State Auditor who shall also audit the pertinent books and records of each college as necessary.
6. **Vouchers for Disbursement of Appropriated Funds.** Vouchers for disbursement of the sums appropriated hereinabove shall be prepared by the Texas Higher Education Coordinating Board on the basis of the provisions in the paragraphs above and the warrants issued in payment thereof shall be issued in compliance with Education Code, § 130.0031.

Funds appropriated above to Howard County College for the operation of the Southwest Collegiate Institute for the Deaf shall be distributed in accordance with the installment schedule for Category 1 junior colleges.

The total amount of funds appropriated above in each year of the biennium to Midland College in Strategy AA.1.1, American Airpower Heritage Museum, should be distributed on September 1 of the year funds are appropriated.

In submitting vouchers for disbursement of the funds herein appropriated, the Texas Higher Education Coordinating Board shall certify to the State Comptroller of Public Accounts that each school listed has qualified and is entitled to receive such funds under the provisions set forth in this Act under the heading "Public Community/Junior Colleges."

7. **Unobligated Balances.** At the close of each fiscal year each community/junior college shall report to the Coordinating Board the amount of state allocations which have not been obligated within each line item and shall return that amount to the State Treasury for deposit in the General Revenue Fund.
8. **Adjustment of Contact Hours.** The hours used in the contact hour base period are subject to audit for accuracy by the State Auditor according to an audit plan developed in consultation with the Texas Higher Education Coordinating Board, the Legislative Budget Board and community, technical, and state colleges, and the dollar amounts adjusted accordingly by the Texas Higher Education Coordinating Board at the direction of the Legislative Budget Board. The amounts appropriated separately to each of the two-year institutions' contact hour formulas shall be redistributed using the formula amounts appropriated to community colleges, Texas State Technical Colleges and two-year Lamar institutions based on certified contact hours as calculated separately for community colleges, Texas State Technical Colleges and the two-year Lamar institutions. The calculation of revised appropriation amounts shall allow each institution an error rate of up to 2 percent of the total contact hour formula appropriations to that institution for the biennium. Adjustments shall be made to appropriated amounts in accordance with adjustments of estimated contact hours to actual contact hours, even if the total error rate is less than 2 percent of the total contact hour formula amount appropriated to that institution for the biennium. No college shall have its dollar allocation adjusted to a level below 100 percent of its 2006-07 formula base. Institutions where sampling errors are identified may request a comprehensive institutional audit at institutional expense.
9. **Separation of Funds.** The funds appropriated by the State shall be maintained separately by community/junior colleges from other sources of income.

PUBLIC COMMUNITY/JUNIOR COLLEGES

(Continued)

10. **Supplanting of Federal Funds Prohibited.** State funds shall not be used to supplant federal funds for the Workforce Investment Act programs conducted by community/junior colleges.
11. **Residency of Texas Department of Criminal Justice Inmates.** All inmates of the Texas Department of Criminal Justice are, for educational funding purposes in this Act only, residents of the State of Texas.
12. **Regional Import/Export Training Center.** Appropriations of \$43,750 each year made above are contingent upon certification by the Comptroller of Public Accounts that increased economic activity associated with the Regional Import/Export Training Center and the Laredo Community College will generate at least \$87,500 for the biennium in additional revenue to the General Revenue Fund. It is the intent of the Legislature that state funds provided to the Regional Import/Export Training Center be used by the center to attract federal funds on a dollar-for-dollar basis.⁴
13. **Informational Listing of Other Appropriations.** In addition to the funds appropriated above, general revenue is appropriated elsewhere in this Act for the use of the Public Community/Junior Colleges as follows:
 - a. Out of the general revenue funds appropriated to the Higher Education Employees Group Insurance Contributions, \$159,028,717⁵ is intended for the use of public community colleges, subject to the provisions associated with that appropriation.
 - b. Out of the general revenue funds appropriated to the Teacher's Retirement System, an estimated \$113,029,451 is appropriated for the state matching contribution for public community college employees.
 - c. Out of the general revenue funds appropriated to the Optional Retirement Program, an estimated \$75,352,967 is appropriated for the state matching contribution for public community college employees.
14. **Reporting Requirement.** Public Community/Junior Colleges shall file with the Comptroller of Public Accounts and the State Auditor, a Benefits Proportional By Fund Report by January 1st for the preceding year ending August 31. The report shall be in a format developed by the Comptroller in consultation with the Legislative Budget Board, the Texas Higher Education Coordinating Board and State Auditor's Office.
15. **Financial Information Reporting Requirement.** Each community college shall provide to the Texas Higher Education Coordinating Board financial data related to the operation of each community college using the specific content and format prescribed by the Coordinating Board. Each community college shall provide the report no later than January 1st of each year.
16. **Reporting Requirement for Ranger College.** Ranger College shall use the appropriations above to develop a plan to increase institution contact hours during the 2008-2009 biennium. Ranger College shall submit a report detailing the progress of this plan to the Coordinating Board no later than December 15, 2008.
17. **Limitations of Formula Funding Contact Hours.** To control costs and limit General Revenue formula appropriations contact hours related to a course for which a student is generating formula funding for the third time shall be excluded from being counted in the hours reported by the Higher Education Coordinating Board to the Legislative Budget Board for formula funding.
18. **Approved Elements of Expenditure.** The expenditures by a public community/junior college of any funds received by it under these provisions headed "Public Community/Junior Colleges" shall be limited to the payment of the following elements of cost: instruction, academic support, student services, institutional support, organized activities, and staff benefits associated with salaries paid from general revenue. It is specifically provided, however, that in addition to the purposes enumerated herein, the funds appropriated above for

⁴ Comptroller revenue certification letter dated September 7, 2007.

⁵ The Governor vetoed appropriations out of the General Revenue Fund in the amount of \$153,979,799 in FY 2009. See the Governor's Veto Proclamation.

PUBLIC COMMUNITY/JUNIOR COLLEGES
(Continued)

special items may be expended for salaries, wages, travel, capital outlay and other necessary operating expenses. It is specifically provided that funds appropriated above may not be used for the operation of intercollegiate athletics.

- 19. Appropriations to Galveston College.** Galveston College shall use the funds appropriated in this bill pattern to create a detailed plan, approved by the district's Governing Board, describing in detail the steps the district will take to increase its generation of contact hours. The plan shall also detail the administrative controls by which the district internally certifies the contact hours it reports to the Texas Higher Education Coordinating Board. This plan shall be submitted to the Governor, Lieutenant Governor, Speaker of the House and Legislative Budget Board by no later than December 1st of 2007.
- 20. Appropriations for the Bachelor's of Applied Technology Program.** The amounts appropriated above in Strategies G.1.1, AA.2.1, and AL.1.1 are exclusively for the purpose of providing state contributions to each affected district's Bachelor of Applied Technology program.
- 21. Funding for StarLink at Dallas Community College.** Funds identified above in Strategy N.1.2, StarLink, are to be used for the sole purpose of supporting the StarLink program and are subject to the provisions of Rider 3 and Rider 4 in this bill pattern.
- 22. Funding for the Virtual College of Texas at Austin Community College.** Funds identified above in Strategy E.1.1, Virtual College of Texas, are to be used for the sole purpose of supporting the Virtual College of Texas and are subject to the provisions of Rider 3 and Rider 4 in this bill pattern.
- 23. Dallas Community College District - Cedar Valley College.** Out of the funds appropriated above in Strategy N.2.2, Vocational/Technical Education, \$25,000 in each year of the 2008-09 biennium is to support Cedar Valley College's Green Building Program.

TEXAS STATE TECHNICAL COLLEGE SYSTEM ADMINISTRATION

	For the Years Ending	
	August 31, 2008	August 31, 2009
Method of Financing:		
General Revenue Fund	\$ 3,531,910	\$ 3,531,909
GR Dedicated - Estimated Other Educational and General Income Account No. 770	<u>337,557</u>	<u>337,557</u>
Total, Method of Financing	<u>\$ 3,869,467</u>	<u>\$ 3,869,466</u>
Items of Appropriation:		
1. Educational and General State Support	\$ 3,869,467	\$ 3,869,466
Grand Total, TEXAS STATE TECHNICAL COLLEGE SYSTEM ADMINISTRATION	<u>\$ 3,869,467</u>	<u>\$ 3,869,466</u>
This bill pattern represents an estimated 97.5% of this agency's estimated total available funds for the biennium.		
Number of Full-Time-Equivalents (FTE)- Appropriated Funds	51.7	51.7

- 1. Informational Listing of Appropriated Funds.** The appropriations made above for Educational and General State Support are subject to the special and general provisions of this Act and include the following amounts for the purposes indicated.

TEXAS STATE TECHNICAL COLLEGE SYSTEM ADMINISTRATION
(Continued)

A. Goal: INSTRUCTION/OPERATIONS

Provide Instructional and Operations Support.

A.1.1. Strategy: FORECASTING & CURRICULUM DVLPMENT	\$	250,000	\$	250,000
Forecasting and Curriculum Development.				
A.1.2. Strategy: STAFF GROUP INSURANCE PREMIUMS	\$	15,552	\$	15,552
A.1.3. Strategy: SYSTEM OFFICE OPERATIONS	\$	3,166,290	\$	3,166,289
A.1.4. Strategy: TECHNICAL TRAINING PARTNERSHIP	\$	415,625	\$	415,625
Technical Training Partnerships with Community Colleges.				
A.1.5. Strategy: WORKERS' COMPENSATION INSURANCE	\$	22,000	\$	22,000
Total, Goal A: INSTRUCTION/OPERATIONS	\$	3,869,467	\$	3,869,466
Grand Total, TEXAS STATE TECHNICAL COLLEGE SYSTEM ADMINISTRATION	\$	3,869,467	\$	3,869,466

Object-of-Expense Informational Listing:

Salaries and Wages	\$	3,043,313	\$	3,043,313
Other Personnel Costs		86,122		86,122
Faculty Salaries (Higher Education Only)		318,991		318,991
Professional Fees and Services		29,000		29,000
Consumable Supplies		21,600		21,600
Utilities		30,000		30,000
Travel		46,070		46,070
Other Operating Expense		294,371		294,370
Total, Object-of-Expense Informational Listing	\$	3,869,467	\$	3,869,466

**Estimated Allocations for Employee Benefits and Debt
Service Appropriations Made Elsewhere in this Act:**

Employee Benefits

Retirement	\$	120,906	\$	125,172
Group Insurance		2,686,042		2,686,042
Social Security		4,186,216		4,332,734
 Subtotal, Employee Benefits	\$	6,993,164	\$	7,143,948
Total, Estimated Allocations for Employee Benefits and Debt Service Appropriations Made Elsewhere in this Act	\$	6,993,164	\$	7,143,948

2. **Coordination with Community/Junior Colleges.** In accordance with Education Code Chapter 135, prior to establishing a program in an area which is within a community/junior college district, the Texas State Technical College must receive authorization to offer such educational, technical or vocational programs from the Texas Higher Education Coordinating Board.

3. **Governing Board.** Out of the funds appropriated above, an amount not to exceed \$49,000 in each year of the biennium shall be for all expenses associated with the governing board's duties including, but not limited to: travel, entertainment, lodging and expenses of state employees who provide services for the governing board.

A separate record of the board's expenditures shall be kept and retained in the same manner as the fiscal records of the institution(s) the board governs. No funds may be used for the governing board's expenses except for the specific amounts designated above. Funds appropriated for the governing board's expenses may be used for any other purpose covered by this Act.

4. **Expenditure Reporting for System Administration and Extension Centers.** Prior to each legislative session the Texas State Technical College System Administration shall file with the House Appropriations Committee, the Senate Finance Committee, the Legislative Budget Board, and the Governor a report detailing expenditures for system administration and the extension centers at Abilene, Brownwood, and Breckenridge. The report shall compare actual expenditures to funds appropriated for those purposes and shall cover the current and previous two biennia.

TEXAS STATE TECHNICAL COLLEGE - HARLINGEN

	For the Years Ending	
	August 31, 2008	August 31, 2009
Method of Financing:		
General Revenue Fund	\$ 17,974,590	\$ 17,972,376
GR Dedicated - Estimated Other Educational and General Income Account No. 770	<u>6,348,130</u>	<u>6,381,155</u>
Total, Method of Financing	<u>\$ 24,322,720</u>	<u>\$ 24,353,531</u>
Items of Appropriation:		
1. Educational and General State Support	\$ 24,322,720	\$ 24,353,531
Grand Total, TEXAS STATE TECHNICAL COLLEGE - HARLINGEN	<u>\$ 24,322,720</u>	<u>\$ 24,353,531</u>

This bill pattern represents an estimated 73.2% of this agency's estimated total available funds for the biennium.

Number of Full-Time-Equivalents (FTE)- Appropriated Funds	453.2	453.2
--	-------	-------

- 1. Informational Listing of Appropriated Funds.** The appropriations made above for Educational and General State Support are subject to the special and general provisions of this Act and include the following amounts for the purposes indicated.

A. Goal: INSTRUCTION/OPERATIONS Provide Instructional and Operations Support.		
A.1.1. Strategy: ACADEMIC EDUCATION	\$ 7,468,754	\$ 7,467,938
A.1.2. Strategy: VOCATIONAL/TECHNICAL EDUCATION	\$ 10,939,493	\$ 10,938,298
A.1.3. Strategy: STAFF GROUP INSURANCE PREMIUMS	\$ 410,954	\$ 415,064
A.1.4. Strategy: TEXAS PUBLIC EDUCATION GRANTS	\$ 1,038,303	\$ 1,069,452
A.1.5. Strategy: WORKERS' COMPENSATION INSURANCE	<u>\$ 80,586</u>	<u>\$ 80,586</u>
Total, Goal A: INSTRUCTION/OPERATIONS	<u>\$ 19,938,090</u>	<u>\$ 19,971,338</u>
B. Goal: INFRASTRUCTURE SUPPORT Provide Infrastructure Support.		
B.1.1. Strategy: E&G SPACE SUPPORT Educational and General Space Support.	\$ 2,875,592	\$ 2,875,592
B.1.2. Strategy: TUITION REVENUE BOND RETIREMENT	<u>\$ 259,834</u>	<u>\$ 257,396</u>
Total, Goal B: INFRASTRUCTURE SUPPORT	<u>\$ 3,135,426</u>	<u>\$ 3,132,988</u>
C. Goal: SPECIAL ITEM SUPPORT Provide Special Item Support.		
C.1.1. Strategy: INSTITUTIONAL ENHANCEMENT	\$ 1,249,204	\$ 1,249,205
Grand Total, TEXAS STATE TECHNICAL COLLEGE - HARLINGEN	<u>\$ 24,322,720</u>	<u>\$ 24,353,531</u>

Object-of-Expense Informational Listing:		
Salaries and Wages	\$ 6,658,984	\$ 6,815,282
Other Personnel Costs	354,721	355,268
Faculty Salaries (Higher Education Only)	10,321,708	10,351,421
Professional Salaries - Faculty Equivalent (Higher Education Only)	265,000	265,000
Professional Fees and Services	49,497	49,542
Fuels and Lubricants	24,425	24,460
Consumable Supplies	151,284	144,735
Utilities	40,139	40,164
Travel	289,366	289,823
Rent - Building	261	261
Rent - Machine and Other	129,337	129,506
Debt Service	259,834	257,396
Other Operating Expense	4,734,361	4,555,721
Client Services	1,038,303	1,069,452

TEXAS STATE TECHNICAL COLLEGE - HARLINGEN
(Continued)

Capital Expenditures	5,500	5,500
Total, Object-of-Expense Informational Listing	\$ 24,322,720	\$ 24,353,531
Estimated Allocations for Employee Benefits and Debt Service Appropriations Made Elsewhere in this Act:		
<u>Employee Benefits</u>		
Retirement	\$ 1,082,036	\$ 1,120,210
Group Insurance	1,785,834	1,785,834
Subtotal, Employee Benefits	\$ 2,867,870	\$ 2,906,044
Total, Estimated Allocations for Employee Benefits and Debt Service Appropriations Made Elsewhere in this Act	\$ 2,867,870	\$ 2,906,044

- 2. Performance Measure Targets.** The following is a listing of the key performance target levels for the Texas State Technical College - Harlingen. It is the intent of the Legislature that appropriations made by this Act be utilized in the most efficient and effective manner possible to achieve the intended mission of the Texas State Technical College - Harlingen. In order to achieve the objectives and service standards established by this Act, the Texas State Technical College - Harlingen shall make every effort to attain the following designated key performance target levels associated with each item of appropriation.

	2008	2009
A. Goal: INSTRUCTION/OPERATIONS		
Outcome (Results/Impact):		
Percent of First-time, Full-time, Degree or Certificate-seeking Students Graduated within Three Years with Either an Associate of Applied Science Degree or a Certificate	30%	30%
Annual Headcount Enrollment	9,679	9,679
Number of Associate Degrees and Certificates Awarded Annually	550	550
Number of Minority Students Graduated Annually	493	493
A.1.1. Strategy: ACADEMIC EDUCATION		
Efficiencies:		
Administrative Cost as a Percent of Total Expenditures	8.1%	8.1%

TEXAS STATE TECHNICAL COLLEGE - WEST TEXAS

	For the Years Ending August 31, 2008	August 31, 2009
Method of Financing:		
General Revenue Fund	\$ 12,046,863	\$ 12,040,590
GR Dedicated - Estimated Other Educational and General Income Account No. 770	<u>2,876,548</u>	<u>2,932,166</u>
Total, Method of Financing	<u><u>\$ 14,923,411</u></u>	<u><u>\$ 14,972,756</u></u>
Items of Appropriation:		
1. Educational and General State Support	\$ 14,923,411	\$ 14,972,756
Grand Total, TEXAS STATE TECHNICAL COLLEGE - WEST TEXAS	<u><u>\$ 14,923,411</u></u>	<u><u>\$ 14,972,756</u></u>

This bill pattern represents an estimated 81% of this agency's estimated total available funds for the biennium.

Number of Full-Time-Equivalents (FTE)-Appropriated Funds	256.0	256.0
---	-------	-------

TEXAS STATE TECHNICAL COLLEGE - WEST TEXAS
(Continued)

- 1. Informational Listing of Appropriated Funds.** The appropriations made above for Educational and General State Support are subject to the special and general provisions of this Act and include the following amounts for the purposes indicated.

A. Goal: INSTRUCTION/OPERATIONS

Provide Instructional and Operations Support.

A.1.1. Strategy: ACADEMIC EDUCATION	\$ 541,034	\$ 544,312
A.1.2. Strategy: VOCATIONAL/TECHNICAL EDUCATION	\$ 6,334,008	\$ 6,372,394
A.1.3. Strategy: STAFF GROUP INSURANCE PREMIUMS	\$ 177,353	\$ 179,127
A.1.4. Strategy: TEXAS PUBLIC EDUCATION GRANTS	\$ 377,545	\$ 385,096
A.1.5. Strategy: ABILENE ACADEMIC/VOCATIONAL ED Abilene Academic/Vocational Education.	\$ 1,622,726	\$ 1,622,726
A.1.6. Strategy: BROWNWOOD ACADEMIC/VOCATIONAL ED Brownwood Academic/Vocational Education.	\$ 1,378,536	\$ 1,378,536
A.1.7. Strategy: RURAL TECH ACADEMIC/VOCATIONAL ED Rural Tech Center Academic/Vocational Education.	\$ 937,606	\$ 937,606
A.1.8. Strategy: WORKERS' COMPENSATION INSURANCE	\$ 86,992	\$ 86,992
Total, Goal A: INSTRUCTION/OPERATIONS	<u>\$ 11,455,800</u>	<u>\$ 11,506,789</u>

B. Goal: INFRASTRUCTURE SUPPORT

Provide Infrastructure Support.

B.1.1. Strategy: E&G SPACE SUPPORT Educational and General Space Support.	\$ 1,782,401	\$ 1,782,401
B.1.2. Strategy: TUITION REVENUE BOND RETIREMENT	<u>\$ 175,388</u>	<u>\$ 173,743</u>
Total, Goal B: INFRASTRUCTURE SUPPORT	<u>\$ 1,957,789</u>	<u>\$ 1,956,144</u>

C. Goal: SPECIAL ITEM SUPPORT

Provide Special Item Support.

C.1.1. Strategy: INSTITUTIONAL ENHANCEMENT	\$ 1,509,822	\$ 1,509,823
---	--------------	--------------

Grand Total, TEXAS STATE TECHNICAL COLLEGE - WEST TEXAS	<u>\$ 14,923,411</u>	<u>\$ 14,972,756</u>
--	----------------------	----------------------

Object-of-Expense Informational Listing:

Salaries and Wages	\$ 7,632,242	\$ 7,580,021
Other Personnel Costs	696,082	705,811
Faculty Salaries (Higher Education Only)	3,931,716	3,994,253
Professional Fees and Services	2,500	2,500
Fuels and Lubricants	4,686	4,751
Consumable Supplies	63,849	64,697
Utilities	82,008	82,162
Travel	172,857	175,111
Rent - Machine and Other	36,643	36,643
Debt Service	275,388	273,743
Other Operating Expense	1,647,895	1,667,968
Client Services	377,545	385,096

Total, Object-of-Expense Informational Listing	<u>\$ 14,923,411</u>	<u>\$ 14,972,756</u>
---	----------------------	----------------------

**Estimated Allocations for Employee Benefits and Debt
Service Appropriations Made Elsewhere in this Act:**

Employee Benefits

Retirement	\$ 632,080	\$ 654,380
Group Insurance	<u>1,104,330</u>	<u>1,104,330</u>
Subtotal, Employee Benefits	<u>\$ 1,736,410</u>	<u>\$ 1,758,710</u>

Total, Estimated Allocations for Employee Benefits and Debt Service Appropriations Made Elsewhere in this Act	<u>\$ 1,736,410</u>	<u>\$ 1,758,710</u>
--	---------------------	---------------------

- 2. Performance Measure Targets.** The following is a listing of the key performance target levels for the Texas State Technical College - West Texas. It is the intent of the Legislature that appropriations made by this Act be utilized in the most efficient and effective manner possible to achieve the intended mission of the Texas State Technical College - West Texas. In order to

TEXAS STATE TECHNICAL COLLEGE - WEST TEXAS
(Continued)

achieve the objectives and service standards established by this Act, the Texas State Technical College - West Texas shall make every effort to attain the following designated key performance target levels associated with each item of appropriation.

	<u>2008</u>	<u>2009</u>
A. Goal: INSTRUCTION/OPERATIONS		
Outcome (Results/Impact):		
Percent of First-time, Full-time, Degree or Certificate-seeking Students Graduated within Three Years with Either an Associate of Applied Science Degree or a Certificate	40%	40%
Annual Headcount Enrollment	8,088	8,088
Number of Associate Degrees and Certificates Awarded Annually	520	520
Number of Minority Students Graduated Annually	180	180
A.1.1. Strategy: ACADEMIC EDUCATION		
Efficiencies:		
Administrative Cost as a Percent of Total Expenditures	8.5%	8.5%

TEXAS STATE TECHNICAL COLLEGE - MARSHALL

	For the Years Ending	
	August 31, <u>2008</u>	August 31, <u>2009</u>
Method of Financing:		
General Revenue Fund	\$ 4,047,840	\$ 4,046,203
GR Dedicated - Estimated Other Educational and General Income Account No. 770	<u>872,639</u>	<u>877,381</u>
Total, Method of Financing	<u>\$ 4,920,479</u>	<u>\$ 4,923,584</u>
Items of Appropriation:		
1. Educational and General State Support	\$ 4,920,479	\$ 4,923,584
Grand Total, TEXAS STATE TECHNICAL COLLEGE - MARSHALL	<u>\$ 4,920,479</u>	<u>\$ 4,923,584</u>

This bill pattern represents an estimated 82.3% of this agency's estimated total available funds for the biennium.

Number of Full-Time-Equivalents (FTE)-Appropriated Funds	92.3	92.3
---	------	------

1. **Informational Listing of Appropriated Funds.** The appropriations made above for Educational and General State Support are subject to the special and general provisions of this Act and include the following amounts for the purposes indicated.

A. Goal: INSTRUCTION/OPERATIONS		
Provide Instructional and Operations Support.		
A.1.1. Strategy: ACADEMIC EDUCATION	\$ 591,434	\$ 592,137
A.1.2. Strategy: VOCATIONAL/TECHNICAL EDUCATION	\$ 2,108,036	\$ 2,110,545
A.1.3. Strategy: STAFF GROUP INSURANCE PREMIUMS	\$ 47,666	\$ 48,143
A.1.4. Strategy: TEXAS PUBLIC EDUCATION GRANTS	\$ 140,555	\$ 141,251
A.1.5. Strategy: WORKERS' COMPENSATION INSURANCE	<u>\$ 8,000</u>	<u>\$ 8,000</u>
Total, Goal A: INSTRUCTION/OPERATIONS	<u>\$ 2,895,691</u>	<u>\$ 2,900,076</u>
B. Goal: INFRASTRUCTURE SUPPORT		
Provide Infrastructure Support.		
B.1.1. Strategy: E&G SPACE SUPPORT	\$ 793,916	\$ 793,916
Educational and General Space Support.		
B.1.2. Strategy: TUITION REVENUE BOND RETIREMENT	<u>\$ 136,413</u>	<u>\$ 135,133</u>
Total, Goal B: INFRASTRUCTURE SUPPORT	<u>\$ 930,329</u>	<u>\$ 929,049</u>

TEXAS STATE TECHNICAL COLLEGE - MARSHALL
(Continued)

C. Goal: SPECIAL ITEM SUPPORT		
Provide Special Item Support.		
C.1.1. Strategy: INSTITUTIONAL ENHANCEMENT	\$ 1,094,459	\$ 1,094,459
Grand Total, TEXAS STATE TECHNICAL COLLEGE - MARSHALL	<u>\$ 4,920,479</u>	<u>\$ 4,923,584</u>
Object-of-Expense Informational Listing:		
Salaries and Wages	\$ 2,654,674	\$ 2,655,388
Other Personnel Costs	210,559	210,574
Faculty Salaries (Higher Education Only)	989,096	991,584
Professional Fees and Services	303,078	303,078
Debt Service	136,413	135,133
Other Operating Expense	486,104	486,576
Client Services	140,555	141,251
Total, Object-of-Expense Informational Listing	<u>\$ 4,920,479</u>	<u>\$ 4,923,584</u>
Estimated Allocations for Employee Benefits and Debt Service Appropriations Made Elsewhere in this Act:		
<u>Employee Benefits</u>		
Retirement	\$ 240,282	\$ 248,759
Group Insurance	<u>375,982</u>	<u>375,982</u>
Subtotal, Employee Benefits	<u>\$ 616,264</u>	<u>\$ 624,741</u>
Total, Estimated Allocations for Employee Benefits and Debt Service Appropriations Made Elsewhere in this Act	<u>\$ 616,264</u>	<u>\$ 624,741</u>

2. **Performance Measure Targets.** The following is a listing of the key performance target levels for the Texas State Technical College - Marshall. It is the intent of the Legislature that appropriations made by this Act be utilized in the most efficient and effective manner possible to achieve the intended mission of the Texas State Technical College - Marshall. In order to achieve the objectives and service standards established by this Act, the Texas State Technical College - Marshall shall make every effort to attain the following designated key performance target levels associated with each item of appropriation.

	<u>2008</u>	<u>2009</u>
A. Goal: INSTRUCTION/OPERATIONS		
Outcome (Results/Impact):		
Percent of First-time, Full-time, Degree or Certificate-seeking Students Graduated within Three Years with Either an Associate of Applied Science Degree or a Certificate	35%	35%
Annual Headcount Enrollment	1,945	1,945
Number of Associate Degrees and Certificates Awarded Annually	145	145
Number of Minority Students Graduated Annually	42	42
A.1.1. Strategy: ACADEMIC EDUCATION		
Efficiencies:		
Administrative Cost as a Percent of Total Expenditures	12.6%	12.6%

TEXAS STATE TECHNICAL COLLEGE - WACO

	For the Years Ending	
	August 31, 2008	August 31, 2009
Method of Financing:		
General Revenue Fund	\$ 25,503,459	\$ 25,327,546
GR Dedicated - Estimated Other Educational and General Income Account No. 770	<u>7,385,171</u>	<u>7,421,062</u>
Total, Method of Financing	<u>\$ 32,888,630</u>	<u>\$ 32,748,608</u>

TEXAS STATE TECHNICAL COLLEGE - WACO
(Continued)

Items of Appropriation:

1. Educational and General State Support	\$	32,888,630	\$	32,748,608
Grand Total, TEXAS STATE TECHNICAL COLLEGE - WACO	\$	<u>32,888,630</u>	\$	<u>32,748,608</u>

This bill pattern represents an estimated 78.4% of this agency's estimated total available funds for the biennium.

Number of Full-Time-Equivalents (FTE)-Appropriated Funds	560.6	560.6
---	--------------	--------------

1. **Informational Listing of Appropriated Funds.** The appropriations made above for Educational and General State Support are subject to the special and general provisions of this Act and include the following amounts for the purposes indicated.

A. Goal: INSTRUCTION/OPERATIONS				
Provide Instructional and Operations Support.				
A.1.1. Strategy:	ACADEMIC EDUCATION	\$	4,292,241	\$ 4,296,121
A.1.2. Strategy:	VOCATIONAL/TECHNICAL EDUCATION	\$	21,148,266	\$ 21,167,381
A.1.3. Strategy:	STAFF GROUP INSURANCE PREMIUMS	\$	495,875	\$ 500,834
A.1.4. Strategy:	TEXAS PUBLIC EDUCATION GRANTS	\$	1,191,681	\$ 1,197,064
A.1.5. Strategy:	WORKERS' COMPENSATION INSURANCE	\$	<u>125,425</u>	\$ <u>125,425</u>
Total, Goal A: INSTRUCTION/OPERATIONS		\$	<u>27,253,488</u>	\$ <u>27,286,825</u>
B. Goal: PROVIDE INFRASTRUCTURE SUPPORT				
B.1.1. Strategy:	E&G SPACE SUPPORT	\$	3,449,046	\$ 3,449,045
Educational and General Space Support.				
B.1.2. Strategy:	TUITION REVENUE BOND RETIREMENT	\$	438,534	\$ 529,846
B.1.3. Strategy:	FORMULA HOLD HARMLESS	\$	<u>238,687</u>	\$ <u>238,687</u>
Total, Goal B: PROVIDE INFRASTRUCTURE SUPPORT		\$	<u>4,126,267</u>	\$ <u>4,217,578</u>
C. Goal: PROVIDE SPECIAL ITEM SUPPORT				
C.1.1. Strategy:	INSTITUTIONAL ENHANCEMENT	\$	1,508,875	\$ 1,244,205
Grand Total, TEXAS STATE TECHNICAL COLLEGE - WACO		\$	<u>32,888,630</u>	\$ <u>32,748,608</u>

Object-of-Expense Informational Listing:			
Salaries and Wages	\$	15,334,952	\$ 15,108,330
Other Personnel Costs		1,728,218	1,723,327
Faculty Salaries (Higher Education Only)		8,320,781	8,321,484
Professional Salaries - Faculty Equivalent (Higher Education Only)		1,269,885	1,269,885
Professional Fees and Services		5,000	5,000
Fuels and Lubricants		13,734	13,701
Consumable Supplies		157,376	156,949
Utilities		32,380	32,302
Travel		402,064	400,930
Rent - Machine and Other		12,500	12,500
Debt Service		438,534	529,846
Other Operating Expense		3,884,525	3,881,790
Client Services		1,223,681	1,229,064
Capital Expenditures		<u>65,000</u>	<u>63,500</u>
Total, Object-of-Expense Informational Listing	\$	<u>32,888,630</u>	\$ <u>32,748,608</u>

Estimated Allocations for Employee Benefits and Debt Service Appropriations Made Elsewhere in this Act:

<u>Employee Benefits</u>				
Retirement	\$	1,459,039	\$	1,510,514
Group Insurance		<u>2,437,158</u>		<u>2,437,158</u>
Subtotal, Employee Benefits	\$	<u>3,896,197</u>	\$	<u>3,947,672</u>
Total, Estimated Allocations for Employee Benefits and Debt Service Appropriations Made Elsewhere in this Act	\$	<u>3,896,197</u>	\$	<u>3,947,672</u>

TEXAS STATE TECHNICAL COLLEGE - WACO
(Continued)

- 2. Performance Measure Targets.** The following is a listing of the key performance target levels for the Texas State Technical College - Waco. It is the intent of the Legislature that appropriations made by this Act be utilized in the most efficient and effective manner possible to achieve the intended mission of the Texas State Technical College - Waco. In order to achieve the objectives and service standards established by this Act, the Texas State Technical College - Waco shall make every effort to attain the following designated key performance target levels associated with each item of appropriation.

	<u>2008</u>	<u>2009</u>
A. Goal: INSTRUCTION/OPERATIONS		
Outcome (Results/Impact):		
Percent of First-time, Full-time, Degree or Certificate-seeking Students Graduated within Three Years with Either an Associate of Applied Science Degree or a Certificate	35%	35%
Annual Headcount Enrollment	7,102	7,102
Number of Associate Degrees and Certificates Awarded Annually	1,077	1,077
Number of Minority Students Graduated Annually	233	233
A.1.1. Strategy: ACADEMIC EDUCATION		
Efficiencies:		
Administrative Cost as a Percent of Total Expenditures	7.3%	7.3%

**SPECIAL PROVISIONS RELATING ONLY TO COMPONENTS OF TEXAS STATE
TECHNICAL COLLEGE**

1. **Expenditure of Educational and General Funds.** Recognizing that Texas State Technical College may have the opportunity and should be encouraged to attract private contributions, grants, or contracts, and to enter into agreements with private businesses and other agencies of government for purposes not specifically contained in the strategy items above that might require matching funds from TSTC, the Board of Regents of Texas State Technical College is hereby authorized to expend its remaining educational and general funds to meet contribution, contract, or grant-matching requirements only for the following purposes:
 - a. planning and implementing a large-scale job-training program in conjunction with private business and other state agencies;
 - b. acquiring facilities and equipment to carry out a large-scale industrial training program in conjunction with a major employer; and
 - c. additional space and mechanical systems or renovation of existing buildings in accordance with the Campus Master Plans and subject to approval by the Texas Higher Education Coordinating Board.
2. **Financial Records.** The financial records and reports of the Texas State Technical College shall classify accounts in accordance with the recommendation of the National Committee on the Preparation of a Manual on College and University Business Administration, as set forth in Volume I of "College and University Business Administration," published by the American Council on Education with a copyright date of 1952, and subsequent published revisions with such modifications as may be developed and provided by the Comptroller of Public Accounts, or as may be required to conform with specific provisions of the Appropriation Acts of the Legislature. The accounts of the Texas State Technical College shall be maintained and audited in accordance with the approved reporting system. The Texas State Technical College shall deliver to the Texas Higher Education Coordinating Board, any such program reports as it may deem necessary in accordance with its rules and regulations.
3. **Enrollment Records and Reports.** To be eligible to receive the appropriations herein above, the Texas State Technical College shall maintain separately for each campus and each extension center such enrollment records and report such enrollment data as required by the Texas Higher Education Coordinating Board. These enrollment reports shall be submitted in the form and on the date required.

SPECIAL PROVISIONS RELATING ONLY TO COMPONENTS OF TEXAS STATE TECHNICAL COLLEGE

(Continued)

The above reports shall be certified to the Comptroller of Public Accounts no later than the date required by the Coordinating Board, and each term copies of the above certified enrollment reports shall be sent to the Coordinating Board, Legislative Budget Board, Governor, State Auditor and Legislative Reference Library.

The State Auditor shall verify the certified enrollment data submitted to the agencies listed above as part of the audit of the Texas State Technical College.

The Texas State Technical College shall offer only such courses as are economically justified in the considered judgment of the Board of Regents. The Board of Regents shall adopt policies specifying the conditions under which classes of less than 10 students by headcount are to be considered necessary and justifiable. The Board of Regents shall direct the chancellor or other officials to review enrollment data prior to the designated Coordinating Board census date and take all necessary actions to ensure that the small classes offered on each campus are only those that conform with established policies on small classes. Each school term, each campus shall prepare for submission to the Board of Regents a small class report showing the department, course number, title of course and the name of the instructor. The Board of Regents shall review enrollment reports certified to the Comptroller of Public Accounts, the campus small class reports and other enrollment records as necessary to ensure that the classes offered are economically justified and are in compliance with Board of Regents' policy.

4. **Certification of Compliance.** Expenditure of the funds appropriated hereinabove is contingent upon annual certification by the chancellor of the Texas State Technical College to the Comptroller of Public Accounts that the Texas State Technical College is in compliance with these provisions regarding budgets, accounting procedures and enrollment.
5. **Approved Geographic Locations.** None of the funds appropriated above to the Texas State Technical College shall be expended in promoting, developing or creating a campus or extension center at any other location in the state except as specified in Education Code § 135.02.
6. **Temporary Special Courses.** Out of funds appropriated by contact hour generation hereinabove to the Texas State Technical College in pre-apprenticeship, related training for apprentices and specialized training for journeymen and compensatory training for pre-apprenticeship and apprenticeship enrollees, and plant expansion and new plant start-up training program no more than \$50,000 per year may be spent wherever the need exists within the state in conjunction with curriculum approval by the Texas Higher Education Coordinating Board. Such expenditure of funds for these special courses are temporary in nature and outside the provision of Education Code § 135.04.
7. **Aircraft Pilot Training Programs.** Funds may be used for the operation, maintenance or lease of aircraft for use in the Aircraft Pilot Training programs subject to the requirement that excess costs of flight instruction be recovered by an assessment of charge to student pilots. This income shall be separately accounted for and credited as a reduction in expenditure in the Aircraft Pilot Training Program.
8. **Approval of Plans by Foundations.** Any use of the Texas State Technical College's assets or facilities including, but not limited to, buildings, equipment or employees by existing foundations or for the promotion of foundations shall require prior approval of the Board of Regents. Approval is contingent upon receipt by the Board of Regents of a satisfactory annual plan of operation. At a minimum, this plan must specify the proposed use of any Texas State Technical College facilities, equipment, and personnel; payments made directly to Texas State Technical College personnel for services provided or expenses incurred; and donations of funds to the Texas State Technical College for designated purposes. All funds donated by foundations to the Texas State Technical College shall be received and accounted for in the same manner as all other Texas State Technical College funds. After Board of Regents approval, the plan shall be filed with the Legislative Budget Board.
9. **Audit of Base Contact Hours.** The hours used in the contact hour base period to fund Texas State Technical College are subject to audit for accuracy by the State Auditor according to an audit plan developed in consultation with the Texas Higher Education Coordinating Board, the Legislative Budget Board, and community, technical, and state colleges and the appropriation amounts adjusted accordingly by the Comptroller of Public Accounts. The total amount

**SPECIAL PROVISIONS RELATING ONLY TO COMPONENTS OF TEXAS STATE
TECHNICAL COLLEGE**
(Continued)

appropriated to the two-year institutions' contact hour formula shall be redistributed to all institutions funded by the formula based on certified contact hours. The calculation of revised appropriation amounts shall allow each institution an error rate of up to 2 percent of the total contact hour formula appropriations to that institution for the biennium. Adjustments shall be made to appropriated amounts in accordance with adjustments of estimated contact hours to actual certified contact hours, even if the total error rate is less than 2 percent of the total contact hour formula amount appropriated to that institution for the biennium.

- 10. Campus President Salaries.** Out of the funds appropriated to each campus of Texas State Technical College, an amount not to exceed \$63,654 in 2008 and \$63,654 in 2009 may be expended for the salary of a president. All presidents may receive in addition to the above amounts a house, utilities, and/or supplement from private sources. If an institutionally owned house is not available an amount not to exceed \$7,200 per year from the appropriations above, and additional funds from gifts and grants where required, may be provided in lieu of house and utilities.
- 11. Chancellor Salary.** Out of the funds appropriated, transferred, or contracted to the system office, an amount not to exceed \$70,231 in 2008 and \$70,231 in 2009 may be expended for the salary of a chancellor. The chancellor may receive in addition to the above amount a house, utilities, and/or supplement from private sources. If a system owned house is not available an amount not to exceed \$7,200 per year from the system office appropriation and additional funds from gifts and grants where required, may be provided in lieu of house and utilities.
- 12. Flight Log Reporting Requirements.** Texas State Technical College shall provide the following travel log information about a state-operated aircraft each time the aircraft is flown:
- a. a mission statement, which may appear as a selection to be identified from general categories appearing on the form;
 - b. the name, state agency represented, destination, and signature of each person who is a passenger or crew member of the aircraft;
 - c. the date of each flight;
 - d. a detailed and specific description of the official business purpose of each flight; and
 - e. other information determined by the Legislative Budget Board to be necessary to monitor the proper use of the aircraft.

TEXAS AGRICULTURAL EXPERIMENT STATION¹

	For the Years Ending	
	August 31, 2008	August 31, 2009
Method of Financing:		
General Revenue Fund	\$ 58,603,149	\$ 53,753,149
GR Dedicated - Clean Air Account No. 151	500,000	500,000
Federal Funds	6,364,973	6,364,973
<u>Other Funds</u>		
Sales Funds - Agricultural Experiment Station, estimated	873,414	873,414
Fertilizer Control Fund, Locally Held, estimated	1,335,000	1,335,000
Indirect Cost Recovery, Locally Held, estimated	288,750	288,750

¹ Effective January 1, 2008, the Texas Agricultural Experiment Station will change its name to Texas AgriLife Research.

TEXAS AGRICULTURAL EXPERIMENT STATION
(Continued)

Feed Control Fund - Local No. 058	3,190,000	3,190,000
Subtotal, Other Funds	\$ 5,687,164	\$ 5,687,164
Total, Method of Financing	<u>\$ 71,155,286</u>	<u>\$ 66,305,286</u>
Items of Appropriation:		
1. Educational and General State Support	\$ 71,155,286	\$ 66,305,286
Grand Total, TEXAS AGRICULTURAL EXPERIMENT STATION	<u>\$ 71,155,286</u>	<u>\$ 66,305,286</u>

This bill pattern represents an estimated 51.9% of this agency's estimated total available funds for the biennium.

Number of Full-Time-Equivalents (FTE)- Appropriated Funds	1,090.4	1,090.4
--	---------	---------

- 1. Informational Listing of Appropriated Funds.** The appropriations made above for Educational and General State Support are subject to the special and general provisions of this Act and include the following amounts for the purposes indicated.

A. Goal: AGRICULTURAL/LIFE SCIENCES RESEARCH
Agricultural and Life Sciences Research.

A.1.1. Strategy: AGRICULTURAL/LIFE SCIENCES RESEARCH Conduct Agricultural and Life Sciences Research.	\$ 52,007,607	\$ 48,007,607
A.1.2. Strategy: FEEDYARD BEEF CATTLE PRODUCTION ²	\$ 850,000	\$ UB
Total, Goal A: AGRICULTURAL/LIFE SCIENCES RESEARCH	<u>\$ 52,857,607</u>	<u>\$ 48,007,607</u>

B. Goal: REGULATORY SERVICES
Provide Regulatory Services.

B.1.1. Strategy: HONEY BEE REGULATION Control Diseases/Pest of EHB & Reduce Impact of AHB thru Regulation.	\$ 276,532	\$ 276,532
B.2.1. Strategy: FEED AND FERTILIZER PROGRAM Monitor and Evaluate Products Distributed in the State.	\$ 3,817,737	\$ 3,817,737
Total, Goal B: REGULATORY SERVICES	<u>\$ 4,094,269</u>	<u>\$ 4,094,269</u>

C. Goal: STAFF BENEFITS

Maintain Staff Benefits Program for Eligible Employees and Retirees.

C.1.1. Strategy: STAFF GROUP INSURANCE Provide Funding for Staff Group Insurance Premiums.	\$ 588,390	\$ 588,390
C.1.2. Strategy: WORKERS' COMP INSURANCE Provide Funding for Workers' Compensation Insurance.	\$ 206,821	\$ 206,821
C.1.3. Strategy: UNEMPLOYMENT INSURANCE Provide Funding for Unemployment Insurance.	\$ 23,533	\$ 23,533
C.1.4. Strategy: OASI Provide Funding for OASI.	\$ 396,101	\$ 396,101
Total, Goal C: STAFF BENEFITS	<u>\$ 1,214,845</u>	<u>\$ 1,214,845</u>

D. Goal: INDIRECT ADMINISTRATION

D.1.1. Strategy: INDIRECT ADMINISTRATION	\$ 4,006,023	\$ 4,006,023
D.1.2. Strategy: INFRASTRUCTURE SUPPORT IN BRAZOS CO Infrastructure Support - In Brazos County.	\$ 5,338,141	\$ 5,338,141

² Incorporates Article III, Special Provisions Relating Only to State Agencies of Higher Education, § 54, Special Item Appropriations, of this Act, resulting in increases in General Revenue Funds of \$4,000,000 for the Biological Energy Alliance and \$850,000 for Feedyard Beef Cattle Production in FY 2008 and unexpended balance authority in FY 2009.

TEXAS AGRICULTURAL EXPERIMENT STATION
(Continued)

D.1.3. Strategy: INFRASTRUCT SUPP OUTSIDE BRAZOS CO Infrastructure Support - Outside Brazos County.	\$ 3,644,401	\$ 3,644,401
Total, Goal D: INDIRECT ADMINISTRATION	\$ 12,988,565	\$ 12,988,565
Grand Total, TEXAS AGRICULTURAL EXPERIMENT STATION	\$ 71,155,286	\$ 66,305,286
Object-of-Expense Informational Listing:		
Salaries and Wages	\$ 29,764,890	\$ 29,314,890
Other Personnel Costs	2,467,659	2,467,659
Professional Salaries - Faculty Equivalent (Higher Education Only)	17,151,962	16,351,962
Professional Fees and Services	156,250	156,250
Fuels and Lubricants	481,400	507,600
Consumable Supplies	1,216,500	836,500
Utilities	5,261,517	5,379,217
Travel	553,217	493,217
Rent - Building	8,200	8,200
Rent - Machine and Other	184,078	184,078
Other Operating Expense	11,444,572	8,450,672
Grants	1,298,470	1,298,470
Capital Expenditures	1,166,571	856,571
Total, Object-of-Expense Informational Listing	\$ 71,155,286	\$ 66,305,286
Estimated Allocations for Employee Benefits and Debt Service Appropriations Made Elsewhere in this Act:		
<u>Employee Benefits</u>		
Retirement	\$ 3,723,509	\$ 3,859,025
Group Insurance	6,865,376	6,865,376
Social Security	2,905,204	3,006,886
Subtotal, Employee Benefits	\$ 13,494,089	\$ 13,731,287
Total, Estimated Allocations for Employee Benefits and Debt Service Appropriations Made Elsewhere in this Act	\$ 13,494,089	\$ 13,731,287

2. **Performance Measure Targets.** The following is a listing of the key performance target levels for the Texas Agricultural Experiment Station. It is the intent of the Legislature that appropriations made by this Act be utilized in the most efficient and effective manner possible to achieve the intended mission of the Texas Agricultural Experiment Station. In order to achieve the objectives and service standards established by this Act, the Texas Agricultural Experiment Station shall make every effort to attain the following designated key performance target levels associated with each item of appropriation.

	2008	2009
A. Goal: AGRICULTURAL/LIFE SCIENCES RESEARCH		
Outcome (Results/Impact):		
Percentage Change in Number of Patents, Disclosures, Licenses, and Publications - Livestock Research	2%	2%
A.1.1. Strategy: AGRICULTURAL/LIFE SCIENCES RESEARCH		
Output (Volume):		
Number of Refereed Publications	2,500	2,500
Explanatory:		
Amount of External Sponsor Support	99,389,198	99,389,198
B. Goal: REGULATORY SERVICES		
Outcome (Results/Impact):		
Percent Change in Number of European Honey Bee Certificates Issued	1%	1%
B.1.1. Strategy: HONEY BEE REGULATION		
Output (Volume):		
Number of Bee Colonies Inspected	47,000	47,000
Number of Apiaries Inspected	250	250

TEXAS AGRICULTURAL EXPERIMENT STATION
(Continued)

- B.2.1. Strategy: FEED AND FERTILIZER PROGRAM**
Output (Volume):
- | | | |
|--|-------|-------|
| Number of Feed and Fertilizer Samples Assigned to the
Feed and Fertilizer Control Service Field Personnel | 7,350 | 7,350 |
| Number of Feed and Fertilizer Samples Analyzed by the
Agricultural Analytical Services Laboratory | 7,500 | 7,500 |
3. **Buffalo Gnat.** Out of the funds appropriated above, up to \$10,000 in General Revenue Funds in each year of the biennium shall be used for buffalo gnat eradication.
4. **Limited Waiver from Proportionality Provision.** The Texas Agricultural Experiment Station is specifically exempt from implementation of proportionality for Higher Education Retirement Programs, but only in regard to the retirement match limit that is imposed under the federal Hatch Act and the McIntire-Stennis Act.
5. **Equine Research Account.** Included in the appropriations above are fees collected in each year of the biennium beginning September 1, 2007, pursuant to Revised Texas Civil Statutes Annotated, Art. 179e, § 6.08(h), for the Equine Research Account in support of the Equine Research Program.
6. **Agriculture Registration Fees.** Included in the appropriations above are fees collected in each year of the biennium beginning September 1, 2007, pursuant to § 131.046, Texas Agriculture Code, from the General Revenue Fund (Revenue Object Code 3410) to the Texas Agricultural Experiment Station for the Honey Bee Disease Program.
7. **Honey Bees Research.** Out of the funds appropriated above in Strategy A.1.1, Agricultural/Life Sciences Research, \$131,250 in fiscal year 2008 and \$131,250 in fiscal year 2009 shall be used for research on the protection and management of honey bees.
8. **Cotton Germplasm Collections.** Out of the funds appropriated above in Strategy A.1.1, Agricultural/Life Sciences Research, \$262,500 in fiscal year 2008 and \$262,500 in fiscal year 2009 in General Revenue Funds shall be used for the evaluation of cotton germplasm collections.
9. **Environmental Quality Research.** Out of the funds appropriated above in Strategy A.1.1, Agricultural/Life Sciences Research, a biennial amount of \$525,000 shall be used to fund air quality research related to livestock production conducted at the Texas Agricultural Experiment Station in Amarillo, Texas.

TEXAS COOPERATIVE EXTENSION¹

	For the Years Ending	
	August 31, 2008	August 31, 2009
Method of Financing:		
General Revenue Fund	\$ 47,389,878	\$ 47,389,878
Federal Funds	10,645,630	10,645,630
<u>Other Funds</u>		
County Funds-Ag Extension Programs Fund, Locally Held, estimated	8,149,352	8,149,352
Interagency Contracts	571,318	571,318
Subtotal, Other Funds	\$ 8,720,670	\$ 8,720,670
Total, Method of Financing	<u>\$ 66,756,178</u>	<u>\$ 66,756,178</u>
Items of Appropriation:		
1. Educational and General State Support	\$ 66,756,178	\$ 66,756,178
Grand Total, TEXAS COOPERATIVE EXTENSION	<u>\$ 66,756,178</u>	<u>\$ 66,756,178</u>

¹ Effective January 1, 2008, the Texas Cooperative Extension will change its name to Texas AgriLife Extension Service.

TEXAS COOPERATIVE EXTENSION
(Continued)

This bill pattern represents an estimated 68.8% of this agency's estimated total available funds for the biennium.

Number of Full-Time-Equivalents (FTE)-Appropriated Funds	1,137.0	1,137.0
---	---------	---------

1. Informational Listing of Appropriated Funds. The appropriations made above for Educational and General State Support are subject to the special and general provisions of this Act and include the following amounts for the purposes indicated.

A. Goal: HEALTH AND SAFETY EDUCATION

Educate Texans for Improving Their Health, Safety, and Well-Being.

A.1.1. Strategy: HEALTH AND SAFETY EDUCATION	\$ 11,771,324	\$ 11,771,324
Conduct Education Programs: Nutrition, Safety and Dependent Care.		

B. Goal: ENVIRONMENTAL EDUCATION

Educate Texans on Environmental Stewardship and Natural Resources.

B.1.1. Strategy: ENVIRONMENTAL EDUCATION	\$ 9,467,596	\$ 9,467,596
Conduct Education Programs: Land and Water Ecosystems.		

C. Goal: ECONOMIC COMPETITIVENESS

Educate Texans on Their Economic Security & Texas Economic Prosperity.

C.1.1. Strategy: ECONOMIC COMPETITIVENESS	\$ 25,142,312	\$ 25,142,312
Conduct Education Programs: Economic Competitiveness/Rural Development.		

D. Goal: LEADERSHIP DEVELOPMENT

Foster Development of Responsible, Productive & Motivated Youth/Adults.

D.1.1. Strategy: LEADERSHIP DEVELOPMENT	\$ 12,359,007	\$ 12,359,007
Teach Leadership, Life, and Career Skills to Both Youth and Adults.		

E. Goal: WILDLIFE MANAGEMENT

Protect Resources and Property from Wildlife-related Damages.

E.1.1. Strategy: WILDLIFE MANAGEMENT	\$ 3,155,537	\$ 3,155,537
Provide Direct Control and Technical Assistance.		

F. Goal: STAFF BENEFITS

Maintain Staff Benefits Program for Eligible Employees and Retirees.

F.1.1. Strategy: STAFF GROUP INSURANCE	\$ 700,000	\$ 700,000
Staff Group Insurance Premiums.		
F.1.2. Strategy: WORKERS' COMP INSURANCE	\$ 272,227	\$ 272,227
Provide Funding for Workers' Compensation Insurance.		
F.1.3. Strategy: UNEMPLOYMENT INSURANCE	\$ 23,970	\$ 23,970
Provide Funding for Unemployment Insurance.		
F.1.4. Strategy: OASI	<u>\$ 167,552</u>	<u>\$ 167,552</u>
Provide Funding for OASI.		

Total, Goal F: STAFF BENEFITS	<u>\$ 1,163,749</u>	<u>\$ 1,163,749</u>
--------------------------------------	---------------------	---------------------

G. Goal: INDIRECT ADMINISTRATION

G.1.1. Strategy: INDIRECT ADMINISTRATION	\$ 2,171,229	\$ 2,171,229
G.1.2. Strategy: INFRASTRUCTURE SUPPORT IN BRAZOS CO	\$ 690,646	\$ 690,646
Infrastructure Support - In Brazos County.		
G.1.3. Strategy: INFRASTRUCT SUPP OUTSIDE BRAZOS CO	<u>\$ 834,778</u>	<u>\$ 834,778</u>
Infrastructure Support - Outside Brazos County.		

Total, Goal G: INDIRECT ADMINISTRATION	<u>\$ 3,696,653</u>	<u>\$ 3,696,653</u>
---	---------------------	---------------------

Grand Total, TEXAS COOPERATIVE EXTENSION	<u><u>\$ 66,756,178</u></u>	<u><u>\$ 66,756,178</u></u>
---	-----------------------------	-----------------------------

TEXAS COOPERATIVE EXTENSION
(Continued)

Object-of-Expense Informational Listing:

Salaries and Wages	\$ 16,909,238	\$ 16,909,238
Other Personnel Costs	3,157,378	3,157,378
Professional Salaries - Faculty Equivalent (Higher Education Only)	11,255,441	11,255,441
Professional Salaries - Extension (Texas Cooperative Extension)	26,073,410	26,073,410
Professional Fees and Services	138,500	138,500
Fuels and Lubricants	546,555	546,555
Consumable Supplies	275,001	275,001
Utilities	979,669	979,669
Travel	870,001	870,001
Rent - Building	58,000	58,000
Rent - Machine and Other	205,000	205,000
Other Operating Expense	5,887,626	5,887,626
Capital Expenditures	<u>400,359</u>	<u>400,359</u>
Total, Object-of-Expense Informational Listing	<u><u>\$ 66,756,178</u></u>	<u><u>\$ 66,756,178</u></u>

Estimated Allocations for Employee Benefits and Debt Service Appropriations Made Elsewhere in this Act:

<u>Employee Benefits</u>		
Retirement	\$ 3,923,300	\$ 4,066,837
Group Insurance	10,428,006	10,428,006
Social Security	<u>2,358,516</u>	<u>2,441,064</u>
 Subtotal, Employee Benefits	<u><u>\$ 16,709,822</u></u>	<u><u>\$ 16,935,907</u></u>
 Total, Estimated Allocations for Employee Benefits and Debt Service Appropriations Made Elsewhere in this Act	<u><u>\$ 16,709,822</u></u>	<u><u>\$ 16,935,907</u></u>

2. **Performance Measure Targets.** The following is a listing of the key performance target levels for the Texas Cooperative Extension. It is the intent of the Legislature that appropriations made by this Act be utilized in the most efficient and effective manner possible to achieve the intended mission of the Texas Cooperative Extension. In order to achieve the objectives and service standards established by this Act, the Texas Cooperative Extension shall make every effort to attain the following designated key performance target levels associated with each item of appropriation.

	<u>2008</u>	<u>2009</u>
A. Goal: HEALTH AND SAFETY EDUCATION		
Outcome (Results/Impact):		
Educational Program Index Attainment	93.6	94.6
A.1.1. Strategy: HEALTH AND SAFETY EDUCATION		
Output (Volume):		
Direct Teaching Exposures	2,758,518	2,758,418
Efficiencies:		
Average Cost Per Educational Contact	3.75	3.75
Percentage of Direct Teaching Exposures Obtained through Distance Education	15%	15%
B. Goal: ENVIRONMENTAL EDUCATION		
Outcome (Results/Impact):		
Educational Program Index Attainment	91.8	92.8
B.1.1. Strategy: ENVIRONMENTAL EDUCATION		
Output (Volume):		
Direct Teaching Exposures	3,947,545	3,947,545
Efficiencies:		
Average Cost Per Educational Contact	2.8	2.8
Percentage of Direct Teaching Exposures Obtained through Distance Education	40%	40%
C. Goal: ECONOMIC COMPETITIVENESS		
Outcome (Results/Impact):		
Educational Program Index Attainment	89	90
C.1.1. Strategy: ECONOMIC COMPETITIVENESS		
Output (Volume):		
Direct Teaching Exposures	6,940,774	6,940,774

TEXAS COOPERATIVE EXTENSION
(Continued)

Efficiencies:		
Economic Impact Per Dollar Invested	560	560
Percentage of Direct Teaching Exposures Obtained through Distance Education	40%	40%
D. Goal: LEADERSHIP DEVELOPMENT		
Outcome (Results/Impact):		
Educational Program Index Attainment	93.4	94.4
D.1.1. Strategy: LEADERSHIP DEVELOPMENT		
Output (Volume):		
Direct Teaching Exposures	4,830,269	4,830,269
Efficiencies:		
Average Cost Per Educational Contact	2.44	2.44
Percentage of Direct Teaching Exposures Obtained through Distance Education	5%	5%
E. Goal: WILDLIFE MANAGEMENT		
Outcome (Results/Impact):		
Percent of Counties Receiving Direct Control Assistance	85%	85%
E.1.1. Strategy: WILDLIFE MANAGEMENT		
Output (Volume):		
Number of Properties Provided Wildlife Damage Management Assistance	5,122	5,122
Number of Technical Assistance Projects	10,037	10,037
3.	Integrated Pest Management. Out of the funds appropriated above, \$49,365 in each year of the biennium is for contracting with the Texas Pest Management Association for pest management. No more than 10 percent of these funds shall be used by the Texas Cooperative Extension for administering the program.	
4.	Limited Waiver from Proportionality Provision. For the purpose of determining proportional payments of retirement and group insurance benefits for the Texas Cooperative Extension, as required in this Act, County Funds paid directly by County Commissioners Courts shall be considered as General Revenue Funds. The Texas Cooperative Extension is specifically exempt from implementation of proportionality for Higher Education Retirement Programs, but only in regard to the retirement match limit that is imposed under the federal Smith-Lever Act and the Hatch Act.	
5.	Increased Interagency Collaboration. The Texas Cooperative Extension and the Texas Engineering Extension Service are directed to use the amounts appropriated above to meet annually to generate, implement and manage efforts designed to reinforce each agency's respective training mission and avoid potential duplication of training efforts. The agencies shall file a jointly produced report with the Legislative Budget Board and the Governor by October 1 of each year summarizing the actions taken to meet the above purposes.	
6.	Quail Management. Out of the funds appropriated above, \$125,000 in fiscal year 2008 and \$125,000 in fiscal year 2009 shall be used for education outreach programs, restoration of habitat and quail research for the purpose of promoting appropriate management practices.	
7.	Youth Development Programs in Urban Areas. The Texas Cooperative Extension, in addition to providing ongoing programs for rural residents, shall use the appropriations above to place greater emphasis on providing community leadership development education programming, targeting (but not limited to) youth residing in urban areas.	
8.	Beaver Control-East Texas. Out of the funds appropriated above in Strategy E.1.1, Wildlife Management, \$160,160 in fiscal year 2008 and \$160,160 in fiscal year 2009 shall be expended for the purpose of beaver control in East Texas.	
9.	Feral Hog Control. Out of the funds appropriated above in Strategy E.1.1, Wildlife Management, \$40,040 in fiscal year 2008 and \$40,040 in fiscal year 2009 shall be used for Feral Hog Control.	

TEXAS ENGINEERING EXPERIMENT STATION

	For the Years Ending	
	August 31, 2008	August 31, 2009
Method of Financing:		
General Revenue Fund	\$ 13,749,278	\$ 13,749,278
GR Dedicated - Texas Emissions Reduction Plan Account No. 5071	952,019	952,019
Federal Funds	52,843,520	52,837,520
<u>Other Funds</u>		
Interagency Contracts	3,344,753	3,344,753
Industry, Municipal, and/or Foundation Grants, estimated	19,573,539	19,573,539
Indirect Cost Recovery, Locally Held, estimated	3,968,462	3,967,862
Subtotal, Other Funds	<u>\$ 26,886,754</u>	<u>\$ 26,886,154</u>
Total, Method of Financing	<u>\$ 94,431,571</u>	<u>\$ 94,424,971</u>
Items of Appropriation:		
1. Educational and General State Support	\$ 94,431,571	\$ 94,424,971
Grand Total, TEXAS ENGINEERING EXPERIMENT STATION	<u>\$ 94,431,571</u>	<u>\$ 94,424,971</u>
This bill pattern represents an estimated 92.1% of this agency's estimated total available funds for the biennium.		
Number of Full-Time-Equivalents (FTE)- Appropriated Funds		
	797.6	797.6
1. Informational Listing of Appropriated Funds. The appropriations made above for Educational and General State Support are subject to the special and general provisions of this Act and include the following amounts for the purposes indicated.		
A. Goal: ENGINEERING RESEARCH		
Conduct engineering & related research to enhance higher ed & eco dev.		
A.1.1. Strategy: RESEARCH DIVISIONS	\$ 57,623,671	\$ 57,617,071
Develop/support research programs, centers, institutes & initiatives.		
A.1.2. Strategy: MULTI-INSTITUTIONAL OUTREACH	\$ 22,057,047	\$ 22,057,047
Work with institutions in research & development and provide outreach.		
A.2.1. Strategy: TECHNOLOGY TRANSFER	\$ 317,341	\$ 317,341
A.3.1. Strategy: EDUCATIONAL PROGRAMS	<u>\$ 1,555,055</u>	<u>\$ 1,555,055</u>
Provide programs for student participation in eng research & education.		
Total, Goal A: ENGINEERING RESEARCH	<u>\$ 81,553,114</u>	<u>\$ 81,546,514</u>
B. Goal: STAFF BENEFITS		
Maintain staff benefits program for eligible employees and retirees.		
B.1.1. Strategy: STAFF GROUP INSURANCE	\$ 2,487,708	\$ 2,487,708
Provide funding for staff group insurance premiums.		
B.1.2. Strategy: WORKERS' COMP INSURANCE	\$ 117,863	\$ 117,863
Provide funding for workers' compensation insurance.		
B.1.3. Strategy: UNEMPLOYMENT INSURANCE	\$ 31,902	\$ 31,902
Provide funding for unemployment insurance.		
B.1.4. Strategy: OASI	\$ 1,647,881	\$ 1,647,881
Provide funding for OASI.		
B.1.5. Strategy: OPTIONAL RETIREMENT PROGRAM	<u>\$ 71,182</u>	<u>\$ 71,182</u>
Optional Retirement Program Differential.		
Total, Goal B: STAFF BENEFITS	<u>\$ 4,356,536</u>	<u>\$ 4,356,536</u>
C. Goal: INDIRECT ADMINISTRATION		
C.1.1. Strategy: INDIRECT ADMINISTRATION	\$ 3,798,342	\$ 3,798,342

TEXAS ENGINEERING EXPERIMENT STATION
(Continued)

C.1.2. Strategy: INFRASTRUCTURE SUPPORT	\$ 4,723,579	\$ 4,723,579
Total, Goal C: INDIRECT ADMINISTRATION	\$ 8,521,921	\$ 8,521,921
Grand Total, TEXAS ENGINEERING EXPERIMENT STATION	\$ 94,431,571	\$ 94,424,971
Object-of-Expense Informational Listing:		
Salaries and Wages	\$ 31,937,908	\$ 31,931,307
Other Personnel Costs	3,605,307	3,605,308
Professional Salaries - Faculty Equivalent (Higher Education Only)	13,544,371	13,544,370
Professional Fees and Services	13,685,562	13,685,562
Fuels and Lubricants	10,429	10,429
Consumable Supplies	869,066	869,066
Utilities	332,039	332,039
Travel	3,051,323	3,051,323
Rent - Building	807,053	807,053
Rent - Machine and Other	240,124	240,124
Other Operating Expense	22,570,980	22,570,981
Capital Expenditures	3,777,409	3,777,409
Total, Object-of-Expense Informational Listing	\$ 94,431,571	\$ 94,424,971
Estimated Allocations for Employee Benefits and Debt Service Appropriations Made Elsewhere in this Act:		
Employee Benefits		
Retirement	\$ 1,858,831	\$ 1,931,035
Group Insurance	1,759,776	1,759,776
Social Security	825,119	853,998
Subtotal, Employee Benefits	\$ 4,443,726	\$ 4,544,809
Total, Estimated Allocations for Employee Benefits and Debt Service Appropriations Made Elsewhere in this Act	\$ 4,443,726	\$ 4,544,809

2. **Performance Measure Targets.** The following is a listing of the key performance target levels for the Texas Engineering Experiment Station. It is the intent of the Legislature that appropriations made by this Act be utilized in the most efficient and effective manner possible to achieve the intended mission of the Texas Engineering Experiment Station. In order to achieve the objectives and service standards established by this Act, the Texas Engineering Experiment Station shall make every effort to attain the following designated key performance target levels associated with each item of appropriation.

	2008	2009
A. Goal: ENGINEERING RESEARCH		
Outcome (Results/Impact):		
Leverage Ratio of General Revenue Appropriations to Total Funds (Excluding Infrastructure Funds)	13	13
Total Dollar Volume of Research (Millions)	112	112
Number of Formal License Agreements	20	20
A.1.1. Strategy: RESEARCH DIVISIONS		
Output (Volume):		
Dollar Volume of Research (Millions)	83.5	83.5
Number of Research Projects	3,499	3,499
A.1.2. Strategy: MULTI-INSTITUTIONAL OUTREACH		
Output (Volume):		
Number of Collaborative Initiatives	945	945
Dollar Volume of Activities (Millions)	23	23
A.2.1. Strategy: TECHNOLOGY TRANSFER		
Output (Volume):		
Number of Patent Applications	30	30
A.3.1. Strategy: EDUCATIONAL PROGRAMS		
Output (Volume):		
Number of Students from Underrepresented Groups Participating in Agency Activities	6,523	6,523

3. **Offshore Technology Research Center.** Out of the funds appropriated above in Strategy A.1.1, Research Divisions, \$203,861 in fiscal year 2008 and \$203,861 in fiscal year 2009 is for the purpose of supporting the Offshore Technology Research Center.

TEXAS TRANSPORTATION INSTITUTE

	For the Years Ending	
	August 31, 2008	August 31, 2009
Method of Financing:		
Federal Funds	\$ 4,000,000	\$ 4,000,000
<u>Other Funds</u>		
Appropriated Receipts	7,074,084	7,074,084
Interagency Contracts	22,141,866	22,141,866
Indirect Cost Recovery, Locally Held, estimated	1,514,055	1,514,055
State Highway Fund No. 006	6,389,880	6,389,880
Subtotal, Other Funds	\$ 37,119,885	\$ 37,119,885
Total, Method of Financing	<u>\$ 41,119,885</u>	<u>\$ 41,119,885</u>
Items of Appropriation:		
1. Educational and General State Support	\$ 41,119,885	\$ 41,119,885
Grand Total, TEXAS TRANSPORTATION INSTITUTE	<u>\$ 41,119,885</u>	<u>\$ 41,119,885</u>
This bill pattern represents an estimated 92.2% of this agency's estimated total available funds for the biennium.		
Number of Full-Time-Equivalents (FTE)-Appropriated Funds	423.7	423.7
1. Informational Listing of Appropriated Funds. The appropriations made above for Educational and General State Support are subject to the special and general provisions of this Act and include the following amounts for the purposes indicated.		
A. Goal: TRANSPORTATION RESEARCH		
Transportation Research, Dissemination & Transportation Education.		
A.1.1. Strategy: SPONSORED RESEARCH	\$ 30,939,189	\$ 30,939,189
Sponsored Transportation Research.		
A.1.2. Strategy: NATIONAL CENTERS	<u>\$ 2,767,832</u>	<u>\$ 2,767,832</u>
Research/Education within the National Centers.		
Total, Goal A: TRANSPORTATION RESEARCH	<u>\$ 33,707,021</u>	<u>\$ 33,707,021</u>
B. Goal: STAFF BENEFITS		
Maintain Staff Benefits Program for Eligible Employees and Retirees.		
B.1.1. Strategy: STAFF GROUP INSURANCE	\$ 1,534,685	\$ 1,534,685
Provide Funding for Staff Group Insurance Premiums.		
B.1.2. Strategy: WORKERS' COMP INSURANCE	\$ 57,769	\$ 57,769
Provide Funding for Workers' Compensation Insurance.		
B.1.3. Strategy: UNEMPLOYMENT INSURANCE	\$ 20,780	\$ 20,780
Provide Funding for Unemployment Insurance.		
B.1.4. Strategy: OASI	<u>\$ 1,328,043</u>	<u>\$ 1,328,043</u>
Provide Funding for OASI.		
Total, Goal B: STAFF BENEFITS	<u>\$ 2,941,277</u>	<u>\$ 2,941,277</u>
C. Goal: INDIRECT ADMINISTRATION		
C.1.1. Strategy: INDIRECT ADMINISTRATION	\$ 2,734,805	\$ 2,734,805
C.1.2. Strategy: INFRASTRUCTURE SUPPORT	<u>\$ 1,736,782</u>	<u>\$ 1,736,782</u>
Total, Goal C: INDIRECT ADMINISTRATION	<u>\$ 4,471,587</u>	<u>\$ 4,471,587</u>
Grand Total, TEXAS TRANSPORTATION INSTITUTE	<u>\$ 41,119,885</u>	<u>\$ 41,119,885</u>
Object-of-Expense Informational Listing:		
Salaries and Wages	\$ 23,422,041	\$ 23,422,041
Other Personnel Costs	2,712,053	2,712,053
Professional Fees and Services	44,048	44,048
Fuels and Lubricants	15,459	15,459
Consumable Supplies	368,823	368,823

TEXAS TRANSPORTATION INSTITUTE
(Continued)

Utilities	288,736	288,736
Travel	922,398	922,398
Rent - Building	506,747	506,747
Rent - Machine and Other	375,260	375,260
Other Operating Expense	11,597,682	11,597,682
Capital Expenditures	<u>866,638</u>	<u>866,638</u>

Total, Object-of-Expense Informational Listing	\$ 41,119,885	\$ 41,119,885
---	----------------------	----------------------

Estimated Allocations for Employee Benefits and Debt Service Appropriations Made Elsewhere in this Act:

Employee Benefits

Retirement	\$	728,324	\$	756,585
Group Insurance		569,101		569,101
Social Security		<u>196,385</u>		<u>203,258</u>

Subtotal, Employee Benefits	\$ 1,493,810	\$ 1,528,944
-----------------------------	--------------	--------------

Total, Estimated Allocations for Employee Benefits and Debt Service Appropriations Made Elsewhere in this Act

<u>\$ 1,493,810</u>	<u>\$ 1,528,944</u>
---------------------	---------------------

- 2. Performance Measure Targets.** The following is a listing of the key performance target levels for the Texas Transportation Institute. It is the intent of the Legislature that appropriations made by this Act be utilized in the most efficient and effective manner possible to achieve the intended mission of the Texas Transportation Institute. In order to achieve the objectives and service standards established by this Act, the Texas Transportation Institute shall make every effort to attain the following designated key performance target levels associated with each item of appropriation.

	2008	2009
A. Goal: TRANSPORTATION RESEARCH		
Outcome (Results/Impact):		
Total Dollar Volume of Research	37,453,382	37,453,382
Leverage Ratio of Direct State Funding to Total Funds (Excluding Infrastructure Funds)	11.32	11.32
A.1.1. Strategy: SPONSORED RESEARCH		
Output (Volume):		
Number of TTI Patented Safety Devices Installed	485,000	505,000
Number of Students Involved in TTI Education and Research Activities	180	180
Dollar Volume of Research	33,708,044	33,708,044
A.1.2. Strategy: NATIONAL CENTERS		
Output (Volume):		
Number of Students Involved in TTI Education and Research Activities	39	39
Dollar Volume of Research	3,745,338	3,745,338

3. **Transportation Safety Center.** Out of State Highway Fund No. 006, \$500,000 in fiscal year 2008 and \$500,000 in fiscal year 2009 shall be used to fund the Transportation Safety Center to conduct research, education, and technology transfer to improve the safety of Texas' roads and highways.
4. **Center for International Intelligent Transportation.** Out of State Highway Fund No. 006, \$850,000 in fiscal year 2008 and \$850,000 in fiscal year 2009 shall be used to fund the Center for International Intelligent Transportation in El Paso to conduct research, education, and technology transfer to improve the safety of Texas' roads and highways for secure international transportation and other issues specific to the El Paso region, international and border settings.

TEXAS ENGINEERING EXTENSION SERVICE

	For the Years Ending	
	August 31, 2008	August 31, 2009
Method of Financing:		
General Revenue Fund	\$ 6,867,865	\$ 6,867,865
Federal Funds	28,450,102	28,450,102
<u>Other Funds</u>		
Appropriated Receipts	27,856,101	27,856,101
Interagency Contracts	4,121,774	4,121,774
Indirect Cost Recovery, Locally Held, estimated	10,123,010	10,123,010
Subtotal, Other Funds	<u>\$ 42,100,885</u>	<u>\$ 42,100,885</u>
Total, Method of Financing	<u><u>\$ 77,418,852</u></u>	<u><u>\$ 77,418,852</u></u>
Items of Appropriation:		
1. Educational and General State Support	\$ 77,418,852	\$ 77,418,852
Grand Total, TEXAS ENGINEERING EXTENSION SERVICE	<u><u>\$ 77,418,852</u></u>	<u><u>\$ 77,418,852</u></u>
This bill pattern represents an estimated 97.5% of this agency's estimated total available funds for the biennium.		
Number of Full-Time-Equivalents (FTE)- Appropriated Funds	616.8	616.8
1. Informational Listing of Appropriated Funds. The appropriations made above for Educational and General State Support are subject to the special and general provisions of this Act and include the following amounts for the purposes indicated.		
A. Goal: PROVIDE TRAINING Provide Training, Tech Transfer, and Technical Assistance.		
A.1.1. Strategy: PUBLIC SECTOR TRAINING Provide Public Sector Training.	\$ 35,671,034	\$ 35,309,998
A.1.2. Strategy: PRIVATE SECTOR TRAINING Provide Private Sector Training.	<u>\$ 12,531,624</u>	<u>\$ 12,531,624</u>
Total, Goal A: PROVIDE TRAINING	<u>\$ 48,202,658</u>	<u>\$ 47,841,622</u>
B. Goal: TECHNOLOGY TRANSFER ASSISTANCE Provide Special Instructions, Tech Transfer & Technical Assistance.		
B.1.1. Strategy: PROVIDE TECHNICAL ASSISTANCE Operate a Technology Transfer Program.	\$ 9,835,281	\$ 10,096,188
C. Goal: PROVIDE EMERGENCY RESPONSE C.1.1. Strategy: PROVIDE TX TASK FORCE 1 CAPABILITY Provide Texas Task Force One Capabilities.		
	\$ 2,128,617	\$ 2,228,746
D. Goal: STAFF BENEFITS Maintain Staff Benefits Program for Eligible Employees and Retirees.		
D.1.1. Strategy: STAFF GROUP INSURANCE Provide Funding for Staff Group Insurance Premiums.	\$ 3,066,226	\$ 3,066,226
D.1.2. Strategy: WORKERS' COMPENSATION INSURANCE Provide Funding for Workers' Compensation Insurance.	\$ 210,397	\$ 210,397
D.1.3. Strategy: UNEMPLOYMENT INSURANCE Provide Funding for Unemployment Insurance.	\$ 92,057	\$ 92,057
D.1.4. Strategy: OASI Provide funding for OASI.	<u>\$ 2,155,768</u>	<u>\$ 2,155,768</u>
Total, Goal D: STAFF BENEFITS	<u>\$ 5,524,448</u>	<u>\$ 5,524,448</u>
E. Goal: INDIRECT ADMINISTRATION E.1.1. Strategy: INDIRECT ADMINISTRATION		
	\$ 9,187,859	\$ 9,187,859

TEXAS ENGINEERING EXTENSION SERVICE
(Continued)

E.1.2. Strategy: INFRASTRUCTURE SUPPORT	\$ 2,539,989	\$ 2,539,989
Total, Goal E: INDIRECT ADMINISTRATION	\$ 11,727,848	\$ 11,727,848
Grand Total, TEXAS ENGINEERING EXTENSION SERVICE	\$ 77,418,852	\$ 77,418,852
Object-of-Expense Informational Listing:		
Salaries and Wages	\$ 33,486,893	\$ 33,486,893
Other Personnel Costs	4,153,527	4,053,527
Professional Fees and Services	991,978	991,978
Fuels and Lubricants	1,933,292	1,933,292
Consumable Supplies	383,460	383,460
Utilities	797,098	797,098
Travel	6,757,095	6,757,095
Rent - Building	972,801	972,801
Rent - Machine and Other	625,832	625,832
Other Operating Expense	27,212,584	27,312,584
Capital Expenditures	104,292	104,292
Total, Object-of-Expense Informational Listing	\$ 77,418,852	\$ 77,418,852
Estimated Allocations for Employee Benefits and Debt Service Appropriations Made Elsewhere in this Act:		
Employee Benefits		
Retirement	\$ 1,416,047	\$ 1,472,701
Group Insurance	331,309	331,309
Social Security	169,993	175,943
Subtotal, Employee Benefits	\$ 1,917,349	\$ 1,979,953
Total, Estimated Allocations for Employee Benefits and Debt Service Appropriations Made Elsewhere in this Act	\$ 1,917,349	\$ 1,979,953

2. **Performance Measure Targets.** The following is a listing of the key performance target levels for the Texas Engineering Extension Service. It is the intent of the Legislature that appropriations made by this Act be utilized in the most efficient and effective manner possible to achieve the intended mission of the Texas Engineering Extension Service. In order to achieve the objectives and service standards established by this Act, the Texas Engineering Extension Service shall make every effort to attain the following designated key performance target levels associated with each item of appropriation.

	2008	2009
A. Goal: PROVIDE TRAINING		
Outcome (Results/Impact):		
Leverage Ratio of General Revenue Appropriations to Total Funds (Excluding Infrastructure Funds)	.07	.07
A.1.1. Strategy: PUBLIC SECTOR TRAINING		
Output (Volume):		
Number of Student Contact Hours	1,714,284	1,714,284
B. Goal: TECHNOLOGY TRANSFER ASSISTANCE		
B.1.1. Strategy: PROVIDE TECHNICAL ASSISTANCE		
Output (Volume):		
Number of Service Contact Hours	155,104	155,104
C. Goal: PROVIDE EMERGENCY RESPONSE		
C.1.1. Strategy: PROVIDE TX TASK FORCE 1 CAPABILITY		
Output (Volume):		
Number of Emergency Response Teams Operationally Ready	27	27
Number of Hours Spent on Emergency Response	38,880	38,880
Number of Jurisdictions Assisted	30	30

3. **Increased Interagency Collaboration.** The Texas Cooperative Extension and the Texas Engineering Extension Service are directed to use the appropriations above to meet annually to generate, implement, and manage efforts designed to reinforce each agency's respective

TEXAS ENGINEERING EXTENSION SERVICE
(Continued)

training mission and avoid potential duplication of training efforts. The agencies shall file a jointly produced report with the Legislative Budget Board and the Governor by October 1 of each year summarizing the actions taken to meet the above purposes.

4. **Pay for Regular Compensatory Time.** The Texas Engineering Extension Service, notwithstanding any other provision of law, may use the appropriations above to pay its Fair Labor Standards Act exempt employees on a straight-time basis for work on a holiday or for regular compensatory time hours when such time is worked in connection with a state or federal activation and when the taking of regular compensatory time off would be disruptive to normal business functions.

TEXAS FOREST SERVICE

	For the Years Ending	
	August 31, 2008	August 31, 2009
Method of Financing:		
<u>General Revenue Fund</u>		
General Revenue Fund	\$ 12,041,691	\$ 12,041,691
Insurance Companies Maintenance Tax and Insurance Department Fees	3,325,000	3,325,000
Subtotal, General Revenue Fund	<u>\$ 15,366,691</u>	<u>\$ 15,366,691</u>
<u>General Revenue Fund - Dedicated</u>		
Volunteer Fire Department Assistance Account No. 5064	15,000,000	15,000,000
Rural Volunteer Fire Department Insurance Account No. 5066, estimated	750,000	750,000
Urban Forestry Plates Account No. 5133, estimated	6,000	2,000
Subtotal, General Revenue Fund - Dedicated	<u>\$ 15,756,000</u>	<u>\$ 15,752,000</u>
Federal Funds	4,090,270	4,090,270
Appropriated Receipts	<u>2,405,728</u>	<u>2,401,728</u>
Total, Method of Financing	<u><u>\$ 37,618,689</u></u>	<u><u>\$ 37,610,689</u></u>
Items of Appropriation:		
1. Educational and General State Support	\$ 37,618,689	\$ 37,610,689
Grand Total, TEXAS FOREST SERVICE	<u><u>\$ 37,618,689</u></u>	<u><u>\$ 37,610,689</u></u>

This bill pattern represents an estimated 88.4% of this agency's estimated total available funds for the biennium.

Number of Full-Time-Equivalents (FTE)-Appropriated Funds	372.4	372.4
---	-------	-------

1. **Informational Listing of Appropriated Funds.** The appropriations made above for Educational and General State Support are subject to the special and general provisions of this Act and include the following amounts for the purposes indicated.

A. Goal: DEVELOP FOREST RESOURCES Develop Forest/Tree Resources to Protect Life, Environment & Property.		
A.1.1. Strategy: WILDFIRE AND EMERGENCY PROGRAM ¹ Wildfire Prevention, Detection, and Suppression and Emergency Response.	\$ 24,729,339	\$ 24,725,338

¹ Incorporates Article IX, § 19.73, of this Act, due to the enactment of HB 1915, 80th Legislature, Regular Session, relating to the creation of a fire department listing by the Texas Forest Service, resulting in an increase in appropriated receipts of \$84,576 in FY 2008 and \$80,576 in FY 2009.

TEXAS FOREST SERVICE
(Continued)

A.1.2. Strategy: FOREST INSECTS AND DISEASES Provide Detection/Notification/Control of Forest/Tree Insect & Disease.	\$	995,914	\$	995,914
A.2.1. Strategy: FORESTRY LEADERSHIP Provide Professional Forestry Leadership & Resource Marketing.	\$	5,923,386	\$	5,923,386
A.2.2. Strategy: ENVIRONMENTAL ENHANCEMENT Provide Leadership in Enhancement of Tree and Forest Resources.	\$	<u>1,775,697</u>	\$	<u>1,771,697</u>
Total, Goal A: DEVELOP FOREST RESOURCES	\$	<u>33,424,336</u>	\$	<u>33,416,335</u>
B. Goal: STAFF BENEFITS				
Maintain Staff Benefits Program for Eligible Employees and Retirees.				
B.1.1. Strategy: STAFF GROUP INSURANCE Provide Funding for Staff Group Insurance Premiums.	\$	1,283,414	\$	1,283,414
B.1.2. Strategy: WORKERS' COMP INSURANCE Provide Funding for Workers' Compensation Insurance.	\$	96,495	\$	96,495
B.1.3. Strategy: UNEMPLOYMENT INSURANCE Provide Funding for Unemployment Insurance.	\$	4,337	\$	4,337
B.1.4. Strategy: OASI Provide Funding for OASI.	\$	192,939	\$	192,939
B.1.5. Strategy: HAZARDOUS DUTY PAY Provide Funding for Hazardous Duty Pay.	\$	<u>4,310</u>	\$	<u>4,310</u>
Total, Goal B: STAFF BENEFITS	\$	<u>1,581,495</u>	\$	<u>1,581,495</u>
C. Goal: INDIRECT ADMINISTRATION				
C.1.1. Strategy: INDIRECT ADMINISTRATION	\$	1,805,255	\$	1,805,255
C.1.2. Strategy: INFRASTRUCTURE SUPPORT IN BRAZOS CO Infrastructure Support - In Brazos County.	\$	126,711	\$	126,711
C.1.3. Strategy: INFRASTRUCT SUPP OUTSIDE BRAZOS CO Infrastructure Support - Outside Brazos County.	\$	<u>680,892</u>	\$	<u>680,893</u>
Total, Goal C: INDIRECT ADMINISTRATION	\$	<u>2,612,858</u>	\$	<u>2,612,859</u>
Grand Total, TEXAS FOREST SERVICE	\$	<u>37,618,689</u>	\$	<u>37,610,689</u>
Object-of-Expense Informational Listing:				
Salaries and Wages	\$	14,906,540	\$	14,902,539
Other Personnel Costs		655,437		655,437
Professional Fees and Services		67,144		67,144
Fuels and Lubricants		517,370		517,370
Consumable Supplies		871,831		871,831
Utilities		737,614		737,614
Travel		360,625		360,625
Rent - Building		303,810		303,811
Rent - Machine and Other		267,471		267,471
Other Operating Expense		3,362,764		3,360,264
Grants		15,268,083		15,266,583
Capital Expenditures		<u>300,000</u>		<u>300,000</u>
Total, Object-of-Expense Informational Listing	\$	<u>37,618,689</u>	\$	<u>37,610,689</u>
Estimated Allocations for Employee Benefits and Debt Service Appropriations Made Elsewhere in this Act:				
<u>Employee Benefits</u>				
Retirement	\$	1,089,076	\$	1,130,709
Group Insurance		2,448,796		2,448,796
Social Security		<u>1,100,287</u>		<u>1,138,797</u>
Subtotal, Employee Benefits	\$	<u>4,638,159</u>	\$	<u>4,718,302</u>

TEXAS FOREST SERVICE
(Continued)

<u>Debt Service</u>		
Lease Payments	\$ 9,038	\$ 8,929
Total, Estimated Allocations for Employee Benefits and Debt Service Appropriations Made Elsewhere in this Act	\$ 4,647,197	\$ 4,727,231

2. **Performance Measure Targets.** The following is a listing of the key performance target levels for the Texas Forest Service. It is the intent of the Legislature that appropriations made by this Act be utilized in the most efficient and effective manner possible to achieve the intended mission of the Texas Forest Service. In order to achieve the objectives and service standards established by this Act, the Texas Forest Service shall make every effort to attain the following designated key performance target levels associated with each item of appropriation.

	<u>2008</u>	<u>2009</u>
A. Goal: DEVELOP FOREST RESOURCES		
Outcome (Results/Impact):		
Saved-to-lost Ratio of Resource and Property Values from Wildfire	5.1	5.1
Number of Trees Saved from Spread of Oak Wilt Disease	33,500	33,500
Number of Acres Protected through Windbreak Plantings	10,000	10,000
A.1.1. Strategy: WILDFIRE AND EMERGENCY PROGRAM		
Output (Volume):		
Number of Community Assists	3,576	3,576
Number of Contact Hours of Firefighter Training	60,909	60,909
Number of Hours Spent for Emergency Response	58,242	58,242
A.1.2. Strategy: FOREST INSECTS AND DISEASES		
Output (Volume):		
Number of Property Owners Provided with Oak Wilt Information	6,150	6,150
A.2.1. Strategy: FORESTRY LEADERSHIP		
Output (Volume):		
Number of Acres of Reforestation on Nonindustrial Private Forestland in East Texas	44,000	44,000
Number of Resource Development Assists	18,000	18,000
A.2.2. Strategy: ENVIRONMENTAL ENHANCEMENT		
Output (Volume):		
Number of Community Assists	550	550
Number of Windbreak Seedlings Planted	220,000	220,000

3. **Overtime Payments, Contingency.** Included in the appropriation above, \$335,223 for each year of the biennium is for the sole purpose of paying mandatory overtime expenses of non-exempt employees of the Texas Forest Service when such overtime is incurred in emergency response activities. It is further provided that payments from this appropriation shall be made only upon overtime payroll vouchers submitted to the State Comptroller. Any balances remaining as of August 31, 2007 are hereby appropriated for the same purpose for the biennium beginning September 1, 2007, and balances remaining as of August 31, 2008 are hereby appropriated for fiscal year 2009.
4. **Texas Wildfire Protection Plan.** Out of the funds appropriated above, \$3,325,000 from the Insurance Companies Maintenance Tax in each year of the biennium shall be used for the Texas Wildfire Protection Plan. Of the appropriations above, \$424,291 each year is included to cover associated group health insurance costs for salaries paid from this method of finance.
5. **Pay for Regular Compensatory Time.** The Texas Forest Service, notwithstanding any other provisions of law, may use the appropriations above to pay its Fair Labor Standards Act exempt employees on a straight-time basis for work on a holiday or for regular compensatory time hours when such time is worked in connection with an emergency and when the taking of regular compensatory time off would be disruptive to normal business functions.
6. **Urban Forestry License Plate Fund. Appropriation of License Plate Unexpended Balances and Receipts.** Included in the amounts appropriated above in Strategy A.2.2, Environmental Enhancement, are all estimated balances collected prior to the effective date of this Act (estimated to be \$4,000 and included in fiscal year 2008) and all revenue collected on or after September 1, 2007 (estimated to be \$2,000 in 2008 and \$2,000 in 2009) from the sale of license plates as provided by the Transportation Code § 504.632 and deposited to the credit of the Urban Forestry License Plate Account No. 5133.

TEXAS FOREST SERVICE
(Continued)

Any unexpended balances as of August 31, 2008, out of the appropriations made herein are hereby appropriated to the Texas Forest Service for the fiscal year beginning September 1, 2008.

TEXAS VETERINARY MEDICAL DIAGNOSTIC LABORATORY

	For the Years Ending August 31, 2008	August 31, 2009
Method of Financing:		
General Revenue Fund	\$ 7,170,616	\$ 5,170,615
Federal Funds	300,000	300,000
<u>Other Funds</u>		
Drug Testing Laboratory Fee Revenue, estimated	1,362,688	1,362,688
Veterinary Medical Diagnostic Laboratory Fee Revenue, estimated	7,351,364	7,351,365
Subtotal, Other Funds	<u>\$ 8,714,052</u>	<u>\$ 8,714,053</u>
Total, Method of Financing	<u><u>\$ 16,184,668</u></u>	<u><u>\$ 14,184,668</u></u>
Items of Appropriation:		
1. Educational and General State Support	\$ 16,184,668	\$ 14,184,668
Grand Total, TEXAS VETERINARY MEDICAL DIAGNOSTIC LABORATORY	<u><u>\$ 16,184,668</u></u>	<u><u>\$ 14,184,668</u></u>

This bill pattern represents an estimated 100% of this agency's estimated total available funds for the biennium.

Number of Full-Time-Equivalents (FTE)-Appropriated Funds

155.0	155.0
-------	-------

- 1. Informational Listing of Appropriated Funds.** The appropriations made above for Educational and General State Support are subject to the special and general provisions of this Act and include the following amounts for the purposes indicated.

A. Goal: DIAGNOSTIC AND DRUG TESTING
Provide Diagnostic Services Drug/Export Tests, & Disease Surveillance.

A.1.1. Strategy: DIAGNOSTIC SERVICES	\$	9,568,043	\$	9,568,043
Provide Diagnostic Service and Disease Surveillance.				

A.2.1. Strategy: DRUG TESTING SERVICE	\$	1,054,729	\$	1,054,729
Provide Drug Testing Service.				

A.3.1. Strategy: BIO SAFETY LAB ¹	\$ 2,000,000	\$ UB
---	--------------	-------

Total, Goal A: DIAGNOSTIC AND DRUG TESTING	\$ 12,622,772	\$ 10,622,772
---	----------------------	----------------------

B. Goal: STAFF BENEFITS

Maintain Staff Benefits Program for Eligible Employees and Retirees.

B.1.1. Strategy: STAFF GROUP INSURANCE	\$	794,797	\$	794,797
Provide Funding for Staff Group Insurance Premiums.				

B.1.2. Strategy: WORKERS' COMP INSURANCE	\$	20,221	\$	20,221
Provide Funding for Workers' Compensation Insurance.				

B.1.3. Strategy: UNEMPLOYMENT INSURANCE	\$	3,406	\$	3,406
Provide Funding for Unemployment Insurance.				

¹ Incorporates Article III, Special Provisions Relating Only to State Agencies of Higher Education, § 54, Special Item Appropriations, resulting in an increase in General Revenue Funds of \$2,000,000 for the Bio Safety Lab in FY 2008 and unexpended balance authority in FY 2009.

TEXAS VETERINARY MEDICAL DIAGNOSTIC LABORATORY
(Continued)

B.1.4. Strategy: OASI Provide Funding for OASI.	\$ 240,108	\$ 240,108
B.1.5. Strategy: OPTIONAL RETIREMENT PROGRAM Optional Retirement Program Differential.	<u>\$ 53,216</u>	<u>\$ 53,216</u>
Total, Goal B: STAFF BENEFITS	<u>\$ 1,111,748</u>	<u>\$ 1,111,748</u>
C. Goal: INDIRECT ADMINISTRATION		
C.1.1. Strategy: INDIRECT ADMINISTRATION	\$ 1,281,004	\$ 1,281,004
C.1.2. Strategy: INFRASTRUCTURE SUPPORT IN BRAZOS CO Infrastructure Support - In Brazos Country.	\$ 964,144	\$ 964,144
C.1.3. Strategy: INFRASTRUCT SUPP OUTSIDE BRAZOS CO Infrastructure Support - Outside Brazos County.	<u>\$ 205,000</u>	<u>\$ 205,000</u>
Total, Goal C: INDIRECT ADMINISTRATION	<u>\$ 2,450,148</u>	<u>\$ 2,450,148</u>
Grand Total, TEXAS VETERINARY MEDICAL DIAGNOSTIC LABORATORY	<u><u>\$ 16,184,668</u></u>	<u><u>\$ 14,184,668</u></u>
Object-of-Expense Informational Listing:		
Salaries and Wages	\$ 7,077,713	\$ 7,077,713
Other Personnel Costs	749,341	749,341
Professional Fees and Services	33,361	33,361
Fuels and Lubricants	19,091	19,091
Consumable Supplies	2,053,348	2,053,348
Utilities	854,687	854,687
Travel	66,739	66,739
Rent - Machine and Other	46,697	46,697
Other Operating Expense	4,737,933	2,737,933
Capital Expenditures	<u>545,758</u>	<u>545,758</u>
Total, Object-of-Expense Informational Listing	<u><u>\$ 16,184,668</u></u>	<u><u>\$ 14,184,668</u></u>
Estimated Allocations for Employee Benefits and Debt Service Appropriations Made Elsewhere in this Act:		
<u>Employee Benefits</u>		
Retirement	\$ 56,946	\$ 58,583
Group Insurance	483,526	483,526
Social Security	<u>210,515</u>	<u>217,883</u>
Subtotal, Employee Benefits	<u>\$ 750,987</u>	<u>\$ 759,992</u>
Total, Estimated Allocations for Employee Benefits and Debt Service Appropriations Made Elsewhere in this Act	<u><u>\$ 750,987</u></u>	<u><u>\$ 759,992</u></u>
2. Performance Measure Targets. The following is a listing of the key performance target levels for the Texas Veterinary Medical Diagnostic Laboratory. It is the intent of the Legislature that appropriations made by this Act be utilized in the most efficient and effective manner possible to achieve the intended mission of the Texas Veterinary Medical Diagnostic Laboratory. In order to achieve the objectives and service standards established by this Act, the Texas Veterinary Medical Diagnostic Laboratory shall make every effort to attain the following designated key performance target levels associated with each item of appropriation.		
	<u>2008</u>	<u>2009</u>
A. Goal: DIAGNOSTIC AND DRUG TESTING		
Outcome (Results/Impact):		
Number of Diagnostic Services Rendered	1,075,000	1,075,000
Percent of Animals Testing Drug Free	99.5%	99.5%
A.1.1. Strategy: DIAGNOSTIC SERVICES		
Output (Volume):		
Number of Cases Submitted and Examined	195,000	195,000
Number of Surveillance Tests Performed for Agents of Bio- or Eco-terrorism	320,000	320,000
A.2.1. Strategy: DRUG TESTING SERVICE		
Output (Volume):		
Number of Animals Tested	26,500	26,500

TEXAS VETERINARY MEDICAL DIAGNOSTIC LABORATORY
(Continued)

3. **Sunset Contingency.** Funds appropriated above for fiscal year 2009 for the Veterinary Medical Diagnostic Laboratory are made contingent on the continuation of the Veterinary Medical Diagnostic Laboratory by the Eightieth Legislature. In the event the agency is not continued, the funds appropriated for fiscal year 2008 or as much thereof as may be necessary are to be used to provide for the phase out of agency operations.

RETIREMENT AND GROUP INSURANCE

	For the Years Ending	
	August 31, 2008	August 31, 2009
Method of Financing:		
General Revenue Fund, estimated	\$ 21,020,327	\$ 21,739,783
General Revenue Dedicated Accounts, estimated	4,819	5,111
Federal Funds, estimated	3,696,222	3,800,741
Other Special State Funds, estimated	<u>470,187</u>	<u>481,531</u>
Total, Method of Financing	<u><u>\$ 25,191,555</u></u>	<u><u>\$ 26,027,166</u></u>
Items of Appropriation:		
A. Goal: EMPLOYEES RETIREMENT SYSTEM		
A.1.1. Strategy: RETIREMENT - PUBLIC EDUCATION ^{1, 2}	\$ 4,577,256	\$ 4,657,866
Retirement - Public Education. Estimated.		
A.1.2. Strategy: RETIREMENT- HIGHER EDUCATION	\$ 2,134,667	\$ 2,167,032
Retirement - Higher Education. Estimated.		
A.1.3. Strategy: GROUP INSURANCE - PUBLIC EDUCATION	\$ 13,454,115	\$ 13,942,108
Group Insurance - Public Education. Estimated.		
A.1.4. Strategy: GROUP INSURANCE - HIGHER EDUCATION ³	<u>\$ 5,025,517</u>	<u>\$ 5,260,160</u>
Group Insurance - Higher Education. Estimated.		
Total, Goal A: EMPLOYEES RETIREMENT SYSTEM	<u><u>\$ 25,191,555</u></u>	<u><u>\$ 26,027,166</u></u>
Grand Total, RETIREMENT AND GROUP INSURANCE	<u><u>\$ 25,191,555</u></u>	<u><u>\$ 26,027,166</u></u>

¹ Incorporates Article IX, § 18.02 (d)(2), of this Act, relating to data center consolidation, which reduces Retirement benefits proportionally with the number of full-time equivalents reduced from agency bill patterns, resulting in an All Funds reduction of \$53,802 in FY 2008 and \$53,802 in FY 2009.

² SB 1847, 80th Legislature, Regular Session, relating to collection of member contributions, did not pass, resulting in an All Funds reduction of \$257,303 in FY 2008 and \$261,165 in FY 2009.

³ Incorporates Article IX, § 18.02 (d)(3), of this Act, relating to data center consolidation, which reduces Group Insurance benefits proportionally with the number of full-time equivalents reduced from agency bill patterns, resulting in an All Funds reduction of \$118,366 in FY 2008 and \$118,366 in FY 2009.

SOCIAL SECURITY AND BENEFIT REPLACEMENT PAY

	For the Years Ending	
	August 31, 2008	August 31, 2009
Method of Financing:		
General Revenue Fund, estimated	\$ 199,464,220	\$ 206,285,235
General Revenue Dedicated Accounts, estimated	40,380,232	41,792,627
Federal Funds, estimated	1,488,865	1,504,566

SOCIAL SECURITY AND BENEFIT REPLACEMENT PAY
(Continued)

<u>Other Funds</u>		
Other Special State Funds, estimated	11,737,013	12,091,340
State Highway Fund No. 006, estimated	196,385	203,258
Subtotal, Other Funds	\$ 11,933,398	\$ 12,294,598
Total, Method of Financing	<u>\$ 253,266,715</u>	<u>\$ 261,877,026</u>
Items of Appropriation:		
A. Goal: SOCIAL SECURITY/BENEFIT REPLACEMENT		
Comptroller - Social Security.		
A.1.1. Strategy: STATE MATCH – EMPLOYER – PUBLIC ED ¹	\$ 7,840,589	\$ 7,956,233
State Match — Employer — Public Education. Estimated.		
A.1.2. Strategy: STATE MATCH – EMPLOYER – HIGHER ED	\$ 244,556,966	\$ 253,095,090
State Match — Employer — Higher Education. Estimated.		
A.1.3. Strategy: BRP – PUBLIC EDUCATION	\$ 736,647	\$ 699,815
Benefit Replacement Pay — Public Education. Estimated.		
A.1.4. Strategy: BRP – HIGHER EDUCATION	\$ 132,513	\$ 125,888
Benefit Replacement Pay — Higher Education. Estimated.		
Total, Goal A: SOCIAL SECURITY/BENEFIT REPLACEMENT	<u>\$ 253,266,715</u>	<u>\$ 261,877,026</u>
Grand Total, SOCIAL SECURITY AND BENEFIT REPLACEMENT PAY	<u>\$ 253,266,715</u>	<u>\$ 261,877,026</u>

¹ Incorporates Article IX, § 18.02 (d)(1), of this Act, relating to data center consolidation, which reduces Social Security benefits proportionally with the number of full-time equivalents reduced from agency bill patterns, resulting in an All Funds reduction of \$63,812 in FY 2008 and \$63,812 in FY 2009.

BOND DEBT SERVICE PAYMENTS

	For the Years Ending	
	August 31,	August 31,
	2008	2009
Method of Financing:		
General Revenue Fund	\$ 2,424,425	\$ 4,497,044
Total, Method of Financing	<u>\$ 2,424,425</u>	<u>\$ 4,497,044</u>
Items of Appropriation:		
A. Goal: FINANCE CAPITAL PROJECTS		
A.1.1. Strategy: BOND DEBT SERVICE ¹	\$ 2,424,425	\$ 4,497,044
To Texas Public Finance Authority for Payment of Bond Debt Service.		
Grand Total, BOND DEBT SERVICE PAYMENTS	<u>\$ 2,424,425</u>	<u>\$ 4,497,044</u>

¹ Incorporates Article IX, § 19.70, of this Act, relating to appropriation of debt service payments on the remaining Proposition 8 general obligation bond proceeds.

LEASE PAYMENTS

	For the Years Ending	
	August 31, 2008	August 31, 2009
Method of Financing:		
General Revenue Fund	\$ 6,351,521	\$ 6,304,925
Total, Method of Financing	<u>\$ 6,351,521</u>	<u>\$ 6,304,925</u>
Items of Appropriation:		
A. Goal: FINANCE CAPITAL PROJECTS		
A.1.1. Strategy: LEASE PAYMENTS - PUBLIC EDUCATION ¹	\$ 5,629,725	\$ 5,616,873 & UB
To TFC for Payment to TPFA - Public Education.		
A.1.2. Strategy: LEASE PAYMENTS - HIGHER EDUCATION	\$ 721,796	\$ 688,052 & UB
To TFC for Payment to TPFA - Higher Education.		
Total, Goal A: FINANCE CAPITAL PROJECTS	<u>\$ 6,351,521</u>	<u>\$ 6,304,925</u>
Grand Total, LEASE PAYMENTS	<u>\$ 6,351,521</u>	<u>\$ 6,304,925</u>

¹ HB 3560, 80th Legislature, Regular Session, abolished the Texas Building and Procurement Commission (TBPC) and created the Texas Facilities Commission (TFC), effective September 1, 2007.

SPECIAL PROVISIONS RELATING ONLY TO
STATE AGENCIES OF HIGHER EDUCATION

Sec. 2. Local Funds Appropriated. All balances of local funds except for any identifiable general revenue in the local funds of the state institutions of higher education named in this Article, as those funds are defined in Education Code § 51.009(a) (excluding indirect cost recovery), at the close of the fiscal year ending August 31, 2007, including balances in their local revolving funds at that time, and the income to said funds during the fiscal years beginning September 1, 2007 and 2008, are hereby appropriated for the operation, maintenance, and improvement of the respective state institutions. Institutional funds, as those funds are defined in Education Code § 51.009(b), shall be expended as authorized by the laws governing the use of the funds, and unless specifically included or identified, are exempt from the Article III and IX Special Provisions of this Act.

All local funds shall be subject to the special and general provisions of Articles III and IX except where certain local funds are specifically exempted from these provisions by a provision herein or by specific statutory authority.

Sec. 3. Definition of Terms.

1. As used in this Act, the term "general academic institutions" shall mean only the following institutions:
- The University of Texas at Arlington

The University of Texas at Austin

The University of Texas at Dallas

The University of Texas at El Paso

The University of Texas - Pan American

The University of Texas at Brownsville

The University of Texas of the Permian Basin

The University of Texas at San Antonio

The University of Texas at Tyler

Texas A&M University

Texas A&M University at Galveston

Prairie View A&M University

Tarleton State University

Texas A&M University - Corpus Christi

Texas A&M University - Kingsville

Texas A&M International University

West Texas A&M University

**SPECIAL PROVISIONS RELATING ONLY TO
STATE AGENCIES OF HIGHER EDUCATION**
(Continued)

Texas A&M University - Commerce
Texas A&M University - Texarkana
University of Houston
University of Houston - Clear Lake
University of Houston - Downtown
University of Houston - Victoria
Midwestern State University
University of North Texas
Stephen F. Austin State University
Texas Southern University
Texas Tech University
Texas Woman's University
Angelo State University
Lamar University
Lamar Institute of Technology
Lamar State College - Orange
Lamar State College - Port Arthur
Sam Houston State University
Texas State University - San Marcos
Sul Ross State University, including:
Sul Ross State University Rio Grande College

2. "Educational and General Funds" are those funds defined in Education Code § 51.009(c) and General Revenue Fund appropriations.

Sec. 4. Transfer Provisions.

1. **Intercomponent Transfers.** With the approval of the respective governing board, appropriation transfers may be made among medically-related components and their associated system administration, among academic component institutions and their associated system administration, and among component technical colleges controlled by the board, and within each institution, transfers may be made between informational items of appropriation for the general academic institutions, health centers, health science centers, medical education programs, and technical colleges regardless of whether the informational items are general revenue or local funds in character. Transfers may not be made from medically-related components to academic components or from academic components to medically-related components except that transfers may be made from schools of nursing, pharmacy, and allied health in academic components to medically-related components and from medically-related components into the health-related programs listed above in academic components. Transfers may not be made into the informational items setting the salary rate for the president, chancellor, or for any other line-item salary shown. Nothing in this section shall authorize the transfer of appropriations from Texas A&M University System Agencies to Texas A&M University.
2. **Health to Academic Intercomponent Transfers with LBB Prior Approval.** As an exception to the provisions in Subsection 1, transfers may be made with prior approval of the Governor and Legislative Budget Board from medically-related components to general academic institutions if it does not diminish the academic programs of the medically-related component or result in increased fees to patients at the component. The systems shall furnish whatever documentation may be required by the Governor and Legislative Budget Board to assure these conditions are met.
3. **Revenue Enhancement and Transfer Notification.** The University of Texas System shall enhance local funds revenue to reduce the need for general revenue funds. The University of Texas System shall give 30 days notice to the Legislative Budget Board and Governor prior to transferring local funds from any System hospital. Furthermore, notwithstanding the provisions of subsections 1 and 2 above, The University of Texas System Board of Regents shall not transfer funds from health institutions delivering patient care if such a transfer would result in a decrease in the quality or amount of indigent patient care offered by the affected institution.
4. **Reporting of Transfers.** Any transfers made pursuant to Subsections 1, 2, and 3, whether general revenue or local funds in nature, shall be reported in the Legislative Appropriations Request for the biennium beginning September 1, 2009.

**SPECIAL PROVISIONS RELATING ONLY TO
STATE AGENCIES OF HIGHER EDUCATION**
(Continued)

5. **Tuition Revenue Bond and Revenue Bond Transfers.** Notwithstanding the other provisions of this act, transfers are not prohibited to the extent they are required to comply with proceedings authorizing bonds or other obligations now outstanding or hereafter issued pursuant to law.

Sec. 5. Salary and Benefit Provisions.

1. **Prorated Salaries Authorized.** Any employees who distribute their time and duties between general administration, instruction, organized activities related to instruction, and the management of auxiliary enterprises may receive their total salary payments in proportionate parts from such activities and from the appropriated or available funds therefore.
2. **President Salaries.** Out of the educational and general funds appropriated to the general academic institutions, community colleges, health centers, health science centers, and medical education programs, an amount not to exceed \$65,945 in 2008 and \$65,945 in 2009 may be expended for the salary of a president. All presidents may receive in addition to the above amounts a house, utilities, and/or supplement from institutional funds. If a house owned by the institution, center, or program is not available, an amount not to exceed \$7,200 per year from the appropriation to the institution, center, or program, and additional amounts from institutional funds where required, may be provided in lieu of house and utilities.
3. **Chancellor Salaries.** Out of the funds appropriated, transferred, or contracted to the system offices and community colleges, an amount not to exceed \$70,231 in 2008 and \$70,231 in 2009 may be expended for the salary for a chancellor. All chancellors may receive in addition to the above amounts a house, utilities, and/or supplement from institutional funds. If a system owned house is not available, an amount not to exceed \$7,200 per year from the system office appropriation and additional amounts from private and institutional funds where required may be provided in lieu of house and utilities.
4. **Merit Authorization.** It is expressly provided that institutional administrators may grant merit salary increases to employees whose job performance and productivity is consistently above that normally expected or required.
5. **Merit Requirement for Faculty and Faculty Equivalent Employees of Institutions and Agencies of Higher Education.** Notwithstanding any other provisions of this Act, salary increases for faculty or faculty equivalent employees of institutions of higher education shall be awarded on the basis of merit and performance in accepted activities. This shall not be interpreted so as to preclude salary adjustment designed to avoid salary inequities.
6. **Group Insurance Premiums.** For the biennium ending August 31, 2009, there is hereby appropriated such amounts, from local funds or educational and general income available to institutions of higher education, as may be necessary to pay the proportional share of the State's contributions for Staff Group Health Insurance Premiums. Funds appropriated by this subsection may be transferred by those institutions not retaining separate insurance programs to the Employees Retirement System at appropriate intervals to pay the proportional share of the group insurance premiums.
7. **Higher Education Institutions Participating in the Employees Retirement System Group Benefit Program.** General Revenue funds appropriated herein shall be supplemented by funds appropriated elsewhere in this Act for employees enrolled in the State Kids Insurance Program (SKIP) to provide for a premium-sharing structure comparable to the Children's Health Insurance Program (CHIP). Institutions of higher education participating in the Employees Retirement System Group Benefit Program paying for health insurance costs from non-General Revenue Funds shall provide the same levels of premium-sharing for SKIP enrollees as provided for those higher education employees with health insurance paid from General Revenue Funds.
8. **Administrative Accountability**
 - a. In each state fiscal year of the biennium, an institution of higher education, including a system office, may not spend funds appropriated to the institution by this Act unless, not later than December 1, the institution submits to the Legislative Budget Board, the chair of the House Appropriations Committee, and the chair of the Senate Finance Committee a report that includes the total number of persons holding high-ranking administrative positions at the institution.

**SPECIAL PROVISIONS RELATING ONLY TO
STATE AGENCIES OF HIGHER EDUCATION**
(Continued)

- b. For purposes of subsection (a), "high-ranking administrative position" includes the following positions:
 - (1) chancellor;
 - (2) vice chancellor;
 - (3) associate chancellor;
 - (4) assistant chancellor;
 - (5) president;
 - (6) vice president;
 - (7) associate vice president;
 - (8) assistant vice president;
 - (9) dean;
 - (10) associate dean;
 - (11) assistant dean; and
 - (12) any other administrative position having similar responsibilities to the other positions listed in this subsection.
- c. A report submitted under subsection (a) must:
 - (1) be in a form prescribed by the Legislative Budget Board;
 - (2) include the name, salary, and total value of nonsalary benefits for each person holding a high administrative position at the institution; and
 - (3) include the percentage salary increase for each person holding a high-ranking administrative position at the institution who occupies the same position during the current fiscal year as during the preceding fiscal year.
- d. Not later than the seventh day after the date an institution of higher education submits the report required by subsection (a), the institution shall make a copy of the report available for public inspection in the library of the institution.

Sec. 6. Expenditure Provisions. The expenditure of the appropriations made in this Article or authorized in law for institutions of higher education, except bequests and gifts specifically designated to be in some manner handled otherwise, shall be subject to the provisions of this section which follow and with exceptions only as specifically noted:

- 1. **Annual Operating Budgets Required.** It is expressly provided that the governing board of each of the institutions of higher education named herein shall approve on or before September 1, 2007 and 2008, an itemized budget covering the operation of the ensuing fiscal year, which budget shall be prepared within the limits of the revenue available. Each institution's operating budget shall contain a section(s) which provides budget amounts and the method of finance for each listed informational item of appropriated funds contained in this Act. A copy of each budget, and any subsequent amendments thereto, shall be filed with the Legislative Reference Library and the institution's general library to be available for public inspection. Copies of each budget shall also be filed with the Legislative Budget Board, the Governor, and the Texas Higher Education Coordinating Board by December 1 of each fiscal year.
- 2. **Clearing Accounts.** At their option, the institutions may use their local depository bank account in lieu of the special clearing account, authorized by Education Code, § 51.008(b), provided that the general requirements set out in therein, for deposits and transfers to the state treasury, are complied with.
- 3. **Revolving Funds.**
 - a. Each institution affected by this section, at its option, is hereby authorized to maintain a revolving fund to facilitate the payment of nominal expenses and to pay bills within cash discount periods. The institutions may use the revolving fund for regular monthly payrolls as well as for weekly and special payrolls. Disbursements from the revolving funds are to be reimbursed from respective items of educational and general appropriation made herein, the Comptroller of Public Accounts being hereby authorized to make such reimbursements on claims filed with her by the institutions under her regularly prescribed procedures

SPECIAL PROVISIONS RELATING ONLY TO STATE AGENCIES OF HIGHER EDUCATION

(Continued)

except that one voucher and one warrant may cover any number of claims for this purpose. These reimbursement claims shall meet the same requirements as other claims against state appropriations, and each institution shall prepare such a reimbursement claim as at the close of business on the last day of each month and as many times during the month as may be expedient in order to make unnecessary the maintaining of an unreasonably large revolving fund.

- b. The respective governing board shall determine the amounts of the revolving funds to be set up for each institution, and may increase or decrease the amounts if necessary. Such governing board shall designate a depository bank for each revolving fund, and shall specify the officers and/or employees to sign checks drawn on each such fund. The depository bank for each revolving fund shall be required to secure the deposit as provided by law.
 - c. Appropriations to all institutions of higher education and systems, except funds identified exclusively for salaries, may be used to reimburse any revolving fund operated for the benefit of one or more parts or component units of an institution or system, such as a motor pool for managing automotive vehicles authorized by this Act, a feed supply center, an office supply or laboratory supply center, a computer center, or any other operations of a similar nature established by authority of the governing board of said institution or system.
- 4. **Local Depositories.** The governing boards of the respective institutions for which appropriations are made in this Article are hereby authorized to select depository banks for the safekeeping of funds which are authorized, by statute, to be maintained outside the state treasury. The boards shall require depository banks to furnish adequate surety bonds or securities to be posted for the assurance of safety of such deposits. The depository bank or banks so selected are hereby authorized to pledge their securities for assurance of safety for such funds. All such local funds shall be deposited in these depositories within seven (7) days from date of collection. The governing boards may require the depository so designated and selected to pay interest on deposits at a rate to be agreed upon by said depositories and said boards.
- 5. **Investment Reports.**
 - a. The governing board of each of the educational institutions named in this Article shall file with the State Auditor, Comptroller of Public Accounts, Legislative Budget Board, and the Governor an annual report of all investment transactions involving endowment funds, short-term and long-term investment funds, and all other securities transactions, in a method prescribed by the State Auditor's Office. Copies of such reports shall be available for public inspection. In addition to the annual report, each institution shall publish on its website quarterly investment reports in any format it deems appropriate.
 - b. The governing boards of each educational institution named in this Article must adopt formal investment policies. Each governing board shall submit to the Legislative Budget Board and State Auditor's Office a copy of their investment policy by December 31 of each year.
- 6. **Central Services Accounts.**
 - a. Out of funds appropriated in this Article, the governing boards of the university systems and their component units, and institutions of higher education may employ persons to serve two or more parts or component units of the system or institution and may pay their salaries in whole or in part from the informational items of appropriation made herein to any component unit. The governing boards are authorized to establish accounts from which salaries and expenses for the administration and supervision of the units of the system or institution may be paid and to require the units, including any other agency the administration of which it may be charged with by law, to pay into this account from any general revenue, local, or institutional funds their proportionate share as determined by the board for the expense of such administration and supervision. The Comptroller of Public Accounts is authorized to set up an account for each of the systems or institutions and to deposit in the account funds to the amount authorized by the governing boards and executive heads of the respective units, from funds appropriated by the Legislature to the units for noninstructional salaries and general operating expenses. The Comptroller is

**SPECIAL PROVISIONS RELATING ONLY TO
STATE AGENCIES OF HIGHER EDUCATION**
(Continued)

authorized to draw warrants against such accounts based on vouchers submitted by the systems or institutions in payment of salaries, maintenance, equipment, or travel incidental to the administration and supervision of the respective units.

- b. The systems and institutions whose governing boards and component units are subject to the above are authorized to establish the following accounts:

Texas A&M University System Central Services Account
The University of Texas System Central Services Account
University of Houston System Central Services Account
Texas Tech University System Central Services Account
University of North Texas System Central Services Account
Texas State University System Central Services Account

- c. Travel expense incurred by a person employed by one unit of an above system or institution in connection with service to the other units may be reimbursed by the unit for which such services are performed or proportionately if more than one such unit is involved.

7. **Utility Revolving Funds.** The governing boards of Texas Woman's University, West Texas A&M University, all components of the University of Houston System, Texas State University System, Texas Tech University System, University of North Texas System, and The University of Texas System are authorized to use appropriated funds, except funds expressly identified for salaries, to make payments of debt service and other payments in connection with utility plant revenue bonds and utility plant operation and maintenance expenses, and/or to reimburse any revolving fund now or hereafter established in connection with providing utility services to any building or facility of the college or university, in accordance with the general principles established in Education Code, § 55.11, and the creation and maintenance of any such revolving fund is hereby authorized.

8. **Appropriation Expenditure Authorization.**

- a. The educational and general appropriations made in this Act to the general academic teaching institutions, health related institutions, and Texas State Technical College may be expended for the following purposes, including, but not limited to: Instruction; Research; Public Service; Academic Support; Student Services; Institutional Support; Operation and Maintenance of Plant; Scholarships; Staff Benefits; Organized Activities; and Patient Care. Major repairs and rehabilitation of buildings and facilities may be purchased from appropriated funds, but may not be purchased from general revenue funds that are not expressly identified or allocated for such purposes.
- b. No educational and general funds appropriated to any institution or agency named in this article may be expended on auxiliary enterprises, unless specifically authorized in this Act.

9. **Tuition Revenue Bonds and Revenue Bonds.** Funds clearly identified in separate informational strategies to the general academic teaching institutions and health sciences centers for revenue or tuition revenue bond retirement may be expended only to reimburse institutions or centers for debt retirement authorized by Education Code § 55.17 through § 55.17592 and § 55.19 and any additional authorization enacted by the Eightieth Legislature. Any funds in excess of the amount expended for debt retirement shall be reverted to the General Revenue Fund at the end of each fiscal year.

Sec. 7. Recruitment of Students. No funds appropriated by this Act may be expended for travel expenses incurred outside the boundaries of the State of Texas for the purpose of direct recruitment of students.

Sec. 8. Television Stations Prohibited. None of the educational and general funds appropriated in this Article may be expended for the acquisition, construction, or operation of television transmitter stations; provided, however, this prohibition shall not be construed so as to prevent the institutions of higher education named in this Article from using closed-circuit television for purely instructional purposes, or to prevent institutions with existing public broadcasting or transmitter stations to use them for educational purposes, or to prevent the continuance of operating arrangements with existing transmitter stations for purely educational purposes; or to prevent cooperative arrangements with public broadcast stations.

SPECIAL PROVISIONS RELATING ONLY TO STATE AGENCIES OF HIGHER EDUCATION

(Continued)

Sec. 9. Intercollegiate Athletics. The special and general provisions of Articles III and IX of this Act shall not apply to intercollegiate athletics. The governing boards of the respective institutions of higher education shall use the appropriations in this Act to make such necessary rules and adjustments as may be deemed advisable for the management and operation of such activities; however, no funds under control of intercollegiate athletics may be used to purchase alcoholic beverages; no educational and general funds appropriated may be used for the operation of intercollegiate athletics; such rules and adjustments shall be designed to complement the rules applicable to other departments of the respective institution; and finally, such rules and adjustments shall specifically prohibit violation of National Collegiate Athletic Association (NCAA) or other governing body rules with respect to recruitment of athletes.

Sec. 10. Prohibition Against Additional Museums. None of the educational and general funds appropriated in this Article shall be used for establishing additional museums or for the maintenance and operation of museums unless the language of this Act or of other acts and resolutions of the Legislature specifically authorizes such use of educational and general funds. As an exception to this provision, in order to encourage and promote gifts, grants, or donations to institutions of higher education, it is specifically provided that an institution which receives such gifts, grants, or donations for the construction or establishment of a museum, which is added to an institution's building inventory after September 1, 1997, may use educational and general funds appropriated by this Article for the maintenance and operation of such a museum. This exception applies only to the authority to spend appropriated funds for these purposes; such museum space shall not be included in formula calculations for purposes of determining the amounts of appropriations due for maintenance or operations of institutional facilities.

Sec. 11. Method of Financing Scholarships.

1. Out of the funds identified by this Article in the informational items described as "Other Educational and General Income," the respective governing boards of the general academic teaching institutions and of the health centers, health science centers, or technical colleges may allocate and expend the actual receipts in such informational item for student scholarships pursuant to the provisions of Education Code § 56.031 to § 56.039, cited as the Texas Public Educational Grants Program.
2. Copies of such approved allocations together with copies of rules and regulations adopted by the respective governing boards concerning the award of such scholarships shall be filed with the Coordinating Board and with the Comptroller prior to the disbursement of any moneys for scholarships. Copies of any subsequent changes in such allocations or rules shall be similarly filed with the Coordinating Board and with the Comptroller.
3. No educational and general funds appropriated in this Act for scholarships to institutions of higher education may be used to provide athletic scholarships.
4. Out of the additional funds appropriated for the 2008-09 biennium for the informational strategy described as "Scholarships," the respective governing boards shall allocate and expend such funds for need-based student scholarships regardless of the race, sex, color, or ethnicity of the student recipient.

Sec. 12. Use of Educational and General Funds for Alumni Activities Prohibited. None of the educational and general funds appropriated by this Article may be expended by institutions of higher education for the support or maintenance of alumni organizations or activities.

Sec. 13. Limitation of Nonresident Enrollment in Certain State-supported Professional Schools.

1. None of the funds appropriated by this Act may be expended for the establishment, operation, or maintenance, or for the payment of any salaries to the employees in, any wholly or partially state-supported medical, dental, or law school which: (a) imposes a limitation on the number of students that it admits, (b) in an academic semester denies admission to one or more Texas residents who apply for admission and who reasonably demonstrate that they are probably capable of doing the quality of work that is necessary to obtain the usual degree awarded by such school, and (c) in the same academic semester admits, as either class, nonresidents of the State of Texas in a number greater than 10 percent of the class of which such nonresidents are a part. Limitation of nonresident enrollment at The University of Texas Law School, Texas Tech University School of Law, and the University of Houston Law Center may be increased to 35

**SPECIAL PROVISIONS RELATING ONLY TO
STATE AGENCIES OF HIGHER EDUCATION**
(Continued)

percent of the class of which nonresidents are a part provided that the admission of such nonresident students is on the basis of academic merit alone. By the provisions of this paragraph it is intended to withhold funds appropriated by this Act from state-supported medical, dental, and law schools which limit their enrollments and which fill more than 10 percent of their classes with non-resident students in the case of medical and dental schools, and 35 percent in the case of The University of Texas Law School, Texas Tech University Law School, and the University of Houston Law Center, when the result of admitting a nonresident denies admission to a qualified Texas applicant. This provision shall not apply to the funds appropriated to the Coordinating Board for the funding of Baylor College of Medicine or to funds appropriated for tuition equalization grants for students attending private colleges.

2. In addition, The University of Texas Southwestern Medical Center at Dallas may admit up to 25 competitively recruited medical students in each entering class for a specialized six-year program of clinical and research training designed to lead to the MD and PhD degrees irrespective of whether those students are Texas residents.
3. Texas medical schools may enroll up to 6 competitively recruited medical students, who already possess the DDS degree, in each second year medical school class for a specialized six year program in oral and maxillofacial surgery comprised of the last three years of medical school and a three year residency program irrespective of whether those students are Texas residents.

Sec. 14. Off-campus Instruction. General academic institutions may use the funds appropriated in this Act to teach courses off campus with the following restrictions:

1. At the conclusion of each fiscal year, the Coordinating Board shall file a report with the Governor and the Legislative Budget Board on all general academic institutions concerning off-campus semester credit hours for that fiscal year.
2. Semester credit hours generated at upper level centers authorized by the Legislature or by the Coordinating Board, as well as at Prairie View A&M University's Houston nursing program and Texas Woman's University nursing programs in Dallas and Houston, are not considered to be off-campus.
3. All courses taught off campus must be taught by a regular faculty member or administrator who is employed at least half-time on the main campus of the institution. The Commissioner of

Higher Education may waive this requirement in special cases where institutions can justify the use of a uniquely qualified individual. Allied health and vocational instructors are exempted from this requirement.

Sec. 15. Medical School Enrollment. None of the funds appropriated above to The University of Texas System medical colleges, the University of North Texas Health Science Center at Fort Worth, or the Texas Tech University Health Sciences Center College of Medicine may be used for the education of first year medical students unless the first year class enrollment of undergraduate medical students in the fiscal years ending August 31, 2008, and August 31, 2009, is no less than 200 students at The University of Texas System medical colleges and 100 students at the University of North Texas Health Science Center at Fort Worth and the Texas Tech University Health Sciences Center College of Medicine. This provision shall not be construed as requiring any school of medicine to accept an unqualified applicant. In the event that a school of medicine falls below the required first year class enrollment of undergraduate medical students by more than 5 percent for fiscal years 2008 and 2009, the school shall report to the Legislative Budget Board the reasons for failing to meet the required enrollment. This information should be taken into account when preparing the appropriation recommendations for the Eighty-first Legislature.

Sec. 16. Tuition and Other Educational and General Local Fee Collection. No institution of higher education shall receive appropriations through formula funding in this Act unless it collects from each student whose semester credit hours are to be included in formula funding calculations all tuition and all fees in accordance with the installment tuition and fee payment plan provided for by the Education Code, (Chapter 54, as amended) on or before the end of the 20th class day for each regular semester and the 15th class day for each summer session. Valid contracts with the United States Government for instruction of eligible military personnel and valid contracts with private business and public service-type organizations or institutions such as hospitals may be considered as collections

**SPECIAL PROVISIONS RELATING ONLY TO
STATE AGENCIES OF HIGHER EDUCATION**
(Continued)

thereunder but subject to adjustments after final payment thereof. Financial aid awards processed by the financial aid office but not yet issued to the student may be considered as collections thereunder but subject to adjustments after final payment thereof.

Sec. 17. Compliance with Uniform Recruitment and Retention Strategy. Institutions of higher education shall use the appropriations in this Act to give top priority and consideration to compliance with the spirit and mandates of the Uniform Recruitment and Retention Strategy.

Sec. 18. Formula Variable and Educational and General Income Audits. The Texas Higher Education Coordinating Board in consultation with the State Auditor's Office and the Legislative Budget Board shall clearly define all variables used by the Eightieth Legislature in arriving at formula appropriations for fiscal years 2008 and 2009. According to an audit plan developed in consultation with the Coordinating Board and Legislative Budget Board, all variables of selected formulas used in making fiscal years 2008 and 2009 formula appropriations are subject to audit by the State Auditor. The State Auditor shall report any differences from data submitted by the institutions to the Coordinating Board, the Legislative Budget Board, and the Governor. The Coordinating Board shall then calculate a new appropriations amount for each institution that reported data in conflict with that verified by the Auditor. These calculations shall then be reported to the Legislative Budget Board, Governor, and the Comptroller of Public Accounts and may be used to revise appropriation authority accordingly. The calculation of revised appropriation amounts shall allow each institution an error rate of up to 2 percent of the biennial appropriations related to the variables audited at that institution.

In addition, components of educational and general income reported in the institutional requests for legislative appropriations for fiscal years 2008 and 2009 are subject to audit by the State Auditor.

The State Auditor may request the assistance of an institution's internal auditor in performing the audits described in this section.

Sec. 19. System Offices Funding Authorized. Educational and general funds appropriated to components of The University of Texas, Texas A&M University, University of Houston, Texas Tech University, University of North Texas, Texas State University System, and Texas State Technical College Systems may be transferred or contracted to system offices to provide support for coordination, administration, and other related services.

Sec. 20. Annual Reports of Health Related Institutions Practice Plans. As a limitation and restriction upon appropriations made by this Act, all agencies that have a public health related institution covered under Article III shall not expend funds after a period of 120 days following the close of the fiscal year, unless there has been filed with the Governor, the State Auditor, the Legislative Budget Board, the Legislative Reference Library, and the Comptroller of Public Accounts an annual report as of August 31 of the preceding fiscal year showing the use of practice plan funds. The annual report shall conform to a uniform reporting system developed by the State Auditor's Office for all financial data concerning the health related institutions practice plans.

Sec. 21. Self-insurance Funds. Any funds of an institution of higher education used for or allocated to a self-insurance fund authorized by Government Code § 2259.001 for a risk otherwise insurable by the institution of higher education shall be treated by the Comptroller of Public Accounts as an expenditure of the respective funds. The self-insurance funds so created shall be considered designated funds as that term is used in § 51.008(b) of the Education Code. Any self-insurance fund reserves so created shall not exceed in amount the maximum value determined to be actuarially sound for each such self-insurance program.

Sec. 22. Un-sponsored Charity Care Reporting Requirement. The public health-related institutions listed in Sec. 22, 1. Financially Indigent, shall use the appropriations in this Act to include in their biennial legislative appropriations request information including the actual amount of uncompensated charity care provided through each institution's respective physician practice plan, and if applicable, hospital or clinic using the definition of un-sponsored charity care set forth in the following sub-sections.

1. **Financially Indigent.** Un-sponsored charity care shall include unreimbursed services to the financially indigent. Financially indigent shall mean uninsured or underinsured patients accepted for care with no obligation or a discounted obligation to pay for services rendered based on a teaching hospital's or clinic's formal eligibility system which may include: (a) income levels and means testing or other criteria for determining a patient's inability to pay; or (b) other criteria for determining a patient's inability to pay that are consistent with the hospital's or clinic's mission

**SPECIAL PROVISIONS RELATING ONLY TO
STATE AGENCIES OF HIGHER EDUCATION**
(Continued)

and established policy. The federal poverty level shall serve as an index for the threshold below which patients receiving care at The University of Texas Southwestern Medical Center at Dallas, The University of Texas Medical Branch at Galveston, The University of Texas Health Science Center at Houston, The University of Texas Health Science Center at San Antonio, The University of Texas M.D. Anderson Cancer Center, The University of Texas Health Center at Tyler, Texas A&M University System Health Science Center, The Texas Tech University Health Sciences Center, and The University of North Texas Health Science Center are deemed financially indigent. Financially indigent services include both noncovered services and contractual allowances for patients eligible for the Medicaid program and for the Children with Special Health Care Needs program, services provided under county indigent care contracts (Sec. 23), and services provided under other state or local government programs with eligibility indexed to the federal poverty level.

2. **Medically Indigent.** Unsponsored charity care shall include unreimbursed services to the medically indigent. Medically indigent shall mean patients who are responsible for their living expenses, but whose medical and hospital bills, after payment by third-party payers, where applicable, exceed: (a) a specified percentage of the patient's annual gross income (i.e., catastrophic medical expenses) in accordance with a teaching hospital or clinic's formal eligibility system in such instances where payment would require liquidation of assets critical to living or earning a living; or (b) the criteria for determining a patient's inability to pay as established by the public health-related institutions listed in Sec. 22, 1. Financially Indigent.
3. **Charity Care Determination.** The determination that a patient is financially or medically indigent shall occur within 120 days of the patient's discharge from the hospital or clinic setting or within 120 days of the third party payor settlement.
4. **Contractual Adjustments.** The contractual adjustments to commercial contracts, managed care contracts, and Medicare for the public health-related institutions listed in Sec. 22, 1. Financially Indigent, shall not be counted as unsponsored charity care.
5. **Bad Debt.** Bad debts shall not be counted as unsponsored charity costs. Bad debts shall include the uncollected billed charges for services rendered to patients who do not qualify under the definition of unsponsored charity care.
6. **Patient Income Eligibility Guidelines.** The University of Texas Medical Branch at Galveston, The University of Texas M.D. Anderson Cancer Center, and The University of Texas Health Center at Tyler shall use the federal poverty level indexed at an agreed-upon level as the guideline for determining indigent patient status, and those institutions' eligibility guidelines regarding copayment by patients deemed financially or medically indigent shall be the same.

The University of Texas Southwestern Medical Center at Dallas, The University of Texas Health Science Center at Houston, The University of Texas Health Science Center at San Antonio, Texas A&M University System Health Science Center, the Texas Tech University Health Sciences Center, and The University of North Texas Health Science Center may use as a basis for reporting indigent care statistical samples derived from indigent care determinations made by their affiliated teaching hospitals and designed to estimate the amounts of charity care provided using the definitions established by The University of Texas hospitals noted above.

7. **Physician Practice Plan Upper Payment Limit.** Any amounts received by the Physician Practice Plan from Upper Payment Limit shall be counted as payments received for unsponsored charity care.

Sec. 23. County Indigent Care Contracts.

1. **Contracts Required.** It is the intent of the Legislature that all institutions of higher education providing indigent health care contract with relevant counties in their service area to recover the costs associated with treating those counties' indigent patients.
2. **County Indigent Care Contracts Reporting.** The University of Texas Medical Branch at Galveston, The University of Texas M.D. Anderson Cancer Center, and The University of Texas Health Center at Tyler shall submit to the Legislative Budget Board and the Governor at the end of each fiscal year a list of counties whose indigent residents have been served by each institution; the total amount of reimbursement received by each institution from each county

**SPECIAL PROVISIONS RELATING ONLY TO
STATE AGENCIES OF HIGHER EDUCATION**
(Continued)

pursuant to the Indigent Health Care and Treatment Act; and the total cost, by county, of services provided by each institution for which counties are liable pursuant to the Indigent Health Care and Treatment Act. In addition, each institution shall report annually to the Legislative Budget Board and Governor on the status of contract agreements or negotiations with each county whose indigent residents have been served by the institution.

Sec. 24. Ethics Policy.

1. None of the funds appropriated by this Act may be expended by an institution of higher education until its governing board has filed with the Texas Higher Education Coordinating Board an ethics policy which has been adopted by the board of regents. The ethics policy shall apply to the board of regents and its staff, the administration, staff, and faculty of the institutions under the board's governance.
2. The ethics policy adopted by each board of regents shall include specific provisions regarding sexual harassment.

Sec. 25. Driscoll Children's Hospital. No funds appropriated to a health-related institution of higher education shall be used to replace or duplicate the Driscoll Children's Hospital in caring for children with special health-care needs, including pediatric cardiovascular diseases, or in assuming the direct care of those children. This rider language shall not restrict the traditional referral patterns utilized by physicians to refer patients to health-related institutions.

Sec. 26. Participation in Drug Development Research Projects. A public university may not expend funds appropriated by this Act, including appropriations of grants or gifts, to conduct a drug development research protocol involving a person who is receiving mental health services under a protective custody order, pursuant to Chapter 574, Health and Safety Code. This rider is not intended to limit or prohibit provisions for treatment established under § 576.022, Health and Safety Code.

Sec. 27. Post Tenure Review. None of the funds appropriated by this Act may be expended by an institution of higher education until its governing board has filed with the Texas Higher Education Coordinating Board policies and procedures regarding post tenure review which have been adopted by the board of regents. Post tenure policies shall include review procedures to determine that a tenured faculty member is performing consistently at an acceptable, professional level and a mechanism whereby a faculty member is informed of any deficiencies and provided opportunities to effectively improve his or her performance.

Sec. 28. General Academic Funding. Appropriations made in this Act for formula funding for general academic institutions will consist of four formulas and supplemental items.

1. **Instruction and Operations Formula.** The Instruction and Operations Formula shall provide funding for faculty salaries, including nursing, departmental operating expense, library, instructional administration, research enhancement, student services, and institutional support. These funds are distributed on a weighted semester credit hour basis. The rate per weighted semester credit hour for the 2008-09 biennium is \$59.02.

Weighting is determined by the following matrix:

	Lower Div.	Upper Div.	Masters	Doctoral	Special Professional
Liberal Arts	1.00	1.77	4.01	9.94	
Science	1.67	2.93	7.29	20.05	
Fine Arts	1.50	2.51	5.65	9.78	
Teacher Ed	1.33	1.79	2.68	7.70	
Agriculture	2.02	2.66	7.13	11.97	
Engineering	2.46	3.51	7.39	17.05	
Home Economics	1.17	1.83	3.21	7.10	
Law					3.55
Social Services	1.89	2.09	3.76	12.21	
Library Science	1.14	1.21	3.03	7.68	
Vocational Training	1.90	2.37			
Physical Training	1.29	1.49			
Health Services	1.70	2.44	4.15	9.92	

**SPECIAL PROVISIONS RELATING ONLY TO
STATE AGENCIES OF HIGHER EDUCATION**
(Continued)

- | | | | | | |
|---------------------|------|------|-------|-------|-------|
| Pharmacy | 1.76 | 3.85 | 14.90 | 25.27 | 5.13 |
| Business Admin | 1.18 | 1.68 | 3.70 | 19.08 | |
| Optometry | | | 5.46 | 19.12 | 7.00 |
| Teacher Ed Practice | 1.31 | 1.99 | | | |
| Technology | 1.85 | 2.42 | 5.08 | | |
| Nursing | 2.73 | 3.24 | 5.36 | 11.79 | |
| Developmental Ed | 1.00 | | | | |
| Veterinary Medicine | | | | | 14.24 |
2. **Teaching Experience Supplement.** For the 2008-09 biennium, an additional weight of 10 percent is added to lower division and upper division semester credit hours taught by tenured and tenure-track faculty. Furthermore, it is the intent of the Legislature that the weight shall increase by 10 percent per biennium, up to 50 percent.
3. **Infrastructure Support.** Funding associated with plant-related formulas and utilities shall be distributed by the infrastructure support formula which is driven by the predicted square feet for universities' educational and general activities produced by the Space Projection Model developed by the Coordinating Board. The portion of the formula related to utilities is adjusted to reflect differences in unit costs for purchased utilities, including electricity, natural gas, water and wastewater, and thermal energy. The average rate per square foot is \$6.19.
4. **Supplemental Non-formula Items.** Institutions shall receive a direct reimbursement as applicable for staff group insurance (other educational and general income portion), workers' compensation insurance, unemployment compensation insurance, public education grants, organized activities, scholarships, tuition revenue bond payments, Skiles Act bond payments, and facility lease charges. Institutions may receive an appropriation for special items. Revenue derived from board authorized tuition would still be appropriated to the institutions levying the additional charges.
5. The General Academic Instruction and Operations and Infrastructure formulas shall incorporate the Higher Education Coordinating Board's October 2006 recommendations for mission-specific formula funding for Texas A&M University at Galveston.

These formulas and supplemental items shall be reviewed and updated by study committees appointed by the Higher Education Coordinating Board and recommended changes forwarded to the Legislature, Legislative Budget Board, and Governor by June 1, 2008.

Sec. 29. Health Related Institutions Funding. Appropriations made in this Act for formula funding for health related institutions shall consist of three formulas plus supplemental non-formula items.

1. **Instruction and Operations Support Formula.** The Instruction and Operations Support Formula shall provide funding on a per student or full time equivalent basis. Funding for each instructional program is based on the following funding weights per student, with a base value per weighted student of \$10,841:

<u>Program</u>	<u>Weight Per Student</u>
Allied Health	1.000
Biomedical Science	1.018
Nursing	1.138
Pharmacy	1.670
Public Health	1.721
Dental	4.601
Medical	4.753

- Instructional programs with enrollments of less than 200 students at individual campuses shall receive additional funding to compensate for the diseconomies of scale. The minimum formula shall generate additional funding per student, on a sliding scale, with programs with small enrollments receiving more additional funding per student.
2. **Infrastructure Support Formula.** Funding to the health-related institutions for plant support and utilities shall be distributed by the infrastructure support formula which is driven by the predicted square feet for the health related institutions produced by the Space Projection Model

**SPECIAL PROVISIONS RELATING ONLY TO
STATE AGENCIES OF HIGHER EDUCATION**
(Continued)

developed by the Texas Higher Education Coordinating Board. The rate per square foot is \$7.98 for all health related institutions, excluding The University of Texas M.D. Anderson Cancer Center and The University of Texas Health Center at Tyler. For these two institutions, the per square foot rate is \$7.20.

Because the Space Projection Model does not account for hospital space, separate infrastructure funding for hospital space at The University of Texas Medical Branch at Galveston, The University of Texas M.D. Anderson Cancer Center, and The University of Texas Health Center at Tyler shall be included in the total funding for hospital and patient care activities.

3. **Research Funding.** The health-related institutions shall retain 100 percent of indirect research costs recovered on grants. Each institution also receives research enhancement funding of \$1,412,500 plus 1.5 percent of its research expenditures as reported to the Texas Higher Education Coordinating Board.
4. **Graduate Medical Education Formula.** The Graduate Medical Education Formulas shall provide funding on a per medical resident basis. Funding is based on a base value of \$11,268 per medical resident in an accredited program. Appropriations for Graduate Medical Education for fiscal year 2008 are \$5,634 per resident and appropriations for fiscal year 2009 are \$5,634 per resident.
5. **Health Related Institution Graduate Medical Education.** The funds appropriated above in each of the health-related institutions bill pattern titled Graduate Medical Education (GME) shall be spent to increase the number of resident slots in the State of Texas as well as faculty costs relating to GME. In addition, each health-related institution shall work with the Higher Education Coordinating Board to develop new performance measures relating to increasing the number of resident slots in the State of Texas.
6. **Supplemental Non-formula Items.** Institutions shall receive a direct reimbursement as applicable for staff group insurance, workers' compensation insurance, unemployment insurance, public education grants, medical loans, tuition revenue bond payments, and facility lease charges. Institutions may receive an appropriation for special items. Hospital and clinic operations shall be funded through a combination of hospital and clinic revenue and general revenue.
7. **Formula Study Committees.** These formulas shall be reviewed and updated by study committees appointed by the Texas Higher Education Coordinating Board and recommended changes forwarded to the Legislature, Legislative Budget Board, and Governor by June 1, 2008.
8. **Mission Specific Support.** The University of Texas M.D. Anderson Cancer Center and The University of Texas Health Center at Tyler do not provide formal medical education which qualifies for instruction support under subsection 1 above. Therefore, funding allocated to these institutions shall be based on the following criteria:
 - a. **Pilot program.** It is the intent of the Eightieth Legislature that the General Revenue Operations formula funding provided to The University of Texas M.D. Anderson Cancer Center in Strategy A.4.1, Cancer Center Operations is part of a Pilot Program as described below. The University of Texas M.D. Anderson Cancer Center has a statutory mission to eliminate cancer through patient care, research, education, and prevention. General Revenue funds appropriated to The University of Texas M.D. Anderson Cancer Center in Strategy A.4.1, Cancer Center Operations, shall be based on the total number of Texas cancer patients served at The University of Texas M. D. Anderson Cancer Center. General Revenue appropriations for fiscal years 2008 and 2009 shall be based on the number of total Texas cancer patients served in 2004. The rate per patient shall be \$2,900 in fiscal year 2008 and \$2,900 in fiscal year 2009 for Strategy A.4.1, Cancer Center Operations. For formula funding purposes, the amount of growth in total funding from one biennium to another may not exceed the average growth in funding for Health Related Institutions in the Instruction and Operations formula for the current biennium. The Higher Education Coordinating Board shall monitor and report the validity in funding The University of Texas M.D. Anderson Cancer Center in this manner by December 1, 2008. In the event the report indicates that this new methodology of funding The University of Texas M.D.

**SPECIAL PROVISIONS RELATING ONLY TO
STATE AGENCIES OF HIGHER EDUCATION**
(Continued)

Anderson Cancer Center's Operations formula funding is not appropriate, then it is the intent of the Eightieth Legislature to return funding its cancer center operations to the previous mission specific calculation and funding.

- b. The University of Texas Health Center at Tyler has a statutory mission to conduct research, develop diagnostic and treatment techniques, provide training and teaching programs, and provide diagnosis and treatment of inpatients and outpatients with respiratory diseases. General Revenue funds appropriated to The University of Texas Health Center at Tyler in Strategy A.1.1, Medical Education and Research Items, shall be based on the number of new primary chest disease diagnoses each year in Texas as reported by participating Texas hospitals in the Texas Hospital Association Patient Data System program. General Revenue appropriations for fiscal year 2008 shall be based on the number of new primary chest disease diagnoses reported in 2004, and General Revenue appropriations for fiscal year 2009 shall be based on the number of new primary chest disease diagnoses reported in 2005. The rate per primary chest diagnosis shall be \$6.68 for fiscal year 2008 and \$6.18 for fiscal year 2009.
- c. The University of Texas M.D. Anderson Cancer Center and The University of Texas Health Center at Tyler shall submit to the Legislative Budget Board, Governor, and Texas Higher Education Coordinating Board a copy of the appropriate reports discussed above and supporting documentation which provides the necessary information to calculate the formula allocations in subsections (a) and (b) above.

Sec. 30. Optional Retirement Program Differential. Included in the appropriation to institutions of higher education in this act are general revenue amounts to offset local funds used for the optional retirement program employer contributions between 6.58 percent and 7.31 percent of salaries for employees who were on the state payroll or who were employed by a Public Community or Junior College as of August 31, 1995. These general revenue amounts are included in the funding formulas for general academic institutions and two-year institutions and in the base funding for other institutions of higher education.

Sec. 31. Indirect Cost Recovery Earned by Texas A&M System Agencies. The Texas A&M University System agencies shall report to the Legislative Budget Board in their Legislative Appropriations Requests for the 2010-11 biennium all indirect cost recovery revenue earned on research grants and contracts including amounts collected by the Research Foundation.

Sec. 32. Fire Safety Projects at Institutions of Higher Education. Because of the urgent nature of these projects, it is the intent of the Legislature that institutions of higher education that have major fire safety projects, identified by the State Fire Marshal's Office as not meeting the requirements of the National Fire Protection Association, *Life Safety Code 101*, 2006 Edition, remedy the fire safety issues and complete any related construction and renovation projects as soon as practical. Institutions shall consult with the State Fire Marshal's Office and develop a time line for completion of the projects. Institutions shall implement the interim safety precautions recommended by the State Fire Marshal's Office. The State Fire Marshal shall submit periodic reports to the House Appropriations Committee and Senate Finance Committee on the progress of institutions in remedying the fire safety issues.

Institutions of higher education shall notify parents of students living in dormitories identified by the State Fire Marshal's Office. The notice shall contain information about the actions needed to rectify noncompliance and the time frame in which the institution plans to make improvements in order to comply.

Sec. 33. Funding for Physical Education Courses. No funds appropriated under this act shall be used for contact hours or semester credit hours for students who are registered solely for physical education, weight lifting, group exercises, aerobics, or related courses; have registered for the same such course more than once; and are not seeking a degree plan or certificate of completion of a course of study.

Sec. 34. Faculty Salary Increase Report. The Texas Higher Education Coordinating Board shall report the average salary increase provided to faculty at each general academic institution to the Legislative Budget Board and Governor by January 31 of each fiscal year on a form prescribed by the Texas Higher Education Coordinating Board.

**SPECIAL PROVISIONS RELATING ONLY TO
STATE AGENCIES OF HIGHER EDUCATION**
(Continued)

Sec. 35. Endowed Chairs. Out of funds appropriated to the Texas Higher Education Coordinating Board for Baylor College of Medicine, Houston; University of Texas Health Science Center at Houston; and University of Texas Medical Branch at Galveston, each may expend up to \$1,000,000 out of funds appropriated in this Act to fund one endowed chair or professorship for spinal cord injury research.

Sec. 36. Nursing School Enrollment. The Legislature encourages institutions of higher education who receive state appropriations not to reduce the number of student full-time equivalents enrolled in programs preparing students for licensure as registered nurses in state fiscal years ending August 31, 2008, and August 31, 2009, below the number of student full-time equivalents enrolled for the state fiscal year ending August 31, 2007. This provision shall not be construed as requiring any school to accept an unqualified applicant to its professional nursing program. In the event that a school falls below the required number of students enrolled in professional nursing program by more than 5 percent for the state fiscal year ending August 31, 2008, and the state fiscal year ending August 31, 2009, the school shall report to the Legislative Budget Board and the Texas Higher Education Coordinating Board the reasons for failing to meet the required enrollment.

Sec. 37. Endowed Programs. A state university that, within five years of receiving a donation, diminishes its financial support from local funds for a program created or endowed by the donor shall notify the donor in accordance with the donor agreement. If the agreement so provides, then upon application by the donor, the university shall return the donation or endowment.

Sec. 38. Student Travel Policy. Each governing board of an institution of higher education shall use the appropriations above to adopt a policy regulating travel that is undertaken by one or more students presently enrolled at the institution to reach an activity or event that is located more than 25 miles from the institution that is organized and sponsored by the institution and that is funded by the institution, and the travel is undertaken using a vehicle owned or leased by the institution or required by a student organization registered at the institution.

Sec. 39. Special Item Support. Any appropriations made to special item support strategies throughout this article are intended to supplement existing programs and may not be used to supplant funds.

Sec. 40. Informational Listing - Permanent Funds and Endowments. The following is an informational list of the amounts used to capitalize Permanent Funds and Endowments created by House Bills 1676 and 1945, Seventy-sixth Legislature, and does not make appropriations.

Permanent Health Fund for Higher Education, Fund No. 810	\$ 350,000,000
The University of Texas Health Science Center at San Antonio Endowment, Fund No. 811	\$ 200,000,000
The University of Texas M.D. Anderson Cancer Center Endowment, Fund No. 812	\$ 100,000,000
Texas Tech University Health Sciences Center Endowment (El Paso), Fund No. 820	\$ 25,000,000
The University of Texas Southwestern Medical Center at Dallas Endowment, Fund No. 813	\$ 50,000,000
Texas Tech University Health Sciences Center Endowment (Other Than El Paso), Fund No. 821	\$ 25,000,000
The University of Texas Medical Branch at Galveston Endowment, Fund No. 814	\$ 25,000,000
The University of Texas Health Science Center at Houston Endowment, Fund No. 815	\$ 25,000,000
The University of Texas Health Center at Tyler Endowment, Fund No. 816	\$ 25,000,000

**SPECIAL PROVISIONS RELATING ONLY TO
STATE AGENCIES OF HIGHER EDUCATION**
(Continued)

Texas A&M University System Health Science Center Endowment, Fund No. 818	\$ 25,000,000
University of North Texas Health Science Center at Fort Worth Endowment, Fund No. 819	\$ 25,000,000
Permanent Endowment Fund for The University of Texas Regional Academic Health Center, Fund No. 822	\$ 20,000,000
The University of Texas at El Paso Endowment, Fund No. 817	\$ 25,000,000
Permanent Endowment Fund for the Baylor College of Medicine, Fund No. 823	\$ 25,000,000
Permanent Fund For Higher Education Nursing, Allied Health and Other Health Related Programs, Fund No. 824	\$ 45,000,000
Permanent Fund for Minority Health Research and Education, Fund No. 825	\$ 25,000,000

Sec. 41. License Plate Scholarship Program. In addition to educational and general funds amounts appropriated by this Act, available balances and the portion of fees deposited in the state treasury during the biennium ending August 31, 2007, to the credit of the general academic institutions as provided by VTCA, Transportation Code § 504.615, is appropriated for that period to the general academic teaching institution for which it was credited for the purpose of providing scholarships for students who demonstrate a need for financial assistance.

Sec. 42. Appropriation of Funds from the Permanent Health Fund for Higher Education. Included in the amounts appropriated to health related institutions of higher education is an estimated appropriation based on the institution's allocation of the estimated earnings out of the Permanent Health Fund for Higher Education for each fiscal year of the biennium. Amounts available for distribution from this fund are estimated to be \$15,750,000 each fiscal year of the biennium. The funds appropriated out of the Permanent Health Fund for Higher Education shall be distributed to the institutions of higher education in accordance with Education Code § 63.003 for the purpose of medical research, health education, or treatment programs.

Sec. 43. Tobacco Settlement Receipts - Baylor College of Medicine. Included in the amounts appropriated to the Baylor College of Medicine is an estimated appropriation based on the Baylor College of Medicine's allocation amounts, under § 63.003, Education Code, available for distribution out of the Permanent Health Fund for Higher Education, estimated to be \$1,915,830 in each year of the 2008-09 biennium. These funds are to be used only for purposes specified in Education Code, §§ 63.002 (c), (d), and (f).

Sec. 44. Limitation on Formula Funding Contact and Semester Credit Hours. In order to control costs and limit General Revenue formula appropriations, contact hours or semester credit hours related to a course for which a student is generating formula funding for the third time shall be excluded from being counted in the hours reported by the Higher Education Coordinating Board to the Legislative Budget Board for formula funding.

Sec. 45. Report on Real Property. Institutions of higher education shall use the appropriatons above to submit to the Asset Manager Division in the General Land Office the following information, as the General Land Office may require, in accordance with general law:

1. a description of each item of property by reference to a volume number and page or image number or numbers of the official public records of real property in a particular county, or if not applicable, by a legal description;
2. the date of purchase of the property, if applicable;
3. the purchase price of the property, if applicable;

**SPECIAL PROVISIONS RELATING ONLY TO
STATE AGENCIES OF HIGHER EDUCATION**
(Continued)

4. the name of the institution holding title to the property for the state;
5. a description of the current uses of the property and of the projected future uses of the property during the next 15 years; and
6. a description of each building or other improvement located on the property.
7. If the description of real property required by this section is excessively voluminous, as in the case of parkland, the division may direct the institution in possession of the real property to furnish the description only in summary form, as agreed to by the division and the institution involved.
8. In addition, if the institution of higher education has done an appraisal on the property, the date of the appraisal and the value broken out by land and improvements should be submitted.

Sec. 46. Limitation on Use of Funds.

1. State agencies and institutions of higher education that are appropriated funds from the receipts collected pursuant to the Comprehensive Tobacco Settlement Agreement and Release in this Article shall submit a budget by November 1 of each year of the biennium to the Legislative Budget Board and the Governor. This budget shall describe the purposes and amounts for which such funds will be expended by the state agency or institution of higher education. No funds described in this budget may be expended by the state agency or institution of higher education until the Legislative Budget Board and the Governor receive the budget.
2. Authorized managers of permanent funds and endowments whose earnings are appropriated in this article shall provide a copy of year end financial reports to the Legislative Budget Board and the Governor by November 1 of each year of the biennium. These reports should include, at a minimum, an income statement and balance sheet for each fund, and a summary of the investment return of the fund during the preceding fiscal year.

Sec. 47. Financial Information Reporting Requirement. In addition to the financial information required to be reported in accordance with § 2101.011, Government Code, each university system, general academic institution, and health-related institution receiving appropriations in this Act shall continue to provide to the Higher Education Coordinating Board financial data related to the operation of each system office and institution as was reported in the 2001 annual financial report. Each system office and institution of higher education shall provide the report no later than January 1st of each year using the specific content and format prescribed by the Coordinating Board.

Sec. 48. Program to Encourage Certification to Teach Bilingual Education, English as a Second Language, or Spanish. Of the funds appropriated by this Act to the Texas Higher Education Coordinating Board, the Coordinating Board may use an amount that is not less than \$150,000 for each year of the 2008-09 biennium to develop and operate a program at the University of North Texas System Center at Dallas, in consultation with the university, to provide financial incentives, such as tuition assistance and loan forgiveness, to encourage students who enroll in an educator preparation program at the university to become certified to teach bilingual education, English as a Second Language, or Spanish.

Sec. 49. Texas A&M University System Cost Efficiencies. The Texas A&M University System research and service agencies including the Agricultural Experiment Station, Cooperative Extension, Engineering Experiment Station, Transportation Institute, Engineering Extension Service, Forest Service, and Veterinary Medical Diagnostic Laboratory shall use the appropriations in this Act to contract or out-source administrative functions within the research and service agencies, Texas A&M University, and/or the Texas A&M University System to use the appropriations in this Act in the most cost-effective extent with the goals of reducing administrative costs, increasing efficiencies, and capitalizing on economies of scale.

Sec. 50. Contingent Appropriations for Small Business Development Centers. Of the appropriations identified elsewhere in this Article for individual institutions' Small Business Development Center(s), the amounts listed below are contingent upon certification by the Comptroller of Public Accounts that the activities of each network of Small Business Development Centers will

(Continued)

- a. An amount not to exceed \$1,501,731 in each year of the biennium is appropriated to the network of Small Business Development Centers affiliated with the lead center hosted by the Dallas County Community College.¹

b. An amount not to exceed \$1,636,828 in each year of the biennium is appropriated to the network of Small Business Development Centers affiliated with the lead center hosted by Texas Tech University in the amounts listed below.

c. An amount not to exceed \$3,288,957 in each year of the biennium is appropriated to the network of Small Business Development Centers affiliated with the lead center hosted by the University of Houston in the amounts listed below.²

d. An amount not to exceed \$4,582,496 in each year of the biennium is appropriated to the network of Small Business Development Centers affiliated with the lead center hosted by The University of Texas at San Antonio in the amounts listed below.³

Sec. 51. Display and Availability of Health Information. The legislature intends that an institution of higher education, as defined by § 61.003, Education Code, that spends appropriated money to support a student health center or similar facility that displays or makes available to students pamphlets, brochures, or similar printed material relating to health issues will make available to female students copies of the current edition of the brochure published by the Department of State Health Services entitled "A Woman's Right to Know."

³ Comptroller revenue certification letter dated August 29, 2007.

**SPECIAL PROVISIONS RELATING ONLY TO
STATE AGENCIES OF HIGHER EDUCATION**
(Continued)

Sec. 52. Report Concerning Designated Tuition.

- (a) Not later than January 1, 2008, the governing board of each public institution of higher education that charges students designated tuition under § 54.0513, Education Code, shall use the appropriations in the Act to report to the legislature, for the 2006-2007 and 2007-2008 academic years:
- (1) the amount the institution has collected in designated tuition;
 - (2) the purposes for which the institution spent the money derived from designated tuition and the amount of that money spent for each of those purposes; and
 - (3) the amount set aside from designated tuition for resident undergraduate and graduate student assistance under §§ 56.011 and 56.012, Education Code.
- (b) In addition to the information reported under Subsection (a), not later than January 1, 2008, the governing board of each institution of higher education shall report to the legislature the total academic cost for resident undergraduates enrolled for 15 semester credit hours. The information reported shall be derived from actual fee bills for the 2006 fall semester and the 2005 spring and fall semesters and must reflect the actual charges, before any adjustments or discounts are applied for waivers, exemptions, or other discounts, in the following categories:⁴
- (1) statutory tuition;
 - (2) designated tuition;
 - (3) mandatory fees; and
 - (4) average college and course fees, which must include all academic related fees and charges not reported under (1), (2), or (3), such as fees for laboratories, field trips, multimedia, equipment replacement, and instructional technology, but should not include charges for voluntary services ("optional fees").
- (c) Reports required by this section shall be delivered to the Lieutenant Governor, the Speaker of the House, the chair of the Senate Finance Committee, the chair of the House Appropriations Committee, and the members of the Legislative Oversight Committee on Higher Education.

Sec. 53. Texas A&M System Agencies' Infrastructure Support Inside Brazos County. Funding associated with infrastructure expenses and utilities for the Texas A&M System Agencies inside Brazos County shall be determined by the infrastructure support formula as outlined in Section 28 (3). Infrastructure support for the A&M System Agencies shall be determined by multiplying the Texas

A&M University rate as determined under Section 28 (3) (estimated to be \$6.13) times the square footage provided by the Space Projection Model developed by the Coordinating Board.

Sec. 54. Special Item Appropriations. In addition to the amounts appropriated elsewhere in this Act, the following amounts of General Revenue are appropriated for the 2008-09 biennium to each of the institutions and agencies listed below:

2008-09		
Higher Education Coordinating Board ⁵	Quantitative Study	\$0
Community Colleges, Bachelor of Applied Technology	BAT Degrees	600,000
Texas Tech University	Institutional Enhancement	5,200,000
Angelo State University	Museum of Fine Arts	0
Texas Cooperative Extension	Extend Program Delivery	0
Prairie View A&M University	Agriculture Match	4,000,000
Prairie View A&M University	Community Development	100,000
Texas AgriLife Research ⁶	Biological Energy Alliance	4,000,000
Texas AgriLife Research	Obesity Research (S&W Temple)	0

⁴ Modified to correct error.

⁵ The Governor vetoed appropriations out of the General Revenue Fund in the amount of \$35,809,258. See the Governor's Veto Proclamation.

⁶ Modified to correct name.

**SPECIAL PROVISIONS RELATING ONLY TO
STATE AGENCIES OF HIGHER EDUCATION**
(Continued)

Texas AgriLife Research ⁷	Feedyard Beef Cattle Production	850,000
Texas A&M University	Summer School	3,000,000
Texas A&M University Kingsville	Wildlife Research	62,080
University of Houston - Victoria	Master's Degree in Nursing	1,100,000
The University of Texas at Austin	Marine Science Institute	2,000,000
The University of Texas at Dallas	Science Engineering and Math	2,000,000
The University of Texas at San Antonio ⁸	San Antonio Life Science Institute	0
The University of Texas - Tyler	Institutional Enhancement	1,500,000
Veterinary Medical Diagnostic Lab	Bio Safety Lab	2,000,000
West Texas A&M University	Engineering Program	0
Angelo State University	Institutional Enhancement	1,000,000
Texas A&M International University	Student Success	0
Texas State University - San Marcos	School Safety Center	3,000,000
University of Houston	Wind Energy	5,000,000
A&M University Health Science Center	Medical School Expansion	19,000,000
Texas Tech Health Sciences Center	Cancer Research	4,800,000
Texas Tech Health Sciences Center	Physician Assistant Program	1,016,500
UT Health Science Center - Houston	World's Greatest Scientist	5,000,000
UT Health Science Center - Houston	Public Health Expansion	0
UT Health Science Center - San Antonio	San Antonio Life Science Institute	0
UT Southwestern Medical Center	Obesity, Diabetes & Metabolism	18,000,000
A&M University Health Science Center	Med. School Expansion - Temple	4,000,000
UT Medical Branch - Galveston	Stark Diabetes Center	0
Texas State University System	System Operations	0
Texas Tech University System	System Operations	0
University of Houston System	System Operations	0
University of North Texas System	System Operations	0
Total		\$87,228,580

Obesity Research. Included in amounts appropriated above to Texas AgriLife Research is \$2,000,000 in General Revenue for the biennium for obesity research. This appropriation is contingent upon the Comptroller's certification of available General Revenue of \$2,000,000 for the biennium above the Comptroller's January 2007 Biennial Revenue Estimate.

Student Success. Funds appropriated above to Texas A&M University - International for the Student Success strategy, \$2,500,000 per year shall be used to support and expand the following programs; PHD Programs in Business, Joint Degree Program, Joint Education Outreach in Math and Science and International Academy.

Wind Energy. Funds appropriated above to the University of Houston in the amount of \$5,000,000 in General Revenue funds for the Department of Energy Wind Blade Facility are contingent upon the U.S. Department of Energy awarding the Cooperative Research and Development Agreement for the development of a National Large Wind Turbine Research and Testing Facility to the State of Texas.

Medical School Expansion. Out of the funds appropriated above in for Medical School Expansion at the Texas A&M University System Health Science Center, \$10,000,000 shall be used for the expansion of the Temple campus and \$9,000,000 shall be used to build and support clinical facilities for the Round Rock campus.

Obesity, Diabetes and Metabolism. Included in amounts appropriated above to the The University of Texas Southwestern Medical Center, is \$8,000,000 in General Revenue for the biennium for obesity, diabetes and metabolism. This appropriation is contingent upon the Comptroller's certification of available General Revenue of \$8,000,000 for the biennium above the Comptroller's January 2007 Biennial Revenue Estimate.⁹

⁷ Modified to correct name.

⁸ The Governor vetoed appropriations out of the General Revenue Fund in the amount of \$35,809,258. See the Governor's Veto Proclamation.

⁹ Comptroller revenue certification letter dated August 1, 2007.

**SPECIAL PROVISIONS RELATING ONLY TO
STATE AGENCIES OF HIGHER EDUCATION**
(Continued)

Cancer Research. Funds appropriated above to the Texas Tech University Health Sciences Center for cancer research in the amount of \$4,800,000 is appropriated for a pilot program for new research opportunities for clinical trails in rural and underserved areas of Texas. These services shall be delivered in partnership with an established research entity conducting peer-reviewed research in cancer therapy and control. The amount of funds expended by Texas Tech University Health Sciences Center on the pilot program shall be limited to the amounts outlined in this rider. The appropriation of the funds is contingent upon the execution of a memorandum of understanding between the health science center and an established research entity that conduct peer-reviewed, audited research in cancer therapy and control. Any unexpended balance as of August 31, 2008 is hereby appropriated for the same purposes in fiscal year 2009.

Medical School Expansion - Temple. Funds appropriated above for Texas A&M University Health Science Center for Medical School Expansion - Temple in the amount of \$4,000,000 from the General Revenue Fund in a one-time appropriation in fiscal year 2009 for the purpose of leasing facilities in Temple for education space to support expanding the class size of the College of Medicine.

Sec. 55. Higher Education Incentive Funding. Higher Education incentive funding consists of the following:

1. **Appropriations for the Texas Competitive Knowledge Fund.** The amounts listed below for informational purposes are appropriated out of the General Revenue fund elsewhere in this Act in each affected institution's "Texas Competitive Knowledge" strategy and shall be expended to support faculty for the purpose of instructional excellence and research. Any unexpended balances as of August 31, 2008 elsewhere in this Act, are hereby appropriated for the same purpose for the fiscal year beginning September 1, 2008.

	2008	2009
The University of Texas at Austin	\$19,694,386	\$19,694,386
Texas A&M University	\$20,263,734	\$20,263,732
University of Houston	\$4,099,811	\$4,099,810
Texas Tech University	\$2,545,879	\$2,545,877
Total	\$46,603,810	\$46,603,805

Included in amounts appropriated above is \$7,500,000 in General Revenue in fiscal year 2008 and \$7,500,000 in General Revenue in fiscal year 2009. A proportional amount of the \$7,500,000 in appropriations made to each institution in the "Texas Competitive Knowledge" strategy is contingent upon the Comptroller's certification of available General Revenue of \$15,000,000 for the biennium above the Comptroller's January 2007 Biennial Revenue Estimate.¹⁰

2. **Appropriations for the Research Development Fund.** The amounts listed below for informational purposes are appropriated in each affected institution's "Research Development Fund" strategy and shall be expended only for the purpose defined in Education Code §62.091. Any unexpended balances as of August 31, 2008, are hereby appropriated for the same purpose for the fiscal year beginning September 1, 2008.

	<u>2008</u>	<u>2009</u>
UT Arlington	\$3,182,092	\$3,182,092
UT Dallas	4,932,680	4,932,680
UT El Paso	4,207,215	4,207,215
UT Pan American	654,719	654,719
UT Brownsville	691,139	691,139
UT Permian Basin	203,877	203,877
UT San Antonio	2,981,369	2,981,369
UT Tyler	119,630	119,630
Texas A&M Univ. at Galveston	579,142	579,142
Tarleton State University	1,292,371	1,292,371
Texas A&M University - Corpus Christi	1,175,925	1,175,925
Texas A&M University - Kingsville	1,326,883	1,236,883

¹⁰ Comptroller revenue certification letter dated August 1, 2007.

**SPECIAL PROVISIONS RELATING ONLY TO
STATE AGENCIES OF HIGHER EDUCATION**
(Continued)

Texas A&M International University	21,820	21,820
West Texas A&M University	486,266	486,266
Texas A&M - Commerce	118,151	118,151
University of Houston	7,494,929	7,494,929
UH-Clear Lake	106,264	106,264
UH-Downtown	86,925	86,925
UH-Victoria	837	837
Midwestern State University	16,846	16,846
University of North Texas	1,857,230	1,857,230
Stephen F. Austin State University	494,148	494,148
Texas Southern University	655,294	655,294
Texas Tech University	5,479,373	5,479,373
Texas Woman's University	217,796	217,796
Angelo State University	63,044	63,044
Lamar University	233,239	233,239
Sam Houston State University	499,400	499,400
Texas State University - San Marcos	948,722	948,772
Sul Ross State University	<u>304,038</u>	<u>304,038</u>
	\$40,431,414	\$40,431,414

3. **Professional Nursing Shortage Reduction Program.** Strategy D.1.12, at the Higher Education Coordinating Board, funded at \$7,350,000 for fiscal year 2008 and \$7,350,000 for fiscal year 2009 and directed through Rider 40 in the Higher Education Coordinating Board bill pattern.
4. **Higher Education Performance Incentive Initiative.** In addition to amounts appropriated elsewhere in this Act, \$100,000,000 in General Revenue funds are hereby appropriated for fiscal year 2009 for the Higher Education Performance Incentive Initiative at the Higher Education Coordinating Board.

The Higher Education Coordinating Board in conjunction with the Governor's Office shall develop an incentive program for the improvement in teaching and educational excellence at Texas public general academic teaching institutions. These funds may also be used to provide scholarships for undergraduate students who have graduated with a grade point average in the top 10 percent of the student's high school graduating class from an accredited Texas High School.

The Higher Education Coordinating Board shall submit an initial proposal to the Legislative Budget Board and the Governor's Office for the Higher Education Performance Incentive Initiative program by January 1, 2008.

**RECAPITULATION - ARTICLE III
AGENCIES OF EDUCATION
(General Revenue)¹**

	For the Years Ending	
	August 31, 2008	August 31, 2009
Texas Education Agency	\$ 14,772,003,551	\$ 16,707,048,074
School for the Blind and Visually Impaired	13,761,974	13,453,501
School for the Deaf	18,402,354	16,316,296
Teacher Retirement System	1,615,051,416	1,679,207,796
Optional Retirement Program	121,564,539	126,427,120
Higher Education Employees Group Insurance Contributions	502,899,303	348,926,726
Higher Education Coordinating Board	482,985,847	550,723,283
Higher Education Fund	262,500,000	262,500,000
The University of Texas System Administration	7,321,994	7,321,994
The University of Texas at Arlington	91,800,295	91,778,750
The University of Texas at Austin	270,599,384	268,165,109
The University of Texas at Dallas	70,025,671	67,931,941
The University of Texas at El Paso	74,282,853	74,155,110
The University of Texas - Pan American	61,259,191	61,265,464
The University of Texas at Brownsville	25,719,392	25,716,477
The University of Texas of the Permian Basin	28,420,041	28,530,464
The University of Texas at San Antonio	95,475,461	95,483,782
The University of Texas at Tyler	30,840,988	29,322,190
Texas A&M University System Administrative and General Offices	7,603,355	6,195,358
Texas A&M University	245,757,297	242,459,023
Texas A&M University at Galveston	16,135,736	16,123,176
Prairie View A&M University	56,390,293	51,754,071
Tarleton State University	40,645,351	40,641,796
Texas A&M University - Corpus Christi	48,227,724	47,618,965
Texas A&M University - Kingsville	39,989,739	39,871,362
Texas A&M International University	39,455,436	39,438,866
West Texas A&M University	30,146,778	30,126,436
Texas A&M University - Commerce	33,313,076	33,309,947
Texas A&M University - Texarkana	16,443,531	16,440,546
University of Houston System Administration	2,602,180	2,605,268
University of Houston	159,275,465	154,134,306
University of Houston - Clear Lake	29,633,030	29,603,007
University of Houston - Downtown	28,668,957	28,642,161
University of Houston - Victoria	16,631,225	15,525,679
Midwestern State University	18,871,689	19,174,314
University of North Texas System Administration	7,553,109	9,662,719
University of North Texas	105,760,564	105,625,491
Stephen F. Austin State University	43,677,367	43,685,586
Texas Southern University	67,158,300	61,349,778
Texas Tech University System Administration	415,047	415,047
Texas Tech University	140,130,445	134,862,321
Angelo State University	24,726,357	24,663,498
Texas Woman's University	57,028,725	56,955,250
Texas State University System	1,133,248	1,133,248
Lamar University	33,752,251	33,702,149
Lamar Institute of Technology	8,865,737	8,862,913
Lamar State College - Orange	6,828,024	6,822,724
Lamar State College - Port Arthur	8,933,819	9,386,001
Sam Houston State University	44,480,170	44,335,355
Texas State University - San Marcos	88,731,855	85,571,099
Sul Ross State University	15,119,113	15,082,542
Sul Ross State University Rio Grande College	5,375,824	5,375,974
The University of Texas Southwestern Medical Center at Dallas	157,782,340	139,830,547
The University of Texas Medical Branch at Galveston	228,954,955	228,794,181
The University of Texas Health Science Center at Houston	147,107,649	142,092,911
The University of Texas Health Science Center at San Antonio	141,400,083	141,262,446
The University of Texas M.D. Anderson Cancer Center	152,739,888	152,721,131
The University of Texas Health Center at Tyler	34,905,094	34,908,244

RECAPITULATION - ARTICLE III
AGENCIES OF EDUCATION
(General Revenue)
(Continued)

Texas A&M University System Health Science Center	99,895,788	85,694,894
University of North Texas Health Science Center at Fort Worth	56,385,726	56,388,382
Texas Tech University Health Sciences Center	153,866,176	133,502,277
Public Community/Junior Colleges	860,412,423	858,812,422
Texas State Technical College System Administration	3,531,910	3,531,909
Texas State Technical College - Harlingen	17,974,590	17,972,376
Texas State Technical College - West Texas	12,046,863	12,040,590
Texas State Technical College - Marshall	4,047,840	4,046,203
Texas State Technical College - Waco	25,503,459	25,327,546
Texas Agricultural Experiment Station	58,603,149	53,753,149
Texas Cooperative Extension	47,389,878	47,389,878
Texas Engineering Experiment Station	13,749,278	13,749,278
Texas Engineering Extension Service	6,867,865	6,867,865
Texas Forest Service	15,366,691	15,366,691
Texas Veterinary Medical Diagnostic Laboratory	<u>7,170,616</u>	<u>5,170,615</u>
Subtotal, Agencies of Education	<u>\$ 22,280,077,332</u>	<u>\$ 24,094,653,588</u>
Retirement and Group Insurance	21,020,327	21,739,783
Social Security and Benefit Replacement Pay	<u>199,464,220</u>	<u>206,285,235</u>
Subtotal, Employee Benefits	<u>\$ 220,484,547</u>	<u>\$ 228,025,018</u>
Bond Debt Service Payments	2,424,425	4,497,044
Lease Payments	<u>6,351,521</u>	<u>6,304,925</u>
Subtotal, Debt Service	<u>\$ 8,775,946</u>	<u>\$ 10,801,969</u>
TOTAL, ARTICLE III - AGENCIES OF EDUCATION	<u><u>\$ 22,509,337,825</u></u>	<u><u>\$ 24,333,480,575</u></u>

¹ Appropriation figures in HB 1, Conference Committee Report, 80th Legislature, Regular Session, have been adjusted to incorporate certain provisions elsewhere in agency bill patterns, certain Article IX appropriations, Governor’s vetoes, HB 15, and other miscellaneous bills. For specific adjustments, please see agency bill patterns.

**RECAPITULATION - ARTICLE III
AGENCIES OF EDUCATION
(General Revenue - Dedicated)¹**

	For the Years Ending	
	August 31, 2008	August 31, 2009
Texas Education Agency	\$ 96,590,140	\$ 86,140
Teacher Retirement System	81,139,968	85,196,966
Optional Retirement Program	25,879,254	26,914,424
Higher Education Coordinating Board	24,786,113	19,312,112
The University of Texas at Arlington	44,459,816	44,526,505
The University of Texas at Austin	104,109,638	104,466,359
The University of Texas at Dallas	29,940,946	30,079,213
The University of Texas at El Paso	25,356,988	25,536,554
The University of Texas - Pan American	21,390,443	21,401,656
The University of Texas at Brownsville	3,898,847	3,904,005
The University of Texas of the Permian Basin	4,286,653	4,292,213
The University of Texas at San Antonio	38,637,239	38,692,605
The University of Texas at Tyler	6,602,412	6,607,764
Texas A&M University System Administrative and General Offices	4,100,000	4,100,000
Texas A&M University	81,637,542	82,067,860
Texas A&M University at Galveston	3,090,199	3,103,249
Prairie View A&M University	14,513,274	14,543,177
Tarleton State University	12,127,057	12,142,211
Texas A&M University - Corpus Christi	11,794,965	11,814,870
Texas A&M University - Kingsville	9,947,657	9,993,430
Texas A&M International University	5,947,033	5,970,921
West Texas A&M University	9,772,665	9,798,837
Texas A&M University - Commerce	11,646,893	11,668,171
Texas A&M University - Texarkana	2,146,896	2,153,096
University of Houston	59,132,619	59,339,792
University of Houston - Clear Lake	10,930,961	10,967,235
University of Houston - Downtown	13,160,664	13,198,577
University of Houston - Victoria	3,107,993	3,110,520
Midwestern State University	7,815,421	7,867,486
University of North Texas	50,759,164	50,980,468
Stephen F. Austin State University	16,666,607	16,679,801
Texas Southern University	23,035,368	23,131,038
Texas Tech University	47,167,091	47,299,041
Angelo State University	8,270,660	8,287,766
Texas Woman's University	18,577,311	18,619,240
Texas State University System	146,000	5,000
Lamar University	13,101,324	13,162,195
Lamar Institute of Technology	2,222,674	2,222,674
Lamar State College - Orange	2,205,669	2,220,372
Lamar State College - Port Arthur	1,308,102	1,308,102
Sam Houston State University	35,914,196	31,727,073
Texas State University - San Marcos	38,674,100	38,716,034
Sul Ross State University	2,548,992	2,554,873
Sul Ross State University Rio Grande College	972,175	972,628
The University of Texas Southwestern Medical Center at Dallas	9,687,422	9,761,367
The University of Texas Medical Branch at Galveston	13,626,770	14,926,770
The University of Texas Health Science Center at Houston	13,134,731	13,137,952
The University of Texas Health Science Center at San Antonio	8,416,073	8,559,166
The University of Texas M.D. Anderson Cancer Center	16,914,573	17,168,727
The University of Texas Health Center at Tyler	272,762	272,223
Texas A&M University System Health Science Center	6,164,627	6,625,858
University of North Texas Health Science Center at Fort Worth	4,444,842	4,444,842
Texas Tech University Health Sciences Center	9,178,485	9,161,376
Texas State Technical College System Administration	337,557	337,557
Texas State Technical College - Harlingen	6,348,130	6,381,155

RECAPITULATION - ARTICLE III
AGENCIES OF EDUCATION
(General Revenue - Dedicated)
(Continued)

Texas State Technical College - West Texas	2,876,548	2,932,166
Texas State Technical College - Marshall	872,639	877,381
Texas State Technical College - Waco	7,385,171	7,421,062
Texas Agricultural Experiment Station	500,000	500,000
Texas Engineering Experiment Station	952,019	952,019
Texas Forest Service	<u>15,756,000</u>	<u>15,752,000</u>
Subtotal, Agencies of Education	<u>\$ 1,146,388,078</u>	<u>\$ 1,049,953,874</u>
Retirement and Group Insurance	4,819	5,111
Social Security and Benefit Replacement Pay	<u>40,380,232</u>	<u>41,792,627</u>
Subtotal, Employee Benefits	<u>\$ 40,385,051</u>	<u>\$ 41,797,738</u>
TOTAL, ARTICLE III - AGENCIES OF EDUCATION	<u>\$ 1,186,773,129</u>	<u>\$ 1,091,751,612</u>

¹ Appropriation figures in HB 1, Conference Committee Report, 80th Legislature, Regular Session, have been adjusted to incorporate certain provisions elsewhere in agency bill patterns, certain Article IX appropriations, Governor’s vetoes, HB 15, and other miscellaneous bills. For specific adjustments, please see agency bill patterns.

**RECAPITULATION - ARTICLE III
AGENCIES OF EDUCATION
(Federal Funds)¹**

	For the Years Ending	
	August 31, <u>2008</u>	August 31, <u>2009</u>
Texas Education Agency	\$ 4,180,465,987	\$ 4,297,051,220
School for the Blind and Visually Impaired	2,380,908	2,380,908
School for the Deaf	1,023,572	917,372
Higher Education Coordinating Board	61,479,988	62,059,357
Texas Agricultural Experiment Station	6,364,973	6,364,973
Texas Cooperative Extension	10,645,630	10,645,630
Texas Engineering Experiment Station	52,843,520	52,837,520
Texas Transportation Institute	4,000,000	4,000,000
Texas Engineering Extension Service	28,450,102	28,450,102
Texas Forest Service	4,090,270	4,090,270
Texas Veterinary Medical Diagnostic Laboratory	<u>300,000</u>	<u>300,000</u>
Subtotal, Agencies of Education	<u>\$ 4,352,044,950</u>	<u>\$ 4,469,097,352</u>
Retirement and Group Insurance	3,696,222	3,800,741
Social Security and Benefit Replacement Pay	<u>1,488,865</u>	<u>1,504,566</u>
Subtotal, Employee Benefits	<u>\$ 5,185,087</u>	<u>\$ 5,305,307</u>
TOTAL, ARTICLE III - AGENCIES OF EDUCATION	<u>\$ 4,357,230,037</u>	<u>\$ 4,474,402,659</u>

¹ Appropriation figures in HB 1, Conference Committee Report, 80th Legislature, Regular Session, have been adjusted to incorporate certain provisions elsewhere in agency bill patterns, certain Article IX appropriations, Governor’s vetoes, HB 15, and other miscellaneous bills. For specific adjustments, please see agency bill patterns.

**RECAPITULATION - ARTICLE III
AGENCIES OF EDUCATION
(Other Funds)¹**

	For the Years Ending	
	August 31, 2008	August 31, 2009
Texas Education Agency	\$ 5,271,436,896	\$ 4,933,262,896
School for the Blind and Visually Impaired	71,084,072	2,797,464
School for the Deaf	4,351,826	4,351,826
Teacher Retirement System	53,577,221	53,061,082
Higher Education Employees Group Insurance Contributions	569,101	569,101
Higher Education Coordinating Board	38,694,969	38,736,123
The University of Texas System Administration	1,102,000	1,102,000
Available University Fund	462,234,092	502,526,413
The University of Texas at El Paso	1,239,945	1,239,945
The University of Texas - Pan American	321,001	321,001
Texas A&M University	2,661,938	2,721,100
Texas A&M International University	193,525	193,525
The University of Texas Southwestern Medical Center at Dallas	4,329,000	4,329,000
The University of Texas Medical Branch at Galveston	330,356,921	330,356,921
The University of Texas Health Science Center at Houston	9,288,745	9,481,753
The University of Texas Health Science Center at San Antonio	11,754,984	11,751,194
The University of Texas M.D. Anderson Cancer Center	1,966,255,567	2,181,498,654
The University of Texas Health Center at Tyler	44,154,924	45,878,389
Texas A&M University System Health Science Center	7,753,515	7,744,179
University of North Texas Health Science Center at Fort Worth	2,280,420	2,280,420
Texas Tech University Health Sciences Center	3,648,600	3,648,600
Texas Agricultural Experiment Station	5,687,164	5,687,164
Texas Cooperative Extension	8,720,670	8,720,670
Texas Engineering Experiment Station	26,886,754	26,886,154
Texas Transportation Institute	37,119,885	37,119,885
Texas Engineering Extension Service	42,100,885	42,100,885
Texas Forest Service	2,405,728	2,401,728
Texas Veterinary Medical Diagnostic Laboratory	<u>8,714,052</u>	<u>8,714,053</u>
Subtotal, Agencies of Education	<u>\$ 8,418,924,400</u>	<u>\$ 8,269,482,125</u>
Retirement and Group Insurance	470,187	481,531
Social Security and Benefit Replacement Pay	<u>11,933,398</u>	<u>12,294,598</u>
Subtotal, Employee Benefits	<u>\$ 12,403,585</u>	<u>\$ 12,776,129</u>
Less Interagency Contracts	<u>\$ 64,950,129</u>	<u>\$ 64,950,729</u>
TOTAL, ARTICLE III - AGENCIES OF EDUCATION	<u>\$ 8,366,377,856</u>	<u>\$ 8,217,307,525</u>

¹ Appropriation figures in HB 1, Conference Committee Report, 80th Legislature, Regular Session, have been adjusted to incorporate certain provisions elsewhere in agency bill patterns, certain Article IX appropriations, Governor’s vetoes, HB 15, and other miscellaneous bills. For specific adjustments, please see agency bill patterns.

**RECAPITULATION - ARTICLE III
AGENCIES OF EDUCATION
(All Funds)¹**

	For the Years Ending	
	August 31, 2008	August 31, 2009
Texas Education Agency	\$ 24,320,496,574	\$ 25,937,448,330
School for the Blind and Visually Impaired	87,226,954	18,631,873
School for the Deaf	23,777,752	21,585,494
Teacher Retirement System	1,749,768,605	1,817,465,844
Optional Retirement Program	147,443,793	153,341,544
Higher Education Employees Group Insurance Contributions	503,468,404	349,495,827
Higher Education Coordinating Board	607,946,917	670,830,875
Higher Education Fund	262,500,000	262,500,000
The University of Texas System Administration	8,423,994	8,423,994
Available University Fund	462,234,092	502,526,413
The University of Texas at Arlington	136,260,111	136,305,255
The University of Texas at Austin	374,709,022	372,631,468
The University of Texas at Dallas	99,966,617	98,011,154
The University of Texas at El Paso	100,879,786	100,931,609
The University of Texas - Pan American	82,970,635	82,988,121
The University of Texas at Brownsville	29,618,239	29,620,482
The University of Texas of the Permian Basin	32,706,694	32,822,677
The University of Texas at San Antonio	134,112,700	134,176,387
The University of Texas at Tyler	37,443,400	35,929,954
Texas A&M University System Administrative and General Offices	11,703,355	10,295,358
Texas A&M University	330,056,777	327,247,983
Texas A&M University at Galveston	19,225,935	19,226,425
Prairie View A&M University	70,903,567	66,297,248
Tarleton State University	52,772,408	52,784,007
Texas A&M University - Corpus Christi	60,022,689	59,433,835
Texas A&M University - Kingsville	49,937,396	49,864,792
Texas A&M International University	45,595,994	45,603,312
West Texas A&M University	39,919,443	39,925,273
Texas A&M University - Commerce	44,959,969	44,978,118
Texas A&M University - Texarkana	18,590,427	18,593,642
University of Houston System Administration	2,602,180	2,605,268
University of Houston	218,408,084	213,474,098
University of Houston - Clear Lake	40,563,991	40,570,242
University of Houston - Downtown	41,829,621	41,840,738
University of Houston - Victoria	19,739,218	18,636,199
Midwestern State University	26,687,110	27,041,800
University of North Texas System Administration	7,553,109	9,662,719
University of North Texas	156,519,728	156,605,959
Stephen F. Austin State University	60,343,974	60,365,387
Texas Southern University	90,193,668	84,480,816
Texas Tech University System Administration	415,047	415,047
Texas Tech University	187,297,536	182,161,362
Angelo State University	32,997,017	32,951,264
Texas Woman's University	75,606,036	75,574,490
Texas State University System	1,279,248	1,138,248
Lamar University	46,853,575	46,864,344
Lamar Institute of Technology	11,088,411	11,085,587
Lamar State College - Orange	9,033,693	9,043,096
Lamar State College - Port Arthur	10,241,921	10,694,103
Sam Houston State University	80,394,366	76,062,428
Texas State University - San Marcos	127,405,955	124,287,133
Sul Ross State University	17,668,105	17,637,415
Sul Ross State University Rio Grande College	6,347,999	6,348,602
The University of Texas Southwestern Medical Center at Dallas	171,798,762	153,920,914
The University of Texas Medical Branch at Galveston	572,938,646	574,077,872
The University of Texas Health Science Center at Houston	169,531,125	164,712,616
The University of Texas Health Science Center at San Antonio	161,571,140	161,572,806

RECAPITULATION - ARTICLE III
AGENCIES OF EDUCATION
(All Funds)
(Continued)

The University of Texas M.D. Anderson Cancer Center	2,135,910,028	2,351,388,512
The University of Texas Health Center at Tyler	79,332,780	81,058,856
Texas A&M University System Health Science Center	113,813,930	100,064,931
University of North Texas Health Science Center at Fort Worth	63,110,988	63,113,644
Texas Tech University Health Sciences Center	166,693,261	146,312,253
Public Community/Junior Colleges	860,412,423	858,812,422
Texas State Technical College System Administration	3,869,467	3,869,466
Texas State Technical College - Harlingen	24,322,720	24,353,531
Texas State Technical College - West Texas	14,923,411	14,972,756
Texas State Technical College - Marshall	4,920,479	4,923,584
Texas State Technical College - Waco	32,888,630	32,748,608
Texas Agricultural Experiment Station	71,155,286	66,305,286
Texas Cooperative Extension	66,756,178	66,756,178
Texas Engineering Experiment Station	94,431,571	94,424,971
Texas Transportation Institute	41,119,885	41,119,885
Texas Engineering Extension Service	77,418,852	77,418,852
Texas Forest Service	37,618,689	37,610,689
Texas Veterinary Medical Diagnostic Laboratory	<u>16,184,668</u>	<u>14,184,668</u>
Subtotal, Agencies of Education	<u>\$ 36,197,434,760</u>	<u>\$ 37,883,186,939</u>
Retirement and Group Insurance	25,191,555	26,027,166
Social Security and Benefit Replacement Pay	<u>253,266,715</u>	<u>261,877,026</u>
Subtotal, Employee Benefits	<u>\$ 278,458,270</u>	<u>\$ 287,904,192</u>
Bond Debt Service Payments	2,424,425	4,497,044
Lease Payments	<u>6,351,521</u>	<u>6,304,925</u>
Subtotal, Debt Service	<u>\$ 8,775,946</u>	<u>\$ 10,801,969</u>
Less Interagency Contracts	<u>\$ 64,950,129</u>	<u>\$ 64,950,729</u>
TOTAL, ARTICLE III - AGENCIES OF EDUCATION	<u><u>\$ 36,419,718,847</u></u>	<u><u>\$ 38,116,942,371</u></u>
Number of Full-Time-Equivalents (FTE)-Appropriated Funds	84,323.9	84,334.4

¹ Appropriation figures in HB 1, Conference Committee Report, 80th Legislature, Regular Session, have been adjusted to incorporate certain provisions elsewhere in agency bill patterns, certain Article IX appropriations, Governor’s vetoes, HB 15, and other miscellaneous bills. For specific adjustments, please see agency bill patterns.

ARTICLE IV

THE JUDICIARY

Sec. 1. The several sums of money herein specified, or so much thereby as may be necessary, are appropriated out of any funds in the State Treasury not otherwise appropriated, or out of special funds as indicated, for the support, maintenance, or improvement of the judiciary and other judicial service units of the state.

SUPREME COURT OF TEXAS

	For the Years Ending	
	August 31, 2008	August 31, 2009
Method of Financing:		
General Revenue Fund	\$ 6,894,450	\$ 6,507,950
GR Dedicated - Sexual Assault Program Account No. 5010	750,000	1,250,000
Federal Funds	1,445,977	1,440,370
<u>Other Funds</u>		
Judicial Fund No. 573	7,775,500	7,775,500
Appropriated Receipts	25,000	25,000
Interagency Contracts	2,500,000	2,500,000
Subtotal, Other Funds	\$ 10,300,500	\$ 10,300,500
Total, Method of Financing	<u>\$ 19,390,927</u>	<u>\$ 19,498,820</u>
This bill pattern represents an estimated 72.1% of this agency's estimated total available funds for the biennium.		
Number of Full-Time-Equivalents (FTE):	67.5	67.5
Schedule of Exempt Positions:		
Chief Justice	\$152,500	\$152,500
Justice	(8) 150,000	(8) 150,000
Items of Appropriation:		
A. Goal: APPELLATE COURT OPERATIONS		
A.1.1. Strategy: APPELLATE COURT OPERATIONS ¹	\$ 5,486,950	\$ 5,100,450 & UB
B. Goal: COURT PROGRAMS		
B.1.1. Strategy: BASIC CIVIL LEGAL SERVICES ²	\$ 11,975,000	\$ 12,475,000 & UB
B.1.2. Strategy: COURT IMPROVEMENT PROJECTS	\$ 1,445,977	\$ 1,440,370
B.1.3. Strategy: MULTI-DISTRICT LITIGATION	<u>\$ 483,000</u>	<u>\$ 483,000</u>
Total, Goal B: COURT PROGRAMS	<u>\$ 13,903,977</u>	<u>\$ 14,398,370</u>
Grand Total, SUPREME COURT OF TEXAS	<u>\$ 19,390,927</u>	<u>\$ 19,498,820</u>

¹ Incorporates Article IX, § 19.101 of this Act, due to the enactment of SB 1182, 80th Legislature, Regular Session, relating to the imposition of an additional civil filing fee, resulting in an increase in the Supreme Court Account of the Judicial Fund No. 573 (Other Funds) of \$217,000 each fiscal year.

² Incorporates Article IX, § 19.74 of this Act, due to the enactment of HB 1751, 80th Legislature, Regular Session, relating to admission fees on certain sexually oriented businesses, resulting in an increase in the General Revenue-Dedicated Sexual Assault Program Fund No. 5010 of \$750,000 in FY 2008 and \$1,250,000 in FY 2009.

SUPREME COURT OF TEXAS
(Continued)

Object-of-Expense Informational Listing:

Salaries and Wages	\$ 4,578,464	\$ 4,592,795
Other Personnel Costs	41,647	41,777
Consumable Supplies	34,671	33,422
Travel	88,502	88,779
Rent - Machine and Other	61,429	61,622
Other Operating Expense	295,856	282,055
Grants	13,903,977	14,398,370
Capital Expenditures	<u>386,381</u>	<u>0</u>
Total, Object-of-Expense Informational Listing	<u>\$ 19,390,927</u>	<u>\$ 19,498,820</u>

Estimated Allocations for Employee Benefits and Debt Service Appropriations Made Elsewhere in this Act:

Employee Benefits

Retirement	\$ 158,491	\$ 160,868
Group Insurance	481,287	493,865
Social Security	298,155	302,627
Benefits Replacement	<u>14,738</u>	<u>14,001</u>
 Subtotal, Employee Benefits	 <u>\$ 952,671</u>	 <u>\$ 971,361</u>

Debt Service

Lease Payments	<u>\$ 768,576</u>	<u>\$ 755,298</u>
----------------	-------------------	-------------------

Total, Estimated Allocations for Employee Benefits and Debt Service Appropriations Made Elsewhere in this Act

\$ 1,721,247 \$ 1,726,659

- 1. Performance Measure Targets.** The following is a listing of the key performance target levels for the Supreme Court of Texas. It is the intent of the Legislature that appropriations made by this Act be utilized in the most efficient and effective manner possible to achieve the intended mission of the Supreme Court of Texas. In order to achieve the objectives and service standards established by this Act, the Supreme Court of Texas shall make every effort to attain the following designated key performance target levels associated with each item of appropriation.

	<u>2008</u>	<u>2009</u>
A. Goal: APPELLATE COURT OPERATIONS		
Outcome (Results/Impact):		
Disposition Rate	100%	100%
Average Number of Days since Filing of All Matters Pending in the Supreme Court	100	100

- 2. Capital Budget.** None of the funds appropriated above may be expended for capital budget items except as listed below. The amounts shown below shall be expended only for the purposes shown and are not available for expenditure for other purposes. Amounts appropriated above and identified in this provision as appropriations either for "Lease Payments to the Master Lease Purchase Program" or for items with an "(MLPP)" notation shall be expended only for the purpose of making lease-purchase payments to the Texas Public Finance Authority pursuant to the provisions of Government Code § 1232.103.

	<u>2008</u>	<u>2009</u>
a. Repair or Rehabilitation of Buildings and Facilities		
(1) Repair of Furnishings for Webcasting	\$ 75,000	\$ UB
b. Acquisition of Information Resource Technologies		
(1) Supreme Court Webcasting	<u>296,100</u>	<u>UB</u>
Total, Capital Budget	<u>\$ 371,100</u>	<u>\$ UB</u>

Method of Financing (Capital Budget):

General Revenue Fund	<u>\$ 371,100</u>	<u>\$ UB</u>
Total, Method of Financing	<u>\$ 371,100</u>	<u>\$ UB</u>

SUPREME COURT OF TEXAS
(Continued)

3. **Appropriation: Basic Civil Legal Services.** All fees deposited into the Basic Civil Legal Services Account of the Judicial Fund are appropriated above in Strategy B.1.1, Basic Civil Legal Services. Any fees deposited in excess of \$7,225,000 in fiscal year 2008 and \$7,225,000 in fiscal year 2009 are hereby appropriated to the Supreme Court for the same purpose (estimated to be \$0). Any unexpended balances in the Basic Civil Legal Services Account at the end of fiscal year 2007 are hereby appropriated to the Supreme Court in fiscal year 2008 for the same purpose (estimated to be \$0 and included in amounts appropriated above).

The Supreme Court of Texas shall file a report with the Legislative Budget Board and the Governor within 90 days following February 28 and August 31 of each fiscal year showing disbursements from the Basic Civil Legal Services Account of Judicial Fund No. 573, the purpose for each disbursement, and compliance with grant conditions.

4. **Equalization.** It is the intent of the Legislature that the Supreme Court equalize the dockets of the 14 Courts of Appeals. Equalization shall be considered achieved if the new cases filed each year per justice are equalized by 10 percent or less among all the courts of appeals. Multi-district litigation cases are exempted from this provision.
5. **Special Masters: State Commission on Judicial Conduct.** The appropriations to the State Commission on Judicial Conduct reflect the intent of the Legislature to encourage the Supreme Court of Texas to appoint active judges rather than retired judges as special masters in formal proceedings initiated by the State Commission on Judicial Conduct under Rule 10 of the Procedural Rules for the Removal or Retirement of Judges.
6. **Appropriation: Court Improvement Projects.** Included in amounts appropriated above are federal funds awarded to the State of Texas, State Court Improvement Program (CFDA 93.586) of \$1,445,977 in fiscal year 2008 and \$1,440,370 in fiscal year 2009. Out of these funds, the Supreme Court is allocated an amount estimated to be \$218,600 in fiscal year 2008 and \$220,400 in fiscal year 2009 to administer the grant. However, in the event that the Texas Center for the Judiciary serves as grant administrator for the State Court Improvement Program, the administrative funds in the amounts estimated above less any amounts required by the Supreme Court of Texas to facilitate the transfer of State Court Improvement Program funds to the Texas Center for the Judiciary, are allocated to the Texas Center for the Judiciary. Additionally, in the event that the Texas Center for the Judiciary administers the State Court Improvement Program, the Center shall file a report with the Legislative Budget Board and the Governor within 90 days following August 31 of each fiscal year showing disbursements, the purpose of each disbursement, and compliance with grant conditions.
7. **Multi-District Litigation Funding.** Out of amounts appropriated above in Strategy B.1.3, Multi-District Litigation, a total of \$280,000 each fiscal year is available for grants to trial courts or the Multi-District Litigation Panel and \$203,000 each fiscal year is available for grants to appellate courts to process cases in the multi-district litigation system.

COURT OF CRIMINAL APPEALS

	For the Years Ending	
	August 31, 2008	August 31, 2009
Method of Financing:		
General Revenue Fund	\$ 4,290,063	\$ 4,290,063
<u>Other Funds</u>		
Judicial and Court Personnel Training Fund No. 540	9,734,588	8,981,588
Judicial Fund No. 573	333,251	333,251
Appropriated Receipts	4,500	4,500
Interagency Contracts	30,000	30,000
Subtotal, Other Funds	\$ 10,102,339	\$ 9,349,339
Total, Method of Financing	<u>\$ 14,392,402</u>	<u>\$ 13,639,402</u>

COURT OF CRIMINAL APPEALS
(Continued)

This bill pattern represents an estimated 100% of this agency's estimated total available funds for the biennium.

Number of Full-Time-Equivalents (FTE):	71.0	71.0
---	------	------

Schedule of Exempt Positions:

Presiding Judge	\$152,500	\$152,500
Judge	(8) 150,000	(8) 150,000

Items of Appropriation:

A. Goal: APPELLATE COURT OPERATIONS

A.1.1. Strategy: APPELLATE COURT OPERATIONS	\$ 4,657,814	\$ 4,657,814 & UB
--	--------------	-------------------

B. Goal: JUDICIAL EDUCATION

B.1.1. Strategy: JUDICIAL EDUCATION	\$ 9,734,588	\$ 8,981,588
--	--------------	--------------

Grand Total, COURT OF CRIMINAL APPEALS	<u>\$ 14,392,402</u>	<u>\$ 13,639,402</u>
---	----------------------	----------------------

Object-of-Expense Informational Listing:

Salaries and Wages	\$ 4,638,681	\$ 4,638,681
Other Personnel Costs	98,120	98,120
Consumable Supplies	30,500	30,500
Travel	22,250	22,250
Rent - Building	11,160	11,160
Rent - Machine and Other	38,990	38,990
Other Operating Expense	245,951	174,861
Grants	<u>9,306,750</u>	<u>8,624,840</u>

Total, Object-of-Expense Informational Listing	<u>\$ 14,392,402</u>	<u>\$ 13,639,402</u>
---	----------------------	----------------------

Estimated Allocations for Employee Benefits and Debt Service Appropriations Made Elsewhere in this Act:

Employee Benefits

Retirement	\$ 193,558	\$ 196,461
Group Insurance	466,078	477,687
Social Security	322,484	327,322
Benefits Replacement	<u>22,089</u>	<u>20,984</u>

Subtotal, Employee Benefits	<u>\$ 1,004,209</u>	<u>\$ 1,022,454</u>
-----------------------------	---------------------	---------------------

Debt Service

Lease Payments	<u>\$ 531,868</u>	<u>\$ 522,454</u>
----------------	-------------------	-------------------

Total, Estimated Allocations for Employee Benefits and Debt Service Appropriations Made Elsewhere in this Act

	<u>\$ 1,536,077</u>	<u>\$ 1,544,908</u>
--	---------------------	---------------------

- 1. Performance Measure Targets.** The following is a listing of the key performance target levels for the Court of Criminal Appeals. It is the intent of the Legislature that appropriations made by this Act be utilized in the most efficient and effective manner possible to achieve the intended mission of the Court of Criminal Appeals. In order to achieve the objectives and service standards established by this Act, the Court of Criminal Appeals shall make every effort to attain the following designated key performance target levels associated with each item of appropriation.

	<u>2008</u>	<u>2009</u>
A. Goal: APPELLATE COURT OPERATIONS		
Outcome (Results/Impact):		
Disposition Rate for Petitions for Discretionary Review Which Are Granted	60%	60%
Disposition Rate for Death Penalty Cases	41%	41%
Average Time (in Days) from the Time Petitions for Discretionary Review Are Granted until Disposition	282	282
Average Time from Time Filed to Disposition in Death Penalty Cases	638	638

COURT OF CRIMINAL APPEALS

(Continued)

2. Judicial Education.

- a. The Court of Criminal Appeals may assign to the Office of Court Administration or to any other agency of the Judicial Branch the necessary administrative and accounting functions for the Judicial and Court Personnel Training Fund appropriation included in this Act to be performed under the direction of the Court of Criminal Appeals in compliance with Government Code, Chapter 56. To implement this provision, the Comptroller is authorized to transfer the appropriation from the Court of Criminal Appeals to the Office of Court Administration, or to any other agency of the Judicial Branch, as directed by order of the Court of Criminal Appeals. Of the amount appropriated for Strategy B.1.1, Judicial Education, \$475,000 in fiscal year 2008 and \$475,000 in fiscal year 2009 shall be expended for the continuing legal education of judges of county courts performing judicial functions.
- b. Contingent on the passage of Senate Bill 496 or similar legislation relating to Government Code, Chapter 56 by the Eightieth Legislature, Regular Session, none of the funds appropriated above in Strategy B.1.1, Judicial Education, in excess of 3 percent of the appropriated amount and any additional amounts appropriated for the purposes of this provision (\$90,000 in each fiscal year of the 2008-09 biennium) in any fiscal year shall be expended for the administration of the judicial education function. The 3 percent administrative allocation is estimated to be \$287,838 in fiscal year 2008 and \$266,748 in fiscal year 2009, subject to amounts of refunds of unexpended balances from training entities or other funds that may be provided for judicial and court personnel training. For the purposes of this provision, the term administration shall include, but not be limited to, administrative oversight functions, accounting and auditing functions, management studies, performance audits, and other studies initiated by the Court of Criminal Appeals or the Office of Court Administration.
- c. Funds expended by either the Court of Criminal Appeals or the Office of Court Administration, out of the appropriation made above out of the Judicial and Court Personnel Training Fund, for the purpose of conducting management studies, performance audits, or other studies, shall be expended only in accordance with a competitive bidding process.

3. Continuing Education and Technical Assistance for Prosecutors and Criminal Defense Attorneys.

- a. The Court of Criminal Appeals is authorized to contract with a statewide professional association of prosecuting attorneys and other entities whose purposes include providing continuing legal education courses, programs and technical assistance projects for prosecutors and prosecutor office personnel, provided, however, that such contract shall not exceed \$1,400,000 in fiscal year 2008 and \$1,400,000 in fiscal year 2009.
- b. The Court of Criminal Appeals is authorized to contract with a statewide professional association of criminal defense attorneys and other entities whose purposes include providing continuing legal education courses, programs and technical assistance projects for criminal defense attorneys who regularly represent indigent defendants in criminal matters, provided, however, that such contract shall not exceed \$1,250,000 in fiscal year 2008 and \$1,250,000 in fiscal year 2009.
- c. Funds may be expended pursuant to this provision only out of the appropriation made above out of the Judicial and Court Personnel Training Fund No. 540.

4. Judicial Education: Reimbursement for Travel Expenses. Funds appropriated above in Strategy B.1.1, Judicial Education, for the purposes established in § 56.003(b) of the Government Code, may be granted only pursuant to a grant contract which provides for the reimbursement of expenses of judges pursuant to the provisions of § 74.062 of the Government Code. This provision shall not apply to funds granted for the purpose of providing continuing legal education for judges of county courts performing judicial functions.

5. Judicial and Court Personnel Training Report. The Court of Criminal Appeals shall file a report with the Legislative Budget Board and the Governor within 90 days following February 28 and August 31 of each fiscal year showing the allocation of grants and expenditures from Judicial and Court Personnel Training Fund No. 540, and the results of grant audits.

COURT OF CRIMINAL APPEALS
(Continued)

6. **Appropriation: Refunds of Unexpended Balances from Training Entities.** The Court of Criminal Appeals shall maintain procedures to ensure that the state is refunded all unexpended and unencumbered state funds held at the close of fiscal year 2007 and fiscal year 2008 by training entities receiving grants to conduct judicial and court personnel training. Refunds received by the Court of Criminal Appeals in fiscal year 2008 from training entities are appropriated above in Strategy B.1.1, Judicial Education (not to exceed \$653,000 in fiscal year 2008 out of Judicial and Court Personnel Training Account No. 540.) In addition, under Article IX, § 8.03 of this Act, the Court of Criminal Appeals is authorized to spend an amount not to exceed \$653,000 from refunds received from training entities in fiscal year 2009 for grants awarded in fiscal year 2008.
7. **Judicial and Court Personnel Training.** Out of funds appropriated above in Strategy B.1.1, Judicial Education, a minimum of \$1,000,000 per fiscal year is designated for the Court of Criminal Appeals to contract with training entities providing for the training and continuing legal education of the clerks and other court personnel of the appellate courts, district courts, county courts at law, county courts, justice courts, and municipal courts of this State in accordance with Government Code § 74.025.
8. **Actual Innocence Training.** Out of funds appropriated above in Strategy B.1.1, Judicial Education, an amount not to exceed \$150,000 in fiscal year 2008 and an amount not to exceed \$150,000 in fiscal year 2009 shall be used by the Court of Criminal Appeals to contract with statewide professional associations and other entities whose purposes include providing continuing legal education courses, programs, and technical assistance projects on actual innocence for criminal defense attorneys, prosecuting attorneys, judges, bailiffs, constables, warrant officers, or other persons as provided by statute. Any unexpended balances of these funds remaining as of August 31, 2008 are hereby appropriated to the Court of Criminal Appeals for the fiscal year beginning September 1, 2008 for the same purpose.
9. **Appropriation: Unexpended Balance Authority Between Biennia and Within the Biennium for Judicial Education, Administrative Allocation.** Contingent on the passage of Senate Bill 496 or similar legislation relating to Government Code, Chapter 56 by the Eightieth Legislature, Regular Session, all unexpended balances of funds appropriated to Strategy B.1.1, Judicial Education, at the end of fiscal year 2007 are appropriated to Strategy B.1.1, Judicial Education in fiscal year 2008 (not to exceed \$100,000 in Judicial and Court Personnel Training Fund No. 540, and included in amounts appropriated above). Further, all unexpended balances of funds appropriated to Strategy B.1.1, Judicial Education, at the end of fiscal year 2008 are appropriated to Strategy B.1.1, Judicial Education in fiscal year 2009 (not to exceed \$100,000 in Judicial and Court Personnel Training Fund No. 540) and included in amounts appropriated above.

FIRST COURT OF APPEALS DISTRICT, HOUSTON

	For the Years Ending	
	August 31, 2008	August 31, 2009
Method of Financing:		
General Revenue Fund	\$ 3,291,964	\$ 3,291,962
<u>Other Funds</u>		
Judicial Fund No. 573	273,350	273,350
Appropriated Receipts	8,700	8,700
Interagency Contracts	42,500	42,500
Subtotal, Other Funds	\$ 324,550	\$ 324,550
Total, Method of Financing	<u>\$ 3,616,514</u>	<u>\$ 3,616,512</u>

This bill pattern represents an estimated 92.2% of this agency's estimated total available funds for the biennium.

Number of Full-Time-Equivalents (FTE):	48.0	48.0
---	------	------

FIRST COURT OF APPEALS DISTRICT, HOUSTON
(Continued)

Schedule of Exempt Positions:

Chief Justice	\$140,000	\$140,000
Justice	(8) 137,500	(8) 137,500

Items of Appropriation:

A. Goal: APPELLATE COURT OPERATIONS		
A.1.1. Strategy: APPELLATE COURT OPERATIONS	\$ 3,616,514	\$ 3,616,512 & UB

Grand Total, FIRST COURT OF APPEALS DISTRICT, HOUSTON	\$ 3,616,514	\$ 3,616,512
---	--------------	--------------

Object-of-Expense Informational Listing:

Salaries and Wages	\$ 3,511,253	\$ 3,511,251
Other Personnel Costs	26,628	26,628
Consumable Supplies	5,000	5,000
Travel	7,999	7,999
Rent - Building	14,000	14,000
Rent - Machine and Other	5,532	5,532
Other Operating Expense	46,102	46,102

Total, Object-of-Expense Informational Listing	\$ 3,616,514	\$ 3,616,512
--	--------------	--------------

Estimated Allocations for Employee Benefits and Debt Service Appropriations Made Elsewhere in this Act:

Employee Benefits

Retirement	\$ 109,568	\$ 111,212
Group Insurance	262,640	267,248
Social Security	218,377	221,653
Benefits Replacement	6,487	6,163

Subtotal, Employee Benefits	\$ 597,072	\$ 606,276
-----------------------------	------------	------------

Total, Estimated Allocations for Employee Benefits and Debt Service Appropriations Made Elsewhere in this Act	\$ 597,072	\$ 606,276
---	------------	------------

1. **Performance Measure Targets.** The following is a listing of the key performance target levels for the First Court of Appeals District, Houston. It is the intent of the Legislature that appropriations made by this Act be utilized in the most efficient and effective manner possible to achieve the intended mission of the First Court of Appeals District, Houston. In order to achieve the objectives and service standards established by this Act, the First Court of Appeals District, Houston shall make every effort to attain the following designated key performance target levels associated with each item of appropriation.

	2008	2009
A. Goal: APPELLATE COURT OPERATIONS		
Outcome (Results/Impact):		
Clearance Rate	100%	100%
Percentage of Cases Under Submission for Less Than One Year	100%	100%
Percentage of Cases Pending for Less Than Two Years	100%	100%

SECOND COURT OF APPEALS DISTRICT, FORT WORTH

	For the Years Ending	
	August 31, 2008	August 31, 2009
Method of Financing:		
General Revenue Fund	\$ 2,491,402	\$ 2,491,401
Other Funds		
Judicial Fund No. 573	213,050	213,050

SECOND COURT OF APPEALS DISTRICT, FORT WORTH
 (Continued)

Appropriated Receipts	20,000	20,000
Interagency Contracts	54,000	54,000
Subtotal, Other Funds	\$ 287,050	\$ 287,050
Total, Method of Financing	\$ 2,778,452	\$ 2,778,451

This bill pattern represents an estimated 91.4% of this agency's estimated total available funds for the biennium.

Number of Full-Time-Equivalents (FTE):	39.0	39.0
---	------	------

Schedule of Exempt Positions:		
Chief Justice	\$140,000	\$140,000
Justice	(6) 137,500	(6) 137,500

Items of Appropriation:		
A. Goal: APPELLATE COURT OPERATIONS		
A.1.1. Strategy: APPELLATE COURT OPERATIONS	\$ 2,778,452	\$ 2,778,451 & UB

Grand Total, SECOND COURT OF APPEALS DISTRICT, FORT WORTH	\$ 2,778,452	\$ 2,778,451
--	---------------------	---------------------

Object-of-Expense Informational Listing:		
Salaries and Wages	\$ 2,657,609	\$ 2,657,608
Other Personnel Costs	25,480	28,680
Consumable Supplies	18,000	18,000
Travel	15,000	15,000
Rent - Building	60	60
Other Operating Expense	62,303	59,103
Total, Object-of-Expense Informational Listing	\$ 2,778,452	\$ 2,778,451

Estimated Allocations for Employee Benefits and Debt Service Appropriations Made Elsewhere in this Act:

<u>Employee Benefits</u>		
Retirement	\$ 94,885	\$ 96,308
Group Insurance	240,591	245,306
Social Security	180,049	182,750
Benefits Replacement	9,591	9,111
Subtotal, Employee Benefits	\$ 525,116	\$ 533,475
Total, Estimated Allocations for Employee Benefits and Debt Service Appropriations Made Elsewhere in this Act	\$ 525,116	\$ 533,475

1. **Performance Measure Targets.** The following is a listing of the key performance target levels for the Second Court of Appeals District, Fort Worth. It is the intent of the Legislature that appropriations made by this Act be utilized in the most efficient and effective manner possible to achieve the intended mission of the Second Court of Appeals District, Fort Worth. In order to achieve the objectives and service standards established by this Act, the Second Court of Appeals District, Fort Worth shall make every effort to attain the following designated key performance target levels associated with each item of appropriation.

	<u>2008</u>	<u>2009</u>
A. Goal: APPELLATE COURT OPERATIONS		
Outcome (Results/Impact):		
Clearance Rate	100%	100%
Percentage of Cases Under Submission for Less Than One Year	100%	100%
Percentage of Cases Pending for Less Than Two Years	100%	100%

THIRD COURT OF APPEALS DISTRICT, AUSTIN

	For the Years Ending	
	August 31, 2008	August 31, 2009
Method of Financing:		
General Revenue Fund	\$ 2,187,295	\$ 2,187,296
<u>Other Funds</u>		
Judicial Fund No. 573	182,900	182,900
Appropriated Receipts	16,000	16,000
Interagency Contracts	36,000	36,000
Subtotal, Other Funds	\$ 234,900	\$ 234,900
Total, Method of Financing	\$ 2,422,195	\$ 2,422,196
This bill pattern represents an estimated 92.3% of this agency's estimated total available funds for the biennium.		
Number of Full-Time-Equivalents (FTE):	32.0	32.0
Schedule of Exempt Positions:		
Chief Justice	\$140,000	\$140,000
Justice	(5) 137,500	(5) 137,500
Items of Appropriation:		
A. Goal: APPELLATE COURT OPERATIONS		
A.1.1. Strategy: APPELLATE COURT OPERATIONS	\$ 2,422,195	\$ 2,422,196 & UB
Grand Total, THIRD COURT OF APPEALS DISTRICT, AUSTIN	\$ 2,422,195	\$ 2,422,196
Object-of-Expense Informational Listing:		
Salaries and Wages	\$ 2,272,142	\$ 2,272,141
Other Personnel Costs	29,200	32,800
Consumable Supplies	10,500	11,000
Utilities	11,500	11,500
Travel	5,445	5,445
Rent - Building	7,500	7,500
Other Operating Expense	85,908	81,810
Total, Object-of-Expense Informational Listing	\$ 2,422,195	\$ 2,422,196
Estimated Allocations for Employee Benefits and Debt Service Appropriations Made Elsewhere in this Act:		
<u>Employee Benefits</u>		
Retirement	\$ 77,278	\$ 78,437
Group Insurance	201,796	206,202
Social Security	162,953	165,398
Benefits Replacement	9,734	9,248
Subtotal, Employee Benefits	\$ 451,761	\$ 459,285
<u>Debt Service</u>		
Lease Payments	\$ 492,502	\$ 483,240
Total, Estimated Allocations for Employee Benefits and Debt Service Appropriations Made Elsewhere in this Act	\$ 944,263	\$ 942,525

1. **Performance Measure Targets.** The following is a listing of the key performance target levels for the Third Court of Appeals District, Austin. It is the intent of the Legislature that appropriations made by this Act be utilized in the most efficient and effective manner possible to achieve the intended mission of the Third Court of Appeals District, Austin. In order to achieve the objectives and service standards established by this Act, the Third Court of Appeals District, Austin shall make every effort to attain the following designated key performance target levels associated with each item of appropriation.

THIRD COURT OF APPEALS DISTRICT, AUSTIN
(Continued)

	<u>2008</u>	<u>2009</u>
A. Goal: APPELLATE COURT OPERATIONS		
Outcome (Results/Impact):		
Clearance Rate	100%	100%
Percentage of Cases Under Submission for Less Than One Year	100%	100%
Percentage of Cases Pending for Less Than Two Years	100%	100%

FOURTH COURT OF APPEALS DISTRICT, SAN ANTONIO

	For the Years Ending	
	August 31, <u>2008</u>	August 31, <u>2009</u>
Method of Financing:		
General Revenue Fund	\$ 2,491,401	\$ 2,491,401
<u>Other Funds</u>		
Judicial Fund No. 573	213,050	213,050
Appropriated Receipts	9,000	9,000
Interagency Contracts	42,000	42,000
Subtotal, Other Funds	<u>\$ 264,050</u>	<u>\$ 264,050</u>
Total, Method of Financing	<u><u>\$ 2,755,451</u></u>	<u><u>\$ 2,755,451</u></u>
This bill pattern represents an estimated 88.1% of this agency's estimated total available funds for the biennium.		
Number of Full-Time-Equivalents (FTE):	39.0	39.0
Schedule of Exempt Positions:		
Chief Justice	\$140,000	\$140,000
Justice	(6) 137,500	(6) 137,500
Items of Appropriation:		
A. Goal: APPELLATE COURT OPERATIONS		
A.1.1. Strategy: APPELLATE COURT OPERATIONS	\$ 2,755,451	\$ 2,755,451 & UB
Grand Total, FOURTH COURT OF APPEALS DISTRICT, SAN ANTONIO	<u><u>\$ 2,755,451</u></u>	<u><u>\$ 2,755,451</u></u>
Object-of-Expense Informational Listing:		
Salaries and Wages	\$ 2,681,625	\$ 2,686,126
Other Personnel Costs	30,500	34,820
Consumable Supplies	10,000	10,000
Travel	1,500	1,000
Rent - Machine and Other	1,380	1,380
Other Operating Expense	<u>30,446</u>	<u>22,125</u>
Total, Object-of-Expense Informational Listing	<u><u>\$ 2,755,451</u></u>	<u><u>\$ 2,755,451</u></u>
Estimated Allocations for Employee Benefits and Debt Service Appropriations Made Elsewhere in this Act:		
<u>Employee Benefits</u>		
Retirement	\$ 91,082	\$ 92,448
Group Insurance	218,211	222,329
Social Security	173,067	175,663
Benefits Replacement	<u>8,418</u>	<u>7,997</u>
Subtotal, Employee Benefits	<u>\$ 490,778</u>	<u>\$ 498,437</u>
Total, Estimated Allocations for Employee Benefits and Debt Service Appropriations Made Elsewhere in this Act	<u><u>\$ 490,778</u></u>	<u><u>\$ 498,437</u></u>

FOURTH COURT OF APPEALS DISTRICT, SAN ANTONIO
(Continued)

1. **Performance Measure Targets.** The following is a listing of the key performance target levels for the Fourth Court of Appeals District, San Antonio. It is the intent of the Legislature that appropriations made by this Act be utilized in the most efficient and effective manner possible to achieve the intended mission of the Fourth Court of Appeals District, San Antonio. In order to achieve the objectives and service standards established by this Act, the Fourth Court of Appeals District, San Antonio shall make every effort to attain the following designated key performance target levels associated with each item of appropriation.

	2008	2009
A. Goal: APPELLATE COURT OPERATIONS		
Outcome (Results/Impact):		
Clearance Rate	100%	100%
Percentage of Cases Under Submission for Less Than One Year	100%	100%
Percentage of Cases Pending for Less Than Two Years	100%	100%

FIFTH COURT OF APPEALS DISTRICT, DALLAS

	For the Years Ending	
	August 31, 2008	August 31, 2009
Method of Financing:		
General Revenue Fund	\$ 4,500,383	\$ 4,500,382
<u>Other Funds</u>		
Judicial Fund No. 573	393,950	393,950
Appropriated Receipts	32,000	32,000
Subtotal, Other Funds	\$ 425,950	\$ 425,950
Total, Method of Financing	<u>\$ 4,926,333</u>	<u>\$ 4,926,332</u>
This bill pattern represents an estimated 93% of this agency's estimated total available funds for the biennium.		
Number of Full-Time-Equivalents (FTE):	62.0	62.0
Schedule of Exempt Positions:		
Chief Justice	\$140,000	\$140,000
Justice	(12) 137,500	(12) 137,500
Items of Appropriation:		
A. Goal: APPELLATE COURT OPERATIONS		
A.1.1. Strategy: APPELLATE COURT OPERATIONS	\$ 4,926,333	\$ 4,926,332 & UB
Grand Total, FIFTH COURT OF APPEALS DISTRICT, DALLAS	<u>\$ 4,926,333</u>	<u>\$ 4,926,332</u>
Object-of-Expense Informational Listing:		
Salaries and Wages	\$ 4,653,045	\$ 4,653,045
Other Personnel Costs	41,060	41,060
Consumable Supplies	32,000	32,000
Travel	9,500	9,500
Rent - Building	27,960	27,960
Rent - Machine and Other	33,121	33,121
Other Operating Expense	129,647	129,646
Total, Object-of-Expense Informational Listing	<u>\$ 4,926,333</u>	<u>\$ 4,926,332</u>
Estimated Allocations for Employee Benefits and Debt Service Appropriations Made Elsewhere in this Act:		
<u>Employee Benefits</u>		
Retirement	\$ 151,712	\$ 153,988
Group Insurance	391,046	400,019

FIFTH COURT OF APPEALS DISTRICT, DALLAS
(Continued)

Social Security	303,937	308,496
Benefits Replacement	<u>15,755</u>	<u>14,967</u>
Subtotal, Employee Benefits	<u>\$ 862,450</u>	<u>\$ 877,470</u>
Total, Estimated Allocations for Employee Benefits and Debt Service Appropriations Made Elsewhere in this Act	<u>\$ 862,450</u>	<u>\$ 877,470</u>

1. **Performance Measure Targets.** The following is a listing of the key performance target levels for the Fifth Court of Appeals District, Dallas. It is the intent of the Legislature that appropriations made by this Act be utilized in the most efficient and effective manner possible to achieve the intended mission of the Fifth Court of Appeals District, Dallas. In order to achieve the objectives and service standards established by this Act, the Fifth Court of Appeals District, Dallas shall make every effort to attain the following designated key performance target levels associated with each item of appropriation.

	<u>2008</u>	<u>2009</u>
A. Goal: APPELLATE COURT OPERATIONS		
Outcome (Results/Impact):		
Clearance Rate	100%	100%
Percentage of Cases Under Submission for Less Than One Year	100%	100%
Percentage of Cases Pending for Less Than Two Years	100%	100%

SIXTH COURT OF APPEALS DISTRICT, TEXARKANA

	For the Years Ending	
	August 31, <u>2008</u>	August 31, <u>2009</u>
Method of Financing:		
General Revenue Fund	\$ 1,194,410	\$ 1,194,411
<u>Other Funds</u>		
Judicial Fund No. 573	92,450	92,450
Appropriated Receipts	3,000	3,000
Subtotal, Other Funds	<u>\$ 95,450</u>	<u>\$ 95,450</u>
Total, Method of Financing	<u><u>\$ 1,289,860</u></u>	<u><u>\$ 1,289,861</u></u>
This bill pattern represents an estimated 98.3% of this agency's estimated total available funds for the biennium.		
Number of Full-Time-Equivalents (FTE):	15.5	15.5
Schedule of Exempt Positions:		
Chief Justice	\$140,000	\$140,000
Justice	(2) 137,500	(2) 137,500
Items of Appropriation:		
A. Goal: APPELLATE COURT OPERATIONS		
A.1.1. Strategy: APPELLATE COURT OPERATIONS	\$ 1,289,860	\$ 1,289,861 & UB
Grand Total, SIXTH COURT OF APPEALS DISTRICT, TEXARKANA	<u><u>\$ 1,289,860</u></u>	<u><u>\$ 1,289,861</u></u>
Object-of-Expense Informational Listing:		
Salaries and Wages	\$ 1,163,072	\$ 1,163,072
Other Personnel Costs	12,920	14,540
Consumable Supplies	6,600	6,600
Utilities	3,400	3,400
Travel	13,266	13,266

SIXTH COURT OF APPEALS DISTRICT, TEXARKANA
(Continued)

Rent - Building	2,400	2,400
Rent - Machine and Other	1,700	1,700
Other Operating Expense	86,502	84,883

Total, Object-of-Expense Informational Listing	<u>\$ 1,289,860</u>	<u>\$ 1,289,861</u>
---	---------------------	---------------------

Estimated Allocations for Employee Benefits and Debt Service Appropriations Made Elsewhere in this Act:

<u>Employee Benefits</u>		
Retirement	\$ 46,249	\$ 46,943
Group Insurance	120,761	123,953
Social Security	83,041	84,286
Benefits Replacement	<u>5,526</u>	<u>5,250</u>
 Subtotal, Employee Benefits	 <u>\$ 255,577</u>	 <u>\$ 260,432</u>

Total, Estimated Allocations for Employee Benefits and Debt Service Appropriations Made Elsewhere in this Act	<u>\$ 255,577</u>	<u>\$ 260,432</u>
--	-------------------	-------------------

- 1. Performance Measure Targets.** The following is a listing of the key performance target levels for the Sixth Court of Appeals District, Texarkana. It is the intent of the Legislature that appropriations made by this Act be utilized in the most efficient and effective manner possible to achieve the intended mission of the Sixth Court of Appeals District, Texarkana. In order to achieve the objectives and service standards established by this Act, the Sixth Court of Appeals District, Texarkana shall make every effort to attain the following designated key performance target levels associated with each item of appropriation.

	<u>2008</u>	<u>2009</u>
A. Goal: APPELLATE COURT OPERATIONS		
Outcome (Results/Impact):		
Clearance Rate	100%	100%
Percentage of Cases Under Submission for Less Than One Year	100%	100%
Percentage of Cases Pending for Less Than Two Years	100%	100%

SEVENTH COURT OF APPEALS DISTRICT, AMARILLO

	For the Years Ending	
	August 31,	August 31,
	<u>2008</u>	<u>2009</u>
Method of Financing:		
General Revenue Fund	\$ 1,489,739	\$ 1,489,739
<u>Other Funds</u>		
Judicial Fund No. 573	122,600	122,600
Appropriated Receipts	8,000	8,000
 Subtotal, Other Funds	 <u>\$ 130,600</u>	 <u>\$ 130,600</u>
Total, Method of Financing	<u><u>\$ 1,620,339</u></u>	<u><u>\$ 1,620,339</u></u>

This bill pattern represents an estimated 99.1% of this agency's estimated total available funds for the biennium.

Number of Full-Time-Equivalents (FTE):	20.0	20.0
---	------	------

Schedule of Exempt Positions:		
Chief Justice	\$140,000	\$140,000
Justice	(3) 137,500	(3) 137,500

SEVENTH COURT OF APPEALS DISTRICT, AMARILLO
(Continued)

Items of Appropriation:

A. Goal: APPELLATE COURT OPERATIONS		
A.1.1. Strategy: APPELLATE COURT OPERATIONS	\$ 1,620,339	\$ 1,620,339 & UB
Grand Total, SEVENTH COURT OF APPEALS DISTRICT, AMARILLO	<u>\$ 1,620,339</u>	<u>\$ 1,620,339</u>

Object-of-Expense Informational Listing:

Salaries and Wages	\$ 1,474,690	\$ 1,474,690
Other Personnel Costs	19,760	20,200
Consumable Supplies	8,000	9,000
Utilities	2,000	2,000
Travel	19,500	19,500
Rent - Building	20	20
Rent - Machine and Other	626	626
Other Operating Expense	<u>95,743</u>	<u>94,303</u>
Total, Object-of-Expense Informational Listing	<u>\$ 1,620,339</u>	<u>\$ 1,620,339</u>

Estimated Allocations for Employee Benefits and Debt Service Appropriations Made Elsewhere in this Act:

<u>Employee Benefits</u>		
Retirement	\$ 59,946	\$ 60,845
Group Insurance	144,847	147,547
Social Security	103,971	105,530
Benefits Replacement	<u>8,109</u>	<u>7,704</u>
Subtotal, Employee Benefits	<u>\$ 316,873</u>	<u>\$ 321,626</u>
Total, Estimated Allocations for Employee Benefits and Debt Service Appropriations Made Elsewhere in this Act	<u>\$ 316,873</u>	<u>\$ 321,626</u>

- 1. Performance Measure Targets.** The following is a listing of the key performance target levels for the Seventh Court of Appeals District, Amarillo. It is the intent of the Legislature that appropriations made by this Act be utilized in the most efficient and effective manner possible to achieve the intended mission of the Seventh Court of Appeals District, Amarillo. In order to achieve the objectives and service standards established by this Act, the Seventh Court of Appeals District, Amarillo shall make every effort to attain the following designated key performance target levels associated with each item of appropriation.

	<u>2008</u>	<u>2009</u>
A. Goal: APPELLATE COURT OPERATIONS		
Outcome (Results/Impact):		
Clearance Rate	100%	100%
Percentage of Cases Under Submission for Less Than One Year	100%	100%
Percentage of Cases Pending for Less Than Two Years	100%	100%

EIGHTH COURT OF APPEALS DISTRICT, EL PASO

	For the Years Ending	
	August 31,	August 31,
	<u>2008</u>	<u>2009</u>
Method of Financing:		
General Revenue Fund	\$ 1,197,531	\$ 1,197,529
<u>Other Funds</u>		
Judicial Fund No. 573	92,450	92,450
Appropriated Receipts	6,000	6,000
Interagency Contracts	27,000	27,000
Subtotal, Other Funds	<u>\$ 125,450</u>	<u>\$ 125,450</u>
Total, Method of Financing	<u>\$ 1,322,981</u>	<u>\$ 1,322,979</u>

EIGHTH COURT OF APPEALS DISTRICT, EL PASO
(Continued)

This bill pattern represents an estimated 98.3% of this agency's estimated total available funds for the biennium.

Number of Full-Time-Equivalents (FTE):	17.0	17.0
Schedule of Exempt Positions:		
Chief Justice	\$140,000	\$140,000
Justice	(2) 137,500	(2) 137,500

Items of Appropriation:

A. Goal: APPELLATE COURT OPERATIONS		
A.1.1. Strategy: APPELLATE COURT OPERATIONS	\$ 1,322,981	\$ 1,322,979 & UB

Grand Total, EIGHTH COURT OF APPEALS DISTRICT, EL PASO	\$ 1,322,981	\$ 1,322,979
--	--------------	--------------

Object-of-Expense Informational Listing:

Salaries and Wages	\$ 1,151,088	\$ 1,153,790
Other Personnel Costs	72,140	46,329
Consumable Supplies	3,500	5,500
Utilities	3,200	3,600
Travel	15,000	18,050
Rent - Building	6,000	6,000
Rent - Machine and Other	500	500
Other Operating Expense	71,553	89,210

Total, Object-of-Expense Informational Listing	\$ 1,322,981	\$ 1,322,979
--	--------------	--------------

Estimated Allocations for Employee Benefits and Debt Service Appropriations Made Elsewhere in this Act:

Employee Benefits		
Retirement	\$ 50,717	\$ 51,477
Group Insurance	140,689	144,066
Social Security	87,159	88,467
Benefits Replacement	9,499	9,024
Subtotal, Employee Benefits	\$ 288,064	\$ 293,034

Total, Estimated Allocations for Employee Benefits and Debt Service Appropriations Made Elsewhere in this Act	\$ 288,064	\$ 293,034
---	------------	------------

1. **Performance Measure Targets.** The following is a listing of the key performance target levels for the Eighth Court of Appeals District, El Paso. It is the intent of the Legislature that appropriations made by this Act be utilized in the most efficient and effective manner possible to achieve the intended mission of the Eighth Court of Appeals District, El Paso. In order to achieve the objectives and service standards established by this Act, the Eighth Court of Appeals District, El Paso shall make every effort to attain the following designated key performance target levels associated with each item of appropriation.

	2008	2009
A. Goal: APPELLATE COURT OPERATIONS		
Outcome (Results/Impact):		
Clearance Rate	100%	100%
Percentage of Cases Under Submission for Less Than One Year	100%	100%
Percentage of Cases Pending for Less Than Two Years	100%	100%

NINTH COURT OF APPEALS DISTRICT, BEAUMONT

	For the Years Ending	
	August 31,	August 31,
	2008	2009
Method of Financing:		
General Revenue Fund	\$ 1,490,020	\$ 1,490,020

NINTH COURT OF APPEALS DISTRICT, BEAUMONT
(Continued)

Other Funds

Judicial Fund No. 573	122,600	122,600
Appropriated Receipts	8,000	8,000

Subtotal, Other Funds	\$ 130,600	\$ 130,600
-----------------------	------------	------------

Total, Method of Financing	\$ 1,620,620	\$ 1,620,620
-----------------------------------	---------------------	---------------------

This bill pattern represents an estimated 98.2% of this agency's estimated total available funds for the biennium.

Number of Full-Time-Equivalents (FTE):	20.0	20.0
---	------	------

Schedule of Exempt Positions:

Chief Justice	\$140,000	\$140,000
Justice	(3) 137,500	(3) 137,500

Items of Appropriation:

A. Goal: APPELLATE COURT OPERATIONS		
A.1.1. Strategy: APPELLATE COURT OPERATIONS	\$ 1,620,620	\$ 1,620,620 & UB

Grand Total, NINTH COURT OF APPEALS DISTRICT, BEAUMONT	\$ 1,620,620	\$ 1,620,620
---	---------------------	---------------------

Object-of-Expense Informational Listing:

Salaries and Wages	\$ 1,570,772	\$ 1,570,773
Other Personnel Costs	20,000	20,000
Consumable Supplies	1,500	1,500
Travel	10,000	10,000
Other Operating Expense	18,348	18,347

Total, Object-of-Expense Informational Listing	\$ 1,620,620	\$ 1,620,620
---	---------------------	---------------------

Estimated Allocations for Employee Benefits and Debt Service Appropriations Made Elsewhere in this Act:

Employee Benefits

Retirement	\$ 62,735	\$ 63,676
Group Insurance	147,499	150,678
Social Security	111,580	113,253
Benefits Replacement	9,345	8,877

Subtotal, Employee Benefits	\$ 331,159	\$ 336,484
-----------------------------	------------	------------

Total, Estimated Allocations for Employee Benefits and Debt Service Appropriations Made Elsewhere in this Act	\$ 331,159	\$ 336,484
--	-------------------	-------------------

1. Performance Measure Targets. The following is a listing of the key performance target levels for the Ninth Court of Appeals District, Beaumont. It is the intent of the Legislature that appropriations made by this Act be utilized in the most efficient and effective manner possible to achieve the intended mission of the Ninth Court of Appeals District, Beaumont. In order to achieve the objectives and service standards established by this Act, the Ninth Court of Appeals District, Beaumont shall make every effort to attain the following designated key performance target levels associated with each item of appropriation.

	<u>2008</u>	<u>2009</u>
A. Goal: APPELLATE COURT OPERATIONS		
Outcome (Results/Impact):		
Clearance Rate	100%	100%
Percentage of Cases Under Submission for Less Than One Year	100%	100%
Percentage of Cases Pending for Less Than Two Years	100%	100%

TENTH COURT OF APPEALS DISTRICT, WACO

	For the Years Ending	
	August 31,	August 31,
	2008	2009
Method of Financing:		
General Revenue Fund	\$ 1,162,710	\$ 1,162,710
<u>Other Funds</u>		
Judicial Fund No. 573	92,450	92,450
Appropriated Receipts	10,000	10,000
Subtotal, Other Funds	\$ 102,450	\$ 102,450
Total, Method of Financing	<u>\$ 1,265,160</u>	<u>\$ 1,265,160</u>
This bill pattern represents an estimated 98.3% of this agency's estimated total available funds for the biennium.		
Number of Full-Time-Equivalents (FTE):	15.0	15.0
Schedule of Exempt Positions:		
Chief Justice	\$140,000	\$140,000
Justice	(2) 137,500	(2) 137,500
Items of Appropriation:		
A. Goal: APPELLATE COURT OPERATIONS		
A.1.1. Strategy: APPELLATE COURT OPERATIONS	\$ 1,265,160	\$ 1,265,160 & UB
Grand Total, TENTH COURT OF APPEALS DISTRICT, WACO	<u>\$ 1,265,160</u>	<u>\$ 1,265,160</u>
Object-of-Expense Informational Listing:		
Salaries and Wages	\$ 1,140,351	\$ 1,140,351
Other Personnel Costs	12,000	12,000
Consumable Supplies	11,000	11,000
Utilities	3,000	3,000
Travel	8,000	8,000
Rent - Machine and Other	720	720
Other Operating Expense	90,089	90,089
Total, Object-of-Expense Informational Listing	<u>\$ 1,265,160</u>	<u>\$ 1,265,160</u>
Estimated Allocations for Employee Benefits and Debt Service Appropriations Made Elsewhere in this Act:		
<u>Employee Benefits</u>		
Retirement	\$ 41,626	\$ 42,250
Group Insurance	113,774	116,677
Social Security	76,656	77,806
Benefits Replacement	<u>2,085</u>	<u>1,981</u>
Subtotal, Employee Benefits	\$ 234,141	\$ 238,714
Total, Estimated Allocations for Employee Benefits and Debt Service Appropriations Made Elsewhere in this Act	<u>\$ 234,141</u>	<u>\$ 238,714</u>

1. **Performance Measure Targets.** The following is a listing of the key performance target levels for the Tenth Court of Appeals District, Waco. It is the intent of the Legislature that appropriations made by this Act be utilized in the most efficient and effective manner possible to achieve the intended mission of the Tenth Court of Appeals District, Waco. In order to achieve the objectives and service standards established by this Act, the Tenth Court of Appeals District, Waco shall make every effort to attain the following designated key performance target levels associated with each item of appropriation.

TENTH COURT OF APPEALS DISTRICT, WACO
(Continued)

	<u>2008</u>	<u>2009</u>
A. Goal: APPELLATE COURT OPERATIONS		
Outcome (Results/Impact):		
Clearance Rate	100%	100%
Percentage of Cases Under Submission for Less Than One Year	100%	100%
Percentage of Cases Pending for Less Than Two Years	100%	100%

ELEVENTH COURT OF APPEALS DISTRICT, EASTLAND

	For the Years Ending	
	August 31, <u>2008</u>	August 31, <u>2009</u>
Method of Financing:		
General Revenue Fund	\$ 1,194,549	\$ 1,201,313
<u>Other Funds</u>		
Judicial Fund No. 573	92,450	92,450
Appropriated Receipts	8,000	8,000
Subtotal, Other Funds	<u>\$ 100,450</u>	<u>\$ 100,450</u>
Total, Method of Financing	<u><u>\$ 1,294,999</u></u>	<u><u>\$ 1,301,763</u></u>

This bill pattern represents an estimated 94.5% of this agency's estimated total available funds for the biennium.

Number of Full-Time-Equivalents (FTE):	18.0	18.0
Schedule of Exempt Positions:		
Chief Justice	\$140,000	\$140,000
Justice	(2) 137,500	(2) 137,500

Items of Appropriation:		
A. Goal: APPELLATE COURT OPERATIONS		
A.1.1. Strategy: APPELLATE COURT OPERATIONS	\$ 1,294,999	\$ 1,301,763 & UB

Grand Total, ELEVENTH COURT OF APPEALS DISTRICT, EASTLAND	<u><u>\$ 1,294,999</u></u>	<u><u>\$ 1,301,763</u></u>
--	----------------------------	----------------------------

Object-of-Expense Informational Listing:		
Salaries and Wages	\$ 1,158,404	\$ 1,170,168
Other Personnel Costs	18,000	18,000
Consumable Supplies	7,000	7,000
Utilities	9,500	9,500
Travel	10,000	5,000
Rent - Machine and Other	3,200	3,200
Other Operating Expense	<u>88,895</u>	<u>88,895</u>
Total, Object-of-Expense Informational Listing	<u><u>\$ 1,294,999</u></u>	<u><u>\$ 1,301,763</u></u>

Estimated Allocations for Employee Benefits and Debt Service Appropriations Made Elsewhere in this Act:

<u>Employee Benefits</u>		
Retirement	\$ 48,856	\$ 49,589
Group Insurance	139,937	142,959
Social Security	82,648	83,888
Benefits Replacement	<u>9,212</u>	<u>8,751</u>
Subtotal, Employee Benefits	<u>\$ 280,653</u>	<u>\$ 285,187</u>
Total, Estimated Allocations for Employee Benefits and Debt Service Appropriations Made Elsewhere in this Act	<u><u>\$ 280,653</u></u>	<u><u>\$ 285,187</u></u>

ELEVENTH COURT OF APPEALS DISTRICT, EASTLAND
(Continued)

1. **Performance Measure Targets.** The following is a listing of the key performance target levels for the Eleventh Court of Appeals District, Eastland. It is the intent of the Legislature that appropriations made by this Act be utilized in the most efficient and effective manner possible to achieve the intended mission of the Eleventh Court of Appeals District, Eastland. In order to achieve the objectives and service standards established by this Act, the Eleventh Court of Appeals District, Eastland shall make every effort to attain the following designated key performance target levels associated with each item of appropriation.

	2008	2009
A. Goal: APPELLATE COURT OPERATIONS		
Outcome (Results/Impact):		
Clearance Rate	100%	100%
Percentage of Cases Under Submission for Less Than One Year	100%	100%
Percentage of Cases Pending for Less Than Two Years	100%	100%

TWELFTH COURT OF APPEALS DISTRICT, TYLER

	For the Years Ending	
	August 31, 2008	August 31, 2009
Method of Financing:		
General Revenue Fund	\$ 1,197,667	\$ 1,197,667
<u>Other Funds</u>		
Judicial Fund No. 573	92,450	92,450
Appropriated Receipts	3,500	3,500
Subtotal, Other Funds	\$ 95,950	\$ 95,950
Total, Method of Financing	<u>\$ 1,293,617</u>	<u>\$ 1,293,617</u>

This bill pattern represents an estimated 99.2% of this agency's estimated total available funds for the biennium.

Number of Full-Time-Equivalents (FTE):	15.0	16.0
---	------	------

Schedule of Exempt Positions:		
Chief Justice	\$140,000	\$140,000
Justice	(2) 137,500	(2) 137,500

Items of Appropriation:		
A. Goal: APPELLATE COURT OPERATIONS		
A.1.1. Strategy: APPELLATE COURT OPERATIONS	\$ 1,293,617	\$ 1,293,617 & UB

Grand Total, TWELFTH COURT OF APPEALS DISTRICT, TYLER	<u>\$ 1,293,617</u>	<u>\$ 1,293,617</u>
--	---------------------	---------------------

Object-of-Expense Informational Listing:		
Salaries and Wages	\$ 1,185,778	\$ 1,199,565
Other Personnel Costs	14,360	16,520
Consumable Supplies	6,280	5,000
Utilities	12,000	12,000
Travel	10,500	10,500
Rent - Machine and Other	6,478	6,478
Other Operating Expense	58,221	43,554
Total, Object-of-Expense Informational Listing	<u>\$ 1,293,617</u>	<u>\$ 1,293,617</u>

Estimated Allocations for Employee Benefits and Debt Service Appropriations Made Elsewhere in this Act:

<u>Employee Benefits</u>		
Retirement	\$ 49,149	\$ 49,886
Group Insurance	140,014	144,287

TWELFTH COURT OF APPEALS DISTRICT, TYLER
(Continued)

Social Security	82,759	84,001
Benefits Replacement	<u>3,707</u>	<u>3,522</u>
Subtotal, Employee Benefits	<u>\$ 275,629</u>	<u>\$ 281,696</u>
Total, Estimated Allocations for Employee Benefits and Debt Service Appropriations Made Elsewhere in this Act	<u>\$ 275,629</u>	<u>\$ 281,696</u>

- 1. Performance Measure Targets.** The following is a listing of the key performance target levels for the Twelfth Court of Appeals District, Tyler. It is the intent of the Legislature that appropriations made by this Act be utilized in the most efficient and effective manner possible to achieve the intended mission of the Twelfth Court of Appeals District, Tyler. In order to achieve the objectives and service standards established by this Act, the Twelfth Court of Appeals District, Tyler shall make every effort to attain the following designated key performance target levels associated with each item of appropriation.

	<u>2008</u>	<u>2009</u>
A. Goal: APPELLATE COURT OPERATIONS		
Outcome (Results/Impact):		
Clearance Rate	100%	100%
Percentage of Cases Under Submission for Less Than One Year	100%	100%
Percentage of Cases Pending for Less Than Two Years	100%	100%

THIRTEENTH COURT OF APPEALS DISTRICT, CORPUS CHRISTI-EDINBURG

	For the Years Ending	
	August 31, <u>2008</u>	August 31, <u>2009</u>
Method of Financing:		
General Revenue Fund	\$ 2,186,932	\$ 2,186,931
<u>Other Funds</u>		
Judicial Fund No. 573	182,900	182,900
Appropriated Receipts	18,000	18,000
Interagency Contracts	36,000	36,000
Subtotal, Other Funds	<u>\$ 236,900</u>	<u>\$ 236,900</u>
Total, Method of Financing	<u><u>\$ 2,423,832</u></u>	<u><u>\$ 2,423,831</u></u>

This bill pattern represents an estimated 94.6% of this agency's estimated total available funds for the biennium.

Number of Full-Time-Equivalents (FTE):	32.0	32.0
---	------	------

Schedule of Exempt Positions:

Chief Justice	\$140,000	\$140,000
Justice	(5) 137,500	(5) 137,500

Items of Appropriation:

A. Goal: APPELLATE COURT OPERATIONS		
A.1.1. Strategy: APPELLATE COURT OPERATIONS	\$ 2,423,832	\$ 2,423,831 & UB

Grand Total, THIRTEENTH COURT OF APPEALS DISTRICT, CORPUS CHRISTI-EDINBURG	<u><u>\$ 2,423,832</u></u>	<u><u>\$ 2,423,831</u></u>
---	----------------------------	----------------------------

Object-of-Expense Informational Listing:

Salaries and Wages	\$ 2,276,758	\$ 2,276,758
Other Personnel Costs	19,740	19,980
Consumable Supplies	17,500	17,500
Travel	12,500	12,500
Rent - Machine and Other	2,500	2,500

THIRTEENTH COURT OF APPEALS DISTRICT, CORPUS CHRISTI-EDINBURG
(Continued)

Other Operating Expense	46,000	46,000
Capital Expenditures	<u>48,834</u>	<u>48,593</u>

Total, Object-of-Expense Informational Listing	<u>\$ 2,423,832</u>	<u>\$ 2,423,831</u>
---	----------------------------	----------------------------

Estimated Allocations for Employee Benefits and Debt Service Appropriations Made Elsewhere in this Act:

<u>Employee Benefits</u>		
Retirement	\$ 87,815	\$ 89,133
Group Insurance	206,687	210,388
Social Security	157,823	160,190
Benefits Replacement	<u>8,341</u>	<u>7,924</u>
Subtotal, Employee Benefits	<u>\$ 460,666</u>	<u>\$ 467,635</u>
Total, Estimated Allocations for Employee Benefits and Debt Service Appropriations Made Elsewhere in this Act		
	<u>\$ 460,666</u>	<u>\$ 467,635</u>

1. Performance Measure Targets. The following is a listing of the key performance target levels for the Thirteenth Court of Appeals District, Corpus Christi-Edinburg. It is the intent of the Legislature that appropriations made by this Act be utilized in the most efficient and effective manner possible to achieve the intended mission of the Thirteenth Court of Appeals District, Corpus Christi-Edinburg. In order to achieve the objectives and service standards established by this Act, the Thirteenth Court of Appeals District, Corpus Christi-Edinburg shall make every effort to attain the following designated key performance target levels associated with each item of appropriation.

	<u>2008</u>	<u>2009</u>
A. Goal: APPELLATE COURT OPERATIONS		
Outcome (Results/Impact):		
Clearance Rate	100%	100%
Percentage of Cases Under Submission for Less Than One Year	100%	100%
Percentage of Cases Pending for Less Than Two Years	100%	100%

FOURTEENTH COURT OF APPEALS DISTRICT, HOUSTON

	For the Years Ending	
	August 31,	August 31,
	<u>2008</u>	<u>2009</u>
Method of Financing:		
General Revenue Fund	\$ 3,304,415	\$ 3,304,413
<u>Other Funds</u>		
Judicial Fund No. 573	273,350	273,350
Appropriated Receipts	11,539	11,539
Interagency Contracts	42,500	42,500
Subtotal, Other Funds	<u>\$ 327,389</u>	<u>\$ 327,389</u>
Total, Method of Financing	<u>\$ 3,631,804</u>	<u>\$ 3,631,802</u>

This bill pattern represents an estimated 90.9% of this agency's estimated total available funds for the biennium.

Number of Full-Time-Equivalents (FTE):	55.5	55.5
---	------	------

Schedule of Exempt Positions:		
Chief Justice	\$140,000	\$140,000
Justice	(8) 137,500	(8) 137,500

FOURTEENTH COURT OF APPEALS DISTRICT, HOUSTON
(Continued)

Items of Appropriation:

A. Goal: APPELLATE COURT OPERATIONS			
A.1.1. Strategy: APPELLATE COURT OPERATIONS	\$	3,631,804	\$ 3,631,802 & UB
Grand Total, FOURTEENTH COURT OF APPEALS DISTRICT, HOUSTON	\$	<u>3,631,804</u>	\$ <u>3,631,802</u>

Object-of-Expense Informational Listing:

Salaries and Wages	\$	3,432,868	\$ 3,432,867
Other Personnel Costs		44,994	44,994
Professional Fees and Services		1,238	1,238
Consumable Supplies		19,670	19,670
Travel		7,683	7,683
Rent - Building		4,898	4,898
Other Operating Expense		120,453	120,452
Total, Object-of-Expense Informational Listing	\$	<u>3,631,804</u>	\$ <u>3,631,802</u>

Estimated Allocations for Employee Benefits and Debt Service Appropriations Made Elsewhere in this Act:

<u>Employee Benefits</u>			
Retirement	\$	112,744	\$ 114,435
Group Insurance		320,653	327,325
Social Security		224,090	227,452
Benefits Replacement		<u>10,117</u>	<u>9,611</u>
 Subtotal, Employee Benefits	 \$	 <u>667,604</u>	 \$ <u>678,823</u>
Total, Estimated Allocations for Employee Benefits and Debt Service Appropriations Made Elsewhere in this Act	\$	<u>667,604</u>	\$ <u>678,823</u>

1. **Performance Measure Targets.** The following is a listing of the key performance target levels for the Fourteenth Court of Appeals District, Houston. It is the intent of the Legislature that appropriations made by this Act be utilized in the most efficient and effective manner possible to achieve the intended mission of the Fourteenth Court of Appeals District, Houston. In order to achieve the objectives and service standards established by this Act, the Fourteenth Court of Appeals District, Houston shall make every effort to attain the following designated key performance target levels associated with each item of appropriation.

	<u>2008</u>	<u>2009</u>
A. Goal: APPELLATE COURT OPERATIONS		
Outcome (Results/Impact):		
Clearance Rate	100%	100%
Percentage of Cases Under Submission for Less Than One Year	100%	100%
Percentage of Cases Pending for Less Than Two Years	100%	100%

OFFICE OF COURT ADMINISTRATION, TEXAS JUDICIAL COUNCIL

	For the Years Ending	
	August 31,	August 31,
	<u>2008</u>	<u>2009</u>
Method of Financing:		
General Revenue Fund	\$ 14,207,181	\$ 10,278,589
GR Dedicated - Fair Defense Account No. 5073	15,798,768	15,798,768
<u>Other Funds</u>		
Appropriated Receipts	583,693	583,694
Interagency Contracts	4,098,019	4,108,514
 Subtotal, Other Funds	 \$ <u>4,681,712</u>	 \$ <u>4,692,208</u>
Total, Method of Financing	\$ <u>34,687,661</u>	\$ <u>30,769,565</u>

OFFICE OF COURT ADMINISTRATION, TEXAS JUDICIAL COUNCIL
(Continued)

Other Direct and Indirect Costs Appropriated Elsewhere in this Act	\$	37,994	\$	38,104
---	----	--------	----	--------

This bill pattern represents an estimated 100% of this agency's estimated total available funds for the biennium.

Number of Full-Time-Equivalents (FTE):		195.0		196.0
---	--	-------	--	-------

Schedule of Exempt Positions: Administrative Director, Group 5 ¹		\$110,770		\$110,770
---	--	-----------	--	-----------

Items of Appropriation:

A. Goal: PROCESSES AND INFORMATION

Improve Processes and Report Information.

A.1.1. Strategy: COURT ADMINISTRATION²	\$	2,247,391	\$	2,252,891 & UB
--	----	-----------	----	-------------------

A.1.2. Strategy: INFORMATION TECHNOLOGY	\$	7,814,947	\$	3,850,561 & UB
--	----	-----------	----	-------------------

A.1.3. Strategy: DOCKET EQUALIZATION	\$	18,000	\$	18,000 & UB
---	----	--------	----	----------------

Equalization of the Courts of Appeals Dockets. A.1.4. Strategy: ASSIST ADMIN JUDICIAL REGIONS	\$	201,759	\$	201,760 & UB
---	----	---------	----	-----------------

Assistance to the Administrative Judicial Regions. A.1.5. Strategy: GUARDIANS AND PROCESS SERVERS	\$	76,728	\$	76,728 & UB
---	----	--------	----	----------------

A.2.1. Strategy: INDIGENT DEFENSE	\$	15,798,768	\$	15,798,768 & UB
--	----	------------	----	--------------------

Indigent Defense Standards and Services.

Total, Goal A: PROCESSES AND INFORMATION	\$	<u>26,157,593</u>	\$	<u>22,198,708</u>
---	----	-------------------	----	-------------------

B. Goal: SPECIALTY COURT PROGRAMS

Complete Specialty Court Program Cases.

B.1.1. Strategy: CHILD SUPPORT COURTS PROGRAM	\$	6,111,698	\$	6,132,403 & UB
--	----	-----------	----	-------------------

B.1.2. Strategy: CHILD PROTECTION COURTS PROGRAM	\$	2,254,691	\$	2,271,687 & UB
---	----	-----------	----	-------------------

Total, Goal B: SPECIALTY COURT PROGRAMS	\$	<u>8,366,389</u>	\$	<u>8,404,090</u>
--	----	------------------	----	------------------

C. Goal: COURT REPORTERS CERT BOARD

Court Reporters Certification Board.

C.1.1. Strategy: COURT REPORTERS CERT BOARD	\$	153,191	\$	153,191 & UB
--	----	---------	----	-----------------

Court Reporters Certification Board.

C.1.2. Strategy: TEXASONLINE	\$	10,488	\$	13,576 & UB
-------------------------------------	----	--------	----	----------------

TexasOnline. Estimated and Nontransferable.

Total, Goal C: COURT REPORTERS CERT BOARD	\$	<u>163,679</u>	\$	<u>166,767</u>
--	----	----------------	----	----------------

Grand Total, OFFICE OF COURT ADMINISTRATION, TEXAS JUDICIAL COUNCIL	\$	<u><u>34,687,661</u></u>	\$	<u><u>30,769,565</u></u>
--	----	--------------------------	----	--------------------------

Object-of-Expense Informational Listing:

Salaries and Wages	\$	11,781,875	\$	11,877,816
Other Personnel Costs		202,220		208,980
Professional Fees and Services		3,692,071		922,071

¹ Modified under the authority given to the Chief Justice of the Supreme Court of Texas to set the rate of compensation for the Administrative Director of the Office of Court Administration in Article IV, Special Provisions, § 15, of this Act.

² Incorporates Article IX, § 19.48 of this Act, due to the enactment of SB 749, 80th Legislature, Regular Session, relating to the salary of a district judge presiding over multi-district proceedings involving asbestos- or silica-related injuries, resulting in an increase in General Revenue Funds of \$60,500 in FY 2008 and \$66,000 in FY 2009.

OFFICE OF COURT ADMINISTRATION, TEXAS JUDICIAL COUNCIL
(Continued)

Consumable Supplies	92,085	90,585
Utilities	15,338	15,338
Travel	496,660	496,607
Rent - Building	8,585	8,585
Rent - Machine and Other	11,467	11,467
Other Operating Expense	3,276,592	2,194,848
Grants	14,913,268	14,913,268
Capital Expenditures	<u>197,500</u>	<u>30,000</u>

Total, Object-of-Expense Informational Listing	<u>\$ 34,687,661</u>	<u>\$ 30,769,565</u>
---	-----------------------------	-----------------------------

Estimated Allocations for Employee Benefits and Debt Service Appropriations Made Elsewhere in this Act:

Employee Benefits

Retirement	\$ 712,472	\$ 723,159
Group Insurance	980,401	994,769
Social Security	853,780	866,587
Benefits Replacement	<u>71,733</u>	<u>68,146</u>

Subtotal, Employee Benefits	<u>\$ 2,618,386</u>	<u>\$ 2,652,661</u>
-----------------------------	---------------------	---------------------

Debt Service

Lease Payments	<u>\$ 221,954</u>	<u>\$ 218,119</u>
----------------	-------------------	-------------------

Total, Estimated Allocations for Employee Benefits and Debt Service Appropriations Made Elsewhere in this Act	<u>\$ 2,840,340</u>	<u>\$ 2,870,780</u>
--	----------------------------	----------------------------

1. **Performance Measure Targets.** The following is a listing of the key performance target levels for the Office of Court Administration, Texas Judicial Council. It is the intent of the Legislature that appropriations made by this Act be utilized in the most efficient and effective manner possible to achieve the intended mission of the Office of Court Administration, Texas Judicial Council. In order to achieve the objectives and service standards established by this Act, the Office of Court Administration, Texas Judicial Council shall make every effort to attain the following designated key performance target levels associated with each item of appropriation.

	<u>2008</u>	<u>2009</u>
A. Goal: PROCESSES AND INFORMATION		
Outcome (Results/Impact):		
Percent of Entities Reporting Case Statistics Electronically	67.2%	69.4%
Average Percentage Point Increase in Collection Rate for Mandatory Collection Improvement Progress	16	16
Percent of Counties Receiving State Funds for Indigent Defense	91%	91%
B. Goal: SPECIALTY COURT PROGRAMS		
Outcome (Results/Impact):		
Child Support Courts Case Disposition Rate	100%	100%
B.1.2. Strategy: CHILD PROTECTION COURTS PROGRAM		
Output (Volume):		
Number of Children Who Have Received a Final Order	5,350	5,564
C. Goal: COURT REPORTERS CERT BOARD		
Outcome (Results/Impact):		
Percentage of Licensees with No Recent Violations	99%	99%
Percent of Licensees Who Renew Online	70%	62%
C.1.1. Strategy: COURT REPORTERS CERT BOARD		
Output (Volume):		
Number of New Licenses Issued to Individuals	65	65

2. **Capital Budget.** None of the funds appropriated above may be expended for capital budget items except as listed below. The amounts shown below shall be expended only for the purposes shown and are not available for expenditure for other purposes. Amounts appropriated above and identified in this provision as appropriations either for "Lease Payments to the Master Lease Purchase Program" or for items with an "(MLPP)" notation shall be expended only for the purpose of making lease-purchase payments to the Texas Public Finance Authority pursuant to the provisions of Government Code § 1232.103.

OFFICE OF COURT ADMINISTRATION, TEXAS JUDICIAL COUNCIL
(Continued)

	<u>2008</u>	<u>2009</u>
a. Acquisition of Information Resource Technologies		
(1) Computer Equipment and Software	\$ 898,129	\$ UB
(2) Texas Appeals Management and E-Filing System	1,226,200	1,090,000 & UB
(3) Texas Data Enabled Courts for Kids	560,370	560,370 & UB
(4) Automated Registry System	2,850,000	150,000 & UB
Total, Acquisition of Information Resource Technologies	<u>\$ 5,534,699</u>	<u>\$ 1,800,370</u>
Total, Capital Budget	<u>\$ 5,534,699</u>	<u>\$ 1,800,370</u>

Method of Financing (Capital Budget):

General Revenue Fund	\$ 4,974,329	\$ 1,240,000
Appropriated Receipts	<u>560,370</u>	<u>560,370</u>
Total, Method of Financing	<u>\$ 5,534,699</u>	<u>\$ 1,800,370</u>

3. **Restriction, Assistance to the Administrative Judicial Regions.** Funds appropriated in Strategy A.1.4, Assistance to Administrative Judicial Regions, may be used only for the payment of salaries of administrative assistants employed by the presiding judges of the Administrative Judicial Regions pursuant to Government Code § 74.050, as amended. The salaries paid the administrative assistants may be supplemented from sources other than appropriations provided by this Act.
4. **Information Regarding Allocation of Full-Time-Equivalent Positions.** The following data regarding allocation of the "Number of Full-Time-Equivalent Positions (FTE)" is provided for informational purposes only, and should not be construed as a cap on the number of FTEs in any one strategy: Strategy A.1.1, Court Administration (33.5 FTEs); Strategy A.1.2, Information Technology (26.0 FTEs in fiscal year 2008 and 27.0 FTEs in fiscal year 2009); Strategy A.1.4, Assistance to Administrative Judicial Regions (9.0 FTEs); Strategy A.1.5, Guardians and Process Servers (1.0); Strategy A.2.1, Indigent Defense (7.0 FTEs); Strategy B.1.1, Child Support Courts Program (86.5 FTEs); Strategy B.1.2, Child Protection Courts Program (29.0 FTEs); and Strategy C.1.1, Court Reporters Certification Board (3.0 FTEs).
5. **Information Services for the Trial Courts.** Out of funds appropriated above in Strategy A.1.2, Information Technology, no less than \$4,800,776 shall be dedicated to providing information services for the Trial Courts. Contingent on passage of House Bill 368 or similar legislation by the Eightieth Legislature that exempts the Office of Court Administration from certain requirements relating to the disposition of computer equipment, the agency is directed to give preference to a local or state governmental entity in the judicial branch of local or state government when disposing of surplus or salvage computer equipment.
6. **Information Technology Equipment and Services.** It is the intent of the Legislature that the Office of Court Administration provide staff and information technology equipment and services for the Judicial Committee on Information Technology and information technology equipment and services for the State Law Library, Office of the State Prosecuting Attorney, Court Reporters Certification Board, and State Commission on Judicial Conduct subject to funds available within amounts appropriated above for Strategy A.1.2, Information Technology.
7. **District Court Performance Measures.** It is the intent of the Legislature that the Office of Court Administration report data for the district courts on a countywide basis and that the data measure countywide clearance rates for criminal, civil, and juvenile cases and measure age of cases disposed and the backlog index for criminal and civil cases. Further, the Office of Court Administration should revise its reporting system for the trial courts to simplify reporting, improve data collection and compliance, and streamline its annual report of the Texas judicial system.

OFFICE OF COURT ADMINISTRATION, TEXAS JUDICIAL COUNCIL
(Continued)

8. **Appellate Court Performance Measures.** It is the intent of the Legislature that the current performance measures for the appellate courts continue to be used for caseload management by each court in accordance with uniform data reporting standards approved by the courts of appeals. Further, the appellate courts should continuously find ways to operate efficiently without sacrificing the quality of justice while remaining true to the rule of law. Finally, the Office of Court Administration should continue to study whether the statistical data currently reported is presented in a clear, understandable format and what, if any, additional data should be collected.
9. **Assistance to Presiding Judges of the Nine Administrative Judicial Regions.** The Office of Court Administration shall assist the presiding judges of the nine administrative judicial regions in seeking alternative funding, including federal funding, for payments to visiting judges serving in the nine administrative judicial regions.
10. **Interagency Contract for Assigned Judges for Child Protection Courts.** Out of funds appropriated above to Strategy B.1.2, Child Protection Courts Program, the Office of Court Administration may enter into a contract with the Office of the Comptroller for fiscal years 2008 and 2009, for the purpose of reimbursing the Comptroller for amounts expended for judges assigned under Chapter 74, Government Code to hear cases of the Child Protection Courts established pursuant to Subchapter C, Chapter 201, Family Code. It is the intent of the Legislature that any amounts reimbursed under this contract for judges assigned to the Child Protection Courts are in addition to amounts appropriated for the use of assigned judges in Strategy A.1.2, Visiting Judges - Regions in the Judiciary Section, Comptroller's Department.
11. **Indigent Defense.** All amounts deposited into the Fair Defense Account (General Revenue - Dedicated Account No. 5073) are appropriated in Strategy A.2.1, Indigent Defense. Any amounts deposited in excess of \$15,539,000 in fiscal year 2008 and \$15,597,000 in fiscal year 2009 are hereby appropriated to the Office of Court Administration, Texas Judicial Council for the same purpose. Any unexpended balances in the Fair Defense Account at the end of fiscal year 2007 are hereby appropriated for fiscal year 2008 to the Office of Court Administration, Texas Judicial Council for the same purpose (estimated to be \$461,536). Any unexpended balances in the Fair Defense Account at the end of fiscal year 2008 are hereby appropriated for fiscal year 2009 to the Office of Court Administration, Texas Judicial Council for the same purpose. Included above in Strategy A.2.1, Indigent Defense, is \$685,500 in fiscal year 2008 and \$685,500 in fiscal year 2009 for the administration of the Task Force on Indigent Defense. The Task Force on Indigent Defense shall have authority to make grants to counties from the Fair Defense Account, with funds being disbursed by the Comptroller. In no event shall the appropriation made by this section be used to offset the Office of Court Administration's administrative support provided to the Task Force on Indigent Defense.
12. **Appropriations Limited to Revenue Collections.** It is the intent of the Legislature that fees, fines and other miscellaneous revenues as authorized and generated by the Court Reporters Certification Board cover, at a minimum, the cost of the appropriations made above in Strategy C.1.1, Court Reporters Certification Board and Strategy C.1.2, TexasOnline as well as an amount equal to the amount identified above in the informational item "Other Direct and Indirect Costs Appropriated Elsewhere in this Act." In the event that actual and/or projected revenue collections are insufficient to offset the costs identified by this provision, the Legislative Budget Board may direct that the Comptroller of Public Accounts reduce the appropriation authority provided above to be within the amount of revenue expected to be available.
13. **Innocence Projects.** Out of amounts appropriated above in Strategy A.2.1, Indigent Defense, \$400,000 in each year of the biennium from the General Revenue-Dedicated Fair Defense Account No. 5073 shall be used by the Task Force on Indigent Defense to contract with law schools at the University of Houston, the University of Texas, Texas Tech University, and Texas Southern University for innocence projects. It is the intent of the Legislature that the amount of each contract with each university shall be \$100,000. Any unexpended balances in the \$400,000 in funds designated for innocence projects as of August 31, 2008 are hereby appropriated to Strategy A.2.1, Indigent Defense for the same purpose for the fiscal year beginning September 1, 2008.
14. **Performance Reporting for the Collection Improvement Program.** The Office of Court Administration shall report on an annual basis the following information to the Legislative Budget Board and the Governor: (1) the number of mandatory programs in operation; (2) the

OFFICE OF COURT ADMINISTRATION, TEXAS JUDICIAL COUNCIL
(Continued)

number of mandatory programs not in compliance; (3) the number of voluntary programs in operation; (4) the number of new voluntary programs in operation; (5) the total additional state revenue per voluntary program; and (6) per program revenue from all participating programs. The Office of Court Administration should seek to increase the number of voluntary programs by five each fiscal year.

- 15. Automated Registry System.** Included in amounts appropriated above in Strategy A.1.2, Information Technology is \$3,000,000 from General Revenue for the biennium (\$2,850,000 in fiscal year 2008 and \$150,000 in fiscal year 2009, including 2.0 additional FTEs) to enter into a contract for the creation and maintenance of an automated registry system to coordinate the sharing of information from various state agency databases and the judicial system. Nothing in this provision shall require state agencies and the judiciary to share information that is in violation of any state or federal law. Any unexpended balances as of August 31, 2008 in the appropriations made herein to the Office of Court Administration are appropriated for the same purpose for the fiscal year beginning September 1, 2008.

OFFICE OF THE STATE PROSECUTING ATTORNEY

	For the Years Ending	
	August 31, 2008	August 31, 2009
Method of Financing:		
General Revenue Fund	\$ 426,402	\$ 424,602
Total, Method of Financing	<u>\$ 426,402</u>	<u>\$ 424,602</u>
This bill pattern represents an estimated 100% of this agency's estimated total available funds for the biennium.		
Number of Full-Time-Equivalents (FTE):	5.0	5.0
Schedule of Exempt Positions:		
State Prosecuting Attorney	\$125,000	\$125,000
Items of Appropriation:		
A. Goal: REPRESENTATION BEFORE CCA		
Representation of the State before the Court of Criminal Appeals.		
A.1.1. Strategy: REPRESENTATION BEFORE CCA	\$ 426,402	\$ 424,602 & UB
Representation of the State before the Court of Criminal Appeals.		
Grand Total, OFFICE OF THE STATE PROSECUTING ATTORNEY	<u>\$ 426,402</u>	<u>\$ 424,602</u>
Object-of-Expense Informational Listing:		
Salaries and Wages	\$ 387,987	\$ 387,987
Other Personnel Costs	14,540	15,740
Professional Fees and Services	3,360	500
Consumable Supplies	1,380	1,380
Utilities	6,498	6,498
Travel	3,850	3,850
Rent - Machine and Other	3,000	3,000
Other Operating Expense	2,387	2,247
Capital Expenditures	<u>3,400</u>	<u>3,400</u>
Total, Object-of-Expense Informational Listing	<u>\$ 426,402</u>	<u>\$ 424,602</u>
Estimated Allocations for Employee Benefits and Debt Service Appropriations Made Elsewhere in this Act:		
<u>Employee Benefits</u>		
Retirement	\$ 22,412	\$ 22,749
Group Insurance	44,432	46,092

OFFICE OF THE STATE PROSECUTING ATTORNEY
(Continued)

Social Security	26,438	26,834
Benefits Replacement	<u>4,257</u>	<u>4,044</u>
Subtotal, Employee Benefits	\$ <u>97,539</u>	\$ <u>99,719</u>
<u>Debt Service</u>		
Lease Payments	\$ <u>91,143</u>	\$ <u>89,429</u>
Total, Estimated Allocations for Employee Benefits and Debt Service Appropriations Made Elsewhere in this Act	\$ <u>188,682</u>	\$ <u>189,148</u>

1. **Performance Measure Targets.** The following is a listing of the key performance target levels for the Office of the State Prosecuting Attorney. It is the intent of the Legislature that appropriations made by this Act be utilized in the most efficient and effective manner possible to achieve the intended mission of the Office of the State Prosecuting Attorney. In order to achieve the objectives and service standards established by this Act, the Office of the State Prosecuting Attorney shall make every effort to attain the following designated key performance target levels associated with each item of appropriation.

	<u>2008</u>	<u>2009</u>
A. Goal: REPRESENTATION BEFORE CCA		
Outcome (Results/Impact):		
Petitions for Discretionary Review Granted by the Court of Criminal Appeals	20	20

STATE LAW LIBRARY

	For the Years Ending	
	August 31, 2008	August 31, 2009
	<u>2008</u>	<u>2009</u>
Method of Financing:		
General Revenue Fund	\$ 906,776	\$ 906,776
<u>Other Funds</u>		
Appropriated Receipts	42,000	42,000
Interagency Contracts	1,100	1,100
Subtotal, Other Funds	\$ <u>43,100</u>	\$ <u>43,100</u>
Total, Method of Financing	\$ <u>949,876</u>	\$ <u>949,876</u>
This bill pattern represents an estimated 100% of this agency's estimated total available funds for the biennium.		
Number of Full-Time-Equivalents (FTE):	11.0	11.0
Schedule of Exempt Positions:		
Director, Group 1	\$63,800	\$63,800
Items of Appropriation:		
A. Goal: ADMINISTRATION AND OPERATIONS		
A.1.1. Strategy: ADMINISTRATION AND OPERATIONS	\$ 949,876	\$ 949,876
Grand Total, STATE LAW LIBRARY	\$ <u>949,876</u>	\$ <u>949,876</u>
Object-of-Expense Informational Listing:		
Salaries and Wages	\$ 413,606	\$ 413,606
Other Personnel Costs	15,040	15,020
Consumable Supplies	2,500	2,500
Utilities	66	66
Rent - Building	240	240
Rent - Machine and Other	14,400	14,400
Other Operating Expense	355,747	355,767
Capital Expenditures	<u>148,277</u>	<u>148,277</u>
Total, Object-of-Expense Informational Listing	\$ <u>949,876</u>	\$ <u>949,876</u>

STATE LAW LIBRARY
(Continued)

Estimated Allocations for Employee Benefits and Debt
Service Appropriations Made Elsewhere in this Act:

<u>Employee Benefits</u>		
Retirement	\$ 27,854	\$ 28,272
Group Insurance	46,779	47,246
Social Security	31,063	31,529
Benefits Replacement	<u>3,707</u>	<u>3,522</u>
Subtotal, Employee Benefits	\$ <u>109,403</u>	\$ <u>110,569</u>
<u>Debt Service</u>		
Lease Payments	\$ <u>322,288</u>	\$ <u>316,720</u>
Total, Estimated Allocations for Employee Benefits and Debt Service Appropriations Made Elsewhere in this Act	\$ <u>431,691</u>	\$ <u>427,289</u>

1. **Performance Measure Targets.** The following is a listing of the key performance target levels for the State Law Library. It is the intent of the Legislature that appropriations made by this Act be utilized in the most efficient and effective manner possible to achieve the intended mission of the State Law Library. In order to achieve the objectives and service standards established by this Act, the State Law Library shall make every effort to attain the following designated key performance target levels associated with each item of appropriation.

	<u>2008</u>	<u>2009</u>
A. Goal: ADMINISTRATION AND OPERATIONS		
Outcome (Results/Impact):		
Percentage of Positive Evaluations of Library Service by Library Users	97%	97%

2. **Capital Budget.** None of the funds appropriated above may be expended for capital budget items except as listed below. The amounts shown below shall be expended only for the purposes shown and are not available for expenditure for other purposes. Amounts appropriated above and identified in this provision as appropriations either for "Lease Payments to the Master Lease Purchase Program" or for items with and "(MLPP)" notation shall be expended only for the purpose of making lease-purchase payments to the Texas Public Finance Authority pursuant to the provisions of Government Code § 1232.103.

	<u>2008</u>	<u>2009</u>
a. Acquisition of Capital Equipment and Items		
(1) Library Collection Materials	\$ 148,277	\$ 148,277
Total, Capital Budget	\$ <u>148,277</u>	\$ <u>148,277</u>

Method of Financing (Capital Budget):

General Revenue Fund	\$ <u>148,277</u>	\$ <u>148,277</u>
Total, Method of Financing	\$ <u>148,277</u>	\$ <u>148,277</u>

3. **Appropriation of Receipts: Fees and Service Charges.** Appropriations above in Strategy A.1.1, Administration and Operations, include \$42,000 in fiscal year 2008 and \$42,000 in fiscal year 2009 from collection of fees and service charges. All receipts collected by the State Law Library as fees and service charges, as authorized pursuant to Government Code § 91.011, in excess of such amounts appropriated above, are hereby appropriated to the State Law Library for the biennium beginning September 1, 2007.
4. **Computer-based Legal Research Services.** The State Law Library is hereby authorized to enter into interagency contracts with other state agencies and the courts for providing a computer-based legal research service. Appropriations above in Strategy A.1.1, Administration and Operations, include \$1,100 in fiscal year 2008 and \$1,100 in fiscal year 2009 in interagency contracts for computer-based legal research services. The State Law Library shall charge an amount for this service equal to the cost to the library for providing this service.

STATE LAW LIBRARY
(Continued)

5. **Fee Schedule, Duplication Services.** The State Law Library shall set a fee schedule for duplication services to the inmates of the Texas Department of Criminal Justice at the same amount per page as charged to the general public.
6. **Unexpended Balances.** Any unexpended and unobligated balances remaining in Strategy A.1.1, Administration and Operations, as of August 31, 2008, are hereby appropriated for fiscal year 2009, in an amount not to exceed \$50,000, to the State Law Library for the purpose of acquiring legal reference materials.

STATE COMMISSION ON JUDICIAL CONDUCT

	For the Years Ending	
	August 31, 2008	August 31, 2009
Method of Financing:		
General Revenue Fund	\$ 883,766	\$ 883,767
Total, Method of Financing	<u>\$ 883,766</u>	<u>\$ 883,767</u>
This bill pattern represents an estimated 100% of this agency's estimated total available funds for the biennium.		
Number of Full-Time-Equivalents (FTE):	15.0	15.0
Schedule of Exempt Positions:		
Executive Director, Group 4	\$110,000	\$110,000
Items of Appropriation:		
A. Goal: ADMINISTRATION AND ENFORCEMENT		
A.1.1. Strategy: ADMINISTRATION AND ENFORCEMENT	\$ 883,766	\$ 883,767 & UB
Grand Total, STATE COMMISSION ON JUDICIAL CONDUCT	<u>\$ 883,766</u>	<u>\$ 883,767</u>
Object-of-Expense Informational Listing:		
Salaries and Wages	\$ 738,000	\$ 738,000
Other Personnel Costs	11,500	11,500
Professional Fees and Services	26,375	26,375
Consumable Supplies	7,000	7,000
Utilities	1,000	1,000
Travel	39,000	39,000
Rent - Building	1,302	1,302
Rent - Machine and Other	2,500	2,500
Other Operating Expense	<u>57,089</u>	<u>57,090</u>
Total, Object-of-Expense Informational Listing	<u>\$ 883,766</u>	<u>\$ 883,767</u>
Estimated Allocations for Employee Benefits and Debt Service Appropriations Made Elsewhere in this Act:		
<u>Employee Benefits</u>		
Retirement	\$ 45,585	\$ 46,269
Group Insurance	96,608	99,382
Social Security	54,891	55,715
Benefits Replacement	<u>1,468</u>	<u>1,395</u>
Subtotal, Employee Benefits	<u>\$ 198,552</u>	<u>\$ 202,761</u>
<u>Debt Service</u>		
Lease Payments	<u>\$ 61,297</u>	<u>\$ 60,279</u>
Total, Estimated Allocations for Employee Benefits and Debt Service Appropriations Made Elsewhere in this Act	<u>\$ 259,849</u>	<u>\$ 263,040</u>

STATE COMMISSION ON JUDICIAL CONDUCT
(Continued)

1. **Performance Measure Targets.** The following is a listing of the key performance target levels for the State Commission on Judicial Conduct. It is the intent of the Legislature that appropriations made by this Act be utilized in the most efficient and effective manner possible to achieve the intended mission of the State Commission on Judicial Conduct. In order to achieve the objectives and service standards established by this Act, the State Commission on Judicial Conduct shall make every effort to attain the following designated key performance target levels associated with each item of appropriation.

	<u>2008</u>	<u>2009</u>
A. Goal: ADMINISTRATION AND ENFORCEMENT		
Outcome (Results/Impact):		
Percentage of Cases Disposed	100%	100%

2. **Unexpended Balances.** The State Commission on Judicial Conduct is hereby authorized to carry forward unexpended balances from fiscal year 2008 into fiscal year 2009.
3. **Formal Proceedings and Appeals.** Out of the amounts appropriated above in Strategy A.1.1, Administration and Enforcement, \$21,375 in fiscal year 2008 and \$21,375 in fiscal year 2009 are authorized for the expenses of formal proceedings and appeals initiated under the *Procedural Rules for the Removal or Retirement of Judges* promulgated under Texas Constitution, Article V, Section 1-a, notwithstanding other funds expended by the Commission for that purpose. Any unexpended balance of funds authorized under this provision on August 31, 2008 may be allocated for the same purpose and for purposes other than formal proceedings and appeals for the fiscal year beginning September 1, 2008.
4. **Investigator Travel.** Out of funds appropriated above in Strategy A.1.1. Administration and Enforcement, \$5,000 in fiscal year 2008 and \$5,000 in fiscal year 2009 shall be used only for the purpose of conducting investigator travel within the State of Texas to investigate possible cases of judicial misconduct.

JUDICIARY SECTION, COMPTROLLER'S DEPARTMENT

	For the Years Ending	
	August 31, <u>2008</u>	August 31, <u>2009</u>
Method of Financing:		
<u>General Revenue Fund</u>		
General Revenue Fund	\$ 83,732,122	\$ 83,930,949
General Revenue - Insurance Companies Maintenance Tax and Insurance Department Fees	1,157,595	1,208,683
Subtotal, General Revenue Fund	<u>\$ 84,889,717</u>	<u>\$ 85,139,632</u>
GR Dedicated - Sexual Assault Program Account No. 5010	0	2,000,000
<u>Other Funds</u>		
State Highway Fund No. 006	967,154	967,154
Felony Prosecutor Supplement Fund No. 303	3,759,000	3,759,000
Criminal Justice Grants	1,418,791	1,418,791
Judicial Fund No. 573	46,646,303	48,053,834
Subtotal, Other Funds	<u>\$ 52,791,248</u>	<u>\$ 54,198,779</u>
Total, Method of Financing	<u><u>\$ 137,680,965</u></u>	<u><u>\$ 141,338,411</u></u>

This bill pattern represents an estimated 100% of this agency's estimated total available funds for the biennium.

JUDICIARY SECTION, COMPTROLLER'S DEPARTMENT
(Continued)

Number of Full-Time-Equivalents (FTE): ¹	604.0	604.7
Schedule of Exempt Positions:		
District and Criminal District Judges (Strategy A.1.1.) ¹	(447) \$125,000	(448) \$125,000
District Attorneys, Criminal District Attorneys and County Attorneys (Strategies B.1.1. and B.1.3.)	(13) 100,000	(13) 100,000
District Attorneys, Criminal District Attorneys and County Attorneys (Strategy B.1.3.)	71,500	71,500
District Attorneys, Criminal District Attorneys and County Attorneys (Strategy B.1.2.) ¹	(141) 125,000	(141) 125,000
Assistant District Attorneys, Fifty-third Judicial District (Strategy B.1.7)	(2) 2,808	(2) 2,808
Items of Appropriation:		
A. Goal: JUDICIAL SALARIES AND PAYMENTS		
A.1.1. Strategy: DISTRICT JUDGES ² District Judge Salaries. Estimated.	\$ 54,891,772	\$ 54,990,729
A.1.2. Strategy: VISITING JUDGES - REGIONS	\$ 4,280,695	\$ 4,280,695 & UB
Per Gov. Code 74.061(c)(d)(h)(i); 24.006(f); and 32.302.		
A.1.3. Strategy: VISITING JUDGES - APPELLATE	\$ 380,618	\$ 380,618 & UB
Per Gov. Code 74.061(c)(d).		
A.1.4. Strategy: LOCAL ADMIN. JUDGE SUPPLEMENT	\$ 65,000	\$ 65,000
Per Gov. Code 659.012(d). Estimated.		
A.1.5. Strategy: DISTRICT JUDGES: TRAVEL	\$ 356,000	\$ 356,000
Per Gov. Code 24.019.		
A.1.6. Strategy: JUDICIAL SALARY PER DIEM	<u>\$ 302,000</u>	<u>\$ 302,000</u>
Per Gov. Code 74.003(c), 74.061 & Assigned District Judges. Estimated.		
Total, Goal A: JUDICIAL SALARIES AND PAYMENTS	<u>\$ 60,276,085</u>	<u>\$ 60,375,042</u>
B. Goal: PROSECUTOR SALARIES AND PAYMENTS		
B.1.1. Strategy: DISTRICT ATTORNEYS: SALARIES	\$ 1,262,720	\$ 1,262,720
Per Gov. Code 41.013.		
B.1.2. Strategy: PROFESSIONAL PROSECUTORS: SALARIES ³	\$ 17,710,170	\$ 17,710,170
Per Gov. Code 46.002; 46.003; and 46.005.		
B.1.3. Strategy: FELONY PROSECUTORS: SALARIES	\$ 271,500	\$ 271,500
Per Gov. Code 44.220; 45.175; and 45.280.		
B.1.4. Strategy: PROSECUTORS: SUBCHAPTER C	\$ 136,023	\$ 136,023
Per Gov. Code 43.180 (Harris) and 41.201(1). Estimated.		
B.1.5. Strategy: FELONY PROSECUTORS: TRAVEL	\$ 283,500	\$ 283,500
Per Gov. Code 43.004, NTE \$1,750 per County in Multi-County Districts.		
B.1.6. Strategy: FELONY PROSECUTORS: EXPENSES	\$ 5,303,780	\$ 5,303,780
Felony Prosecutors: Reimbursements for Expenses of Office.		
B.1.7. Strategy: TRAVIS CO. ASST. DA SUPPLEMENTS	<u>\$ 5,616</u>	<u>\$ 5,616</u>
Travis County Assistant District Attorney Salary Supplements.		
Total, Goal B: PROSECUTOR SALARIES AND PAYMENTS	<u>\$ 24,973,309</u>	<u>\$ 24,973,309</u>

¹ Incorporates Article IX, § 19.46, of this Act, due to the enactment of SB 1951, 80th Legislature, Regular Session, relating to the creation of judicial districts, the creation of the office of district attorney in certain counties together with related travel and office expenses and resulting in an increase in General Revenue Funds of \$892,686 and \$947,113 and in the Judicial Fund No. 573 of \$634,819 and \$679,350 and 12.0 and 12.7 FTEs in FY 2008 and FY 2009 respectively.

² Does not include an adjustment in estimated appropriation authority that the Judiciary Section will expend in longevity pay for active district judges with sixteen years or more in service (estimated to be \$380,160 each fiscal year from the General Revenue Fund).

³ Incorporates Article IX, §§ 19.09, 19.16, and 19.42, of this Act, due to the enactment of HB 622, HB 2288, and SB 1414, 80th Legislature, Regular Session, relating to the application of the professional prosecutors law to district attorneys in certain counties, resulting in an increase in General Revenue Funds of \$61,140 and in the Judicial Fund No. 573 of \$13,860 each fiscal year for related salary increases.

JUDICIARY SECTION, COMPTROLLER'S DEPARTMENT
(Continued)

C. Goal: CO.-LEVEL JUDGES SALARY SUPPLEMENTS

County-Level Judges Salary Supplement Programs.

C.1.1. Strategy: CONST. CO. JUDGE GR/573 SUPPLEMENT Salary Supplement per Gov. Code 26.006. Estimated.	\$	2,115,000	\$	2,115,000
C.1.2. Strategy: CONST. CO. JUDGE 573 SUPPLEMENT Per Gov. Code 26.006 from Receipts per Gov. Code 51.703(d). Estimated.	\$	1,286,695	\$	1,286,695
C.1.3. Strategy: STATUTORY CO. JUDGE 573 SUPPLEMENT ⁴ Per Gov. Code 25.0015 from Receipts per Gov. Code 51.702(d). Estimated.	\$	14,987,546	\$	16,350,546
C.1.4. Strategy: STATUTORY PROBATE JUDGE SUPPLEMENT ⁵ Per Gov. Code 25.00211 from Receipts per Gov. Code 51.704(c). Estimated.	\$	<u>1,487,000</u>	\$	<u>1,487,000</u>
Total, Goal C: CO.-LEVEL JUDGES SALARY SUPPLEMENTS	\$	<u>19,876,241</u>	\$	<u>21,239,241</u>

D. Goal: SPECIAL PROGRAMS

D.1.1. Strategy: ASST. PROSECUTOR LONGEVITY PAY ⁶ Per Gov. Code 41.255(d). Estimated.	\$	3,759,000	\$	3,759,000
D.1.2. Strategy: COUNTY ATTORNEY SUPPLEMENT Per Gov. Code 46.0031. Estimated.	\$	5,342,122	\$	5,342,122
D.1.3. Strategy: WITNESS EXPENSES Per Code of Criminal Procedure, Articles 24.28 and 35.27. Estimated.	\$	1,179,000	\$	1,179,000
D.1.4. Strategy: PUBLIC INTEGRITY UNIT, TRAVIS CO ⁷ Public Integrity Unit, 53rd Judicial District.	\$	3,555,869	\$	3,665,821 & UB
D.1.5. Strategy: SPECIAL PROSECUTION UNIT, WALKER CO ^{8,9} Special Prosecution Unit, Walker County.	\$	4,884,912	\$	6,771,912
D.1.6. Strategy: DEATH PENALTY REPRESENTATION Death Penalty Habeas Representation.	\$	500,000	\$	500,000 & UB
D.1.7. Strategy: NATIONAL CENTER FOR STATE COURTS National Center for State Courts. Estimated.	\$	291,771	\$	291,771 & UB
D.1.8. Strategy: JUROR PAY Juror Pay. Estimated.	\$	10,202,000	\$	10,202,000 & UB

⁴ Incorporates Article IX, § 19.47, of this Act, due to the enactment of SB 600, 80th Legislature, Regular Session, relating to annual \$75,000 salary supplements to all statutory county judges, resulting in an increase from the Judicial Fund No. 573 of \$6,570,000 in FY 2008 and \$7,933,000 in FY 2009.

⁵ Incorporates Article IX, § 19.17, of this Act, due to the enactment of HB 2359, 80th Legislature, Regular Session, relating to the statutory probate court salary supplement program, resulting in an increase from the Judicial Fund No. 573 of \$332,000 each fiscal year.

⁶ Incorporates Article IX, § 19.49, of this Act, due to the enactment of SB 844, 80th Legislature, Regular Session, relating to longevity pay for assistant county attorneys, resulting in an increase from the Felony Prosecutor Fund No. 303 of \$600,000 each fiscal year.

⁷ Incorporates Article IX, § 19.118, of this Act, relating to funding for the Public Integrity Unit, resulting in an increase of \$74,064 in FY 2008 and \$103,496 in FY 2009 from General Revenue for the General State Division and \$8,503 in FY 2008 and \$34,047 in FY 2009 from the General Revenue Fund—Insurance Companies Maintenance Tax and Insurance Department Fees for the Insurance Fraud Division.

⁸ Incorporates Article IX, § 19.23, of this Act, due to the enactment of SB 103, 80th Legislature, Regular Session, relating to the prosecution of criminal offenses or delinquent conduct committed at facilities of the Texas Youth Commission, resulting in an increase of \$1,183,910 in FY 2008 and \$1,070,910 in FY 2009 from General Revenue for the purpose of prosecuting such cases at the request of the county prosecutor in the county where the offense occurred.

⁹ Incorporates Article IX, § 19.74, of this Act, due to the enactment of HB 1751, 80th Legislature, Regular Session, relating to admission fees on certain sexually oriented businesses, resulting in an increase in the General Revenue-Dedicated Sexual Assault Program Fund No. 5010 of \$2,000,000 in FY 2009.

JUDICIARY SECTION, COMPTROLLER'S DEPARTMENT
(Continued)

D.1.9. Strategy: SEX OFFENDER TREATMT. & SUPERVISION	\$ 2,840,656	\$ 3,039,193
Sex Offender Treatment and Supervision.		
Total, Goal D: SPECIAL PROGRAMS	\$ 32,555,330	\$ 34,750,819
Grand Total, JUDICIARY SECTION, COMPTROLLER'S DEPARTMENT	\$ 137,680,965	\$ 141,338,411
Object-of-Expense Informational Listing:		
Salaries and Wages	\$ 84,010,288	\$ 84,207,305
Other Personnel Costs	1,565,321	1,571,463
Professional Fees and Services	447,951	447,951
Fuels and Lubricants	41,550	41,550
Consumable Supplies	107,050	105,050
Utilities	75,166	75,166
Travel	753,833	753,833
Rent - Building	355,970	361,720
Rent - Machine and Other	20,680	20,680
Other Operating Expense	5,002,290	7,169,827
Grants	45,220,866	46,583,866
Capital Expenditures	80,000	0
Total, Object-of-Expense Informational Listing	\$ 137,680,965	\$ 141,338,411
Estimated Allocations for Employee Benefits and Debt Service Appropriations Made Elsewhere in this Act:		
<u>Employee Benefits</u>		
Retirement	\$ 1,209,928	\$ 1,228,077
Group Insurance	6,589,798	6,804,172
Social Security	5,485,179	5,567,456
Benefits Replacement	380,530	361,503
Subtotal, Employee Benefits	\$ 13,665,435	\$ 13,961,208
Total, Estimated Allocations for Employee Benefits and Debt Service Appropriations Made Elsewhere in this Act	\$ 13,665,435	\$ 13,961,208

1. **Appropriation Source.** Pursuant to Government Code § 21.006, all revenues to, and fund balances in, the Judicial Fund No. 573, which are not deposited into the Basic Civil Legal Services Account, are hereby appropriated to the Judiciary Section, Comptroller's Department. In the event that revenues into Fund No. 573 during a fiscal year exceed the amount identified in the Method of Financing as being appropriated out of Fund No. 573 in this Act for that fiscal year the difference shall be appropriated to the Judiciary Section, Comptroller's Department and the General Revenue Fund appropriation for that fiscal year shall be reduced by a like amount (estimated to be \$0).
2. **Salary Limitation, District Judges.** Funds appropriated above in Strategy A.1., District Judges shall be expended for the payment of the state salary for each district judge. Unless otherwise provided by law, in no event shall the aggregate, excluding any county supplement, of the state paid salary and any service retirement annuity paid pursuant to Government Code, Chapter 834 exceed the base salary for any district court judge during any twelve month period. If a district judge draws a salary as a district judge and a retirement annuity pursuant to Government Code, Chapter 834, and the combined amounts exceed the annual base salary for a district judge, the amount expended out of Strategy A.1., District Judges for the state salary of that district judge shall be reduced by an amount which will bring the total amount received by the judge to the base salary paid a district judge for a 12 month period. This provision does not apply to either retired or former judges or justices called to duty as visiting judges pursuant to Government Code, Chapters 74 and 75 and § 24.604 of the Government Code.
3. **Public Integrity Unit: Appropriation Source, Unexpended Balances, and Performance Reporting.**¹⁰ Out of the funds appropriated above in Strategy D.1.4, Public Integrity Unit,

¹⁰ Incorporates Article IX, § 19.118 of this Act, relating to funding for the Public Integrity Unit, resulting in an increase of \$74,064 in FY 2008 and \$103,496 in FY 2009 from General Revenue for the General State Division and \$8,503 in FY 2008 and \$34,047 in FY 2009 from the General Revenue Fund—Insurance Companies Maintenance Tax and Insurance Department Fees for the Insurance Fraud Division.

JUDICIARY SECTION, COMPTROLLER'S DEPARTMENT
(Continued)

Travis County, the following amounts are appropriated specifically to the Public Integrity Unit for the following purposes:

	For the Years Ending	
	August 31, 2008	August 31, 2009
Motor Fuel Tax Fraud Investigations	\$ 967,154	\$ 967,154 & UB
Method of Financing, State Highway Fund No. 006		
Insurance Fraud Investigations	1,157,595	1,208,683 & UB
Method of Financing, General Revenue Fund - Insurance Companies Maintenance Tax and Insurance Department Fees		
General State Government Investigations	1,431,120	1,489,984 & UB
Method of Financing, General Revenue Fund		
Total, Method of Financing	\$ 3,555,869	\$ 3,665,821 & UB

In no event shall the funds granted to the Public Integrity Unit exceed the amounts specified. In no event shall any funds appropriated above out of Judicial Fund No. 573 be allocated to the Public Integrity Unit. Any unexpended balances from appropriations made to the Public Integrity Unit for fiscal year 2008 are appropriated to the Public Integrity Unit for fiscal year 2009 for the same purposes.

The Public Integrity Unit shall submit a report each January 1 to the Legislative Budget Board and the Governor for the preceding fiscal year ending August 31. The report must be in a format prescribed by the Legislative Budget Board and the Governor and must include annual statistical information on fraud investigations of the Public Integrity Unit.

4. **Special Prosecution Unit: Appropriation Source, Unexpended Balances, and Performance Reporting.**^{11, 12} Out of the funds appropriated above in Strategy D.1.5, Special Prosecution Unit, Walker County and under the authority of Article 104.003, Code of Criminal Procedure, and Article V, § 21 of the Texas Constitution, Walker County is allocated an amount not to exceed \$1,418,791 in Criminal Justice Grants in each fiscal year, \$3,466,121 in fiscal year 2008 and \$3,353,121 in fiscal year 2009 from General Revenue, and \$2,000,000 in fiscal year 2009 from the General Revenue-Dedicated Sexual Assault Program Account No. 5010 through the Judiciary Section, Comptroller's Department, for the payment of salaries and other necessary expenses for the operation of the Special Prosecution Unit. The funds are to be used for the investigation and prosecution of felony offenses committed by prisoners of the Texas Department of Criminal Justice; for the investigation and prosecution of other felonies and misdemeanors committed by agency employees and others when criminal conduct affects the operation of the agency in the various counties of the State where Texas Department of Criminal Justice facilities are located; and for the civil commitment of sexually violent predators program. Of these amounts, \$1,183,910 in fiscal year 2008 and \$1,070,910 in fiscal year 2009 from General Revenue are to be used only for the prosecution of criminal offenses or delinquent conduct committed in facilities of the Texas Youth Commission.

¹¹ Incorporates Article IX, § 19.23, of this Act, due to the enactment of SB 103, 80th Legislature, Regular Session, relating to the prosecution of criminal offenses or delinquent conduct committed at facilities of the Texas Youth Commission, resulting in an increase of \$1,183,910 in FY 2008 and \$1,070,910 in FY 2009 from General Revenue for the purpose of prosecuting such cases at the request of the county prosecutor in the county where the offense occurred.

¹² Incorporates Article IX, § 19.74, of this Act, due to the enactment of HB 1751, 80th Legislature, Regular Session, relating to admission fees on certain sexually oriented businesses, resulting in an increase in the General Revenue-Dedicated Sexual Assault Program Fund No. 5010 of \$2,000,000 in FY 2009 for the Sex Offender Civil Commitment Program.

JUDICIARY SECTION, COMPTROLLER'S DEPARTMENT (Continued)

The funds appropriated above in Strategy D.1.5, Special Prosecution Unit, Walker County shall be used to employ the services of legal and support staff plus the payment of their necessary capital and operating expenses in carrying out the purposes of the Special Prosecution Unit as established by its Board of Directors.

Walker County is the designated agency to administer the funds provided for the support of the Special Prosecution Unit. Walker County shall submit a voucher containing an itemized statement of expenses to include salaries, fringe benefits and authorized expenses incurred to the Judiciary Section, Comptroller's Department each month of the fiscal year. Such vouchers shall be reviewed by the Walker County Auditor's Office to ensure compliance with applicable state and county regulations concerning the expenditures of public funds. Upon receipt of said vouchers, the Judiciary Section, Comptroller's Department shall issue warrants each month to reimburse Walker County. The total reimbursement each year shall not exceed the amount appropriated.

Any unexpended balances from appropriations out of the General Revenue Fund made to the Special Prosecution Unit for fiscal year 2008 are appropriated to the Special Prosecution Unit in fiscal year 2009 for the same purposes.

The Special Prosecution Unit shall submit a report each January 1 to the Legislative Budget Board and the Governor for the preceding fiscal year ending August 31. The report must be in a format prescribed by the Legislative Budget Board and the Governor and must include annual statistical information on activities of the Special Prosecution Unit.

5. **Witness Expenses.** The appropriation made above to the Judiciary Section, Comptroller's Department for the payment of witness expenses under the Code of Criminal Procedure is based on legislative intent that such expenses are not paid at rates that exceed the maximum rates provided by law for state employees.
6. **Felony Prosecutors: Expenses.** For the payment of salaries of assistant district attorneys, investigators and/or secretarial help and expenses, including travel for these personnel as determined by the prosecutors designated in Strategies B.1.1, B.1.2, B.1.3, and B.1.4. Reimbursement shall be limited to expenses for supplies or items that would normally be consumed or utilized within the fiscal year for which the funds in this item are designated. Payments shall not exceed \$34,450 per district per year in multi-county districts and \$17,050 per district per year in single-county districts and \$34,450 for both multi-county and single-county districts for those district attorneys, criminal district attorneys and county attorneys performing the duties of a district attorney prohibited from the private practice of law per Government Code, Chapter 46; and shall be made available in three equal installments issued on the first day of September, January and May of each fiscal year. These payments shall be made directly to the district attorney, criminal district attorney, or county attorney for the purposes of disbursement as required by the attorney. The attorney receiving these payments shall be responsible to the Comptroller for accounting for all expenditures of these funds.
7. **Administration of Visiting Judge Strategies.** It is the intent of the Legislature that the Judiciary Section, Comptroller's Department shall maintain a system to account for all expenditures in each fiscal year made for the services of 1) visiting former judges serving in the judicial regions, 2) visiting former judges serving in the appellate courts, 3) visiting retired judges serving in the judicial regions, and 4) visiting retired judges serving in the appellate courts.
8. **Interagency Contract for Sex Offender Treatment and Supervision.** Out of amounts appropriated above to Strategy D.1.9, Sex Offender Treatment and Supervision, the Judiciary Section, Comptroller's Department shall enter into a contract in the amounts of \$2,840,656 in fiscal year 2008 and \$3,039,193 in fiscal year 2009 with the Department of State Health Services for persons under civil commitment as sex offenders requiring continued treatment and supervision.

RETIREMENT AND GROUP INSURANCE

	For the Years Ending	
	August 31, 2008	August 31, 2009
Method of Financing:		
General Revenue Fund, estimated	\$ 51,437,334	\$ 52,171,083
General Revenue Dedicated Accounts, estimated	63,734	64,677
Other Special State Funds, estimated	<u>1,735,818</u>	<u>1,753,492</u>
Total, Method of Financing	<u>\$ 53,236,886</u>	<u>\$ 53,989,252</u>
Items of Appropriation:		
A. Goal: EMPLOYEES RETIREMENT SYSTEM		
A.1.1. Strategy: RETIREMENT CONTRIBUTIONS¹	\$ 3,454,661	\$ 3,506,480
Retirement Contributions. Estimated.		
A.1.2. Strategy: GROUP INSURANCE	\$ 11,494,527	\$ 11,812,197
Group Insurance. Estimated.		
A.1.3. Strategy: JUDICIAL RETIREMENT SYSTEM - PLAN 2	\$ 10,058,376	\$ 10,158,960
Judicial Retirement System - Plan 2. Estimated.		
A.1.4. Strategy: JUDICIAL RETIREMENT SYSTEM - PLAN 1	\$ 28,229,322	\$ 28,511,615
Judicial Retirement System - Plan 1. Estimated.		
Total, Goal A: EMPLOYEES RETIREMENT SYSTEM	<u>\$ 53,236,886</u>	<u>\$ 53,989,252</u>
Grand Total, RETIREMENT AND GROUP INSURANCE	<u>\$ 53,236,886</u>	<u>\$ 53,989,252</u>

¹ SB 1847, 80th Legislature, Regular Session, relating to collection of member contributions, did not pass, resulting in an All Funds reduction of \$133,902 in FY 2008 and \$135,911 in FY 2009.

SOCIAL SECURITY AND BENEFIT REPLACEMENT PAY

	For the Years Ending	
	August 31, 2008	August 31, 2009
Method of Financing:		
General Revenue Fund, estimated	\$ 8,437,427	\$ 8,526,951
General Revenue Dedicated Accounts, estimated	36,273	36,712
Other Special State Funds, estimated	<u>1,260,849</u>	<u>1,276,965</u>
Total, Method of Financing	<u>\$ 9,734,549</u>	<u>\$ 9,840,628</u>
Items of Appropriation:		
A. Goal: SOCIAL SECURITY/BENEFIT REPLACEMENT		
Comptroller - Social Security.		
A.1.1. Strategy: STATE MATCH -- EMPLOYER	\$ 9,120,101	\$ 9,256,902
State Match — Employer. Estimated.		
A.1.2. Strategy: BENEFIT REPLACEMENT PAY	\$ 614,448	\$ 583,726
Benefit Replacement Pay. Estimated.		
Total, Goal A: SOCIAL SECURITY/BENEFIT REPLACEMENT	<u>\$ 9,734,549</u>	<u>\$ 9,840,628</u>
Grand Total, SOCIAL SECURITY AND BENEFIT REPLACEMENT PAY	<u>\$ 9,734,549</u>	<u>\$ 9,840,628</u>

LEASE PAYMENTS

	For the Years Ending	
	August 31, 2008	August 31, 2009
Method of Financing:		
General Revenue Fund	\$ 2,489,628	\$ 2,445,539
Total, Method of Financing	\$ 2,489,628	\$ 2,445,539
Items of Appropriation:		
A. Goal: FINANCE CAPITAL PROJECTS		
A.1.1. Strategy: LEASE PAYMENTS ¹	\$ 2,489,628	\$ 2,445,539
		& UB
To TFC for Payment to TPFA.		
Grand Total, LEASE PAYMENTS	\$ 2,489,628	\$ 2,445,539

¹ HB 3560, 80th Legislature, Regular Session, abolished the Texas Building and Procurement Commission (TBPC) and created the Texas Facilities Commission (TFC), effective September 1, 2007.

SPECIAL PROVISIONS - JUDICIARY

Sec. 2. Judicial Salary Enforcement. Each District Court Judge and Justice of the Courts of Appeals shall file a sworn statement with the Comptroller of Public Accounts setting forth the yearly amounts to be received from state and county as salary payments during the ensuing fiscal year. Amended statements shall be filed setting forth any change in the salary rate which occurs during a fiscal year.

For the purpose of salary payments by the state, the Comptroller of Public Accounts shall determine from the filed statements that the required salary differential set out in Government Code § 659.012 is maintained, unless otherwise provided by law. In the event a salary is in excess of the differential provided by law, the Comptroller is directed to reduce the state's portion of that salary by the amount of excess.

The appropriations for salaries of District Court Judges and Justices of Courts of Appeals are made contingent upon strict compliance with the provisions of this section and the Comptroller shall have no authority to issue a warrant for salaries which violate these provisions.

Sec. 3. Public Integrity Unit. In Strategy D.1.4, Public Integrity Unit, Judiciary Section, Comptroller's Department, warrants shall be drawn as necessary to reimburse the District Attorney of the 53rd Judicial District for salary and expenses previously incurred. The District Attorney shall submit a voucher containing an itemized statement of expenses to substantiate each claim. This appropriation shall be allocated in three equal installments over the fiscal year. Any unencumbered, unexpended balance existing in a previous allocation period may be used in a subsequent period provided that period occurs within the same biennium.

Sec. 4. Restriction, New District Courts. No new district court may be funded until it has been approved by the commissioner's court of the county or a majority of the counties in that district.

Sec. 5. Transfer of Cases. The Chief Justices of the 14 Courts of Appeals are encouraged to cooperate with the Chief Justice of the Supreme Court to transfer cases between appellate courts which are in neighboring jurisdictions in order to equalize the disparity between the workloads of the various courts of appeals.

Sec. 6. Voice Recording. It is the intent of the Legislature that the Supreme Court and Court of Criminal Appeals will promulgate rules authorizing the use of voice or video recording technology, including CD ROM, to make a record of court proceedings. The Legislature does not intend that the recording be a substitute for the written transcript.

Sec. 7. Systems Compatibility. No funds shall be utilized to purchase information technology unless it interfaces with other courts and with the Office of Court Administration and complies with the plans filed with the Legislative Budget Board.

SPECIAL PROVISIONS - JUDICIARY

(Continued)

Sec. 8. Judicial Internship Program. It is the intent of the Legislature that the Judicial Branch cooperate with law schools to establish a judicial internship program for Texas appellate and trial courts. The Judicial Branch is encouraged to work with the Texas Judicial Council in the development of the judicial internship program.

Sec. 9. Appellate Court Exemptions. The following provisions of Article IX of this Act do not apply to the appellate courts:

- a. Article IX, § 5.08, Limitation on Travel Expenditures
- b. Article IX, § 6.10, Limitation on State Employment Levels
- c. Article IX, § 6.15, Performance Rewards and Penalties
- d. Article IX, § 14.03, Limit on Expenditures - Capital Budget

Sec. 10. Appropriation: Unexpended Balances Between Fiscal Years within the Biennium. Any unexpended balances from appropriations made to the appellate courts for fiscal year 2008 are hereby appropriated to the same court for fiscal year 2009 for the same purposes.

Sec. 11. Intermediate Appellate Court Local Funding Information. The Office of Court Administration shall assist the appellate courts in the submission of a report for local funding information each January 1 to the Legislative Budget Board and the Governor for the preceding fiscal year ending August 31. The report must be in a format prescribed by the Legislative Budget Board and the Governor.

Sec. 12. Appellate Court Salary Limits. It is the intent of the Legislature that no intermediate appellate court may pay more than one chief staff attorney promoted or hired after September 1, 2005, more than \$84,000 annually under this provision. Further, it is the intent of the Legislature that no intermediate appellate court may pay other permanent legal staff hired or promoted after September 1, 2005 more than \$72,500 annually. This provision does not apply to law clerk positions at any appellate court.

Sec. 13. Interagency Contracts for Assigned Judges for Appellate Courts. Out of funds appropriated in this article to Strategies A.1.1, Appellate Court Operations, the Supreme Court of Texas, the Court of Criminal Appeals, or any of the 14 Courts of Appeals may enter into a contract with the Office of the Comptroller for fiscal years 2008 and 2009, for the purpose of reimbursing the Comptroller for amounts expended for judges assigned under Chapter 74, Government Code to hear cases of the appellate courts. It is the intent of the Legislature that any amounts reimbursed under this contract for judges assigned to the appellate courts are in addition to amounts appropriated for the use of assigned judges in Strategy A.1.3, Visiting Judges - Appellate in the Judiciary Section, Comptroller's Department.

Sec. 14. Appellate Court Transfer Authority. The Chief Justice of the Supreme Court of Texas, the Presiding Judge of the Court of Criminal Appeals, or the Chair of the Council of Chief Justices is authorized to transfer funds between appellate courts, notwithstanding any other provision in this Act and subject to prior approval of any transfer of funds by the Legislative Budget Board and the Governor. Any such transfer shall be made for the purpose of efficient and effective appellate court operations and management of court caseloads. It is the intent of the Legislature that transfers made under this provision are addressed by the Legislative Budget Board and the Governor in reviewing amounts requested in the appellate courts' Legislative Appropriations Request for the 2010-2011 biennium.

Sec. 15. Schedule of Exempt Positions. Notwithstanding other provisions of this bill, including Article IX, § 3.05 setting maximum salaries for exempt positions, the chief justice of the Supreme Court of Texas may set the rate of compensation for the Administrative Director of the Office of Court Administration in an amount not to exceed the Maximum Salary but no less than the Minimum Salary for the appropriate salary group for the Administrative Director as listed in the bill pattern for the Office of Court Administration, Schedule of Exempt Positions. Any salary increase from appropriated funds within the limits provided by this provision must be in writing; signed by the chief justice of the Supreme Court of Texas; and submitted to the Governor, the Legislative Budget Board and the Comptroller.

**RECAPITULATION - ARTICLE IV
THE JUDICIARY
(General Revenue)¹**

	For the Years Ending	
	August 31, 2008	August 31, 2009
Supreme Court of Texas	\$ 6,894,450	\$ 6,507,950
Court of Criminal Appeals	4,290,063	4,290,063
First Court of Appeals District, Houston	3,291,964	3,291,962
Second Court of Appeals District, Fort Worth	2,491,402	2,491,401
Third Court of Appeals District, Austin	2,187,295	2,187,296
Fourth Court of Appeals District, San Antonio	2,491,401	2,491,401
Fifth Court of Appeals District, Dallas	4,500,383	4,500,382
Sixth Court of Appeals District, Texarkana	1,194,410	1,194,411
Seventh Court of Appeals District, Amarillo	1,489,739	1,489,739
Eighth Court of Appeals District, El Paso	1,197,531	1,197,529
Ninth Court of Appeals District, Beaumont	1,490,020	1,490,020
Tenth Court of Appeals District, Waco	1,162,710	1,162,710
Eleventh Court of Appeals District, Eastland	1,194,549	1,201,313
Twelfth Court of Appeals District, Tyler	1,197,667	1,197,667
Thirteenth Court of Appeals District, Corpus Christi-Edinburg	2,186,932	2,186,931
Fourteenth Court of Appeals District, Houston	3,304,415	3,304,413
Office of Court Administration, Texas Judicial Council	14,207,181	10,278,589
Office of the State Prosecuting Attorney	426,402	424,602
State Law Library	906,776	906,776
State Commission on Judicial Conduct	883,766	883,767
Judiciary Section, Comptroller's Department	<u>84,889,717</u>	<u>85,139,632</u>
Subtotal, Judiciary	<u>\$ 141,878,773</u>	<u>\$ 137,818,554</u>
Retirement and Group Insurance	51,437,334	52,171,083
Social Security and Benefit Replacement Pay	<u>8,437,427</u>	<u>8,526,951</u>
Subtotal, Employee Benefits	<u>\$ 59,874,761</u>	<u>\$ 60,698,034</u>
Lease Payments	2,489,628	2,445,539
TOTAL, ARTICLE IV - THE JUDICIARY	<u><u>\$ 204,243,162</u></u>	<u><u>\$ 200,962,127</u></u>

¹ Appropriation figures in HB 1, Conference Committee Report, 80th Legislature, Regular Session, have been adjusted to incorporate certain provisions elsewhere in agency bill patterns, certain Article IX appropriations, Governor's vetoes, HB 15, and other miscellaneous bills. For specific adjustments, please see agency bill patterns.

**RECAPITULATION - ARTICLE IV
THE JUDICIARY
(General Revenue - Dedicated)¹**

	For the Years Ending	
	August 31, 2008	August 31, 2009
Supreme Court of Texas	\$ 750,000	\$ 1,250,000
Office of Court Administration, Texas Judicial Council	15,798,768	15,798,768
Judiciary Section, Comptroller's Department	<u>0</u>	<u>2,000,000</u>
Subtotal, Judiciary	<u>\$ 16,548,768</u>	<u>\$ 19,048,768</u>
Retirement and Group Insurance	63,734	64,677
Social Security and Benefit Replacement Pay	<u>36,273</u>	<u>36,712</u>
Subtotal, Employee Benefits	<u>\$ 100,007</u>	<u>\$ 101,389</u>
TOTAL, ARTICLE IV - THE JUDICIARY	<u><u>\$ 16,648,775</u></u>	<u><u>\$ 19,150,157</u></u>

¹ Appropriation figures in HB 1, Conference Committee Report, 80th Legislature, Regular Session, have been adjusted to incorporate certain provisions elsewhere in agency bill patterns, certain Article IX appropriations, Governor’s vetoes, HB 15, and other miscellaneous bills. For specific adjustments, please see agency bill patterns.

**RECAPITULATION - ARTICLE IV
THE JUDICIARY
(Federal Funds)¹**

	For the Years Ending	
	August 31, 2008	August 31, 2009
Supreme Court of Texas	\$ 1,445,977	\$ 1,440,370
Subtotal, Judiciary	<u>\$ 1,445,977</u>	<u>\$ 1,440,370</u>
TOTAL, ARTICLE IV - THE JUDICIARY	<u><u>\$ 1,445,977</u></u>	<u><u>\$ 1,440,370</u></u>

¹ Appropriation figures in HB 1, Conference Committee Report, 80th Legislature, Regular Session, have been adjusted to incorporate certain provisions elsewhere in agency bill patterns, certain Article IX appropriations, Governor’s vetoes, HB 15, and other miscellaneous bills. For specific adjustments, please see agency bill patterns.

**RECAPITULATION - ARTICLE IV
THE JUDICIARY
(Other Funds)¹**

	For the Years Ending	
	August 31, 2008	August 31, 2009
Supreme Court of Texas	\$ 10,300,500	\$ 10,300,500
Court of Criminal Appeals	10,102,339	9,349,339
First Court of Appeals District, Houston	324,550	324,550
Second Court of Appeals District, Fort Worth	287,050	287,050
Third Court of Appeals District, Austin	234,900	234,900
Fourth Court of Appeals District, San Antonio	264,050	264,050
Fifth Court of Appeals District, Dallas	425,950	425,950
Sixth Court of Appeals District, Texarkana	95,450	95,450
Seventh Court of Appeals District, Amarillo	130,600	130,600
Eighth Court of Appeals District, El Paso	125,450	125,450
Ninth Court of Appeals District, Beaumont	130,600	130,600
Tenth Court of Appeals District, Waco	102,450	102,450
Eleventh Court of Appeals District, Eastland	100,450	100,450
Twelfth Court of Appeals District, Tyler	95,950	95,950
Thirteenth Court of Appeals District, Corpus Christi-Edinburg	236,900	236,900
Fourteenth Court of Appeals District, Houston	327,389	327,389
Office of Court Administration, Texas Judicial Council	4,681,712	4,692,208
State Law Library	43,100	43,100
Judiciary Section, Comptroller's Department	<u>52,791,248</u>	<u>54,198,779</u>
Subtotal, Judiciary	<u>\$ 80,800,638</u>	<u>\$ 81,465,665</u>
Retirement and Group Insurance	1,735,818	1,753,492
Social Security and Benefit Replacement Pay	<u>1,260,849</u>	<u>1,276,965</u>
Subtotal, Employee Benefits	<u>\$ 2,996,667</u>	<u>\$ 3,030,457</u>
Less Interagency Contracts	<u>\$ 6,909,119</u>	<u>\$ 6,919,614</u>
TOTAL, ARTICLE IV - THE JUDICIARY	<u><u>\$ 76,888,186</u></u>	<u><u>\$ 77,576,508</u></u>

¹ Appropriation figures in HB 1, Conference Committee Report, 80th Legislature, Regular Session, have been adjusted to incorporate certain provisions elsewhere in agency bill patterns, certain Article IX appropriations, Governor’s vetoes, HB 15, and other miscellaneous bills. For specific adjustments, please see agency bill patterns.

**RECAPITULATION - ARTICLE IV
THE JUDICIARY
(All Funds)¹**

	For the Years Ending	
	August 31, 2008	August 31, 2009
Supreme Court of Texas	\$ 19,390,927	\$ 19,498,820
Court of Criminal Appeals	14,392,402	13,639,402
First Court of Appeals District, Houston	3,616,514	3,616,512
Second Court of Appeals District, Fort Worth	2,778,452	2,778,451
Third Court of Appeals District, Austin	2,422,195	2,422,196
Fourth Court of Appeals District, San Antonio	2,755,451	2,755,451
Fifth Court of Appeals District, Dallas	4,926,333	4,926,332
Sixth Court of Appeals District, Texarkana	1,289,860	1,289,861
Seventh Court of Appeals District, Amarillo	1,620,339	1,620,339
Eighth Court of Appeals District, El Paso	1,322,981	1,322,979
Ninth Court of Appeals District, Beaumont	1,620,620	1,620,620
Tenth Court of Appeals District, Waco	1,265,160	1,265,160
Eleventh Court of Appeals District, Eastland	1,294,999	1,301,763
Twelfth Court of Appeals District, Tyler	1,293,617	1,293,617
Thirteenth Court of Appeals District, Corpus Christi-Edinburg	2,423,832	2,423,831
Fourteenth Court of Appeals District, Houston	3,631,804	3,631,802
Office of Court Administration, Texas Judicial Council	34,687,661	30,769,565
Office of the State Prosecuting Attorney	426,402	424,602
State Law Library	949,876	949,876
State Commission on Judicial Conduct	883,766	883,767
Judiciary Section, Comptroller's Department	<u>137,680,965</u>	<u>141,338,411</u>
Subtotal, Judiciary	<u>\$ 240,674,156</u>	<u>\$ 239,773,357</u>
Retirement and Group Insurance	53,236,886	53,989,252
Social Security and Benefit Replacement Pay	<u>9,734,549</u>	<u>9,840,628</u>
Subtotal, Employee Benefits	<u>\$ 62,971,435</u>	<u>\$ 63,829,880</u>
Lease Payments	2,489,628	2,445,539
Less Interagency Contracts	<u>\$ 6,909,119</u>	<u>\$ 6,919,614</u>
TOTAL, ARTICLE IV - THE JUDICIARY	<u><u>\$ 299,226,100</u></u>	<u><u>\$ 299,129,162</u></u>
Number of Full-Time-Equivalents (FTE)	1,396.5	1,399.2

¹ Appropriation figures in HB 1, Conference Committee Report, 80th Legislature, Regular Session, have been adjusted to incorporate certain provisions elsewhere in agency bill patterns, certain Article IX appropriations, Governor’s vetoes, HB 15, and other miscellaneous bills. For specific adjustments, please see agency bill patterns.

ARTICLE V

PUBLIC SAFETY AND CRIMINAL JUSTICE

Sec. 1. The several sums of money herein specified, or so much thereby as may be necessary, are appropriated out of any funds in the State Treasury not otherwise appropriated, or out of special funds as indicated, for the support, maintenance, or improvement of the designated public safety and criminal justice agencies.

ADJUTANT GENERAL'S DEPARTMENT¹

	For the Years Ending	
	August 31, 2008	August 31, 2009
Method of Financing:		
General Revenue Fund	\$ 15,135,641	\$ 13,705,363
<u>Federal Funds</u>		
Adjutant General Federal Fund No. 449	77,905,549	53,280,823
Federal Funds	857,552	859,427
Subtotal, Federal Funds	<u>\$ 78,763,101</u>	<u>\$ 54,140,250</u>
<u>Other Funds</u>		
Appropriated Receipts	190,000	190,000
Current Fund Balance	6,486,666	2,111,666
Bond Proceeds - General Obligation Bonds	13,527,712	UB
Interagency Contracts - Transfer from Foundation School Fund No. 193	175,000	175,000
Subtotal, Other Funds	<u>\$ 20,379,378</u>	<u>\$ 2,476,666</u>
Total, Method of Financing	<u><u>\$ 114,278,120</u></u>	<u><u>\$ 70,322,279</u></u>
This bill pattern represents an estimated 100% of this agency's estimated total available funds for the biennium.		
Number of Full-Time-Equivalents (FTE):	628.0	628.0
Schedule of Exempt Positions:		
Adjutant General, Group 5 ²	\$139,140	\$139,140
Items of Appropriation:		
A. Goal: OPERATIONS RESPONSE		
Provide a Professional Force Capable of Response.		
A.1.1. Strategy: STATE ACTIVE DUTY - DISASTER Respond to Disaster Relief/Emergency Missions.	\$ 1,000,000	\$ 1,000,000
A.1.2. Strategy: MANAGEMENT AND TRAINING Execute an Effective Personnel Management and Training Program.	<u>\$ 1,028,360</u>	<u>\$ 1,028,360</u>
Total, Goal A: OPERATIONS RESPONSE	<u>\$ 2,028,360</u>	<u>\$ 2,028,360</u>

¹ Incorporates Rider 19, Adjutant General’s Department, Article V, of this Act, due to the enactment of SB 1724, 80th Legislature, Regular Session, relating to abolishing the Texas Military Facilities Commission and transferring its functions to the Adjutant General’s Department. Rider transfers all appropriations, riders, performance measures, and full-time equivalent positions to the Adjutant General’s Department.

² Pursuant to Article IX, § 3.05, of this Act, the Governor increased the salary for the Adjutant General to \$139,140.

ADJUTANT GENERAL'S DEPARTMENT
(Continued)

B. Goal: OPERATIONS SUPPORT		
Provide Adequate Facilities for Operations Training.		
B.1.1. Strategy: FACILITIES MAINTENANCE ^{3, 4}	\$ 32,766,473	\$ 17,845,870
B.1.2. Strategy: NEW FACILITY CONSTRUCTION ⁵	\$ 49,046,360	\$ 20,423,453
B.1.3. Strategy: DEBT SERVICE	\$ 2,714,062	\$ 2,292,362
B.1.4. Strategy: UTILITIES	<u>\$ 6,810,000</u>	<u>\$ 6,810,000</u>
Pay All Utilities.		
Total, Goal B: OPERATIONS SUPPORT	<u>\$ 91,336,895</u>	<u>\$ 47,371,685</u>
C. Goal: COMMUNITY SUPPORT		
Community Support and Involvement.		
C.1.1. Strategy: YOUTH EDUCATION PROGRAMS	\$ 2,715,100	\$ 2,715,100
Train Youth in Specialized Education Programs.		
C.1.2. Strategy: TEXAS STATE GUARD	\$ 524,700	\$ 524,700
C.1.3. Strategy: ENVIRONMENTAL CLEAN-UP	\$ 2,905,800	\$ 2,905,800
Conduct Clean-up and Compliance Activities.		
C.1.4. Strategy: STATE MILITARY TUITION ASSISTANCE	<u>\$ 1,000,000</u>	<u>\$ 1,000,000</u>
State Military Tuition Payment Assistance.		
Total, Goal C: COMMUNITY SUPPORT	<u>\$ 7,145,600</u>	<u>\$ 7,145,600</u>
D. Goal: INDIRECT ADMINISTRATION		
D.1.1. Strategy: INDIRECT ADMINISTRATION ⁶	\$ 13,767,265	\$ 13,776,634
Grand Total, ADJUTANT GENERAL'S DEPARTMENT	<u><u>\$ 114,278,120</u></u>	<u><u>\$ 70,322,279</u></u>
Object-of-Expense Informational Listing:		
Salaries and Wages	\$ 21,758,785	\$ 21,658,429
Other Personnel Costs	1,017,179	1,009,345
Professional Fees and Services	3,890,785	4,212,494
Fuels and Lubricants	108,353	88,467
Consumable Supplies	201,332	201,532
Utilities	8,642,120	8,642,620
Travel	588,450	575,940
Rent - Building	3,132,798	2,711,098
Rent - Machine and Other	590,438	590,699
Other Operating Expense	6,806,357	6,814,752
Client Services	1,016,800	1,016,800
Capital Expenditures	<u>66,524,723</u>	<u>22,800,103</u>
Total, Object-of-Expense Informational Listing	<u><u>\$ 114,278,120</u></u>	<u><u>\$ 70,322,279</u></u>
Estimated Allocations for Employee Benefits and Debt Service Appropriations Made Elsewhere in this Act:		
<u>Employee Benefits</u>		
Retirement	\$ 1,344,126	\$ 1,364,288
Group Insurance	3,664,749	3,740,838
Social Security	1,699,055	1,724,541
Benefits Replacement	<u>124,729</u>	<u>118,493</u>
Subtotal, Employee Benefits	<u>\$ 6,832,659</u>	<u>\$ 6,948,160</u>

³ Incorporates Article IX, § 19.71, of this Act, relating to the contingent appropriaton of general obligation bond proceeds, subject to the approval of a proposition by Texas voters as authorized by SJR 65, 80th Legislature, Regular Session.

⁴ Strategy B.1.1, Facilities Maintenance, includes Texas Military Facilities Commission (TMFC) Strategy A.1.1, Building Maintenance (\$3,982,523 in All Funds in FY 2008 and \$3,587,200 in All Funds in FY 2009) and TMFC Strategy B.1.2, Renovation of Existing Facilities (\$121,211 in All Funds in FY 2008 and \$124,126 in All Funds in FY 2009).

⁵ Strategy B.1.2, New Facility Construction, is a new strategy in the Adjutant General's Department (AGD) and includes Texas Military Facilities Commission Strategy B.1.1, New Facility Construction (\$4,050,117 in All Funds in FY 2008 and \$51,453 in All Funds in FY 2009). In addition to these transfers, \$44,996,243 in FY 2008 and \$20,372,000 in FY 2009 in Federal Funds were transferred from AGD Strategy B.1.1, Facilities Maintenance, to AGD Strategy B.1.2, New Facility Construction.

⁶ Strategy D.1.1, Indirect Administration, includes Texas Military Facilities Commission Strategy C.1.1, Indirect Administration (\$337,456 in All Funds in FY 2008 and \$346,825 in All Funds in FY 2009).

ADJUTANT GENERAL'S DEPARTMENT
(Continued)

<u>Debt Service</u>		
TPFA GO Bond Debt Service	\$ 835,215	\$ 2,021,854
Total, Estimated Allocations for Employee Benefits and Debt Service Appropriations Made Elsewhere in this Act	\$ 7,667,874	\$ 8,970,014

1. **Performance Measure Targets.** The following is a listing of the key performance target levels for the Adjutant General's Department. It is the intent of the Legislature that appropriations made by this Act be utilized in the most efficient and effective manner possible to achieve the intended mission of the Adjutant General's Department. In order to achieve the objectives and service standards established by this Act, the Adjutant General's Department shall make every effort to attain the following designated key performance target levels associated with each item of appropriation.

	<u>2008</u>	<u>2009</u>
A. Goal: OPERATIONS RESPONSE		
Outcome (Results/Impact):		
Percent of Eligible Texas National Guard Personnel Who Are Retained	80%	80%
A.1.1. Strategy: STATE ACTIVE DUTY - DISASTER		
Output (Volume):		
Total Number of Assigned Military Strength	20,500	20,500
B. Goal: OPERATIONS SUPPORT		
Outcome (Results/Impact):		
Percent of Needed Routine or Preventive Maintenance Completed	75%	75%
Percent of Facilities That Comply with Texas Accessibility Standards	27%	31%
B.1.1. Strategy: FACILITIES MAINTENANCE		
Efficiencies:		
Average Maintenance Cost Per Square Foot of All Buildings	3.44	3.21
Explanatory:		
Number of Facilities Maintained	303	310
B.1.4. Strategy: UTILITIES		
Efficiencies:		
Utilities Cost Per Square Foot, All Buildings	1.12	1.12
C. Goal: COMMUNITY SUPPORT		
Outcome (Results/Impact):		
Percent of Students Completing Specialized Education Programs	93%	93%

2. **Capital Budget.** None of the general revenue funds appropriated above may be expended for capital budget items except as listed below. The amounts shown below shall be expended only for the purposes shown and are not available for expenditure for other purposes. Amounts appropriated above and identified in this provision as appropriations either for "Lease Payments to the Master Lease Purchase Program" or for items with an "(MLPP)" notation shall be expended only for the purpose of making lease-purchase payments to the Texas Public Finance Authority pursuant to the provisions of Government Code § 1232.103. This rider does not limit the use of federal funds obtained by the department.

	<u>2008</u>	<u>2009</u>
a. Acquisition of Land and Other Real Property	\$ 400,000	\$ UB
b. Construction of Buildings and Facilities	48,524,203	20,346,928
c. Repair or Rehabilitation of Buildings and Facilities		
(1) Major Maintenance Projects at 14 Readiness Centers and Repairs and Maintenance of Camp Mabry Facilities (SJR 65 / SB 2033) ⁷	13,527,712	UB
(2) Roof Replacement/Major Maintenance	3,047,951	2,711,744

⁷ Incorporates Article IX, § 19.71, of this Act, relating to the contingent appropriation of general obligation bond proceeds, subject to the approval of a proposition by Texas voters as authorized by SJR 65, 80th Legislature, Regular Session.

ADJUTANT GENERAL'S DEPARTMENT
(Continued)

(3) Other Repair or Rehabilitation of Buildings and Facilities	2,950,000	1,949,999
Total, Repair or Rehabilitation of Buildings and Facilities	<u>\$ 19,525,663</u>	<u>\$ 4,661,743</u>
d. Acquisition of Information Resource Technologies	100,000	100,000
e. Transportation Items	30,587	31,504
f. Acquisition of Capital Equipment and Items	<u>137,641</u>	<u>UB</u>
Total, Capital Budget	<u>\$ 68,718,094</u>	<u>\$ 25,140,175</u>
Method of Financing (Capital Budget):		
General Revenue Fund	\$ 1,025,000	\$ 25,000
Adjutant General Federal Fund No. 449	48,380,503	23,691,959
<u>Other Funds</u>		
Current Fund Balance	5,784,879	1,423,216
Bond Proceeds - General Obligation Bonds	<u>13,527,712</u>	<u>UB</u>
Subtotal, Other Funds	<u>\$ 19,312,591</u>	<u>\$ 1,423,216</u>
Total, Method of Financing	<u>\$ 68,718,094</u>	<u>\$ 25,140,175</u>

3. **Support and Maintenance Expenditures.** It is hereby provided that all monies currently appropriated to the Adjutant General's Department for support and maintenance of the Texas National Guard are authorized for like expenditures for the support and maintenance, including organization, of units of the Texas State Guard supplementing the Texas National Guard or replacing National Guard units inducted into federal service.
4. **Transferability.** The Adjutant General's Department is hereby authorized to transfer such amounts as may be necessary from one strategy to another strategy. No transfers shall be made into Strategy B.1.3, Debt Service. No transfer of federal reimbursements for state active duty shall be made out of Strategy A.1.1, State Active Duty - Disaster.
5. **Travel Limitations.** Subject to the travel limitations set out in the General Provisions of this Act, the Adjutant General's Department shall pay the travel expenses of members of the National Guard when said members are acting as official representatives of the Adjutant General's Department on behalf of the Texas National Guard.
6. **Payment of Travel - Limitation.** None of the funds appropriated above may be expended for the payment of travel of any officer or employee, except the Adjutant General of the State of Texas, Assistant Adjutant General-Army, Assistant Adjutant General-Air, and State Judge Advocate or the Adjutant General's designee for any one of these officers, to meetings of the National Guard Association of the United States.
7. **Armory Closure.** The Adjutant General shall not close any armories due solely to insufficient funds to pay for utilities without providing 30 days prior written notification to the Legislative Budget Board and the Governor's Office.
8. **Armory Utilities.** The Adjutant General's Department shall study each armory to ensure utility costs are kept to a minimum and the Adjutant General's Department shall charge rental fees for armories that are comparable to fees charged for similar facilities in the area where the armory is located. In any case, the rent charged must be adequate to recover any additional utility costs associated with the rental of the armory.
9. **Quarters and Utilities Allowance.** The Adjutant General, Assistant Adjutant General-Air, and the Assistant Adjutant General-Army are authorized to live in state-owned housing and are exempt from paying housing costs. The Adjutant General's Department may also allocate existing department housing to other department employees with a demonstrated need based on location and job description at a rate in accordance with Article IX, § 11.05 of this Act. Fees for employee housing are hereby appropriated to be used for maintaining employee housing.

ADJUTANT GENERAL'S DEPARTMENT
(Continued)

10. **Federally Funded Projects.** Federal funds for any 100 percent federally funded project are hereby appropriated, and related additional travel expenditures are authorized.
11. **Appropriation - Billet Receipts.** Any billet receipts in excess of \$190,000 in fiscal year 2008 and \$190,000 in fiscal year 2009 (included in Appropriated Receipts above) are hereby appropriated for use in Strategy B.1.1, Facilities Maintenance (estimated to be \$0).
12. **Unexpended Balances, Payments to National Guard for State Active Duty.** Any unexpended balances as of August 31, 2008, in Strategy A.1.1, State Active Duty - Disaster, for payments to the National Guard for State Active Duty, are hereby appropriated for the same purpose for the fiscal year beginning September 1, 2008.
13. **Cash Flow Contingency.** Contingent upon the receipt of federal funds, the Adjutant General's Department may temporarily utilize additional general revenue funds, pending receipt of federal reimbursement, in an amount not to exceed \$5 million in each fiscal year of the biennium. The Adjutant General's Department shall provide written notification to the Governor and the Legislative Budget Board prior to accessing the additional funds. The general revenue amounts utilized above the department's general revenue method of finance must be repaid upon receipt of federal reimbursement and shall be utilized only for the purpose of temporary cash flow needs. At the end of each fiscal year, the \$5 million must be repaid by November 30 of the following fiscal year. These transfers and repayments shall be credited to the fiscal year being reimbursed and shall be in accordance with procedures established by the Comptroller of Public Accounts.
14. **Travel Limitations - State Guard.** Subject to the travel limitations set out in the General Provisions of this Act, the Adjutant General's Department may pay the travel expenses of members of the Texas State Guard when said members are acting as official representatives of the Adjutant General's Department on behalf of the Texas State Guard.
15. **Seaborne/ChalleNGe Youth Education Program.** Out of funds appropriated above in Strategy C.1.1, Youth Education Programs, \$175,000 is appropriated from the Foundation School Fund No. 193 for each fiscal year of the biennium. In the event the available amount is greater than \$175,000 in each fiscal year, general revenue funds equal to the difference between the Foundation School Funds No. 193 and \$175,000 shall lapse to the unobligated portion of the General Revenue Fund.
16. **Unexpended Balances, General Obligation Bonds.** Any unexpended balances as of August 31, 2007, in the general obligation bonds appropriated by the 79th Legislature, Regular Session, for Repair or Rehabilitation of Buildings and Facilities (estimated at \$0 and included in amounts above) are hereby appropriated for the same purposes for the biennium beginning September 1, 2007.
17. **State Military Tuition Assistance Program.** All unexpended balances of the State Military Tuition Assistance Program as of August 31, 2007 (estimated to be \$0), are appropriated for the same purpose for use during the biennium beginning September 1, 2007. Any balances on hand at the end of fiscal year 2008 may be carried over to fiscal year 2009 and such funds are appropriated for fiscal year 2009 for the same purpose.
18. **ChalleNGe Youth Program.** From funds appropriated above in Strategy C.1.1, Youth Education Programs, and to ensure their efficient use, the Adjutant General's Department shall coordinate with the Juvenile Probation Commission to ensure that no duplication of services occurs with the ChalleNGe Youth Education Program.
19. **Contingency Appropriation Transfer for Senate Bill 1724.** Contingent upon the enactment of Senate Bill 1724 or similar legislation, transferring the authority and duties of the Texas Military Facilities Commission to the Adjutant General's Department, all appropriations, riders, performance measures, and full-time-equivalent positions for the Texas Military Facilities Commission shall be transferred to the Adjutant General's Department. The transfer of appropriations shall be made under procedures established by the Comptroller of Public Accounts. The Legislative Budget Board is authorized to resolve any disputes concerning the transfers identified in this rider. This transfer of appropriations is contingent upon legislation that would provide the Adjutant General's Department with express statutory authority for all of the following:

ADJUTANT GENERAL'S DEPARTMENT
(Continued)

- a. the purchase and selling of land,
 - b. the construction, repair, and maintenance of National Guard armories, facilities, and improvements owned by the state,
 - c. access to monies derived from the sale of commission property, and
 - d. the payment of debt service on revenue bonds previously issued to the Texas Military Facilities Commission.
- 20. Appropriation Authority for Senate Joint Resolution 65 and Senate Bill 2033 General Obligation Bond Proceeds.** Included in amounts appropriated above in Strategy B.1.1, Facilities Maintenance, in fiscal year 2008 is \$13,527,712 in general obligation bond proceeds for projects for the Adjutant General's Department as described in Article IX, § 19.71, Contingency for Senate Joint Resolution 65 and Senate Bill 2033, Eightieth Legislature, 2007, Regular Session. Such appropriation is contingent upon approval of a proposition by Texas voters in November 2007 as authorized by Senate Joint Resolution 65.

All projects funded herein with general obligation bond proceeds are subject to approval by the Legislative Budget Board prior to issuance of the bond proceeds by the Texas Public Finance Authority. Any unexpended and unobligated balances in general obligation bond proceeds described herein and remaining as of August 31, 2008 are hereby appropriated for the fiscal year beginning September 1, 2008 for the same purpose(s).

Pursuant to Rider 19, Contingency Appropriation Transfer for Senate Bill 1724, the following riders have been transferred from the Texas Military Facilities Commission and now apply to the Adjutant General's Department.

- 21. Appropriation of Refunded Money.**⁸ There is hereby appropriated to the Texas Military Facilities Commission all money refunded to said Commission from any source when such money was originally expended for any of the purposes in A.1.1, Building Maintenance, B.1.1, New Facility Construction, and B.1.2, Renovation of Existing Facilities, above. Such appropriated funds may be expended for any of the purposes enumerated in A.1.1, B.1.1, and B.1.2. above.
- 22. Local Fund Authorization.** The Texas Military Facilities Commission is hereby authorized to spend, and there is hereby made available to it, any or all local funds which the Commission now has or which it may hereinafter acquire, in accordance with the provisions of its bond indenture dated October 1, 1979, and subsequently amended.
- 23. Bond Indenture Revenues.** There is hereby appropriated to the Texas Military Facilities Commission all revenues that the Commission has pledged, assigned, and set over and does pledge, assign, and set over unto its trustee and its successors in trust, and all revenues it has received or may hereinafter receive in accordance with the provisions of its bond indenture dated October 1, 1979, and subsequently amended.
- 24. Superseding of Statutes and Bond Covenants.**⁹ None of the appropriations or provisions herein shall supersede Government Code, Chapter 435, or the covenants under which bonds are issued by or on behalf of the Texas Military Facilities Commission, regarding the Commission's obligations as a public bonding authority, body politic and corporate.
- 25. Disposition of State-owned Property.** Contingent upon sufficient funds from the sale of state-owned properties, appropriations above include \$6,095,368 in fiscal year 2008 and \$574,870 in fiscal year 2009 from the Current Fund Balance to the Texas Military Facilities Commission in funds derived from sales, in previous biennia and in the current biennium, of State-owned National Guard camps and other property owned by the Commission and of land, improvements, buildings, facilities, installations, and personal property in connection therewith as authorized by Government Code, Chapter 435. Such funds shall be expended by the Commission in one or more of the following ways: (1) as a participating fund in the construction and maintenance of facilities financed in part by the United States Government;

⁸ Strategy A.1.1, Building Maintenance, and Strategy B.1.2, Renovation of Existing Facilities, of the Texas Military Facilities Commission (TMFC) were transferred to Strategy B.1.1, Facilities Maintenance, of the Adjutant General's Department (AGD). TMFC Strategy B.1.1, New Facility Construction, was transferred to the new AGD Strategy B.1.2, New Facility Construction.

⁹ SB 1724, 80th Legislature, Regular Session, amended and transferred certain sections of Government Code, Chapter 435, to Government Code, Chapter 431.

ADJUTANT GENERAL'S DEPARTMENT

(Continued)

or (2) as a construction fund to be used by the Texas Military Facilities Commission; or (3) as a debt-servicing fund as provided in Government Code, Chapter 435, provided, however, that all such funds that are not actually used for the purposes hereinbefore specified shall remain on deposit in the state treasury to the credit of the Commission for the use and benefit of the Texas National Guard, their successors or components, as provided in Government Code, Chapter 435. The Texas Military Facilities Commission is hereby authorized to carry forward unexpended balances from fiscal year 2008 into fiscal year 2009 for the same purpose.

26. **Transferability.**¹⁰ The Texas Military Facilities Commission is hereby authorized to transfer such amounts as may be necessary between strategies A.1.1, Building Maintenance, B.1.1, New Facility Construction, and B.1.2, Renovation of Existing Facilities. Such transfers shall not be used to increase the bond indebtedness of the Commission.
27. **Support and Maintenance Expenditures.** It is hereby provided that all monies currently appropriated to the Texas Military Facilities Commission for support and maintenance of the Texas National Guard are authorized for like expenditures for the support and maintenance of units of the Texas State Guard replacing the Texas National Guard units inducted into federal service.
28. **Master Plan for Military Facilities.** Funds appropriated to the Texas Military Facilities Commission for capital construction projects are intended to be expended for those projects which are part of the Commission's Master Plan. The Adjutant General and his staff shall cooperate with and provide information to the Commission in updating the Master Plan. The Commission shall revise the plan at least biennially and submit the plan to the Legislative Budget Board and the Governor by July 1 of every even-numbered year as part of the Legislative Appropriations Request.
29. **Reallocation of Unexpended Bond Proceeds.** The Texas Military Facilities Commission is authorized to reallocate the unexpended bond proceeds of canceled projects only to other projects listed in its current Master Plan and only after notifying the Texas Public Finance Authority, the Texas Bond Review Board, the Governor, and the Legislative Budget Board. Any unexpended bond proceeds from prior fiscal years are appropriated to subsequent fiscal years.
30. **Renovation Priorities.** The Texas Military Facilities Commission shall give priority to renovations which: (1) insure the structural integrity of the facilities; (2) bring such facilities into compliance with current building and safety codes and accessibility standards; (3) increase the economic efficiency of the facilities; and (4) simplify future maintenance of the facilities.
31. **Federally Funded Projects.** Federal funds for any 100 percent federally funded project are hereby appropriated, and related additional travel expenditures are authorized.
32. **Projects Funded with Bond Proceeds.** In addition to the number of FTEs authorized in the Commission's bill pattern above, the Texas Military Facilities Commission is authorized to employ one additional person for the purpose of managing any project(s) that are funded 100% with bond proceeds. The Commission is authorized to employ the additional person only for the duration of the project(s) the personnel are hired to manage. All salaries, benefits, and other expenses incurred (including a fair allocation of agency indirect expenses related to the additional personnel) are to be paid out of the bond proceeds.

¹⁰ Strategy A.1.1, Building Maintenance, and Strategy B.1.2, Renovation of Existing Facilities, of the Texas Military Facilities Commission (TMFC) were transferred to Strategy B.1.1, Facilities Maintenance, of the Adjutant General's Department (AGD). TMFC Strategy B.1.1, New Facility Construction, was transferred to the new AGD Strategy B.1.2, New Facility Construction.

ALCOHOLIC BEVERAGE COMMISSION¹

	For the Years Ending	
	August 31, 2008	August 31, 2009
Method of Financing:		
General Revenue Fund	\$ 39,765,067	\$ 39,302,342
Federal Funds	351,200	351,200
<u>Other Funds</u>		
Appropriated Receipts	5,000	5,000
Criminal Justice Grants	100,000	100,000
Subtotal, Other Funds	\$ 105,000	\$ 105,000
Total, Method of Financing	<u>\$ 40,221,267</u>	<u>\$ 39,758,542</u>
Other Direct and Indirect Costs Appropriated Elsewhere in this Act		
	\$ 10,422,140	\$ 10,529,944
This bill pattern represents an estimated 100% of this agency's estimated total available funds for the biennium.		
Number of Full-Time-Equivalents (FTE):²	699.0	699.0
Schedule of Exempt Positions:		
Administrator, Group 4	\$105,000	\$105,000
Items of Appropriation:		
A. Goal: REGULATE DISTRIBUTION		
Promote the Health, Safety, and Welfare of the Public.		
A.1.1. Strategy: ENFORCEMENT	\$ 22,479,384	\$ 22,033,975
B. Goal: LICENSING AND INVESTIGATION		
Process Applications and Issue Alcoholic Beverage Licenses & Permits.		
B.1.1. Strategy: LICENSING AND INVESTIGATION³	\$ 2,914,949	\$ 2,821,509
C. Goal: COLLECT FEES AND TAXES		
Ensure Compliance with Fees & Taxes.		
C.1.1. Strategy: COMPLIANCE MONITORING	\$ 5,994,243	\$ 6,076,503
Conduct Inspections and Monitor Compliance.		
C.2.1. Strategy: PORTS OF ENTRY	<u>\$ 4,042,321</u>	<u>\$ 4,026,522</u>
Nontransferable.		
Total, Goal C: COLLECT FEES AND TAXES	<u>\$ 10,036,564</u>	<u>\$ 10,103,025</u>
D. Goal: INDIRECT ADMINISTRATION		
D.1.1. Strategy: CENTRAL ADMINISTRATION	\$ 1,933,361	\$ 1,936,487
D.1.2. Strategy: INFORMATION RESOURCES^{4, 5}	\$ 1,795,647	\$ 1,800,765
D.1.3. Strategy: OTHER SUPPORT SERVICES	<u>\$ 1,061,362</u>	<u>\$ 1,062,781</u>
Total, Goal D: INDIRECT ADMINISTRATION	<u>\$ 4,790,370</u>	<u>\$ 4,800,033</u>
Grand Total, ALCOHOLIC BEVERAGE COMMISSION	<u>\$ 40,221,267</u>	<u>\$ 39,758,542</u>

¹ Does not include appropriations in Article IX, § 19.61, totaling \$867,835 each fiscal year in General Revenue Funds for Schedule C pay raises for commissioned peace officers.

² Incorporates Article IX, § 18.02 (c), of this Act, relating to data center consolidation, which reduces the FTE cap by 1.7 each fiscal year of the biennium; and Article IX, § 19.40, of this Act, relating to fees for and terms of permits and licenses issued by the agency, which increases the FTE cap by 7.0 each fiscal year of the biennium.

³ Incorporates Article IX, § 19.40, of this Act, due to the enactment of SB 1217, 80th Legislature, Regular Session, relating to fees for and terms of permits and licenses issued by the agency, resulting in an increase in General Revenue Funds of \$382,199 in FY 2008 and \$275,799 in FY 2009.

⁴ Incorporates the passage of HB 15, § 30 (a)(13), 80th Legislature, Regular Session, relating to data center services, which appropriated \$329,626 out of General Revenue Funds for the purpose of making payments for data center services.

⁵ Incorporates the passage of HB 15, § 30 (n)(14), 80th Legislature, Regular Session, relating to data center services, which appropriated \$48,000 out of General Revenue Funds for the purpose of making payments for data center consolidation hardware upgrades and physical transfer of equipment.

ALCOHOLIC BEVERAGE COMMISSION
(Continued)

Object-of-Expense Informational Listing:

Salaries and Wages	\$ 29,607,922	\$ 29,854,689
Other Personnel Costs	1,436,045	1,516,453
Professional Fees and Services	748,159	640,459
Fuels and Lubricants	732,450	736,588
Consumable Supplies	149,161	145,143
Utilities	418,234	416,179
Travel	641,445	641,445
Rent - Building	1,947,590	1,995,873
Rent - Machine and Other	123,939	123,939
Other Operating Expense	2,155,185	2,093,137
Grants	253,820	253,820
Capital Expenditures	<u>2,007,317</u>	<u>1,340,817</u>
Total, Object-of-Expense Informational Listing	<u>\$ 40,221,267</u>	<u>\$ 39,758,542</u>

Estimated Allocations for Employee Benefits and Debt
Service Appropriations Made Elsewhere in this Act:

<u>Employee Benefits</u>		
Retirement	\$ 1,786,473	\$ 1,813,335
Group Insurance	5,444,928	5,604,904
Social Security	2,214,161	2,247,451
Benefits Replacement	<u>228,243</u>	<u>216,831</u>
 Subtotal, Employee Benefits	 <u>\$ 9,673,805</u>	 <u>\$ 9,882,521</u>
 <u>Debt Service</u>		
Lease Payments	<u>\$ 51,199</u>	<u>\$ 51,187</u>
 Total, Estimated Allocations for Employee Benefits and Debt Service Appropriations Made Elsewhere in this Act	 <u>\$ 9,725,004</u>	 <u>\$ 9,933,708</u>

1. **Performance Measure Targets.** The following is a listing of the key performance target levels for the Alcoholic Beverage Commission. It is the intent of the Legislature that appropriations made by this Act be utilized in the most efficient and effective manner possible to achieve the intended mission of the Alcoholic Beverage Commission. In order to achieve the objectives and service standards established by this Act, the Alcoholic Beverage Commission shall make every effort to attain the following designated key performance target levels associated with each item of appropriation.

	<u>2008</u>	<u>2009</u>
A. Goal: REGULATE DISTRIBUTION		
Outcome (Results/Impact):		
Percentage of Licensed Establishments Inspected Annually	78.5%	78.5%
A.1.1. Strategy: ENFORCEMENT		
Output (Volume):		
Number of Inspections Conducted by Enforcement Agents	128,000	128,000
Efficiencies:		
Average Cost Per Enforcement Inspection	175	175
B. Goal: LICENSING AND INVESTIGATION		
Outcome (Results/Impact):		
Percent of Original License/Permit Applications		
Processed within 14 Days	99%	99%
B.1.1. Strategy: LICENSING AND INVESTIGATION		
Output (Volume):		
Number of Licenses/Permits Issued	100,000	100,000
Efficiencies:		
Average Cost Per License/Permit Processed	24.22	24.22
C. Goal: COLLECT FEES AND TAXES		
Outcome (Results/Impact):		
Percent of Inspections, Analyses, and Compliance		
Activities Resulting in Administrative Actions	34%	34%
C.1.1. Strategy: COMPLIANCE MONITORING		
Output (Volume):		
Number of Inspections, Analyses, and Compliance		
Activities	132,000	132,000
Efficiencies:		
Average Cost Per Inspection, Analysis, and Compliance		
Activity	45.41	46.03

ALCOHOLIC BEVERAGE COMMISSION
(Continued)

C.2.1. Strategy: PORTS OF ENTRY

Output (Volume):

Number of Alcoholic Beverage Containers and Cigarette Packages Stamped

5,500,000

5,500,000

- 2. Capital Budget.** None of the funds appropriated above may be expended for capital budget items except as listed below. The amounts shown below shall be expended only for the purposes shown and are not available for expenditure for other purposes. Amounts appropriated above and identified in this provision as appropriations either for "Lease payments to the Master Lease Purchase Program" or for items with an "(MLPP)" notation shall be expended only for the purpose of making lease-purchase payments to the Texas Public Finance Authority pursuant to the provisions of Government Code §1232.103.

	<u>2008</u>	<u>2009</u>
a. Acquisition of Information Resource Technologies		
(1) Computer Equipment - Leased	\$ 321,890	\$ 321,890
(2) Hardware/Software Acquisitions	187,000	187,000
(3) Data Center Consolidation ⁶	448,773	443,873
Total, Acquisition of Information Resource Technologies	<u>\$ 957,663</u>	<u>\$ 952,763</u>
b. Transportation Items		
(1) Fleet Acquisitions (65 Vehicles)	1,005,000	338,500
c. Acquisition of Capital Equipment and Items		
(1) Public Safety Equipment - Replacement	<u>478,213</u>	<u>478,213</u>
Total, Capital Budget	<u>\$ 2,440,876</u>	<u>\$ 1,769,476</u>

Method of Financing (Capital Budget):

General Revenue Fund	\$ 2,440,876	\$ 1,769,476
Total, Method of Financing	\$ 2,440,876	\$ 1,769,476

- 3. Hazardous Duty Pay Authorized.** The Texas Alcoholic Beverage Commission is authorized to pay hazardous duty pay to any commissioned law enforcement personnel as prescribed by law.

It is further provided that individuals who had received hazardous duty pay as of August 31, 1981, shall continue to receive hazardous duty pay for the biennium beginning with the effective date of this Act. Individuals hired after August 31, 1981, shall not receive hazardous duty pay unless so authorized by Government Code, Chapter 659.

4. **Witness Expenses Authorized.** No other provisions of this Article shall prevent payment by the State of Texas of salaries and expenses incurred by representatives of the Texas Alcoholic Beverage Commission in attendance on state or federal grand jury proceedings, and who may be called as witnesses in the trial of criminal or civil cases in state or federal courts involving offenses complained of against state or federal liquor regulatory or revenue laws. It is further provided that any fees collected by such representatives in performing such duties shall be deposited in the State Treasury to the credit of the appropriations made above.
5. **Revolving Fund.** The revolving change fund created by prior legislatures in the amount of \$25,000 for use at several International Bridges is hereby appropriated out of the funds above for the biennium beginning with the effective date of this Act for the same purposes.
6. **Purchase of Evidence Authorized.** From the amounts authorized above, the Texas Alcoholic Beverage Commission is hereby authorized to establish a cash fund not to exceed \$50,000 for the purchase of evidence and/or information and surveillance expenses deemed necessary by the Commission.

⁶ Incorporates Article IX, § 18.02 (e), of this Act, relating to data center consolidation, which requires data center services expenditures to be categorized as a capital budget item.

ALCOHOLIC BEVERAGE COMMISSION
(Continued)

7. **Appropriations Limited to Revenue Collections.** Fees, fines and other miscellaneous revenues as authorized and generated by the agency shall cover, at a minimum, the cost of the appropriations made above as well as an amount equal to the amount identified above in the informational item "Other Direct and Indirect Costs Appropriated Elsewhere in this Act." In the event that actual and/or projected revenue collections are insufficient to offset the costs identified by this provision, the Legislative Budget Board may direct that the Comptroller of Public Accounts reduce the appropriation authority provided above to be within the amount of revenue expected to be available.
8. **Fleet of Motor Vehicles Authorized.** From funds appropriated above, the Alcoholic Beverage Commission may purchase and maintain a fleet of vehicles. If these vehicles are unmarked for law enforcement purposes, these vehicles shall be utilized only by personnel who are commissioned peace officers or those persons responsible for the maintenance and repair of these vehicles. Vehicles which are properly marked pursuant to state requirements may be utilized for other legitimate agency purposes as needed by personnel employed in the Enforcement and Compliance Divisions.
9. **Clothing Provisions.**
 - a. A commissioned officer who received a \$1,200 clothing allowance pursuant to the General Appropriations Act during the 2006-07 biennium shall receive a \$1,200 clothing allowance in the 2008-09 biennium.
 - b. No person shall receive a \$1,200 clothing allowance unless eligible in subsection (a).
 - c. An individual who is newly hired or newly commissioned after September 1, 1997, is eligible to receive a \$500 cleaning allowance. No rank other than that of agent is entitled to a \$500 cleaning allowance.
 - d. The Texas Alcoholic Beverage Commission may purchase uniforms for Tax Collectors at International Bridges.
10. **Contingency Rider - Ports of Entry (Anzalduas Bridge).** Included in the amounts appropriated above in Strategy C.2.1, Ports of Entry, is \$218,595 in fiscal year 2008 and \$203,381 in fiscal year 2009 out of the General Revenue Fund for the purpose of regulating the personal importation of alcoholic beverages and cigarettes at the Anzalduas Bridge. These amounts represent 12 months of estimated operating costs per fiscal year. The appropriation of these funds is contingent upon the opening of the Anzalduas Bridge. In the event the bridge does not open prior to September 2007, the level of appropriation described above is to be prorated based on the number of months remaining in the fiscal year.
11. **Contingency Rider - Ports of Entry (Donna Bridge).** Included in the amounts appropriated above in Strategy C.2.1, Ports of Entry, is \$243,390 in fiscal year 2008 and \$228,261 in fiscal year 2009 out of the General Revenue Fund for the purpose of regulating the personal importation of alcoholic beverages and cigarettes at the Donna Bridge. These amounts represent 12 months of estimated operating costs per fiscal year. The appropriation of these funds is contingent upon the opening of the Donna Bridge. In the event the bridge does not open prior to September 2007, the level of appropriation described above is to be prorated based on the number of months remaining in the fiscal year.
12. **Texas Wine Marketing Assistance Program.** Included in the amounts appropriated above in Strategy D.1.1, Central Administration, is \$250,000 in fiscal year 2008 and \$250,000 in fiscal year 2009 out of the General Revenue Fund for the Texas Wine Marketing Assistance Program. The Texas Alcoholic Beverage Commission shall transfer these funds to the Department of Agriculture pursuant to § 5.56, Alcoholic Beverage Code.
13. **Sunset Contingency.** Funds appropriated above for fiscal year 2009 for the Alcoholic Beverage Commission are made contingent on the continuation of the Alcoholic Beverage Commission by the Eightieth Legislature. In the event that the agency is not continued, the funds appropriated for fiscal year 2008 or as much thereof as may be necessary are to be used to provide for the phase out of agency operations.
14. **Accountability Tracking System for DWI Prevention and Enforcement.** From funds appropriated above, the Alcoholic Beverage Commission shall track the impact of funds

ALCOHOLIC BEVERAGE COMMISSION
(Continued)

appropriated for enhanced DWI prevention and enforcement. By January 1st of each fiscal year, the commission shall report to the Governor and the Legislative Budget Board the specific prevention and enforcement activities performed with the funds to include locations where the monies were spent, what programs were implemented, the impact of enforcement efforts compared to the previous biennium, and the impact on DWI-related fatalities and arrests.

- 15. Appropriation Transfers Between Fiscal Years - Gasoline Contingency.** In addition to the transfer authority provided elsewhere in this Act, the Alcoholic Beverage Commission may transfer appropriations for fiscal year 2009 to fiscal year 2008, subject to the following conditions provided by this section:
- a. Transfers under this section may be requested only if the average price per gallon of gasoline paid by the agency during the first six months of fiscal year 2008 exceeds \$2.40 per gallon.
 - b. A request to transfer appropriations for fiscal year 2009 to fiscal year 2008 shall be submitted in writing to the Governor and the Legislative Budget Board. The request shall include a justification for the amount of funds to be transferred based on an estimate of the total gallons of gasoline consumed by the agency in a year and the average price per gallon paid over \$2.40 per gallon during the first six months of fiscal year 2008.
 - c. A transfer authorized by this section must receive the prior approval of the Governor and the Legislative Budget Board.
 - d. The Comptroller of Public Accounts shall cooperate as necessary to assist the completion of a transfer and spending made under this section.

DEPARTMENT OF CRIMINAL JUSTICE¹

	For the Years Ending	
	August 31, 2008	August 31, 2009
Method of Financing:		
<u>General Revenue Fund</u>		
General Revenue Fund	\$ 2,587,923,038	\$ 2,614,411,034
Education and Recreation Program Receipts	82,120,426	83,594,965
Texas Correctional Industries Receipts	8,849,000	8,849,000
Subtotal, General Revenue Fund	\$ 2,678,892,464	\$ 2,706,854,999
<u>General Revenue Fund - Dedicated</u>		
Private Sector Prison Industry Expansion Account No. 5060	2,000,000	2,000,000
Compensation to Victims of Crime Account No. 469	1,520,967	1,520,967
Sexual Assault Program Account No. 5010	0	2,250,000
Subtotal, General Revenue Fund - Dedicated	\$ 3,520,967	\$ 5,770,967
Federal Funds for Incarcerated Aliens	17,854,652	17,854,652
<u>Other Funds</u>		
Interagency Contracts - Texas Correctional Industries	38,393,940	38,393,939
Appropriated Receipts	29,551,084	10,951,077
Interagency Contracts	7,836,800	7,836,800
Bond Proceeds - General Obligation Bonds	323,800,000	UB
Subtotal, Other Funds	\$ 399,581,824	\$ 57,181,816
Total, Method of Financing	\$ 3,099,849,907	\$ 2,787,662,434

¹ Does not include appropriations in Article IX, § 19.61, totaling \$291,540 each fiscal year in General Revenue Funds for Schedule C pay raises for commissioned peace officers.

DEPARTMENT OF CRIMINAL JUSTICE

(Continued)

This bill pattern represents an estimated 100% of this agency's estimated total available funds for the biennium.

Number of Full-Time-Equivalents (FTE): ²	39,030.3	39,423.3
Schedule of Exempt Positions:		
Executive Director, Group 6	\$181,500	\$181,500
Presiding Officer, Board of Pardons & Paroles, Group 4 ³	115,000	115,000
Parole Board Member, Group 3 ³	(6) 95,619	(6) 95,619
Items of Appropriation:		
A. Goal: PROVIDE PRISON DIVERSIONS		
Provide Prison Diversions through Probation & Community-based Programs.		
A.1.1. Strategy: BASIC SUPERVISION	\$ 105,744,392	\$ 107,326,403
A.1.2. Strategy: DIVERSION PROGRAMS ⁴	\$ 113,627,659	\$ 124,110,306
A.1.3. Strategy: COMMUNITY CORRECTIONS	\$ 38,770,088	\$ 38,770,088
A.1.4. Strategy: TRMT ALTERNATIVES TO INCARCERATION	<u>\$ 11,604,912</u>	<u>\$ 11,604,911</u>
Treatment Alternatives to Incarceration Program.		
Total, Goal A: PROVIDE PRISON DIVERSIONS	<u>\$ 269,747,051</u>	<u>\$ 281,811,708</u>
B. Goal: SPECIAL NEEDS OFFENDERS		
B.1.1. Strategy: SPECIAL NEEDS PROJECTS	\$ 20,410,726	\$ 20,410,726
C. Goal: INCARCERATE FELONS		
C.1.1. Strategy: CORRECTIONAL SECURITY OPERATIONS	\$ 911,782,135	\$ 930,173,832
C.1.2. Strategy: CORRECTIONAL SUPPORT OPERATIONS	\$ 74,968,725	\$ 74,968,724
C.1.3. Strategy: OFFENDER SERVICES	\$ 12,222,596	\$ 12,222,595
C.1.4. Strategy: INSTITUTIONAL GOODS	\$ 141,344,044	\$ 141,344,043
C.1.5. Strategy: INSTITUTIONAL SERVICES	\$ 158,694,168	\$ 160,168,705
C.1.6. Strategy: INST'L OPERATIONS & MAINTENANCE ⁵	\$ 202,410,279	\$ 173,213,959
Institutional Operations and Maintenance.		
C.1.7. Strategy: PSYCHIATRIC CARE	\$ 43,094,589	\$ 47,938,575
Correctional Managed Psychiatric Care.		
C.1.8. Strategy: MANAGED HEALTHCARE ⁶	\$ 379,799,163	\$ 377,763,436
Correctional Managed Healthcare.		
C.1.9. Strategy: HEALTH SERVICES	\$ 3,670,627	\$ 3,670,628
C.1.10. Strategy: CONTRACTED TEMPORARY CAPACITY ⁷	\$ 36,570,120	\$ 0
Provide for Contract Correctional Beds.		
C.2.1. Strategy: TEXAS CORRECTIONAL INDUSTRIES	\$ 66,474,948	\$ 66,474,947
C.2.2. Strategy: ACADEMIC/VOCATIONAL TRAINING	\$ 2,332,715	\$ 2,332,714
Academic and Vocational Training.		
C.2.3. Strategy: PROJECT RIO	\$ 3,490,496	\$ 3,490,496

² Incorporates Article IX, § 18.02 (c), of this Act, relating to data center consolidation, which reduces the FTE cap by 30.7 each fiscal year of the biennium; and Article IX, § 19.98, of this Act, relating to monitoring the quality of healthcare by the Department of Criminal Justice, which increases the FTE cap by 11.0 each fiscal year of the biennium.

³ Pursuant to Article IX, § 3.05, of this Act, the Governor increased the salaries of the Presiding Officer to \$115,000 and of Members to \$95,619.

⁴ Incorporates Article IX, § 19.08, of this Act, due to the enactment of HB 530, 80th Legislature, Regular Session, relating to the operation and funding of drug court programs, resulting in the transfer of \$270,000 in General Revenue Funds in FY 2008 from Strategy C.1.10, Contracted Temporary Capacity, into Strategy A.1.2, Diversion Programs. No funds were transferred in FY 2009 because funding in Strategy C.1.10. was vetoed by the Governor in FY 2009.

⁵ Incorporates the passage of HB 15, § 48, 80th Legislature, Regular Session, which reduces appropriations by \$27,000,000 out of the General Revenue Fund in FY 2009 in Strategy C.1.6, Institutional Operations and Maintenance.

⁶ Incorporates Article IX, § 19.70, of this Act, relating to appropriation of the remaining Proposition 8 general obligation bond proceeds, and Article IX, § 19.71, of this Act, relating to the contingent appropriation of general obligation bond proceeds, subject to the approval of a proposition by Texas voters as authorized by SJR 65, 80th Legislature, Regular Session.

⁷ The Governor vetoed \$29,249,240 in General Revenue Funds in FY 2009 related to Strategy C.1.10, Contracted Temporary Capacity. See the Governor's Veto Proclamation.

DEPARTMENT OF CRIMINAL JUSTICE
(Continued)

C.2.4. Strategy: TREATMENT SERVICES ⁸	\$ 15,040,841	\$ 17,040,840
C.2.5. Strategy: SUBSTANCE ABUSE TREATMENT	\$ 75,405,797	\$ 96,644,562
C.3.1. Strategy: CONTRACT PRISONS/PRIVATE ST JAILS	<u>\$ 109,883,304</u>	<u>\$ 113,527,315</u>
Contract Prisons and Privately Operated State Jails.		
Total, Goal C: INCARCERATE FELONS	<u>\$ 2,237,184,547</u>	<u>\$ 2,220,975,371</u>
D. Goal: ENSURE ADEQUATE FACILITIES		
Ensure and Maintain Adequate Facilities.		
D.1.1. Strategy: FACILITIES CONSTRUCTION ⁹	\$ 313,400,000	\$ UB
Construction and Repair of Facilities.		
D.1.2. Strategy: LEASE-PURCHASE OF FACILITIES	<u>\$ 11,431,300</u>	<u>\$ 11,399,313</u>
Provide for Lease-purchase of Facilities.		
Total, Goal D: ENSURE ADEQUATE FACILITIES	<u>\$ 324,831,300</u>	<u>\$ 11,399,313</u>
E. Goal: OPERATE PAROLE SYSTEM		
E.1.1. Strategy: BOARD OF PARDONS AND PAROLES	\$ 9,400,185	\$ 9,400,185
E.1.2. Strategy: PAROLE RELEASE PROCESSING	\$ 14,880,716	\$ 14,880,717
E.2.1. Strategy: PAROLE SUPERVISION ¹⁰	\$ 87,280,493	\$ 88,671,414
E.2.2. Strategy: RESIDENTIAL PRE-PAROLE FACILITIES	\$ 33,522,390	\$ 33,990,721
E.2.3. Strategy: HALFWAY HOUSE FACILITIES	\$ 15,576,291	\$ 17,046,597
E.2.4. Strategy: INTERMEDIATE SANCTION FACILITIES	<u>\$ 20,249,621</u>	<u>\$ 25,345,600</u>
Total, Goal E: OPERATE PAROLE SYSTEM	<u>\$ 180,909,696</u>	<u>\$ 189,335,234</u>
F. Goal: INDIRECT ADMINISTRATION		
F.1.1. Strategy: CENTRAL ADMINISTRATION	\$ 24,048,889	\$ 24,048,889
F.1.2. Strategy: CORRECTIONAL TRAINING	\$ 4,035,942	\$ 4,035,942
F.1.3. Strategy: INSPECTOR GENERAL	\$ 7,767,690	\$ 7,767,689
F.1.4. Strategy: VICTIM SERVICES	\$ 1,951,709	\$ 1,951,709
F.1.5. Strategy: INFORMATION RESOURCES	\$ 28,962,357	\$ 25,925,853
F.1.6. Strategy: OTHER SUPPORT SERVICES ¹¹	<u>\$ 0</u>	<u>\$ 0</u>
Total, Goal F: INDIRECT ADMINISTRATION	<u>\$ 66,766,587</u>	<u>\$ 63,730,082</u>
Grand Total, DEPARTMENT OF CRIMINAL JUSTICE	<u><u>\$ 3,099,849,907</u></u>	<u><u>\$ 2,787,662,434</u></u>
Object-of-Expense Informational Listing:		
Salaries and Wages	\$ 1,235,580,393	\$ 1,248,681,304
Other Personnel Costs	36,904,387	36,759,181
Professional Fees and Services	464,295,710	463,145,938
Fuels and Lubricants	10,704,143	10,696,997
Consumable Supplies	15,328,717	15,056,366
Utilities	131,316,936	113,694,404
Travel	7,649,288	7,311,921
Rent - Building	12,465,531	12,465,532
Rent - Machine and Other	6,726,483	5,927,628
Other Operating Expense	503,562,315	472,534,684
Client Services	41,055,601	44,069,512
Food for Persons - Wards of State	84,222,108	84,222,109
Grants	235,971,602	248,036,260

⁸ Incorporates Article IX, § 19.74, of this Act, due to the enactment of HB 1751, 80th Legislature, Regular Session, relating to imposing a fee on admissions to certain sexually oriented businesses, resulting in an increase in General Revenue Dedicated Account No. 5010 of \$2,000,000 in FY 2009 for adult sex offender treatment.

⁹ Incorporates Article IX, § 19.70, of this Act, relating to appropriation of the remaining Proposition 8 general obligation bond proceeds, and Article IX, § 19.71, of this Act, relating to the contingent appropriation of general obligation bond proceeds, subject to the approval of a proposition by Texas voters as authorized by SJR 65, 80th Legislature, Regular Session.

¹⁰ Incorporates Article IX, § 19.74, of this Act, due to the enactment of HB 1751, 80th Legislature, Regular Session, relating to imposing a fee on admissions to certain sexually oriented businesses, resulting in an increase in General Revenue Dedicated Account No. 5010 of \$250,000 in FY 2009 for a parole monitoring pilot.

¹¹ The Governor vetoed \$5,459,155 in All Funds in FY 2008 and \$5,459,154 in All Funds in FY 2009 related to Strategy F.1.6, Other Support Services. See the Governor's Veto Proclamation.

DEPARTMENT OF CRIMINAL JUSTICE
(Continued)

Capital Expenditures	<u>314,066,693</u>	<u>25,060,598</u>
Total, Object-of-Expense Informational Listing	<u><u>\$ 3,099,849,907</u></u>	<u><u>\$ 2,787,662,434</u></u>
Estimated Allocations for Employee Benefits and Debt Service Appropriations Made Elsewhere in this Act:		
<u>Employee Benefits</u>		
Retirement	\$ 78,216,044	\$ 80,239,040
Group Insurance	251,087,837	257,764,186
Social Security	95,601,922	98,035,475
Benefits Replacement	<u>11,959,892</u>	<u>11,361,898</u>
Subtotal, Employee Benefits	<u>\$ 436,865,695</u>	<u>\$ 447,400,599</u>
<u>Debt Service</u>		
TPFA GO Bond Debt Service	\$ 235,532,449	\$ 239,346,697
Lease Payments	<u>656,588</u>	<u>643,850</u>
Subtotal, Debt Service	<u>\$ 236,189,037</u>	<u>\$ 239,990,547</u>
Total, Estimated Allocations for Employee Benefits and Debt Service Appropriations Made Elsewhere in this Act	<u><u>\$ 673,054,732</u></u>	<u><u>\$ 687,391,146</u></u>

1. **Performance Measure Targets.** The following is a listing of the key performance target levels for the Department of Criminal Justice. It is the intent of the Legislature that appropriations made by this Act be utilized in the most efficient and effective manner possible to achieve the intended mission of the Department of Criminal Justice. In order to achieve the objectives and service standards established by this Act, the Department of Criminal Justice shall make every effort to attain the following designated key performance target levels associated with each item of appropriation.

	<u>2008</u>	<u>2009</u>
A. Goal: PROVIDE PRISON DIVERSIONS		
A.1.1. Strategy: BASIC SUPERVISION		
Output (Volume):		
Average Number of Felony Offenders under Direct Supervision	162,350	165,496
Efficiencies:		
Average Monthly Caseload	76	76
A.1.2. Strategy: DIVERSION PROGRAMS		
Output (Volume):		
Number of Residential Facility Beds Grant-funded	3,409	3,984
A.1.3. Strategy: COMMUNITY CORRECTIONS		
Output (Volume):		
Number of Residential Facility Beds Funded through Community Corrections	604	604
B. Goal: SPECIAL NEEDS OFFENDERS		
Outcome (Results/Impact):		
Offenders with Special Needs Reincarceration Rate	12%	12%
B.1.1. Strategy: SPECIAL NEEDS PROJECTS		
Output (Volume):		
Number of Special Needs Offenders Served Through the Continuity of Care Programs	28,500	28,500
C. Goal: INCARCERATE FELONS		
Outcome (Results/Impact):		
Escaped Offenders as Percentage of Number of Offenders Incarcerated	0%	0%
Three-year Recidivism Rate	30%	30%
Turnover Rate of Correctional Officers	18%	18%
C.1.1. Strategy: CORRECTIONAL SECURITY OPERATIONS		
Output (Volume):		
Average Number of Offenders Incarcerated	140,529	142,308
C.1.7. Strategy: PSYCHIATRIC CARE		
Output (Volume):		
Psychiatric Inpatient Average Daily Census	1,963	1,963
C.1.8. Strategy: MANAGED HEALTHCARE		
Output (Volume):		
Average Number of Offenders under Correctional Managed Healthcare	151,734	151,734

DEPARTMENT OF CRIMINAL JUSTICE
(Continued)

Efficiencies:		
Medical Care Cost Per Offender	6.65	6.82
C.1.10. Strategy: CONTRACTED TEMPORARY CAPACITY		
Explanatory:		
Average Number of Offenders in Contractual Correctional Bed Capacity ¹²	2,513	2,000
C.2.1. Strategy: TEXAS CORRECTIONAL INDUSTRIES		
Output (Volume):		
Number of Inmates Assigned to the Texas Correctional Industries Program	6,100	6,100
C.2.2. Strategy: ACADEMIC/VOCATIONAL TRAINING		
Output (Volume):		
Inmate Students Enrolled	10,000	10,000
C.2.4. Strategy: TREATMENT SERVICES		
Output (Volume):		
Number of Sex Offenders Receiving Psychological Counseling While on Parole/Mandatory Supervision	1,900	1,900
C.2.5. Strategy: SUBSTANCE ABUSE TREATMENT		
Output (Volume):		
Number of Confinees Completing Treatment in Substance Abuse Felony Punishment Facilities	6,700	8,400
C.3.1. Strategy: CONTRACT PRISONS/PRIVATE STATE JAILS		
Output (Volume):		
Average Number of Offenders in Contract Prisons and Privately Operated State Jails	11,505	11,672
E. Goal: OPERATE PAROLE SYSTEM		
Outcome (Results/Impact):		
Releasee Annual Revocation Rate	10%	10%
E.1.1. Strategy: BOARD OF PARDONS AND PAROLES		
Output (Volume):		
Number of Parole Cases Considered	87,340	87,340
E.1.2. Strategy: PAROLE RELEASE PROCESSING		
Output (Volume):		
Number of Parole Cases Processed	42,645	42,645
E.2.1. Strategy: PAROLE SUPERVISION		
Output (Volume):		
Average Number of Offenders Under Active Parole Supervision	78,681	80,050
Efficiencies:		
Average Monthly Caseload	62	62
E.2.2. Strategy: RESIDENTIAL PRE-PAROLE FACILITIES		
Output (Volume):		
Average Number of Pre-parole Transferees in Pre-parole Transfer Facilities	2,242	2,242
 2. Capital Budget. None of the funds appropriated above may be expended for capital budget items except as listed below. The amounts shown below shall be expended only for the purposes shown and are not available for expenditure for other purposes. Amounts appropriated above and identified in this provision as appropriations either for "Lease Payments to the Master Lease Purchase Program" or for items with an "(MLPP)" notation shall be expended only for the purpose of making lease-purchase payments to the Texas Public Finance Authority pursuant to the provisions of Government Code §1232.103.		
	<u>2008</u>	<u>2009</u>
a. Construction of Buildings and Facilities		
(1) Lease-Purchase of Facilities	\$ 11,431,300	\$ 11,399,313
(2) Three New 1,330-bed Hobby-prototype Facilities (SJR 65 / SB 2033) ¹³	233,400,000	UB
Total, Construction of Buildings and Facilities	<u>\$ 244,831,300</u>	<u>\$ 11,399,313</u>

¹² The Governor vetoed \$29,249,240 in General Revenue Funds in FY 2009 related to Strategy C.1.10, Contracted Temporary Capacity. See the Governor’s Veto Proclamation.

¹³ Incorporates Article IX, § 19.70, of this Act, relating to appropriation of the remaining Proposition 8 general obligation bond proceeds, and Article IX, § 19.71, of this Act, relating to the contingent appropriation of general obligation bond proceeds, subject to the approval of a proposition by Texas voters as authorized by SJR 65, 80th Legislature, Regular Session.

DEPARTMENT OF CRIMINAL JUSTICE
(Continued)

b. Repair or Rehabilitation of Buildings and Facilities		
(1) Lease Payment (MLPP) for Energy Performance Contract (EPC)	1,299,840	2,639,404
(2) Marlin Correctional Mental Health Facility	UB	UB
(3) Repair and Rehabilitation of Facilities (SJR 65 / SB 2033) ¹⁴	40,000,000	UB
(4) Repair and Rehabilitation of Facilities and Repair of Hospital Facility in Galveston (Proposition 8) ¹⁴	50,400,000	UB
 Total, Repair or Rehabilitation of Buildings and Facilities	 \$ 91,699,840	 \$ 2,639,404
c. Acquisition of Information Resource Technologies		
(1) Computer and Software Acquisitions	5,216,981	2,180,477
(2) Data Center Consolidation ¹⁵	11,390,199	11,386,072
 Total, Acquisition of Information Resource Technologies	 \$ 16,607,180	 \$ 13,566,549
d. Transportation Items		
(1) Vehicles, Scheduled Replacements	5,000,000	5,000,000
e. Acquisition of Capital Equipment and Items	4,519,362	4,519,358
 Total, Capital Budget	 \$ 362,657,682	 \$ 37,124,624

Method of Financing (Capital Budget):

<u>General Revenue Fund</u>		
General Revenue Fund	\$ 37,630,472	\$ 35,897,414
Texas Correctional Industries Receipts	306,803	306,803
Subtotal, General Revenue Fund	\$ 37,937,275	\$ 36,204,217
<u>Other Funds</u>		
Bond Proceeds - General Obligation Bonds	323,800,000	UB
Interagency Contracts - Texas Correctional Industries	920,407	920,407
Subtotal, Other Funds	\$ 324,720,407	\$ 920,407
 Total, Method of Financing	 \$ 362,657,682	 \$ 37,124,624

- 3. Disposition of Construction Appropriation.** Construction appropriations may be used to pay salaries of engineers, architects, superintendents, supervisors and administrative expenses and support personnel of construction projects; architectural fees and the actual and necessary travel expenses incurred by them or their representatives in making special trips of inspection at the instance of the Board of Criminal Justice or the Department of Criminal Justice's Executive Director or designee during construction or repair of buildings or installation of fixed equipment in such buildings. The State Classification Officer shall approve job titles and rates of pay for such salaried positions.
- 4. Temporary Loan of Construction Resources.** The Texas Department of Criminal Justice (TDCJ) may temporarily utilize materials and equipment acquired and personnel paid from one project appropriated for construction, repairs, and renovation, including construction of additional capacity and building maintenance, to construct any other similar project for which funds have been appropriated. The receiving project must reimburse the providing project within twelve months with funds and/or a like amount of materials, equipment, equipment usage, or personnel of equivalent value. Reimbursement with funds may be accomplished by

¹⁴ Incorporates Article IX, § 19.70, of this Act, relating to appropriation of the remaining Proposition 8 general obligation bond proceeds, and Article IX, § 19.71, of this Act, relating to the contingent appropriation of general obligation bond proceeds, subject to the approval of a proposition by Texas voters as authorized by SJR 65, 80th Legislature, Regular Session.

¹⁵ Incorporates Article IX, § 18.02 (e), of this Act, relating to data center consolidation, which requires data center services expenditures to be categorized as a capital budget item.

DEPARTMENT OF CRIMINAL JUSTICE
(Continued)

transfer in a manner which records appropriate expenditures to the borrowing project and negative expenditures to the lending project. These transfers may be summary amounts in a manner approved by the Comptroller of Public Accounts. However, the TDCJ must maintain adequate detailed records to support such summary transfer amounts.

5. **Architectural Fees.** Notwithstanding other provisions of this Act, in those instances where inmate labor is used on construction projects, the Department of Criminal Justice is authorized to pay architectural fees based on the estimated total cost of a project as if it were to be done by a private contractor. The department shall employ an independent firm, separate from the architect, to estimate the total cost of a project. Architectural fees based on the estimated cost shall be governed by other provisions of this Act.
6. **Construction Encumbrances.** Any funds legally encumbered for construction contracts for projects which are in effect as of August 31, 2007, are considered encumbered and may be carried forward to fiscal year 2008.
7. **Utilization of Existing Correctional Facilities.** The department shall give full consideration to utilizing existing correctional facilities located in the State of Texas and currently owned or operated by federal or local governments. Appropriations to the department may be used for the purposes of leasing, purchasing, or contracting for operations of such facilities if agreements can be reached which are beneficial to the State.
8. **Review of Construction Change Orders.** From funds appropriated above, the Texas Department of Criminal Justice (TDCJ), upon the review of any change order, shall develop a procedure whereby cause of such change order shall be determined and documented in the project file. If it is determined that the change was necessitated by the error or omission of any contracted party, the TDCJ shall hold such party financially responsible.
9. **Prison Construction Prioritization.** The Department of Criminal Justice shall maximize the efficient use of funds appropriated above for construction of additional capacity by prioritizing the expeditious completion of any units on which work had been started and subsequently suspended.
10. **Salary Adjustment Authorized.** Notwithstanding other provisions of this Act, the Texas Department of Criminal Justice is authorized to adjust salaries of the following position series to rates within the designated salary group for the purpose of recruiting, employing, and retaining career correctional personnel:
 - a. Correctional Officer;
 - b. Sergeant, Lieutenant, Captain, and Major of Correctional Officers;
 - c. Food Service Manager;
 - d. Laundry Manager; and
 - e. Parole Case Manager and Parole Officer.

Merit raises are prohibited for all employees who are receiving or are eligible to receive step adjustments in the career ladder system.

11. **Appropriation: Meals Authorized.** Department employees assigned to work inside correctional facilities or on travel status may receive up to two free meals per shift and employees residing in employee dormitories may receive three free meals per day. None of the funds appropriated above shall be utilized to provide meals to other employees for a charge of less than \$1.00 per meal or to grow, purchase, prepare, or provide food products for employees to use at their homes. All meal fees received are appropriated above in Strategy C.1.4, Institutional Goods. Any fees collected in excess of \$4,308 in fiscal year 2008 and \$4,307 in fiscal year 2009 are hereby appropriated to the department for the same purpose.
12. **Restriction, Food Service.** The Texas Department of Criminal Justice may not use any appropriations above to provide food items to employees in employee dining facilities until the food requirements of inmates are met. The food served to inmates shall be of the same quality as food served to employees.
13. **Payroll Deduction.** Fees for employee services will be made by payroll deduction whenever practical.

DEPARTMENT OF CRIMINAL JUSTICE
(Continued)

- 14. Benefit Policy Required.** The Board of Criminal Justice shall adopt a written policy relating to benefits provided in Riders 11 and 16 specifying the criteria used to award these benefits to employees, and shall develop a system to account for all costs related to these benefits and all revenues from collection of fees.
- 15. Appropriation: State-owned Housing Authorized.**
- a. The department's Regional Directors, Chief Wardens, Assistant Wardens, Majors of Correctional Officers, Captain of Correctional Officers, Lieutenant of Correctional Officers, Kennel Sergeants, Maintenance Supervisors, and Fire/Safety Managers at each facility are authorized to live in state-owned housing at rental rates determined by the department.
 - b. Other department employees may live in available state-owned housing as set forth in Article IX, § 11.05, State Owned Housing - Recover Housing Costs of this Act.
 - c. All fees received for employee housing are appropriated above in Strategy C.1.6, Institutional Operations and Maintenance, to be used for maintaining employee housing. Any fees collected in excess of \$605,856 in fiscal year 2008 and \$605,856 in fiscal year 2009 are hereby appropriated to the department for the same purpose.
 - d. Notwithstanding Article IX, § 11.05, the department may allocate housing at reduced or no cost to employees with a demonstrated need based on location and job description.
- 16. Appropriation: Laundry Service.** The department may launder or dry clean the uniforms of correctional officers at no charge. None of the funds appropriated above may be used to launder or dry clean other employee clothing or to provide other services unless fees are charged to recover the cost of providing the services. All fees collected for laundry and other related services are appropriated above in Strategy C.1.4, Institutional Goods. Any fees collected in excess of \$865,087 in fiscal year 2008 and \$865,087 in fiscal year 2009 are hereby appropriated to the department for the same purpose.
- 17. Employee Medical Care.** Appropriations made in this Act not otherwise restricted in use may also be expended to provide medical attention and hospitalization by correctional medical staff and the correctional hospital facilities, or to pay necessary medical expenses for employees injured while performing the duties of any hazardous position which is not reimbursed by workers' compensation and/or employees' state insurance. For the purpose of this section, "hazardous position" shall mean one for which the regular and normal duties inherently involve the risk or peril of bodily injury or harm. Appropriations made in this Act not otherwise restricted in use may also be expended for medical tests and procedures on employees that are required by federal or state law or regulations when the tests or procedures are required as a result of the employee's job assignment or when considered necessary due to potential or existing litigation.
- 18. Inmate Labor.** The Texas Department of Criminal Justice shall not use inmate labor to provide personal services for employees. Inmate labor may be used to provide maintenance and upkeep to state property and equipment.
- 19. Compensatory Time.** Exceptions to the prohibition against substituting other days for holidays may be authorized by the Director of the Texas Department of Criminal Justice for employees who are required to work on holidays due to the continuing operation of the department. Any employee who is required to work on any of the holidays authorized in the general provisions of this Act, and who does work on any of the said holidays, shall be entitled to compensating time off to be taken on such day as may be mutually agreed upon by the employee and supervisor.
- 20. Hazardous Duty Pay.** The department shall use funds appropriated above to continue funding hazardous duty pay to all employees that received it as of August 31, 1985. However, all persons hired after August 31, 1985, must occupy positions approved by the Texas Board of Criminal Justice and meet statutory criteria to receive hazardous duty pay.
- 21. Transfer Authority within and between Goals.** Subject to capital budget provisions contained in this Act, the Texas Department of Criminal Justice is authorized to transfer such amounts as may be necessary within appropriations made for each goal.

DEPARTMENT OF CRIMINAL JUSTICE
(Continued)

Funds may be transferred between goals, provided, that before any transfer between goals which will have the cumulative effect of changing expenditures for any goal by more than 20 percent of the amount appropriated for that goal for the fiscal year, written notification of intent to transfer be provided the Governor, the Legislative Budget Board, the Senate Finance Committee, and the House Appropriations Committee.

22. **Employment Limitation.** None of the funds appropriated above shall be expended by the Department of Criminal Justice to employ anyone who, in the course of his official duties, conducts business with individuals or firms with which the employee has either a direct or indirect financial interest.
23. **Grievance Procedures.** From funds appropriated above, the Board of Criminal Justice shall maintain employee disciplinary and grievance procedures in compliance with this section.

The Board's disciplinary procedures shall allow an employee of the department to be represented by a designee of the employee's selection who may participate in the hearing on behalf of an employee charged with any type of disciplinary violation.

The Board's grievance procedure shall attempt to solve problems through a process which recognizes the employee's right to bring grievances pursuant to the procedures in this section. The grievance procedure shall include either independent mediation or independent, non-binding arbitration of disputes between the employer and the employee if the disciplining authority recommends that the employee be terminated or the employee is terminated.

Any grievance or disciplinary hearing in which a department employee serves as a representative shall be held during normal business hours on a week day, unless the employer and employee agree otherwise. The employee subject to the hearing attends such hearing as a part of regular employment duties. An employee representative who is a department employee must obtain prior approval to be placed on unpaid leave to attend a hearing.

Nothing in this provision shall authorize expenditures of appropriated funds not authorized elsewhere in this Act.

24. **Petty Cash Fund Authorized.** The local Petty Cash Revolving Fund in the amount of \$10,000 is continued for the biennium beginning September 1, 2007, and may be used to advance or reimburse transfer agents and for the care and maintenance of convicted felons while en route to the department from points in Texas and elsewhere in the United States; and for the payment of C.O.D. freight and express charges and similar items requiring immediate cash disbursements. The funds shall be reimbursed by warrants drawn and approved by the Comptroller out of appropriated funds to the Texas Department of Criminal Justice.
25. **Revolving Fund Authorized.** The local Inmate Release Revolving Fund of \$500,000 is continued for each year of the biennium beginning September 1, 2007, and is deposited in a bank or banks in Texas; and all inmates released on parole, mandatory supervision, discharge, or conditional pardon shall be paid out of this fund. The fund shall be reimbursed by warrants drawn and approved by the Comptroller out of appropriated funds to the Texas Department of Criminal Justice.
26. **Appropriation: Agriculture Receipts.** Each year of the biennium the Texas Department of Criminal Justice (TDCJ) may exchange agricultural products for other agricultural products and finished goods, and all revenue accruing from the sale of agricultural commodities or livestock and other revenues as they apply to sales of equipment, salvage, refunds and to recover damage claims are appropriated above in Strategy C.1.5, Institutional Services. Any revenues collected in excess of \$5,725,974 in fiscal year 2008 and \$5,725,974 in fiscal year 2009 are hereby appropriated to the department for agricultural operations. Any unexpended balance up to \$2,000,000 remaining from revenues on August 31, 2007, and August 31, 2008, is appropriated to allow for continuity of agricultural production and sales cycles which do not conform to fiscal years (fiscal year 2007 unexpended balance estimated to be \$0).
27. **Appropriation: Acceptance of Grants, Gifts.** The Board of Criminal Justice is authorized to accept federal grants, donations, and gifts, including those of real property, for the programs and projects of the agency. All such gifts, donations, and grants are appropriated above in Strategy C.1.1, Correctional Security Operations, for the purposes for which they are made available, provided, however, that in taking advantage of or accepting such funds, the Board shall not incur any indebtedness which would necessitate a supplemental or additional

DEPARTMENT OF CRIMINAL JUSTICE
(Continued)

appropriation out of any funds of this State nor deplete any of the funds herein appropriated to an amount which would necessitate a supplemental or additional appropriation out of any funds of this State to replenish said fund or funds.

28. **Appropriation: Controlled Substance Receipts.** All funds received under Chapter 59, Code of Criminal Procedure, and Chapter 71, Property Code, by the Texas Department of Criminal Justice are hereby appropriated above in Strategy F.1.3, Inspector General, to be used for law enforcement purposes. Any funds unexpended at the close of each fiscal year are appropriated for the following year (fiscal year 2007 unexpended balance estimated to be \$0).
29. **Appropriation: Texas Correctional Industries Receipts.** Receipts collected from the sales of products produced by Texas Correctional Industries (TCI) are appropriated above in Strategy C.2.1, Texas Correctional Industries. Any receipts collected in excess of \$47,242,940 in fiscal year 2008 and \$47,242,939 in fiscal year 2009 are hereby appropriated to the department for the continued production of TCI goods and services (estimated to be \$0). Any unexpended and unobligated balance up to \$5,000,000 remaining from TCI revenues on August 31, 2007, and August 31, 2008, is appropriated to the department for the same purpose. The State Comptroller shall transfer any unobligated fund balances from Texas Correctional Industries receipts in excess of \$5,000,000 to the General Revenue Fund at the end of each fiscal year (fiscal year 2007 unexpended balance estimated to be \$0).
30. **Appropriation: Unexpended Balances for Increased Offender Populations.** In order to operate new correctional facilities or programs necessary for increased offender populations under the department's supervision, unexpended balances from appropriations made to the Department of Criminal Justice for fiscal year 2008 are hereby appropriated to the Department for fiscal year 2009 contingent upon written notification to the Governor and the Legislative Budget Board by the Texas Board of Criminal Justice, not less than 45 days prior to encumbrance, which details the amount and purpose of expenditures of funds carried into fiscal year 2009 under authority of this provision.
31. **Transfer Limitation.** Upon any order from a federal court that requires the Texas Department of Criminal Justice to transfer funds from any appropriation made hereinabove, those funds which were attempted to be transferred shall lapse and the Comptroller shall return the amount appropriated to its respective source.
32. **Offender Information Management System.** The Department of Criminal Justice shall use funds appropriated above to automate the offender management function to the greatest extent possible. To this end, the department may contract for automation/reengineering assistance after receiving prior approval from the Legislative Budget Board. Funds for this payment may come from benefits and savings as realized.

The Texas Department of Criminal Justice shall demonstrate that the current phase (Phase III, Period 1) of the Offender Information Management System meets the business needs of the agency and the technical capabilities, performance, and specifications identified during the development phase of the project. The Texas Department of Criminal Justice shall validate that all product requirements are satisfied and that no outstanding issues exist. Senior management of the Board of Pardons and Paroles, the Texas Department of Criminal Justice, and the Parole Division of the Texas Department of Criminal Justice shall provide to the Governor and the Legislative Budget Board a letter of certification validating the usability and functionality of the current system (Phase III, Period 1) before expenditure of funds by the Texas Department of Criminal Justice for the next phase of the project (Phase III, Period 2).

The Texas Department of Criminal Justice shall provide a detailed project plan for the next phase of the Offender Information Management System (Phase III, Period 2), to the Governor and the Legislative Budget Board prior to the expenditure of funds for project implementation. This plan shall include a detailed description of tasks, deliverables, milestones, work efforts, responsible individuals, and due dates. The Texas Department of Criminal Justice shall provide performance measures to assist in evaluating the progress of the project. The Texas Department of Criminal Justice shall continue to provide monthly status reports to the Quality Assurance Team to include project status, change management, risk management, issue and action items, deliverables, and scheduled accomplishments.

33. **Appropriation: Recreational Facility Fees.** Fees charged for recreation facilities owned and operated by the department are to be deposited in a special account with the Comptroller of Public Accounts. All recreational facility fees received are appropriated above in Strategy

DEPARTMENT OF CRIMINAL JUSTICE
(Continued)

C.1.6, Institutional Operations and Maintenance. Any fees collected in excess of \$30,545 in fiscal year 2008 and \$30,545 in fiscal year 2009 are hereby appropriated to the department for continued operation and maintenance of the department's recreational facilities.

- 34. Purchasing Through Request for Proposal.** The Texas Department of Criminal Justice may purchase care, treatment services, and residential services through the Request for Proposal process.

The Texas Department of Criminal Justice shall:

- a. negotiate purchases to achieve fair and reasonable prices at rates that do not exceed any maximum provided by law, and
 - b. select service providers according to each provider's qualifications and demonstrated competence.
- 35. Parole Supervision Ratio.** The department shall use funds appropriated above in Strategy E.2.1, Parole Supervision, to maintain a ratio of 75 active releasees to one supervising officer in fiscal years 2008 and 2009. The ratio will be calculated by dividing the number of supervising parole officers and case managers currently employed into the total number of releasees supervised, exclusive of those under intensive and super intensive supervision, for which a ratio of 25 and 20 releasees to one supervising officer respectively is to be maintained. In the event that this ratio is not maintained, the Texas Department of Criminal Justice shall file a statement documenting the reasons for noncompliance with the Governor and the Legislative Budget Board.
- 36. Project RIO.** The Texas Workforce Commission, the Texas Department of Criminal Justice, and the Texas Youth Commission shall together enhance the effectiveness of Project RIO by improving cohesive program delivery among the three agencies. The agencies shall together develop and implement a biennial strategic plan for the implementation of a more cohesive and effective Project RIO program which will emphasize necessary skill development, rehabilitation, and appropriate assessment of the offender prior to release. Not later than March 1, 2008, the biennial strategic plan, jointly prepared by the three agencies, and including specific strategies, measures, timeframes for program improvement, and a methodology for program evaluation, shall be submitted to the Legislative Budget Board and the Governor. The Texas Workforce Commission shall maintain interagency contracts at \$3,259,735 in each fiscal year of the biennium to the Texas Department of Criminal Justice to fund Project RIO. The agencies shall enter into interagency contracts, to include the reporting of performance levels, for the 2008-09 biennium.
- 37. Aircraft Authorization.** The Texas Department of Criminal Justice (TDCJ) is authorized to own or lease, operate, and maintain one aircraft and to replace it if necessary. In the event that a temporary need arises, the TDCJ is authorized to expend funds for the lease or rental of aircraft on an as-needed basis.
- 38. Expenditure Limitation - Windham School District.** None of the funds provided to the Windham School District through the Texas Education Agency shall be expended unless the Board of Criminal Justice has approved an annual operating budget for the school district prior to the expenditure of any funds. The Department of Criminal Justice shall file a copy of that operating budget of the Windham School District with the Governor, the Legislative Budget Board, and the appropriate legislative oversight committees at the beginning of each fiscal year.
- 39. Postsecondary Education Programs.** Postsecondary education courses shall be available only to inmates who have:
- a. demonstrated a clear and convincing record of rehabilitation while incarcerated, and
 - b. demonstrated an interest in a field of study that lends itself to performing specific and beneficial tasks while incarcerated, and
 - c. demonstrated the aptitude and capabilities to do college-level study.

The costs of such postsecondary education programs shall be reimbursed by the inmate as a condition of parole.

DEPARTMENT OF CRIMINAL JUSTICE
(Continued)

The Department of Criminal Justice shall not provide in-cell tutoring for inmates who are in administrative segregation.

The Department of Criminal Justice may not transfer appropriations out of Strategy C.2.2, Academic/Vocational Training.

- 40. Residential Status of Inmates.** All inmates of the Texas Department of Criminal Justice are, for educational purposes only, residents of the State of Texas.
- 41. Appropriation: Education and Recreation Program Receipts.** All receipts collected from the operation of facility commissaries and all gifts and other income for inmate welfare accruing together with Education and Recreation Program account balances at the beginning of each year of the biennium beginning September 1, 2007, are hereby appropriated above in Strategy C.1.5, Institutional Services, to the Department of Criminal Justice subject to the following provisions:
- a. All receipts collected shall be deposited in accordance with applicable statutes: (1) in the General Revenue Fund of the State Treasury; (2) in trust with the State Comptroller; or (3) in a local bank account on approval by the State Comptroller.
 - b. Salaries of personnel employed by the Education and Recreation Program shall conform with the provisions of the Classification Plan except as otherwise provided by this Act.
 - c. Funds deposited in Education and Recreation Program accounts shall be expended only with the advance, written approval of the Board of Criminal Justice.
 - d. The department shall expend Education and Recreation Program receipts first for the construction, maintenance, equipment and operations of recreational facilities and for the income producing operations of the program. Any remaining balances may be expended for other programs benefiting the welfare of department confinees.
- Any Education and Recreation Program receipts collected in excess of \$82,120,426 in fiscal year 2008 and \$83,594,965 in fiscal year 2009 are hereby appropriated to the department subject to the above-cited provisions.
- 42. Private Sector Prison Industries Oversight Authority.** Out of funds appropriated above in Strategy C.2.1, Texas Correctional Industries, the Texas Department of Criminal Justice shall provide reimbursement of travel expenses incurred by members of the Private Sector Prison Industries Oversight Authority in accordance with Government Code § 497.055 and provisions of this Act related to the per diem of board or commission members.
- 43. Appropriation: Sex Offender Notification Fees.** All fees collected from offenders for reimbursement to local law enforcement authorities for costs incurred in providing notice for publication, including any costs incurred in publishing any photographs needed to provide notice, to a newspaper in accordance with Government Code, § 508.186, are appropriated above in Strategy E.2.1, Parole Supervision, for reimbursing local law enforcement authorities. Any fees collected in excess of \$10,046 in fiscal year 2008 and \$10,046 in fiscal year 2009 are hereby appropriated to the department for the same purpose.
- 44. Appropriation: Parole Supervision Fees.** All parole supervision fees collected from offenders in accordance with Government Code § 508.182, are appropriated above in Strategy E.2.1, Parole Supervision. Any fees collected in excess of \$7,323,000 in fiscal year 2008 and \$7,323,000 in fiscal year 2009 are hereby appropriated to the department for parole supervision.
- 45. Appropriation Transfers Between Fiscal Years.** In addition to the transfer authority provided elsewhere in this Act, the Texas Department of Criminal Justice may transfer appropriations in an amount not to exceed \$150 million made for fiscal year 2009 to fiscal year 2008, subject to the following conditions provided by this section:
- a. Transfers under this section may be made only:
 - (1) if correctional populations exceed the capacity of the department, or

DEPARTMENT OF CRIMINAL JUSTICE

(Continued)

- (2) if Federal Funds for Incarcerated Aliens appropriated in fiscal year 2008 to the department are not received in the amount identified in the method of finance for that year, or
 - (3) for any other emergency expenditure requirements, including expenditures necessitated by public calamity.
 - b. A transfer authorized by this section above must receive the prior approval of the Governor and the Legislative Budget Board.
 - c. The Comptroller of Public Accounts shall cooperate as necessary to assist the completion of a transfer and spending made under this section.
- 46. Managed Health Care - Reporting Requirements.** The Correctional Managed Health Care Committee is required to submit to the Legislative Budget Board and Governor a report detailing:
- a. correctional managed health care actual and projected expenditures for on-site, off-site, and pharmaceutical costs;
 - b. health care cost for inmates over age 55 including utilization data;
 - c. other health care information determined by the Office of the Governor and the Legislative Budget Board; and
 - d. all monies held in reserve during any quarterly reporting period by the Correctional Managed Health Care Committee or for Correctional Managed Health Care by the University of Texas Medical Branch at Galveston and the Texas Tech University Health Sciences Center.
- Such reports shall be submitted on a quarterly basis.
- 47. Managed Health Care Operational Shortfalls.** For the purpose of offsetting operational shortfalls occurring in correctional managed health care and out of funds appropriated above, the department shall transfer funds as necessary into Strategy C.1.8, Managed Healthcare, for payment to the Correctional Managed Health Care Committee to address any managed health care operational shortfalls for fiscal years 2008-09, not to exceed \$5 million for the biennium. If the department and committee do not agree on transfer amounts deemed necessary, supporting documentation shall be provided to the Governor and the Legislative Budget Board. The Governor and Legislative Budget Board shall then make the final decision.
- 48. Computer Refurbishing Program.** The Texas Department of Criminal Justice shall use funds appropriated above in Strategy C.2.1, Texas Correctional Industries, to develop and implement an inmate work program in which donated, second-hand computers are refurbished in prisons for use by public schools.
- 49. Capital Expenditures Authorized.** Notwithstanding the limitations placed on the expenditure of funds for capital budget items contained in the general provisions of this Act, the Texas Department of Criminal Justice is hereby authorized to expend funds appropriated to the Texas Department of Criminal Justice for the acquisition of capital budget items and unforeseen building maintenance as approved by the Texas Board of Criminal Justice.
- 50. Recruitment and Retention of Staff.** TDCJ shall submit a biennial report on its recruitment and retention efforts to the Governor and the Legislative Budget Board not later than January 1, 2009. The report shall include information on vacancy rates, turnover rates, average years of service, and average number of continuing education training hours for security and nonsecurity staff.
- 51. Parole Transitional Support Program.** Out of funds appropriated above in Strategy E.2.1, Parole Supervision, the Texas Department of Criminal Justice (TDCJ) shall use \$50,000 each fiscal year of the 2008-09 biennium for the Transitional Support Program. The TDCJ shall use these funds for the sole purpose of providing contracts for services with recognized non-profit organizations in order to facilitate parolees with their transition from incarceration to release

DEPARTMENT OF CRIMINAL JUSTICE
(Continued)

on parole. The contracted services shall emphasize and promote family support and involvement in the transition and should establish the goal of reducing recidivism rates of the individuals who participate in the program.

52. **Correctional Officer Training.** Out of funds appropriated above, the Texas Department of Criminal Justice shall provide at least 284 hours of training for new correctional officers.
53. **Human Resources Management Plan.** From funds appropriated above, the Texas Department of Criminal Justice shall develop a Human Resources Management Plan designed to improve employee morale and retention. The plan must focus on reducing employee turnover through better management. The Texas Department of Criminal Justice shall report, by October 1 of each year of the biennium, to the Senate Finance Committee, the House Committee on Appropriations, the Legislative Budget Board, and the Governor the employee turnover rate, by job category, at the agency during the preceding fiscal year. The effectiveness of an agency's plan shall be measured by whether or not there is a reduction in annual employee turnover rates at the agency, specifically by the reduction in the turnover rates for correctional officers.
54. **Texas Board of Criminal Justice.** The Texas Board of Criminal Justice shall hold its meetings in Austin, Texas, unless there is an exceptional reason to meet in Huntsville, Texas.
55. **Ombudsman Activity.** From funds appropriated above, the Ombudsman for the Texas Department of Criminal Justice (TDCJ) shall respond to all agency and legislatively referred complaints in a timely manner. The TDCJ shall develop performance measures, trend analysis, and a method of resolution for issues presented. The TDCJ shall provide summary reports regarding this activity to the Legislative Budget Board and the Governor on an annual basis.
56. **Safe Prisons Program.** From funds appropriated above the Texas Department of Criminal Justice (TDCJ) shall maintain a Safe Prisons Program for the purpose of preventing and limiting the number of sexual assaults by inmates on inmates. Strategies to prevent sexual assaults that may be used in the Safe Prisons Program include, but are not limited to, use of protective custody; use of an inmate's assault history in making cell assignments; use of an inmate's likelihood of victimization in cell assignments; education of correctional officers on the importance of preventing sexual assault; education of new prisoners on the risks of sexual assault, including prosecution; and use of surveillance cameras. TDCJ shall report annually to the Legislative Budget Board and the Governor the number of sexual assaults by inmates on inmates and the actions taken on each assault. Additional reporting elements may be established by the Legislative Budget Board and the Governor. TDCJ shall designate a Safe Prisons Program coordinator who reports directly to the TDCJ Executive Director.
57. **Interagency Contract for Legal Services.** Out of funds appropriated above, \$1.3 million for each fiscal year of the 2008-09 biennium is for an interagency contract with the Office of the Attorney General for legal services provided by the Office of the Attorney General to the Texas Department of Criminal Justice (TDCJ). Any interagency contract funded by appropriated funds may not exceed reasonable attorney fees for similar legal services in the private sector, shall not jeopardize the ability of the TDCJ to carry out its legislative mandates, and shall not affect the budget for the TDCJ such that employees must be terminated in order to pay the amount of the interagency contract.
58. **Appropriation: Unexpended Balances of Construction Bonds.** Any unexpended balances as of August 31, 2007, for the Texas Department of Criminal Justice (TDCJ) in the general obligation bond appropriations made by the Seventy-ninth Legislature for construction appropriations are hereby appropriated to the TDCJ for the biennium beginning September 1, 2007, provided that such appropriated funds shall not be expended without approval of the Board of Criminal Justice and that copies of such approvals shall be filed with the Governor and the Legislative Budget Board. Unexpended balances appropriated for the 2008-09 biennium may be used only for facilities repair and rehabilitation or the conversion of the Marlin Correctional Mental Health Facility and shall not be used for the construction of additional facilities (fiscal year 2007 unexpended balance estimated to be \$0).
59. **Misdemeanor Funding.** The Texas Department of Criminal Justice shall distribute funds at a rate not to exceed \$.70 per day for each misdemeanor defendant directly supervised by a community supervision and corrections department. Funding for each misdemeanor defendant may not exceed the period of time authorized by statute.

DEPARTMENT OF CRIMINAL JUSTICE
(Continued)

60. **Appropriation: Refunds of Unexpended Balances from CSCDs.** The Texas Department of Criminal Justice (TDCJ) shall maintain procedures to ensure that the state is refunded all unexpended and unencumbered balances of state funds held as of the close of this biennium by local community supervision and corrections departments (CSCDs). All estimated fiscal years 2006-07 refunds received from CSCDs by TDCJ are appropriated above in Strategies A.1.1, Basic Supervision, A.1.2, Diversion Programs, A.1.3, Community Corrections, and A.1.4, Treatment Alternatives to Incarceration. All refunds received by TDCJ in excess of \$18,600,000 shall be redistributed by TDCJ for the benefit of the community supervision and corrections system (estimated to be \$0).
61. **Transportation - Substance Abuse.** From funds appropriated above, the Department of Criminal Justice shall provide transportation for inmates who are released from Substance Abuse Felony Punishment Facilities (SAFPF) or In-Prison Therapeutic Community (IPTC) facilities and transferred to a residential setting.
62. **Treatment Alternatives to Incarceration Program.** The Texas Department of Criminal Justice is directed to expend at least \$3.25 million each fiscal year of the biennium on the Treatment Alternatives to Incarceration Program as specified in Government Code § 76.017.
63. **Harris County Community Corrections Facility.** Out of funds appropriated above in Strategy A.1.2, Diversion Programs, \$6,500,000 in fiscal year 2008 and \$6,500,000 in fiscal year 2009 in discretionary grants shall be made to the Harris County Community Supervision and Corrections Department for the continued operations of the Harris County Community Corrections Facility.
64. **Continuity of Care.** Out of the funds appropriated above in Strategy B.1.1, Special Needs Projects, the Texas Correctional Office on Offenders with Medical or Mental Impairments shall coordinate with the Texas Department of State Health Services, county and municipal jails, and community mental health and mental retardation centers on establishing methods for the continuity of care for pre- and post-release activities of defendants who are returned to the county of conviction after the defendant's competency has been restored. The Council shall coordinate in the same manner it performs continuity of care activities for offenders with special needs.
65. **Texas State Council for Interstate Adult Supervision Authority.** Out of funds appropriated above, TDCJ shall provide reimbursement of travel expenses incurred by members of the Texas State Council for Interstate Adult Offender Supervision while conducting the business of the council in accordance with Government Code, Chapters 510 and 2110, and provisions of this Act related to the per diem of board or commission members.
66. **Advisory Committee on Offenders with Medical or Mental Impairments.** Out of the funds appropriated above, TDCJ shall provide reimbursement of travel expenses incurred by members of the Advisory Committee on Offenders with Medical or Mental Impairments incurred while conducting business of the committee in accordance with Government Code, Chapters 614 and 2110, and provisions of this Act related to the per diem of board or commission members.
67. **Correctional Managed Healthcare: Limitation of Expenditure.** Out of the funds appropriated above, the Correctional Managed Healthcare Committee shall not transfer any funds in excess of capitation rates established in contracts to the University of Texas Medical Branch or the Texas Tech University Health Sciences Center without prior approval of the Governor and the Legislative Budget Board. Any funds appropriated for Correctional Managed Healthcare remaining unexpended or unobligated on August 31 of each fiscal year shall lapse to the General Revenue Fund.
68. **Minimum Standards of Contracted Facilities.** The Texas Department of Criminal Justice may only use funds appropriated above in Strategy C.1.10, Contracted Temporary Capacity, to contract with facilities that met the minimum standards promulgated by the Texas Commission on Jail Standards at the time of their most recent audit.
69. **Probation Caseload Reduction.** Out of funds appropriated above to the Texas Department of Criminal Justice in Strategy A.1.2, Diversion Programs, at least \$14,092,422 in fiscal year 2008 and at least \$14,092,422 in fiscal year 2009 shall be used to fund community supervision officers to reduce caseloads consisting of medium and high risk offenders.

DEPARTMENT OF CRIMINAL JUSTICE
(Continued)

70. Residential Treatment and Sanction Beds Funding. From funds appropriated above in Strategy A.1.2, Diversion Programs, at least \$13,637,500 shall be expended in fiscal year 2008 and at least \$13,637,500 shall be expended in fiscal year 2009 on residential treatment and sanction beds. In distribution of these funds, the Community Justice Assistance Division of the Texas Department of Criminal Justice shall give preference to community supervision and corrections departments having access to currently existing, unfunded residential treatment and sanction beds. The Community Justice Assistance Division shall also give preference to community supervision and corrections departments that have higher rates of community supervision technical revocations in order to maximize the positive effect on the criminal justice system.

71. Medically Recommended Intensive Supervision. From funds appropriated above, the Department of Criminal Justice (TDCJ) shall develop an automated report to assist in identifying offenders eligible for medically recommended intensive supervision (MRIS). TDCJ should work with the University of Texas Medical Branch and the Texas Tech University Health Sciences Center to develop uniform diagnosis codes to signal offenders eligible for release on MRIS.

TDCJ shall expedite its screening process for MRIS by requesting an offender's board file at the same time it assigns a caseworker to complete an interview of the offender.

72. Unexpended Balance Authority for Special Needs Projects. Any unexpended balances as of August 31, 2008, for the Texas Department of Criminal Justice in appropriations made above in Strategy B.1.1, Special Needs Projects, are hereby appropriated to the department for the fiscal year beginning September 1, 2008, for the same purpose.

73. Contracted Temporary Capacity.^{16, 17} Funds appropriated above in Strategy C.1.10, Contracted Temporary Capacity, shall only be used to contract for additional capacity when inmate populations exceed 97.5% of total capacity. If actual incarceration populations are less than projected, appropriations in excess of actual need are to be transferred to Strategy A.1.2, Diversion Programs, on a semi-annual basis. The Texas Department of Criminal Justice shall include a written report on the average number of beds contracted for in the preceding six-month period and the actual costs of contracting for temporary capacity in each approval request for the transfer of funds sent to the Legislative Budget Board and the Governor's Office. The Texas Department of Criminal Justice shall give written notification to the Legislative Budget Board and the Governor's Office of the date and the amount of each fund transfer.

Any unexpended balance on August 31, 2008, from appropriations in Strategy C.1.10, Contracted Temporary Capacity, is hereby appropriated to the department for the fiscal year beginning on September 1, 2008, for the same purpose.

Of the amount appropriated above in Strategy C.1.10, Contracted Temporary Capacity, \$17,170,062 is intended for contracting for the period between September 1, 2007, and February 28, 2008. Within one month after February 28, 2008, the Texas Department of Criminal Justice shall determine any savings between \$17,170,062 and actual costs for contracted temporary capacity during the first six-month period and, upon approval of the Legislative Budget Board and the Governor's Office, shall transfer any savings as General Revenue to Strategy A.1.2, Diversion Programs.

Of the amount appropriated above in Strategy C.1.10, Contracted Temporary Capacity, \$19,670,058 is intended for contracting for the period between March 1, 2008, and August 31, 2008. Within one month after August 31, 2008, the Texas Department of Criminal Justice shall determine any savings between \$19,670,058 and actual costs for contracted temporary capacity during the second six-month period and, upon approval of the Legislative Budget Board and the Governor's Office, shall transfer any savings as General Revenue to Strategy A.1.2, Diversion Programs.

¹⁶ Amounts cited in rider will be affected by Article IX, § 19.08, of this Act, due to the enactment of HB 530, 80th Legislature, Regular Session, relating to the operation and funding of drug court programs, resulting in the transfer of \$270,000 in General Revenue Funds in FY 2008 from Strategy C.1.10, Contracted Temporary Capacity, into Strategy A.1.2, Diversion Programs. No funds were transferred in FY 2009 because funding in Strategy C.1.10. was vetoed by the Governor in FY 2009.

¹⁷ The Governor vetoed \$29,249,240 in General Revenue Funds in FY 2009 related to Strategy C.1.10, Contracted Temporary Capacity. See the Governor's Veto Proclamation.

DEPARTMENT OF CRIMINAL JUSTICE
(Continued)

Of the amount appropriated above in Strategy C.1.10, Contracted Temporary Capacity, \$14,624,620 is intended for contracting for the period between September 1, 2008, and February 28, 2009. Within one month after February 28, 2009, the Texas Department of Criminal Justice shall determine any savings between \$14,624,620 and actual costs for contracted temporary capacity during the third six-month period and, upon approval of the Legislative Budget Board and the Governor's Office, shall transfer any savings as General Revenue to Strategy A.1.2, Diversion Programs.

Of the amount appropriated above in Strategy C.1.10, Contracted Temporary Capacity, \$14,624,620 is intended for contracting for the period between March 1, 2009, and August 31, 2009. Within one month of March 1, 2009, the Texas Department of Criminal Justice shall estimate the funding required for contracted temporary capacity for the last six-month period and, upon approval of the Legislative Budget Board and the Governor's Office, shall transfer any General Revenue amounts in excess of that calculated funding requirement to Strategy A.1.2, Diversion Programs. The Texas Department of Criminal Justice shall include documentation supporting the estimate for contracted temporary capacity for the last six-month period in the approval request to the Legislative Budget Board and the Governor's Office.

If actual costs for contracted temporary capacity in any of the six-month periods listed above exceed the amounts specified above, the General Revenue savings in subsequent six-month periods shall not be transferred to Strategy A.1.2, Diversion Programs, until the amount of savings exceeds the additional amounts expended.

- 74. Monitoring of Community Supervision Diversion Funds.** From funds appropriated above, the Texas Department of Criminal Justice (TDCJ) shall maintain a specific accountability system for tracking community supervision funds targeted at making a positive impact on the criminal justice system.

In addition to continuing the recommendations made by the State Auditor's Office in the September 2004 report (Report No. 05-002) to the Texas Department of Criminal Justice to increase the accuracy and completeness of information used to allocate funds for adult probation services and to improve the monitoring agreements made with the community supervision and corrections departments (CSCDs), the agency shall implement a monitoring system so that the use of funds appropriated in Strategies A.1.2, A.1.3, and A.1.4. can be specifically identified.

The agency shall produce, on an annual basis, detailed monitoring, tracking, utilization, and effectiveness information on the above mentioned funds. This information shall include information on the impact of any new initiatives. Examples include, but are not limited to, number of offenders served, number of residential beds funded, number of community supervision officers hired, and caseload sizes. The agency shall provide documentation regarding the methodology used to distribute the funds. In addition to any other requests for information, the agency shall report the above information for the previous fiscal year to the Legislative Budget Board and the Governor's Office by December 1st of each year.

- 75. Mental Health Services.** Out of the funds appropriated above to the Texas Department of Criminal Justice (TDCJ) in Strategy A.1.2, Diversion Programs, and Strategy B.1.1, Special Needs Projects, at least \$31,000,000 shall be expended for enhanced mental health services. Funds appropriated in Strategy A.1.2, Diversion Programs, include \$4,000,000 that shall be used in fiscal year 2008 and \$4,000,000 that shall be used in fiscal year 2009 for specialized mental health caseloads. Funds appropriated in Strategy B.1.1, Special Needs Projects, include \$11,500,000 in fiscal year 2008 and \$11,500,000 in fiscal year 2009 that shall be used to provide case management and mental health services for adult and juvenile offenders.
- 76. Battering Intervention Program.** Out of funds appropriated above in Strategy A.1.2, Diversion Programs, the Texas Department of Criminal Justice (TDCJ) shall allocate \$1,250,000 in fiscal year 2008 and \$1,250,000 in fiscal year 2009 for funding the Battering Intervention and Prevention Program (BIPP) in the manner required by Article 42.141 of the Code of Criminal Procedure. The BIPP shall be administered using a statewide allocation of direct grants from TDCJ to local non-profit organizations in the manner described in Government Code § 509.011. Funds subject to this provision shall be allocated at the local level and designated for use only for these programs. Funds subject to this provision may not be utilized for administrative expenses of local community supervision and corrections departments nor may they be used to supplant local funding.

DEPARTMENT OF CRIMINAL JUSTICE
(Continued)

77. **Permian Basin Mental Health Deputy Pilot Program.** Out of the funds appropriated above in Strategy B.1.1, Special Needs Projects, up to \$280,000 per fiscal year shall be used to provide grants to counties in the Permian Basin to establish the Permian Basin Mental Health Deputy Pilot Program. The Permian Basin Mental Health Deputy Pilot Program shall provide funding for two deputies in both Ector and Midland counties. The deputies shall promote the diversion of mentally ill individuals from incarceration and facilitate assessments for appropriate treatment.
78. **Payments to County Prosecutors.** Out of the funds appropriated above, the district clerks in counties with more than four Texas Department of Criminal Justice operational correctional facilities are to be allocated during each year of the biennium, an amount not to exceed \$12,000 annually, to be allocated in equal monthly installments. The allocation shall be used for the purpose of prosecuting persons charged with criminal violations on Texas Department of Criminal Justice property.
79. **Progressive Sanctions Model.** From funds appropriated above, the Community Justice Assistance Division of the Texas Department of Criminal Justice shall encourage community supervision and corrections departments to employ the progressive sanctions community supervision model. To the maximum extent possible and from funds appropriated to the Texas Department of Criminal Justice in Strategy A.1.2, Diversion Programs, the Community Justice Assistance Division shall give preference to community supervision and corrections departments using the progressive sanctions community supervision model to make a positive impact on the criminal justice system.
80. **Marlin Correctional Mental Health Facility.** From funds appropriated by this Act for the repair and rehabilitation of facilities and contingent upon the transfer of this facility from the federal government and acceptance of the facility by the State of Texas, \$3,500,000 in General Obligation Bond Proceeds may be expended to convert the Marlin Veterans Affairs Hospital into an inpatient mental health facility for the Texas Department of Criminal Justice. Also contingent upon the transfer of the facility to the State and the acceptance of the facility by the State of Texas, funds appropriated above in Strategy C.1.1, Correctional Security Operations, include \$5,500,000 in fiscal year 2009 in General Revenue Funds for the operations of the facility, and funds appropriated above in Strategy C.1.7, Psychiatric Care, include \$4,843,986 in fiscal year 2009 in General Revenue Funds to provide inpatient mental health care.
81. **Sunset Contingency.** Funds appropriated above for fiscal year 2009 for the Texas Department of Criminal Justice and the Board of Pardons and Paroles are made contingent on the continuation of the Texas Department of Criminal Justice and the Board of Pardons and Paroles by the Eightieth Legislature. In the event that the agency is not continued, the funds appropriated for fiscal year 2008 or as much thereof as may be necessary are to be used to provide for the phase out of agency operations.
82. **Project RIO Referrals and Educational and Workforce Services.** The Texas Department of Criminal Justice shall implement methods to 1) ensure that offenders under parole supervision who are unemployed or underemployed are identified and referred to local workforce centers to participate in post-release Project RIO services, and 2) align Project RIO pre-release educational and workforce services to correspond with the types of employment available and location of such opportunities based on information provided by the Texas Workforce Commission. The Department shall provide a report to the Legislative Budget Board and the Governor's Office no later than December 1st of each year summarizing the progress and implementation of the requirements listed above.
83. **Annual Parole Supervision.** Out of funds appropriated above in Strategy E.2.1, Parole Supervision, the Texas Department of Criminal Justice shall develop an annual parole supervision program to supervise nonviolent, low-risk offenders.
84. **Diversion Initiatives.** The Department of Criminal Justice shall use funds appropriated above for various diversion initiatives in the strategies and General Revenue amounts specified below:
- a. Strategy A.1.2, Diversion Programs. Funding for probation outpatient substance abuse treatment appropriated in the amount of \$5,000,000 in fiscal year 2008 and \$5,000,000 in fiscal year 2009;

DEPARTMENT OF CRIMINAL JUSTICE
(Continued)

- b. Strategy A.1.2, Diversion Programs. Funding for probation intermediate sanction facilities (700 additional beds) appropriated in the amount of \$5,024,723 in fiscal year 2008 and \$12,026,385 in fiscal year 2009;
- c. Strategy A.1.2, Diversion Programs. Funding for probation residential treatment beds (800) appropriated in the amount of \$14,253,739 in fiscal year 2008 and \$18,004,723 in fiscal year 2009;
- d. Strategy B.1.1, Special Needs Projects. Funding for the Texas Correctional Office on Offenders with Medical or Mental Impairments (TCOOMMI) to provide mental health services, medications, and continuity of care to juvenile and adult offenders with mental impairments appropriated in the amount of \$5,000,000 in fiscal year 2008 and \$5,000,000 in fiscal year 2009;
- e. Strategy C.2.5, Substance Abuse Treatment. Funding for Substance Abuse Felony Punishment Facility treatment beds (1,500 additional beds in contracted capacity) appropriated in the amount of \$23,128,865 in fiscal year 2008 and \$39,981,186 in fiscal year 2009. The funding includes aftercare in transitional treatment centers and outpatient counseling;
- f. Strategy C.2.5, Substance Abuse Treatment. Funding for In-Prison Therapeutic Community Program expansion (1,000 additional treatment slots in existing capacity) appropriated in the amount of \$9,669,720 in fiscal year 2008 and \$12,054,125 in fiscal year 2009. The funding includes aftercare in transitional treatment centers and outpatient counseling;
- g. Strategy C.2.5, Substance Abuse Treatment. Funding for Driving While Intoxicated (DWI) treatment beds (500 additional treatment beds in contracted capacity) appropriated in the amount of \$4,025,022 in fiscal year 2008 and \$6,027,063 in fiscal year 2009. The funding includes aftercare in transitional treatment centers and outpatient counseling;
- h. Strategy C.2.5, Substance Abuse Treatment. Funding for additional treatment slots in State Jails (1,200 beds in existing capacity) appropriated in the amount of \$2,900,000 in fiscal year 2008 and \$2,900,000 in fiscal year 2009;
- i. Strategy E.2.3, Halfway House Facilities. Funding for parole halfway houses (300 additional beds) appropriated in the amount of \$2,072,018 in fiscal year 2008 and \$3,542,324 in fiscal year 2009; and
- j. Strategy E.2.4, Intermediate Sanction Facilities. Funding for 700 additional parole beds appropriated in the amount of \$3,448,025 in fiscal year 2008 and \$8,252,650 in fiscal year 2009.

Payment for the services provided above in Strategy A.1.2, Diversion Programs, Strategy C.2.5, Substance Abuse Treatment, Strategy E.2.3, Halfway House Facilities, and Strategy E.2.4, Intermediate Sanction Facilities, shall be provided on a per diem or reimbursement basis for services actually provided to offenders or for beds actually occupied by offenders. Any surplus funding from services directly provided by local community supervision and corrections departments (CSCDs) shall be returned to the state at the end of the biennium in accordance with applicable statutes and rules of this state.

From funds appropriated for an additional 1,400 intermediate sanction facility (ISF) beds and prior to distribution of the funding to local community supervision and corrections departments (CSCDs), the Department of Criminal Justice may transfer appropriations between Strategy A.1.2, Diversion Programs, and Strategy E.2.4, Intermediate Sanction Facilities, to ensure maximum utilization of the funding for ISF beds. These transfers may cause the number of beds funded to vary from the 700 beds for probation and the 700 beds for parole, specified above.

- 85. Withholding of Funds.** The Department of Criminal Justice (TDCJ) may withhold the distribution of funds allocated in Goal A, Provide Prison Diversions, to community supervision and corrections departments (CSCDs) that fail to comply with TDCJ data reporting requirements that include, but are not limited to, data required for the Community

DEPARTMENT OF CRIMINAL JUSTICE
(Continued)

Supervision Tracking System, Quarterly Financial Reports, Monthly Community Supervision and Correction Reports, Caseload Reports, Program Output reports and other data required by TDCJ for accountability purposes.

86. **Diversion Plan.** The Department shall provide to the Governor, Legislative Budget Board, the Senate Criminal Justice Committee and House Corrections Committee a plan for the expenditures of diversion funding by September 30, 2007. The plan should state how new funds appropriated in Strategy A.1.2, Strategy B.1.1, Strategy C.2.5, Strategy E.2.3, and Strategy E.2.4. are to be expended in a manner that provides for a cohesive set of strategies directed at the effective rehabilitation and diversion of offenders from incarceration and for enhancing public safety. The plan should list goals to be accomplished, implementation strategies to accomplish each goal, expected implementation timelines and expected recidivism and diversion outcomes for each goal listed. The plan should also include strategies to identify the most appropriate offenders to participate and complete programs before parole eligibility.

87. **Correctional Health and Mental Healthcare - Staffing.** It is the intent of the Legislature that from funds appropriated above, the Department of Criminal Justice shall perform a staffing analysis for each facility in the Correctional Institutions Division to determine the essential positions needed to perform the health services mission and to provide the defined scope of services. The staffing analysis should be based on:

- a. Facility size,
- b. Configuration,
- c. Location, and
- d. Security level.

The Department of Criminal Justice shall submit a report by December 1, 2008 to the Legislative Budget Board and Governor detailing:

- a. The number of medical and behavioral health personnel providing services at each facility in the Correctional Institutions Division;
- b. The methodology used to determine the staffing analysis for each facility;
- c. Other information as requested by the Office of the Governor and the Legislative Budget Board.

88. **Job Placement Pilot Program.** From funds appropriated above in Strategy E.2.1, Parole Supervision, \$500,000 in fiscal year 2008 and \$500,000 in fiscal year 2009 in General Revenue Funds may be used for the development of a job placement pilot program using a private vendor selected through a request for proposal process. The program shall ensure that services correspond with the types of employment available and location of such opportunities. The agency shall submit a report to the Legislative Budget Board and the Governor's Office summarizing the implementation and activities of the pilot program by December 1st of each year. The report shall include, but not be limited to:

- a. The number of offenders served by the job placement pilot program;
- b. The number of program participants who obtain employment through the pilot program;
- c. The employment retention rate;
- d. The average annual earnings of each participant; and
- e. A review of underemployment among program participants to identify and implement activities for improvement.

89. **Medically Targeted Substance Abuse Treatment.** From funds appropriated above in Strategy A.1.2, Diversion Programs, \$1,000,000 in fiscal year 2008 and \$1,000,000 in fiscal year 2009 may be used to provide physician supervised acute medical treatment for methamphetamine and/or cocaine-addicted offenders within the context of an integrated approach that combines medical and psychosocial treatment approaches. The treatment should not be chronic in nature and should not utilize substitute medications that are known to be addictive. Treatment should be administered in an outpatient setting in conjunction with

DEPARTMENT OF CRIMINAL JUSTICE
(Continued)

ongoing psychosocial care and medical oversight provided by the contracting entity. The agency shall submit a report to the Legislative Budget Board and the Governor's Office summarizing the effectiveness of the treatment program by December 1, 2008.

It is the intent of the Legislature that the Department of Criminal Justice shall give preference to those counties with the greatest need in order to maximize the positive effect of reducing recidivism and providing alternatives to incarceration within the criminal justice system.

90. **Appropriation Authority for Proposition 8 and Senate Joint Resolution 65 / Senate Bill 2033 General Obligation Bond Proceeds.** Included in the amounts appropriated above in Strategy C.1.8, Managed Healthcare, and Strategy D.1.1, Facilities Construction, in fiscal year 2008 is \$50,400,000 in general obligation bond proceeds for projects for the Texas Department of Criminal Justice as described in Article IX, § 19.70, Appropriations of Remaining Proposition 8 General Obligation Bond Proceeds.

In addition, included in amounts appropriated above in Strategy D.1.1, Facilities Construction, in fiscal year 2008 is \$273,400,000 in general obligation bond proceeds for projects for the Texas Department of Criminal Justice as described in Article IX, § 19.71, Contingency for Senate Joint Resolution 65 and Senate Bill 2033, Eightieth Legislature, 2007, Regular Session. Such appropriation is contingent upon approval of a proposition by Texas voters in November 2007 as authorized by Senate Joint Resolution 65.

All projects funded herein with general obligation bond proceeds are subject to approval by the Legislative Budget Board prior to issuance of the bond proceeds by the Texas Public Finance Authority. Any unexpended and unobligated balances in general obligation bond proceeds described herein and remaining as of August 31, 2008 are hereby appropriated for the fiscal year beginning September 1, 2008 for the same purpose(s).

COMMISSION ON FIRE PROTECTION

	For the Years Ending	
	August 31, 2008	August 31, 2009
Method of Financing:		
General Revenue - Insurance Companies Maintenance Tax and Insurance Department Fees	\$ 2,856,818	\$ 2,851,318
Appropriated Receipts	<u>18,000</u>	<u>18,000</u>
Total, Method of Financing	<u>\$ 2,874,818</u>	<u>\$ 2,869,318</u>
This bill pattern represents an estimated 100% of this agency's estimated total available funds for the biennium.		
Number of Full-Time-Equivalents (FTE):	33.0	33.0
Schedule of Exempt Positions:		
Executive Director, Group 3	\$90,000	\$90,000
Items of Appropriation:		
A. Goal: EDUCATION & ASSISTANCE		
Provide Fire-related Information and Resources.		
A.1.1. Strategy: FIRE SAFETY INFO & EDUC PROGRAMS	\$ 61,260	\$ 61,260
Fire Safety Information & Educational Programs.		
A.2.1. Strategy: ADMINISTER GRANT PROGRAM	<u>\$ 1,000,000</u>	<u>\$ 1,000,000</u>
Administer Grant/Loan Program.		
Total, Goal A: EDUCATION & ASSISTANCE	<u>\$ 1,061,260</u>	<u>\$ 1,061,260</u>
B. Goal: FIRE DEPARTMENT STANDARDS		
Enforce Fire Department Standards.		
B.1.1. Strategy: CERTIFY & REGULATE FIRE SERVICE	\$ 1,122,959	\$ 1,117,458
Certify and Regulate Fire Departments and Personnel.		

COMMISSION ON FIRE PROTECTION
(Continued)

C. Goal: INDIRECT ADMINISTRATION		
C.1.1. Strategy: INDIRECT ADMINISTRATION	\$ 690,599	\$ 690,600
Grand Total, COMMISSION ON FIRE PROTECTION	<u>\$ 2,874,818</u>	<u>\$ 2,869,318</u>

Object-of-Expense Informational Listing:

Salaries and Wages	\$ 1,591,467	\$ 1,591,467
Other Personnel Costs	36,000	36,000
Professional Fees and Services	7,000	7,000
Consumable Supplies	9,000	9,000
Utilities	27,500	27,500
Travel	80,000	80,000
Rent - Building	1,200	1,200
Rent - Machine and Other	29,600	29,600
Other Operating Expense	79,051	73,551
Grants	1,000,000	1,000,000
Capital Expenditures	<u>14,000</u>	<u>14,000</u>
Total, Object-of-Expense Informational Listing	<u>\$ 2,874,818</u>	<u>\$ 2,869,318</u>

Estimated Allocations for Employee Benefits and Debt Service Appropriations Made Elsewhere in this Act:

Employee Benefits

Retirement	\$ 107,102	\$ 108,708
Group Insurance	373,202	387,343
Social Security	117,363	119,124
Benefits Replacement	<u>10,746</u>	<u>10,209</u>
Subtotal, Employee Benefits	<u>\$ 608,413</u>	<u>\$ 625,384</u>

Debt Service

Lease Payments	<u>\$ 4,829</u>	<u>\$ 5,139</u>
----------------	-----------------	-----------------

Total, Estimated Allocations for Employee Benefits and Debt Service Appropriations Made Elsewhere in this Act

\$ 613,242 \$ 630,523

1. **Performance Measure Targets.** The following is a listing of the key performance target levels for the Commission on Fire Protection. It is the intent of the Legislature that appropriations made by this Act be utilized in the most efficient and effective manner possible to achieve the intended mission of the Commission on Fire Protection. In order to achieve the objectives and service standards established by this Act, the Commission on Fire Protection shall make every effort to attain the following designated key performance target levels associated with each item of appropriation.

	<u>2008</u>	<u>2009</u>
A. Goal: EDUCATION & ASSISTANCE		
Outcome (Results/Impact):		
Percentage of Total Amount Requested for Loans/Grants Compared with Requests Awarded	32%	32%
B. Goal: FIRE DEPARTMENT STANDARDS		
Outcome (Results/Impact):		
Percentage of Inspected Fire Certificate Holders with No Recent Violations	95%	95%
B.1.1. Strategy: CERTIFY & REGULATE FIRE SERVICE		
Explanatory:		
Number of Fire Service Personnel Certified	25,600	25,600

2. **Training Restriction.** None of the funds appropriated above may be expended for fire protection or fire management training except through contract with Texas Commission on Fire Protection approved training programs external to the commission in order to avoid duplication of service.
3. **Appropriation of Receipts - Loan Repayments Revolving Fund.** In addition to the amounts appropriated above, the Texas Commission on Fire Protection is hereby appropriated all loan repayments, loan forfeitures, and other revenue accruing to the revolving loan fund in excess of \$229,000 for fiscal year 2008 and in excess of \$229,000 for fiscal year 2009 for the purpose of making additional loans as established in Government Code, Chapter 419,

COMMISSION ON FIRE PROTECTION
(Continued)

Subchapter C (estimated to be \$0). The unexpended balance in Strategy A.2.1, Administer Grant Program, and of collections in excess of \$229,000 in the revolving loan fund at the end of fiscal year 2008 is hereby appropriated for fiscal year 2009 for the same purpose.

4. **Grants and Loan Program.** Funds appropriated above in Strategy A.2.1, Administer Grant Program, shall be used solely for grants and loans to fire departments per Government Code § 419.053. Funds shall not be transferred out of this strategy and any funds not used for grants and loans shall lapse at the end of the biennium.

COMMISSION ON JAIL STANDARDS

	For the Years Ending	
	August 31, 2008	August 31, 2009
Method of Financing:		
General Revenue Fund	\$ 902,848	\$ 902,847
Appropriated Receipts	6,000	6,000
Total, Method of Financing	<u>\$ 908,848</u>	<u>\$ 908,847</u>
This bill pattern represents an estimated 100% of this agency's estimated total available funds for the biennium.		
Number of Full-Time-Equivalents (FTE):	17.0	17.0
Schedule of Exempt Positions:		
Executive Director, Group 2	\$68,500	\$68,500
Items of Appropriation:		
A. Goal: EFFECTIVE JAIL STANDARDS		
Assist Local Govts through Effective Standards & Technical Assistance.		
A.1.1. Strategy: INSPECTION AND ENFORCEMENT	\$ 399,888	\$ 399,887
Perform Inspections of Facilities and Enforce Standards.		
A.1.2. Strategy: JUVENILE JUSTICE SURVEY¹	\$ 0	\$ 0
Perform Annual Survey of Jails to Determine Compliance with JJDPA.		
A.2.1. Strategy: CONSTRUCTION PLAN REVIEW	\$ 212,815	\$ 212,815
Assist with Facility Need Analysis and Construction Document Review.		
A.2.2. Strategy: MANAGEMENT CONSULTATION	\$ 198,372	\$ 198,372
Assist with Staffing Analysis, Operating Plans, & Program Development.		
A.3.1. Strategy: AUDITING POPULATION AND COSTS	\$ 97,773	\$ 97,773
Collect and Analyze Data Concerning Inmate Population/Backlogs/Costs.		
Total, Goal A: EFFECTIVE JAIL STANDARDS	<u>\$ 908,848</u>	<u>\$ 908,847</u>
Grand Total, COMMISSION ON JAIL STANDARDS	<u>\$ 908,848</u>	<u>\$ 908,847</u>
Object-of-Expense Informational Listing:		
Salaries and Wages	\$ 731,386	\$ 731,386
Other Personnel Costs	14,056	14,056
Professional Fees and Services	4,589	4,589
Consumable Supplies	5,300	5,300
Utilities	44	43
Travel	94,926	94,926
Rent - Building	569	569
Rent - Machine and Other	24,354	24,354

¹ The Governor vetoed \$40,000 in Criminal Justice Grants in each fiscal year related to Strategy A.1.2, Juvenile Justice Survey. See the Governor’s Veto Proclamation.

COMMISSION ON JAIL STANDARDS
(Continued)

Other Operating Expense	24,720	24,720
Capital Expenditures	<u>8,904</u>	<u>8,904</u>
Total, Object-of-Expense Informational Listing	\$ <u>908,848</u>	\$ <u>908,847</u>

**Estimated Allocations for Employee Benefits and Debt
Service Appropriations Made Elsewhere in this Act:**

<u>Employee Benefits</u>		
Retirement	\$ 44,666	\$ 45,336
Group Insurance	128,664	131,446
Social Security	52,783	53,575
Benefits Replacement	<u>3,939</u>	<u>3,742</u>
 Subtotal, Employee Benefits	 \$ <u>230,052</u>	 \$ <u>234,099</u>
 <u>Debt Service</u>		
Lease Payments	\$ <u>53,789</u>	\$ <u>52,896</u>
 Total, Estimated Allocations for Employee Benefits and Debt Service Appropriations Made Elsewhere in this Act	 \$ <u>283,841</u>	 \$ <u>286,995</u>

1. **Performance Measure Targets.** The following is a listing of the key performance target levels for the Commission on Jail Standards. It is the intent of the Legislature that appropriations made by this Act be utilized in the most efficient and effective manner possible to achieve the intended mission of the Commission on Jail Standards. In order to achieve the objectives and service standards established by this Act, the Commission on Jail Standards shall make every effort to attain the following designated key performance target levels associated with each item of appropriation.

	<u>2008</u>	<u>2009</u>
A. Goal: EFFECTIVE JAIL STANDARDS		
Outcome (Results/Impact):		
Number of Jails Achieving Compliance with Standards	220	220
Percent of Jails with Management-related Deficiencies	10%	10%
A.1.1. Strategy: INSPECTION AND ENFORCEMENT		
Output (Volume):		
Number of Annual Inspections Conducted	256	256
A.2.1. Strategy: CONSTRUCTION PLAN REVIEW		
Output (Volume):		
Number of On-site Planning and Construction Consultations with Jail Representatives	70	70
A.2.2. Strategy: MANAGEMENT CONSULTATION		
Output (Volume):		
Number of On-site Operation and Management Consultations with Jail Representatives	180	180
A.3.1. Strategy: AUDITING POPULATION AND COSTS		
Output (Volume):		
Number of Paper-ready Reports Analyzed	6,300	6,300

2. **Appropriation: Inspection Fees.** The Commission on Jail Standards is hereby appropriated fees collected to pay only the cost incurred by the commission in performing inspections pursuant to Government Code § 511.0091 (estimated to be \$13,000 in fiscal year 2008 and \$13,000 in fiscal year 2009 from the General Revenue Fund and included in the amounts appropriated above).

JUVENILE PROBATION COMMISSION

	For the Years Ending	
	August 31,	August 31,
	<u>2008</u>	<u>2009</u>
Method of Financing:		
General Revenue Fund	\$ 121,154,476	\$ 125,577,871
 Federal Funds	 28,033,420	 28,033,420

JUVENILE PROBATION COMMISSION
(Continued)

Other Funds

Appropriated Receipts	1,245,000	1,245,000
Interagency Contracts - Transfer from Foundation School Fund No. 193	11,348,596	11,644,056
Subtotal, Other Funds	<u>\$ 12,593,596</u>	<u>\$ 12,889,056</u>

Total, Method of Financing	<u>\$ 161,781,492</u>	<u>\$ 166,500,347</u>
-----------------------------------	------------------------------	------------------------------

This bill pattern represents an estimated 100% of this agency's estimated total available funds for the biennium.

Number of Full-Time-Equivalents (FTE):	67.0	67.0
---	------	------

Schedule of Exempt Positions:

Executive Director, Group 4	\$109,112	\$109,112
-----------------------------	-----------	-----------

Items of Appropriation:

A. Goal: BASIC PROBATION

A.1.1. Strategy: BASIC PROBATION SERVICES	\$ 28,241,181	\$ 28,441,181
A.1.2. Strategy: PROGRESSIVE SANCTIONS LEVELS 1-3	<u>\$ 19,220,361</u>	<u>\$ 19,220,361</u>

Total, Goal A: BASIC PROBATION	<u>\$ 47,461,542</u>	<u>\$ 47,661,542</u>
---------------------------------------	----------------------	----------------------

B. Goal: COMMUNITY CORRECTIONS

B.1.1. Strategy: COMMUNITY CORRECTIONS SERVICES	\$ 59,960,926	\$ 64,224,427
B.1.2. Strategy: HARRIS COUNTY BOOT CAMP	\$ 1,000,000	\$ 1,000,000
B.1.3. Strategy: LVL 5 POST-ADJUDICATION FACILITIES	\$ 4,394,436	\$ 4,394,436
Level 5 Post-adjudication Facilities.		
B.1.4. Strategy: LOCAL POST-ADJUDICATION FACILITIES	\$ 4,147,038	\$ 4,147,038
B.1.5. Strategy: SPECIAL NEEDS DIVERSIONARY PROGRAMS	<u>\$ 1,974,034</u>	<u>\$ 1,974,034</u>

Total, Goal B: COMMUNITY CORRECTIONS	<u>\$ 71,476,434</u>	<u>\$ 75,739,935</u>
---	----------------------	----------------------

C. Goal: PROBATION ASSISTANCE

C.1.1. Strategy: PROBATION ASSISTANCE Training/Technical Assistance on Community-based Corrections.	\$ 30,418,119	\$ 30,378,013
--	---------------	---------------

D. Goal: JUVENILE JUSTICE ALTERNATIVE ED PGM

Juvenile Justice Alternative Education Programs.

D.1.1. Strategy: JUVENILE JUSTICE ALTERNATIVE ED PGM	\$ 11,348,596	\$ 11,644,056
Juvenile Justice Alternative Education Programs.		

E. Goal: INDIRECT ADMINISTRATION

E.1.1. Strategy: CENTRAL ADMINISTRATION	\$ 944,848	\$ 944,848
E.1.2. Strategy: INFORMATION RESOURCES	<u>\$ 131,953</u>	<u>\$ 131,953</u>

Total, Goal E: INDIRECT ADMINISTRATION	<u>\$ 1,076,801</u>	<u>\$ 1,076,801</u>
---	---------------------	---------------------

Grand Total, JUVENILE PROBATION COMMISSION	<u>\$ 161,781,492</u>	<u>\$ 166,500,347</u>
---	------------------------------	------------------------------

Object-of-Expense Informational Listing:

Salaries and Wages	\$ 3,043,609	\$ 3,043,609
Other Personnel Costs	11,503	11,503
Professional Fees and Services	34,841	34,000
Consumable Supplies	49,606	49,396
Utilities	26,540	26,192
Travel	98,707	92,354
Rent - Machine and Other	38,594	36,917
Other Operating Expense	132,274	114,443
Grants	158,286,572	163,045,533
Capital Expenditures	<u>59,246</u>	<u>46,400</u>

Total, Object-of-Expense Informational Listing	<u>\$ 161,781,492</u>	<u>\$ 166,500,347</u>
---	------------------------------	------------------------------

JUVENILE PROBATION COMMISSION
(Continued)

**Estimated Allocations for Employee Benefits and Debt
Service Appropriations Made Elsewhere in this Act:**

<u>Employee Benefits</u>		
Retirement	\$ 187,365	\$ 190,175
Group Insurance	334,795	341,535
Social Security	239,816	243,413
Benefits Replacement	<u>17,322</u>	<u>16,456</u>
Subtotal, Employee Benefits	<u>\$ 779,298</u>	<u>\$ 791,579</u>
<u>Debt Service</u>		
TPFA GO Bond Debt Service	\$ 2,190,979	\$ 9,515,356
Lease Payments	<u>158,448</u>	<u>154,862</u>
Subtotal, Debt Service	<u>\$ 2,349,427</u>	<u>\$ 9,670,218</u>
Total, Estimated Allocations for Employee Benefits and Debt Service Appropriations Made Elsewhere in this Act	<u>\$ 3,128,725</u>	<u>\$ 10,461,797</u>

- 1. Performance Measure Targets.** The following is a listing of the key performance target levels for the Juvenile Probation Commission. It is the intent of the Legislature that appropriations made by this Act be utilized in the most efficient and effective manner possible to achieve the intended mission of the Juvenile Probation Commission. In order to achieve the objectives and service standards established by this Act, the Juvenile Probation Commission shall make every effort to attain the following designated key performance target levels associated with each item of appropriation.

	<u>2008</u>	<u>2009</u>
A. Goal: BASIC PROBATION		
Outcome (Results/Impact):		
Rate of Successful Completion of Deferred Prosecution	85%	85%
Rate of Successful Completion of Court-ordered Probation	87%	87%
A.1.1. Strategy: BASIC PROBATION SERVICES		
Output (Volume):		
Average Daily Population of Youth Supervised under Deferred Prosecution	11,573	11,999
Average Daily Population of Youth Supervised under Court-ordered Probation	27,106	27,956
Average Daily Population of Youth Supervised Prior to Disposition	7,511	7,691
Efficiencies:		
Average State Cost Per Referral	1,092.1	1,121.86
Average State Cost Per Juvenile Supervised Per Day	7.04	7.1
Explanatory:		
Total Number of Referrals	108,908	109,997
B. Goal: COMMUNITY CORRECTIONS		
Outcome (Results/Impact):		
Number of Juveniles under Probation Supervision Committed to Texas Youth Commission	806	624
B.1.1. Strategy: COMMUNITY CORRECTIONS SERVICES		
Output (Volume):		
Average Daily Population of Youth Supervised under Intensive Supervision Probation	4,000	4,000
Average Daily Population of Residential Placements	3,875	4,000
Efficiencies:		
State Cost Per Day for Youth Served on Intensive Supervision Probation	15	15
State Cost Per Day Per Youth for Residential Placement	86	86
C. Goal: PROBATION ASSISTANCE		
C.1.1. Strategy: PROBATION ASSISTANCE		
Efficiencies:		
State Cost Per Training Hour	25	25
D. Goal: JUVENILE JUSTICE ALTERNATIVE ED PGM		
D.1.1. Strategy: JUVENILE JUSTICE ALTERNATIVE ED PGM		
Output (Volume):		
Number of Mandatory Students Entering Juvenile Justice Alternative Education Programs	2,884	3,016

JUVENILE PROBATION COMMISSION
(Continued)

Mandatory Student Attendance Days in JJAEP During the Regular School Year	137,324	141,064
--	---------	---------

2. **Capital Budget.** None of the funds appropriated above may be expended for capital budget items except as listed below. The amounts shown below shall be expended only for the purposes shown and are not available for expenditure for other purposes. Amounts appropriated above and identified in this provision as appropriations either for "Lease payments to the Master Lease Purchase Program" or for items with an "(MLPP)" notation shall be expended only for the purpose of making lease-purchase payments to the Texas Public Finance Authority pursuant to the provisions of Government Code § 1232.103.

	<u>2008</u>	<u>2009</u>
a. Acquisition of Information Resource Technologies		
(1) Laptop and Server Scheduled Replacement	\$ 24,696	\$ 46,400
b. Transportation Items		
(1) Additional Vehicle	\$ 25,000	\$ 0
Total, Capital Budget	<u>\$ 49,696</u>	<u>\$ 46,400</u>

Method of Financing (Capital Budget):

General Revenue Fund	<u>\$ 49,696</u>	<u>\$ 46,400</u>
Total, Method of Financing	<u>\$ 49,696</u>	<u>\$ 46,400</u>

3. **Restriction, State Aid.** None of the funds appropriated above in Strategy A.1.1, Basic Probation Services, and allocated to local juvenile probation boards shall be expended for salaries or expenses of juvenile board members.
4. **Appropriation of Federal Title IV-E Receipts.** The provisions of Title IV-E of the Social Security Act shall be used in order to increase funds available for juvenile justice services. The Juvenile Probation Commission shall certify or transfer state funds to the Texas Department of Family and Protective Services so that federal financial participation can be claimed for Title IV-E services provided by counties. The Juvenile Probation Commission shall direct necessary general revenue funding to ensure that the federal match for the Title IV-E Social Security Act is maximized for use by participating counties. Such federal receipts are appropriated to the Juvenile Probation Commission for the purpose of reimbursing counties for services provided to eligible children.
5. **Juvenile Boot Camp Funding.** Out of the funds appropriated above in Strategy B.1.2, Harris County Boot Camp, the amount of \$1,000,000 annually may be expended only for the purpose of providing a juvenile boot camp in Harris County.
6. **Residential Facilities.** Juvenile Boards may use funds appropriated in Goal A, Basic Probation, and Goal B, Community Corrections, to lease, contract for, or reserve bed space with public and private residential facilities for the purpose of diverting juveniles from commitment to the Youth Commission.
7. **Funding for Progressive Sanctions.**
- a. Out of the funds appropriated above in Strategy A.1.2, Progressive Sanctions Levels 1-3, \$10,200,000 in fiscal year 2008 and \$10,200,000 in fiscal year 2009 can be distributed only to local probation departments for funding juvenile probation services associated with sanction levels described in §§ 59.003(a)(1), 59.003(a)(2), and 59.003(a)(3) of the Family Code, or for salaries of juvenile probation officers hired after the effective date of this Act. These funds may not be used by local juvenile probation departments for salary increases, employee benefits, or other costs (except salaries) associated with the employment of juvenile probation officers hired after the effective date of this Act.
- b. Out of the funds appropriated above in Strategy B.1.3, Level 5 Post-adjudication Facilities, \$4,394,436 in fiscal year 2008 and \$4,394,436 in fiscal year 2009 can be used only for the purpose of funding secure post-adjudication placements for (1) juveniles who have a progressive sanction guideline level of 5 or higher as described by §§ 59.003(a)(5), 59.003(a)(6), and 59.003(a)(7); (2) are adjudicated for a felony offense that

JUVENILE PROBATION COMMISSION

(Continued)

includes as an element of the offense the possession, carrying, using, or exhibiting of a deadly weapon; (3) the juvenile court's order of adjudication contains a finding that the child committed a felony offense and the child used or exhibited a deadly weapon during the commission of the conduct or during immediate flight from commission of the conduct; or (4) are adjudicated for a sex offense of the grade of felony that requires registration under the Texas Sexual Offender Registration Program.

The Juvenile Probation Commission shall reimburse a county juvenile probation department a specified number of placements under this section, as determined by the Juvenile Probation Commission, after the requirements for reimbursement as outlined herein have been met to the satisfaction of the Juvenile Probation Commission.

- c. The Juvenile Probation Commission shall maintain procedures to ensure that only those juvenile offenders identified above are submitted for reimbursement of secure post-adjudication placements under this section. The Juvenile Probation Commission shall no later than March 1 of each fiscal year submit an expenditure report for the prior fiscal year reflecting all secure post-adjudication placement costs to the Legislative Budget Board and the Governor.
8. **County Funding Levels.** To receive the full amount of state aid funds for which a juvenile board may be eligible, a juvenile board must demonstrate to the commission's satisfaction that the amount of local or county funds budgeted for juvenile services is at least equal to the amount spent for those services, excluding construction and capital outlay expenses, in the 1994 county fiscal year. This requirement shall not be waived by the commission unless the juvenile board demonstrates to the satisfaction of the commission that unusual, catastrophic, or exceptional circumstances existed during the year in question to adversely affect the level of county fiscal effort. If the required local funding level is not met and no waiver is granted by the commission, the commission shall reduce the allocation of state aid funds to the juvenile board by the amount equal to the amount that the county funding is below the required funding.
9. **Local Post-adjudication Facilities.** Out of the funds appropriated above in Strategy B.1.4, Local Post-Adjudication Facilities, the amount of \$4,147,038 in fiscal year 2008 and \$4,147,038 in fiscal year 2009 may be used only for the purpose of funding local post-adjudication facilities. The agency shall fund these facilities based on historical occupancy rates, rather than the number of beds in the facility.
10. **Juvenile Justice Alternative Education Programs (JJAEP).** Out of the funds transferred to the Juvenile Probation Commission pursuant to Texas Education Agency (TEA) Rider 35 and appropriated above in Strategy D.1.1, Juvenile Justice Alternative Education Programs, the Juvenile Probation Commission shall allocate \$1,500,000 at the beginning of each fiscal year to be distributed on the basis of juvenile age population among the mandated counties identified in Chapter 37, Texas Education Code, and those counties with populations between 72,000 and 125,000 which choose to participate under the requirements of Chapter 37.

An additional \$500,000 shall be set aside in a reserve fund for each fiscal year of the biennium to allow mandated and non-mandated counties to apply for additional funds on a grant basis.

The remaining funds shall be allocated for distribution to the counties mandated by § 37.011(a) Texas Education Code, at the rate of \$79 per student per day of attendance in the JJAEP for students who are required to be expelled as provided under § 37.007, Texas Education Code, and are intended to cover the full cost of providing education services to such students. Counties are not eligible to receive these funds until the funds initially allocated at the beginning of each fiscal year have been expended at the rate of \$79 per student per day of attendance. Counties in which populations exceed 72,000 but are 125,000 or less, may participate in the JJAEP and are eligible for state reimbursement at the rate of \$79 per student per day.

The Juvenile Probation Commission may expend any remaining funds for summer school programs in counties with a population over 72,000 which are funded as mandated counties in Chapter 37. Funds may be used for any student assigned to a JJAEP. Summer school expenditures may not exceed \$3.0 million in any fiscal year.

Unspent balances in fiscal year 2008 shall be appropriated to fiscal year 2009 for the same purposes in Strategy D.1.1.

JUVENILE PROBATION COMMISSION

(Continued)

The amount of \$79 per student day for the JJAEP is an estimated amount and not intended to be an entitlement. Appropriations for JJAEP are limited to the amounts transferred from the Foundation School Program pursuant to TEA Rider 35. The amount of \$79 per student per day may vary depending on the total number of students actually attending the JJAEPs. Any unexpended or unobligated appropriations shall lapse at the end of fiscal year 2009 to the Foundation School Fund No. 193.

The Juvenile Probation Commission may reduce, suspend, or withhold Juvenile Justice Alternative Education Program funds to counties that do not comply with standards, accountability measures, or Texas Education Code Chapter 37.

- 11. Funding for Additional Eligible Students in JJAEPs.** Out of funds appropriated above in Strategy D.1.1, Juvenile Justice Alternative Education Programs, a maximum of \$500,000 in each fiscal year (for a maximum of 90 attendance days per child), is allocated for counties with a population of at least 72,000 which operate a JJAEP under the standards of Chapter 37, Texas Education Code. The county is eligible to receive funding from the Juvenile Probation Commission at the rate of \$79 per day per student for students who are required to be expelled under § 37.007, Texas Education Code, and who are expelled from a school district in a county that does not operate a JJAEP.
- 12. Use of JJAEP Funds.** None of the funds appropriated above for the support of JJAEPs shall be used to hire a person or entity to do lobbying.
- 13. JJAEP Accountability.** Out of funds appropriated above in Strategy D.1.1, Juvenile Justice Alternative Education Programs (JJAEP), the Juvenile Probation Commission shall ensure that Juvenile Justice Alternative Education Programs are held accountable for student academic and behavioral success. The Juvenile Probation Commission shall submit a performance assessment report to the Legislative Budget Board and the Governor by May 1, 2008. The report shall include, but is not limited to, the following:
 - a. an assessment of the degree to which each JJAEP enhanced the academic performance and behavioral improvement of attending students;
 - b. a detailed discussion on the use of standard measures used to compare program formats and to identify those JJAEPs most successful with attending students;
 - c. the percent of eligible JJAEP students statewide and by program demonstrating academic growth in the Texas Assessment of Knowledge and Skills (TAKS);
 - d. standardized cost reports from each JJAEP and their contracting independent school district(s) to determine differing cost factors and actual costs per each JJAEP program by school year;
 - e. average cost per student attendance day for JJAEP students. The cost per day information shall include an itemization of the costs of providing educational services mandated in the Texas Education Code § 37.011. This itemization shall separate the costs of mandated educational services from the cost of all other services provided in JJAEPs. Mandated educational services include facilities, staff, and instructional materials specifically related to the services mandated in Texas Education Code, § 37.011. All other services include, but are not limited to, programs such as family, group, and individual counseling, military-style training, substance abuse counseling, and parenting programs for parents of program youth; and
 - f. inclusion of a comprehensive five-year strategic plan for the continuing evaluation of JJAEPs which shall include oversight guidelines to improve: school district compliance with minimum program and accountability standards, attendance reporting, consistent collection of costs and program data, training, and technical assistance needs.
- 14. Training.** From funds appropriated above in Strategy C.1.1, Probation Assistance, the Juvenile Probation Commission shall provide training to local juvenile probation personnel and to local Juvenile Judges to maximize the appropriate placement of juveniles according to the progressive sanction guidelines.

JUVENILE PROBATION COMMISSION

(Continued)

15. **Unexpended Balances - Hold Harmless Provision.** Any unexpended balances as of August 31, 2008, in Strategy A.1.1, Basic Probation Services (estimated to be \$200,000), and in Strategy B.1.1, Community Corrections Services (estimated to be \$200,000), above are hereby appropriated to the Juvenile Probation Commission in fiscal year 2009 for the purpose of providing funding for juvenile probation departments whose allocation would otherwise be affected as a result of reallocations related to population shifts.
16. **Appropriation: Refunds of Unexpended Balances from Local Juvenile Probation Departments.** The Juvenile Probation Commission (JPC) shall maintain procedures to ensure that the state is refunded all unexpended and unencumbered balances of state funds held as of the close of each fiscal year by local juvenile probation departments. All fiscal year 2008 and fiscal year 2009 refunds received from local juvenile probation departments by JPC are appropriated above in Strategy B.1.1, Community Corrections Services. Any Basic Probation refunds received in excess of \$650,000 in fiscal year 2008 and \$650,000 in fiscal year 2009 are hereby appropriated to JPC for the Level 5 Secure Correction Placement Program. Any Community Corrections refunds received in excess of \$500,000 in fiscal year 2008 and \$500,000 in fiscal year 2009 are hereby appropriated to JPC for the Level 5 Secure Correction Placement Program.
17. **Reporting Requirements to the Legislative Budget Board (LBB).** The Juvenile Probation Commission shall report juvenile population data as requested by the Legislative Budget Board on a monthly basis for the most recent month available. JPC shall report to the Legislative Budget Board on all populations specified by the LBB, including, but not limited to, additions, releases, and end-of-month populations. End of fiscal year data shall be submitted indicating each reporting county to the LBB no later than two months after the close of each fiscal year.
18. **Special Needs Diversionary Programs.** Out of the funds appropriated above in Strategy B.1.5, Special Needs Diversionary Programs, \$1,974,034 in fiscal year 2008 and \$1,974,034 in fiscal year 2009 shall be used for specialized mental health caseloads. The agency shall use these funds to work in coordination with the Texas Correctional Office on Offenders with Medical or Mental Impairments (TCOOMMI) and local mental health services agencies to provide specialized supervision caseloads to youth with mental illness.
19. **Community Corrections Funding and Residential Facilities.** From funds appropriated above in Strategy B.1.1, Community Corrections Services, the Juvenile Probation Commission shall distribute \$11,268,335 in fiscal year 2008 and \$11,268,335 in fiscal year 2009 in General Revenue Funds to local juvenile probation departments for enhanced community-based services including, but not limited to, sex offender treatment, intensive supervision, and specialized supervision.

From funds appropriated above in Strategy B.1.1, Community Corrections Services, the Juvenile Probation Commission shall distribute \$15,646,500 in fiscal year 2008 and \$19,710,000 in fiscal year 2009 in General Revenue Funds to local juvenile probation departments for youth placement in secure or non-secure residential facilities at a rate not to exceed \$90 per youth per day as a diversion from the Youth Commission. These funds may be used only for placement of youth who have been adjudicated for: a violent felony offense; a non-violent felony offense with one or more prior adjudications; or a misdemeanor offense or violation of misdemeanor probation with two or more prior adjudications. These funds may not be used for purposes other than secure or non-secure residential facilities.

These funds shall not be used by local juvenile probation departments for salary increases or costs associated with the employment of staff hired prior to September 1, 2007. These funds shall not be used to supplant existing expenditures associated with programs, services, and residential placement of youth within the local juvenile probation departments.

COMMISSION ON LAW ENFORCEMENT OFFICER STANDARDS AND EDUCATION

	For the Years Ending	
	August 31, 2008	August 31, 2009
Method of Financing:		
<u>General Revenue Fund - Dedicated</u>		
Law Enforcement Officer Standards and Education Account No. 116	\$ 2,662,244	\$ 2,691,256
Texas Peace Officer Flag Account No. 5059	9,000	1,000
Subtotal, General Revenue Fund - Dedicated	<u>\$ 2,671,244</u>	<u>\$ 2,692,256</u>
Appropriated Receipts	<u>279,500</u>	<u>279,500</u>
Total, Method of Financing	<u><u>\$ 2,950,744</u></u>	<u><u>\$ 2,971,756</u></u>
This bill pattern represents an estimated 100% of this agency's estimated total available funds for the biennium.		
Number of Full-Time-Equivalents (FTE):	46.0	46.0
Schedule of Exempt Positions:		
Executive Director, Group 2	\$88,000	\$88,000
Items of Appropriation:		
A. Goal: LICENSE AND APPROVE COURSES		
Licensing and Course Development.		
A.1.1. Strategy: LICENSING	\$ 994,637	\$ 1,003,214
A.1.2. Strategy: COURSE DEVELOPMENT	<u>\$ 883,334</u>	<u>\$ 863,500</u>
Course Development and Academy Evaluations.		
Total, Goal A: LICENSE AND APPROVE COURSES	<u>\$ 1,877,971</u>	<u>\$ 1,866,714</u>
B. Goal: REGULATION		
Regulate Licensed Law Enforcement Population.		
B.1.1. Strategy: ENFORCEMENT	\$ 598,151	\$ 641,975
Enforcement through License Revocation, Suspension, or Reprimand.		
C. Goal: INDIRECT ADMINISTRATION		
C.1.1. Strategy: INDIRECT ADMINISTRATION	\$ 474,622	\$ 463,067
Grand Total, COMMISSION ON LAW ENFORCEMENT OFFICER STANDARDS AND EDUCATION	<u><u>\$ 2,950,744</u></u>	<u><u>\$ 2,971,756</u></u>
Object-of-Expense Informational Listing:		
Salaries and Wages	\$ 1,818,725	\$ 1,887,386
Other Personnel Costs	75,840	75,840
Professional Fees and Services	158,000	158,000
Consumable Supplies	11,237	11,237
Utilities	9,879	9,879
Travel	216,910	221,530
Rent - Building	223,375	229,646
Other Operating Expense	312,178	283,638
Capital Expenditures	<u>124,600</u>	<u>94,600</u>
Total, Object-of-Expense Informational Listing	<u><u>\$ 2,950,744</u></u>	<u><u>\$ 2,971,756</u></u>
Estimated Allocations for Employee Benefits and Debt Service Appropriations Made Elsewhere in this Act:		
<u>Employee Benefits</u>		
Retirement	\$ 99,264	\$ 100,753
Group Insurance	389,043	404,111
Social Security	143,191	145,339
Benefits Replacement	<u>11,518</u>	<u>10,942</u>
Subtotal, Employee Benefits	<u>\$ 643,016</u>	<u>\$ 661,145</u>
Total, Estimated Allocations for Employee Benefits and Debt Service Appropriations Made Elsewhere in this Act	<u><u>\$ 643,016</u></u>	<u><u>\$ 661,145</u></u>

**COMMISSION ON LAW ENFORCEMENT OFFICER
STANDARDS AND EDUCATION**
(Continued)

- 1. Performance Measure Targets.** The following is a listing of the key performance target levels for the Commission on Law Enforcement Officer Standards and Education. It is the intent of the Legislature that appropriations made by this Act be utilized in the most efficient and effective manner possible to achieve the intended mission of the Commission on Law Enforcement Officer Standards and Education. In order to achieve the objectives and service standards established by this Act, the Commission on Law Enforcement Officer Standards and Education shall make every effort to attain the following designated key performance target levels associated with each item of appropriation.

	<u>2008</u>	<u>2009</u>
A. Goal: LICENSE AND APPROVE COURSES		
Outcome (Results/Impact):		
Percent of Licensees with No Recent Violations	99.9%	99.9%
A.1.1. Strategy: LICENSING		
Output (Volume):		
Number of New Licenses Issued to Individuals	12,000	12,000
Efficiencies:		
Average Licensing Cost Per Individual License Issued	14.5	14.5
A.1.2. Strategy: COURSE DEVELOPMENT		
Output (Volume):		
Number of TCLEOSE Approved Courses Maintained	28	28
Number of On-site Academy Evaluations Conducted	167	172
B. Goal: REGULATION		
Outcome (Results/Impact):		
Percent of Complaints Resulting in Disciplinary Action	95%	95%
B.1.1. Strategy: ENFORCEMENT		
Output (Volume):		
Complaints Resolved	2,700	2,700
Efficiencies:		
Average Cost Per Complaint Resolved	135	135

- 2. Capital Budget.** None of the funds appropriated above may be expended for capital budget items except as listed below. The amounts shown below shall be expended only for the purposes shown and are not available for expenditure for other purposes. Amounts appropriated above and identified in this provision as appropriations either for "Lease Payments to the Master Lease Purchase Program" or for items with an "(MLPP)" notation shall be expended only for the purpose of making lease-purchase payments to the Texas Public Finance Authority pursuant to the provisions of Government Code § 1232.103.

	<u>2008</u>	<u>2009</u>
a. Acquisition of Information Resource Technologies		
(1) Distance Learning Program	\$ 318,000	\$ 318,000
(2) Cycled Replacement/Upgrade of Computers and Servers	\$ 63,250	\$ 54,000
Total, Acquisition of Information Resource Technologies	\$ 381,250	\$ 372,000
b. Acquisition of Capital Equipment and Items		
(1) Acquisition of Agency Copier	\$ 30,000	\$ 0
Total, Capital Budget	\$ 411,250	\$ 372,000

Method of Financing (Capital Budget):

GR Dedicated - Law Enforcement Officer Standards and Education Account No. 116	\$ 411,250	\$ 372,000
Total, Method of Financing	\$ 411,250	\$ 372,000

- 3. Appropriation: Proficiency Certificate Fees.** The Commission on Law Enforcement Officer Standards and Education is hereby appropriated revenues collected for the processing of proficiency certificates pursuant to Occupations Code § 1701.154 (estimated to be \$190,000 in fiscal year 2008 and \$190,000 in fiscal year 2009 from Appropriated Receipts and included in the amounts appropriated above).

COMMISSION ON LAW ENFORCEMENT OFFICER
STANDARDS AND EDUCATION
(Continued)

4. **Appropriation: Reinstatement Fees.** The Commission on Law Enforcement Officer Standards and Education is hereby appropriated fees collected to establish a person's eligibility to reinstate a license that has lapsed (estimated to be \$167,000 in fiscal year 2008 and \$167,000 in fiscal year 2009 from the GR-Dedicated Account No. 116 and included in the amounts appropriated above).
5. **Appropriation: State Flag Fund for Deceased Texas Peace Officers.** The Commission on Law Enforcement Officer Standards and Education is hereby appropriated all contributions and earned interest collected during the 2008-09 biennium and any unexpended and unencumbered balances from the biennium ending August 31, 2007, from the Texas Peace Officer Flag Account No. 5059 as provided by Occupations Code § 1701.161 and Government Code § 615.105 (estimated to be \$9,000 in fiscal year 2008 and \$1,000 in fiscal year 2009 and included in the amounts appropriated above). These appropriations are to be deposited in the state treasury to the credit of the GR-Dedicated Texas Peace Officer Flag Account No. 5059. These appropriations shall be used to provide state flags to families of deceased Texas peace officers pursuant to Occupations Code § 1701.161 and Government Code § 615.105. None of these appropriations shall be used by the commission for administration and support costs.
6. **Distance Learning Program.** From funds appropriated above, the Commission on Law Enforcement Officer Standards and Education shall continue to maintain, update, and upgrade its internet training system, the Distance Learning Program.
7. **Limitation on Employment.** None of the funds appropriated above shall be expended by the Commission on Law Enforcement Officer Standards and Education to employ anyone who, in the course of his official duties, conducts business with individuals, firms or educational institutions with which the employee has either a direct or indirect financial interest.

TEXAS MILITARY FACILITIES COMMISSION¹

	For the Years Ending	
	August 31, 2008	August 31, 2009
Method of Financing:		
General Revenue Fund	\$ 0	\$ 0
Federal Funds	0	0
<u>Other Funds</u>		
Current Fund Balance	0	0
Interagency Contracts	0	0
Subtotal, Other Funds	\$ 0	\$ 0
Total, Method of Financing	<u>\$ 0</u>	<u>\$ 0</u>
Items of Appropriation:		
A. Goal: MAINTAIN PROPERTIES		
A.1.1. Strategy: BUILDING MAINTENANCE	\$ 0	\$ 0
Evaluate and Maintain Buildings and Facilities.		
A.1.2. Strategy: DEBT SERVICE	\$ 0	\$ 0
Debt Service - Rent from Adjutant General.		
Total, Goal A: MAINTAIN PROPERTIES	<u>\$ 0</u>	<u>\$ 0</u>

¹ Incorporates Rider 19, Adjutant General’s Department, Article V, of this Act, due to the enactment of SB 1724, 80th Legislature, Regular Session, relating to abolishing the Texas Military Facilities Commission and transferring its functions to the Adjutant General’s Department. Rider transfers all appropriations, riders, performance measures, and full-time equivalent positions to the Adjutant General’s Department.

TEXAS MILITARY FACILITIES COMMISSION
(Continued)

B. Goal: CONSTRUCT AND RENOVATE FACILITIES		
Construct and Renovate Facilities to Achieve Energy Efficiency/Safety.		
B.1.1. Strategy: NEW FACILITY CONSTRUCTION	\$	0
B.1.2. Strategy: RENOVATION OF EXISTING FACILITIES	\$	0
Total, Goal B: CONSTRUCT AND RENOVATE FACILITIES	\$	0
C. Goal: INDIRECT ADMINISTRATION		
C.1.1. Strategy: INDIRECT ADMINISTRATION	\$	0
Grand Total, TEXAS MILITARY FACILITIES COMMISSION	\$	0

DEPARTMENT OF PUBLIC SAFETY¹

	For the Years Ending	
	August 31, 2008	August 31, 2009
Method of Financing:		
General Revenue Fund	\$ 15,893,121	\$ 15,936,179
<u>General Revenue Fund - Dedicated</u>		
Operators and Chauffeurs License Account No. 099	926,292	1,039,689
Sexual Assault Program Account No. 5010	0	50,000
Subtotal, General Revenue Fund - Dedicated	\$ 926,292	\$ 1,089,689
Federal Funds	154,826,701	155,926,701
<u>Other Funds</u>		
Appropriated Receipts	5,683,066	5,683,066
Interagency Contracts	850,812	850,812
Bond Proceeds - General Obligation Bonds	218,445,577	UB
State Highway Fund No. 006	522,555,631	478,487,035
Subtotal, Other Funds	\$ 747,535,086	\$ 485,020,913
Total, Method of Financing	\$ 919,181,200	\$ 657,973,482
Other Direct and Indirect Costs Appropriated Elsewhere in this Act	\$ 872,410	\$ 1,098,252
This bill pattern represents an estimated 99.7% of this agency's estimated total available funds for the biennium.		
Number of Full-Time-Equivalents (FTE):²	8,240.9	8,247.9
Number of FTEs in Riders:	23.0	23.0
Schedule of Exempt Positions:		
Director, Group 6 (Department of Public Safety)	\$157,500	\$157,500
Executive Officer, Group 1 (Polygraph Examiners Board)	49,080	49,080
Items of Appropriation:		
A. Goal: LAW ENFORCEMENT ON HIGHWAYS		
A.1.1. Strategy: HIGHWAY PATROL	\$ 140,906,292	\$ 139,204,138

¹ Does not include appropriations in Article IX, § 19.61, of this Act, totaling \$10,098,181 each fiscal year in All Funds for Schedule C pay raises for commissioned peace officers.

² Incorporates Article IX, § 19.11, of this Act, which increases the FTE cap by 3 each fiscal year of the biennium; Article IX, § 19.34, of this Act, which increases the FTE cap by 2 each fiscal year of the biennium; Article IX, § 19.35, of this Act, which decreases the FTE cap by 86 each fiscal year of the biennium; Article IX, § 19.104, of this Act, which increases the FTE cap by 3 each fiscal year of the biennium; and Article IX, § 19.115, of this Act, which increases the FTE cap by 2 each fiscal year of the biennium.

DEPARTMENT OF PUBLIC SAFETY
(Continued)

A.1.2. Strategy: COMMERCIAL VEHICLE ENFORCEMENT ³	\$ 53,001,987	\$ 50,284,795
A.1.3. Strategy: VEHICLE INSPECTION PROGRAM	\$ 21,059,134	\$ 21,059,132
A.1.4. Strategy: BREATH AND BLOOD TESTING Breath Alcohol and Blood Testing.	\$ 2,149,956	\$ 2,149,955
A.1.5. Strategy: CAPITOL COMPLEX SECURITY	<u>\$ 12,849,929</u>	<u>\$ 12,849,929</u>
Total, Goal A: LAW ENFORCEMENT ON HIGHWAYS	<u>\$ 229,967,298</u>	<u>\$ 225,547,949</u>
B. Goal: DRIVER SAFETY AND RECORDS		
B.1.1. Strategy: DRIVER LICENSE AND RECORDS ⁴	\$ 79,924,868	\$ 78,144,068
B.1.2. Strategy: DRIVER LICENSE REENGINEERING	\$ 11,444,102	\$ 4,444,102
B.1.3. Strategy: TRAFFIC ACCIDENT RECORDS	\$ 0	\$ 0
B.1.4. Strategy: CRASH RECORDS INFORMATION SYSTEM ⁵	\$ 0	\$ 0
B.1.5. Strategy: MOTORCYCLE OPERATOR TRAINING	<u>\$ 1,083,607</u>	<u>\$ 1,083,607</u>
Total, Goal B: DRIVER SAFETY AND RECORDS	<u>\$ 92,452,577</u>	<u>\$ 83,671,777</u>
C. Goal: PREVENT AND DETECT CRIME		
C.1.1. Strategy: NARCOTICS ENFORCEMENT ⁶ Narcotics Enforcement Program.	\$ 46,456,526	\$ 44,521,581
C.1.2. Strategy: VEHICLE THEFT ENFORCEMENT Motor Vehicle Theft Enforcement.	\$ 13,128,693	\$ 12,179,443
C.1.3. Strategy: SPECIAL CRIMES ⁷	\$ 18,889,887	\$ 18,526,106
C.1.4. Strategy: TEXAS RANGERS	\$ 11,968,291	\$ 10,975,114
C.1.5. Strategy: UNSOLVED CRIMES INVESTIGATION Unsolved Crimes Investigation Team.	\$ 775,199	\$ 775,199
C.1.6. Strategy: CRIME LABS	<u>\$ 22,360,777</u>	<u>\$ 20,438,996</u>
Total, Goal C: PREVENT AND DETECT CRIME	<u>\$ 113,579,373</u>	<u>\$ 107,416,439</u>
D. Goal: EMERGENCY MANAGEMENT		
D.1.1. Strategy: EMERGENCY PLANNING ^{8, 9} Emergency Management Training and Planning Assistance.	\$ 94,187,033	\$ 94,300,433
D.1.2. Strategy: RESPONSE COORDINATION Emergency and Disaster Response Coordination.	\$ 565,999	\$ 565,997
D.1.3. Strategy: DISASTER RECOVERY Recovery and Mitigation Assistance.	\$ 31,143,475	\$ 31,143,474
D.1.4. Strategy: EMERGENCY OPERATIONS CTR Emergency Operations Center.	<u>\$ 420,786</u>	<u>\$ 420,786</u>
Total, Goal D: EMERGENCY MANAGEMENT	<u>\$ 126,317,293</u>	<u>\$ 126,430,690</u>

³ Incorporates Article IX, § 19.34, of this Act, due to the enactment of SB 545, 80th Legislature, Regular Session, relating to the enforcement of commercial motor vehicle safety standards by certain peace officers, resulting in an increase in State Highway Fund 6 of \$332,446 in FY 2008 and \$177,557 in FY 2009.

⁴ Incorporates Article IX, § 19.35, of this Act, due to the enactment of SB 766, 80th Legislature, Regular Session, relating to the transfer of powers and duties for accident reports from the Department of Public Safety to the Department of Transportation, resulting in the transfer of \$1,436,313 in FY 2008 and \$1,436,312 in FY 2009 in All Funds from Strategy B.1.3, Traffic Accident Records, to the Department of Transportation, and the transfer of \$76,824 in FY 2008 and \$76,824 in FY 2009 in State Highway Fund 6 from Strategy B.1.3, Traffic Accident Records, to Strategy B.1.1, Driver License and Records.

⁵ Incorporates Article IX, § 19.35, of this Act, due to the enactment of SB 766, 80th Legislature, Regular Session, relating to the transfer of powers and duties for accident reports from the Department of Public Safety to the Department of Transportation, resulting in the transfer of \$1,667,815 in FY 2008 and \$1,667,815 in FY 2009 in All Funds to the Department of Transportation.

⁶ Incorporates Article IX, § 19.104, of this Act, due to the enactment of SB 1879, 80th Legislature, Regular Session, relating to regulation of controlled substances, resulting in an increase in State Highway Fund 6 of \$703,536 in FY 2008 and \$101,436 in FY 2009.

⁷ Incorporates Article IX, § 19.115, of this Act, due to the enactment of SB 1315, 80th Legislature, Regular Session, relating to a silver alert for missing senior citizens, resulting in an increase in State Highway Fund 6 of \$120,780 in FY 2008 and \$104,210 in FY 2009.

⁸ Incorporates the passage of HB 15, § 30 (n)(12), 80th Legislature, Regular Session, relating to data center services, which appropriated \$28,350 out of General Revenue Dedicated Account 99 for the purpose of making payments for data center consolidation hardware upgrades and physical transfer of equipment.

⁹ Incorporates the passage of HB 15, § 30 (j), 80th Legislature, Regular Session, relating to data center services, which reduces appropriations by \$141,750 out of General Revenue Dedicated Account 99 for reduced costs related to the data center consolidation.

DEPARTMENT OF PUBLIC SAFETY
(Continued)

E. Goal: REGULATORY PROGRAMS		
E.1.1. Strategy: CONCEALED HANDGUNS	\$ 4,707,819	\$ 4,458,105
E.2.1. Strategy: POLYGRAPH EXAMINERS BOARD Administer and Enforce the Polygraph Examiners Act.	\$ 104,817	\$ 104,816
E.3.1. Strategy: PSB INVESTIGATIONS Private Security Board-Investigations.	\$ 2,019,081	\$ 2,710,348
E.3.2. Strategy: PSB ENFORCEMENT ¹⁰ Private Security Board-Enforcement.	\$ 229,371	\$ 271,831
E.3.3. Strategy: PSB LICENSES AND REGISTRATION Private Security Board-Licenses and Registration.	\$ 1,759,513	\$ 1,154,966
E.4.1. Strategy: TEXASONLINE TexasOnline. Estimated and Nontransferable.	\$ 290,000	\$ 290,000
Total, Goal E: REGULATORY PROGRAMS	<u>\$ 9,110,601</u>	<u>\$ 8,990,066</u>
F. Goal: INDIRECT ADMINISTRATION AND SUPPORT		
F.1.1. Strategy: CENTRAL ADMINISTRATION	\$ 10,134,935	\$ 10,065,423
F.1.2. Strategy: INFORMATION RESOURCES ^{11, 12}	\$ 27,614,771	\$ 27,698,366
F.1.3. Strategy: REGIONAL ADMINISTRATION	\$ 9,472,959	\$ 9,472,958
F.1.4. Strategy: COMMUNICATIONS SERVICE	\$ 9,329,048	\$ 9,329,048
F.1.5. Strategy: CRIME RECORDS	\$ 19,191,439	\$ 16,829,656
F.1.6. Strategy: PHYSICAL PLANT ¹³	\$ 230,610,581	\$ 12,159,283
F.1.7. Strategy: TRAINING ACADEMY EDUCATION COURSES ¹⁴	\$ 2,090,027	\$ 2,140,027
F.1.8. Strategy: RECRUIT SCHOOLS	\$ 5,050,828	\$ 2,504,296
F.1.9. Strategy: FLEET OPERATIONS	\$ 2,326,012	\$ 2,326,012
F.1.10. Strategy: AIRCRAFT OPERATIONS	\$ 26,543,872	\$ 8,100,177
F.1.11. Strategy: OTHER SUPPORT SERVICES	<u>\$ 5,389,586</u>	<u>\$ 5,291,315</u>
Total, Goal F: INDIRECT ADMINISTRATION AND SUPPORT	<u>\$ 347,754,058</u>	<u>\$ 105,916,561</u>
Grand Total, DEPARTMENT OF PUBLIC SAFETY	<u>\$ 919,181,200</u>	<u>\$ 657,973,482</u>
Supplemental Appropriations Made in Riders: ¹⁵	\$ 64,685,989	\$ 675,835
Object-of-Expense Informational Listing:		
Salaries and Wages	\$ 359,067,282	\$ 356,044,948
Other Personnel Costs	12,202,582	12,230,827
Professional Fees and Services	16,872,305	15,745,307
Fuels and Lubricants	7,203,669	7,281,625
Consumable Supplies	7,989,016	7,997,656
Utilities	10,767,512	10,766,839
Travel	5,086,272	5,173,749
Rent - Building	3,747,664	3,283,251
Rent - Machine and Other	928,370	928,927
Other Operating Expense	91,965,857	67,264,737
Grants	165,362,309	121,657,595
Capital Expenditures	<u>302,674,351</u>	<u>50,273,856</u>
Total, Object-of-Expense Informational Listing	<u>\$ 983,867,189</u>	<u>\$ 658,649,317</u>

¹⁰ Incorporates Article IX, § 19.11, of this Act, due to the enactment of HB 1241, 80th Legislature, Regular Session, relating to criminal history record information for security department employees, resulting in an increase in General Revenue Funds of \$134,200 in FY 2008 and \$176,659 in FY 2009.

¹¹ Incorporates the passage of HB 15, § 30 (n)(12), 80th Legislature, Regular Session, relating to data center services, which appropriated \$16,650 out of State Highway Fund 6 for the purpose of making payments for data center consolidation hardware upgrades and physical transfer of equipment.

¹² Incorporates the passage of HB 15, § 30 (j), 80th Legislature, Regular Session, relating to data center services, which reduces appropriations by \$83,250 out of State Highway Fund 6, for reduced costs related to the data center consolidation.

¹³ Incorporates Article IX, § 19.71, of this Act, relating to the contingent appropriation of general obligation bond proceeds, subject to the approval of a proposition by Texas voters as authorized by SJR 65, 80th Legislature, Regular Session.

¹⁴ Incorporates Article IX, § 19.74, of this Act, due to the enactment of HB 1751, 80th Legislature, Regular Session, relating to fees on certain sexually oriented businesses, resulting in an increase in General Revenue Dedicated Account 5010 of \$50,000 in FY 2009 for training for commissioned officers.

¹⁵ Incorporates contingency appropriations for Article IX, § 19.69, of this Act, relating to border security, resulting in an increase in General Revenue Funds of \$43,704,714 in FY 2008.

DEPARTMENT OF PUBLIC SAFETY
(Continued)

**Estimated Allocations for Employee Benefits and Debt
Service Appropriations Made Elsewhere in this Act:**

<u>Employee Benefits</u>		
Retirement	\$ 20,779,389	\$ 21,091,079
Group Insurance	61,774,378	63,347,055
Social Security	27,400,417	27,811,423
Benefits Replacement	<u>3,109,503</u>	<u>2,954,028</u>
Subtotal, Employee Benefits	<u>\$ 113,063,687</u>	<u>\$ 115,203,585</u>
<u>Debt Service</u>		
TPFA GO Bond Debt Service	\$ 8,315,044	\$ 23,940,057
Lease Payments	<u>127,945</u>	<u>128,399</u>
Subtotal, Debt Service	<u>\$ 8,442,989</u>	<u>\$ 24,068,456</u>
Total, Estimated Allocations for Employee Benefits and Debt Service Appropriations Made Elsewhere in this Act	<u>\$ 121,506,676</u>	<u>\$ 139,272,041</u>

- 1. Performance Measure Targets.** The following is a listing of the key performance target levels for the Department of Public Safety. It is the intent of the Legislature that appropriations made by this Act be utilized in the most efficient and effective manner possible to achieve the intended mission of the Department of Public Safety. In order to achieve the objectives and service standards established by this Act, the Department of Public Safety shall make every effort to attain the following designated key performance target levels associated with each item of appropriation.

	<u>2008</u>	<u>2009</u>
A. Goal: LAW ENFORCEMENT ON HIGHWAYS		
Outcome (Results/Impact):		
Annual Texas Rural Traffic Death Rate	2.5	2.5
A.1.1. Strategy: HIGHWAY PATROL		
Output (Volume):		
Traffic Law Violator Contacts	2,600,000	2,600,000
A.1.2. Strategy: COMMERCIAL VEHICLE ENFORCEMENT		
Output (Volume):		
Commercial Traffic Law Violator Contacts	1,700,000	1,700,000
A.1.4. Strategy: BREATH AND BLOOD TESTING		
Output (Volume):		
Number of Breath Alcohol Tests Supervised	46,600	46,600
B. Goal: DRIVER SAFETY AND RECORDS		
B.1.1. Strategy: DRIVER LICENSE AND RECORDS		
Output (Volume):		
Number of Examinations Administered	6,300,000	6,300,000
B.1.3. Strategy: TRAFFIC ACCIDENT RECORDS		
Output (Volume):		
Number of Accident Reports Processed ¹⁶	0	0
C. Goal: PREVENT AND DETECT CRIME		
Outcome (Results/Impact):		
Annual Texas Index Crime Rate	5,000	5,000
C.1.1. Strategy: NARCOTICS ENFORCEMENT		
Output (Volume):		
Number of Arrests for Narcotics Violations	2,800	2,800
C.1.2. Strategy: VEHICLE THEFT ENFORCEMENT		
Output (Volume):		
Number of Arrests for Motor Vehicle Theft	1,750	1,750
C.1.3. Strategy: SPECIAL CRIMES		
Output (Volume):		
Number of Criminal Intelligence Service Arrests	2,175	2,175
C.1.4. Strategy: TEXAS RANGERS		
Output (Volume):		
Number of Arrests	2,200	2,200
C.1.6. Strategy: CRIME LABS		
Output (Volume):		
Number of Drug Cases Examined	57,000	57,000

¹⁶ Measure modified to reflect funding adjustments made by Article IX, § 19.35, of this Act, relating to the transfer of powers and duties for accident records from the Department of Public Safety to the Department of Transportation.

DEPARTMENT OF PUBLIC SAFETY
(Continued)

D. Goal: EMERGENCY MANAGEMENT

Outcome (Results/Impact):

Percentage of Local Governments Achieving Basic Emergency Preparedness	80%	80%
D.1.2. Strategy: RESPONSE COORDINATION Output (Volume):		
Number of Emergency Incidents Coordinated	2,100	2,100
D.1.3. Strategy: DISASTER RECOVERY Output (Volume):		
Number of Counties Provided Disaster Financial Assistance	93	93

E. Goal: REGULATORY PROGRAMS

Outcome (Results/Impact):

Percent of Polygraph Licensees with No Recent Violations	99%	99%
Percent of Private Security Board Documented Complaints Resolved within Six Months	99%	99%
Percent of Private Security Board Licensees with No Recent Violations	99%	99%
E.1.1. Strategy: CONCEALED HANDGUNS Output (Volume):		
Number of Original Handgun Licenses Issued	28,000	28,000
Number of Renewal Handgun Licenses Issued	40,000	40,000
E.2.1. Strategy: POLYGRAPH EXAMINERS BOARD Output (Volume):		
Number of Examination Sessions Conducted	14	14
E.3.1. Strategy: PSB INVESTIGATIONS Output (Volume):		
Number of Investigations Conducted	10,000	10,000
Efficiencies:		
Average Time for Case Resolution	32	32
Average Cost Per Case Resolved	34.85	34.85
E.3.2. Strategy: PSB ENFORCEMENT Efficiencies:		
Average Cost Per Disciplinary Action	383.25	383.25
E.3.3. Strategy: PSB LICENSES AND REGISTRATION Output (Volume):		
Number of New Licenses Issued to Individuals	26,000	26,000
Efficiencies:		
Average Licensing Cost Per Individual License Issued	6	6

2. **Capital Budget.** None of the funds appropriated above may be expended for capital budget items except as listed below. The amounts shown below shall be expended only for the purposes shown and are not available for expenditure for other purposes. Amounts appropriated above and identified in this provision as appropriations either for "Lease payments to the Master Lease Purchase Program" or for items with an "(MLPP)" notation shall be expended only for the purpose of making lease-purchase payments to the Texas Public Finance Authority pursuant to Government Code § 1232.103.

	<u>2008</u>	<u>2009</u>
a. Construction of Buildings and Facilities		
(1) New Regional Office and Crime Lab in Lubbock; New Offices in McAllen and Rio Grande City; Crime Lab Expansions; and Emergency Vehicle Operations Course (SJR 65 / SB 2033) ¹⁷	\$ 200,000,000	\$ UB
(2) Building Program	18,445,577	UB
Total, Construction of Buildings and Facilities	<u>\$ 218,445,577</u>	<u>\$ UB</u>
b. Repair or Rehabilitation of Buildings and Facilities	2,625,000	2,625,000
c. Acquisition of Information Resource Technologies		
(1) Lease Payments (MLPP) for 1998-99 NCIC /TLETS Upgrade	2,066,598	2,083,594
(2) AFIS/Image Archive Enhancements	1,147,500	1,147,500

¹⁷ Incorporates Article IX, § 19.71, of this Act, relating to the contingent appropriation of general obligation bond proceeds, subject to the approval of a proposition by Texas voters as authorized by SJR 65, 80th Legislature, Regular Session.

DEPARTMENT OF PUBLIC SAFETY
(Continued)

(3) Driver License Reengineering	7,000,000	UB
(4) Computer Equipment Replacement	4,641,850	4,641,850
(5) Highway Patrol Vehicle Automation	5,820,000	5,820,000
(6) Data Center Consolidation ¹⁸	304,589	293,381
(7) Other Information Resource Projects	5,713,425	2,564,000
Total, Acquisition of Information Resource Technologies	<u>\$ 26,693,962</u>	<u>\$ 16,550,325</u>
d. Transportation Items		
(1) Vehicles (Approximately 1,889)	22,589,530	18,646,991
(2) Helicopters (4)	16,577,027	UB
Total, Transportation Items	<u>\$ 39,166,557</u>	<u>\$ 18,646,991</u>
e. Acquisition of Capital Equipment and Items		
(1) Radios	4,380,559	2,469,224
(2) Drug Incinerator	456,000	UB
(3) Other Capital Equipment and Items	6,616,837	5,065,244
Total, Acquisition of Capital Equipment and Items	<u>\$ 11,453,396</u>	<u>\$ 7,534,468</u>
Total, Capital Budget	<u>\$ 298,384,492</u>	<u>\$ 45,356,784</u>
Method of Financing (Capital Budget):		
GR Dedicated - Operators and Chauffeurs License Account No. 099	\$ 113,400	\$ 0
<u>Other Funds</u>		
Bond Proceeds - General Obligation Bonds	218,445,577	UB
State Highway Fund No. 006	<u>79,825,515</u>	<u>45,356,784</u>
Subtotal, Other Funds	<u>\$ 298,271,092</u>	<u>\$ 45,356,784</u>
Total, Method of Financing	<u>\$ 298,384,492</u>	<u>\$ 45,356,784</u>

3. Additional Capital Budget Authority. In addition to the provisions of Rider 2, Capital Budget, the Department of Public Safety is authorized to make the following capital purchases at the following amounts from federal funds appropriated by this Act:

	<u>2008</u>	<u>2009</u>
a. Replacement Aircraft and Helicopter	\$2,856,193	\$ UB
Total, Additional Capital Budget	\$2,856,193	\$ UB

4. Marked Vehicles. None of the funds appropriated hereinabove may be expended for the salaries of personnel operating motor vehicles used to stop and actually arrest offenders of highway speed laws unless such vehicles are black, white, or a combination thereof and plainly marked with the department's insignia.

5. Restriction of Vehicle Use. Notwithstanding the provisions of Article IX of this Act, the Department of Public Safety may certify no more than 15 exceptions to the prohibition related to use of a state car for commuting to and from work.

6. Emergency Calls. The department shall maintain for each fiscal year, the number of times supervisory officers above the rank of lieutenant respond to emergency calls requiring departure from the officer's private residence or from the office. This information shall contain specific references as to the nature of each emergency.

7. Aircraft Authority. The Department of Public Safety is authorized to purchase, own, maintain, and operate helicopters in performance of its responsibilities. The department may

¹⁸ Incorporates Article IX, § 18.02 (e), of this Act, relating to data center consolidation, which requires data center services expenditures to be categorized as a capital budget item.

DEPARTMENT OF PUBLIC SAFETY
(Continued)

purchase additional aircraft through seized funds. In addition to authority to purchase, own, maintain, and operate aircraft, the department is authorized to own, maintain, and operate any aircraft seized pursuant to authority contained in Chapter 59, Code of Criminal Procedure, or under any other statute authorizing the department to own, maintain, or operate seized aircraft. The department is directed to submit, as part of its Annual Report, details on the acquisition and disposition of seized aircraft.

8. **Aviator Reimbursement.** From the amounts appropriated above, an amount not to exceed \$10,000 each fiscal year of the biennium may be used for reimbursement of costs related to aviator assistance to state agencies, such as search and rescue or disaster-related functions. Reimbursements may include actual costs of aircraft operation including fuel, oil, maintenance, and routine costs incurred by trained and certified private volunteer aviators using privately owned aircraft in state-authorized flight operations and training exercises associated with disaster-related activities. The reimbursement shall not exceed the rate approved by the state per flying hour, when such aircraft costs are not reimbursable by other governmental agencies in accordance with Chapter 418, Government Code.
9. **Seized Assets Report.** The Department of Public Safety shall file with the Governor and the Legislative Budget Board, no later than the first Friday of October of each year, a report disclosing information on seized/forfeited assets. The report shall contain a summary of receipts, disbursements, and fund balances for the fiscal year derived from both federal and state sources and supporting detail. The detail information shall, at a minimum, include the following:
 - a. Regarding receipts: the court in which the case was adjudicated, the nature of the assets, the value of the assets, and the specific, intended use of the assets; and
 - b. Regarding disbursements: the departmental control number, the departmental category, the division making the request, the specific item and amount requested, the amount the department approved, and the actual amount expended per item.
10. **Disposition of Seized Funds.** The Department of Public Safety is hereby directed to deposit all funds currently held, or obtained in the future pursuant to seizure actions or judicial forfeiture, according to rules and procedures developed by the Comptroller of Public Accounts. The department shall cooperate with the Comptroller of Public Accounts in developing agreements and procedures for the deposit of seized state funds in accounts in the State Treasury.
11. **Controlled Substances.** Included in the amounts appropriated above in Strategy C.1.1, Narcotics Enforcement, is \$6.5 million in fiscal year 2008 and \$7.6 million in fiscal year 2009 from Federal Funds. All revenues in excess of these amounts collected under federal forfeiture programs are hereby appropriated to the Department of Public Safety to be used for law enforcement purposes (estimated to be \$0). Any funds unexpended at the close of each fiscal year are appropriated for the following year. Funding priority shall be given to the purchase of new equipment for field employees.
12. **Witness Fees.** From the appropriations made herein, the Department of Public Safety may pay the witness fees and travel expenses of out-of-state witnesses, subject to the advance, written approval of the District Attorney for the county having venue over the law violation under investigation.
13. **Purchase of Evidence.** From the amounts appropriated above to the Department of Public Safety, an amount not to exceed one million dollars (\$1,000,000) each fiscal year of the biennium, exclusive of amounts forfeited to the Department of Public Safety by any court of competent jurisdiction and amounts received from the United States government derived from the forfeiture of monies and property, is hereby designated for the purchase of evidence and/or information and surveillance expenses deemed necessary by the Department of Public Safety; and accountability for expenditures as set forth above shall be governed by such rules and regulations as the director of the Department of Public Safety may recommend, subject to review and approval by the State Auditor. Such amounts may be maintained in cash to facilitate the purchase of evidence, information, and/or surveillance expense.
14. **Academy Costs.** The Department of Public Safety (DPS) may charge employees and students of the DPS Academy for tuition, lodging, and meals at such prices as may be set by the

DEPARTMENT OF PUBLIC SAFETY
(Continued)

department. Such funds as received are hereby appropriated to cover the expenses entailed in providing such students and employees their lodging, meals, incidental expenses, and to pay visiting instructors.

15. **Medical and Funeral Costs.** Funds appropriated above may be expended for drugs, medical, hospital, laboratory, and funeral costs of law enforcement employees or other employees performing duties involving unusual risk when injury or death occurs in the performance of such duties. Funds appropriated above shall not be expended for drugs, medical, hospital, laboratory, or funeral costs of employees who are not actively engaged in the performance of law enforcement or other hazardous duties or of law enforcement employees when injury or death occurs in the performance of clerical or office duties as distinguished from law enforcement or other duties involving unusual risk. Funds appropriated above may also be expended for physical examinations and testing when such examinations and tests are a condition of employment or exposure to infectious diseases or hazardous materials occurs in the line of duty.
16. **Authorization of Funeral Travel Reimbursement.** The Department of Public Safety may reimburse a commissioned peace officer or communications officer in its employ the costs for lodging, transportation, and meals, in accordance with Article IX travel regulations of this Act, when such travel is for the purpose of representing the department at the funeral of a fallen peace officer. The reimbursement authorized by this provision applies to out-of-state, as well as, in-state travel. The department may provide reimbursement for only a small delegation to any single out-of-state funeral.
17. **Moving Expenses.** Notwithstanding any other provision of this Act, and with the approval of the Director, the department may use appropriated funds to pay the reasonable, necessary, and resulting costs of moving the household goods and effects of a commissioned peace officer employed by the department who is transferred from one designated headquarters to another so long as the department determines that the best interests of the State will be served by such transfer.
18. **Travel for Security Personnel.** Notwithstanding other provisions of this Act, commissioned Department of Public Safety personnel when transporting and providing security for the Governor or Governor-elect and his or her spouse and immediate family; other members of the executive, legislative, and judicial branches of state government; and visiting governors from other states when assigned, shall be reimbursed for their actual meals, lodging, and incidental expenses when on official travel in or out of the state.
19. **Historical Museum.** The Department of Public Safety is authorized to allow the Department of Public Safety Historical Museum to utilize department property for the purpose of a historical museum. No state funds are appropriated for this purpose.
20. **Polygraph Examinations.** None of the funds appropriated to the Department of Public Safety may be expended for polygraph testing of commissioned law enforcement officers of the Department of Public Safety, unless requested by the officer.
21. **Supply and Inventory Cost Allocation.** The Department of Public Safety is hereby authorized to establish a supply and inventory cost pool to which appropriations may be transferred from any strategy item. These transfers shall be restricted to the purchase of supplies and inventory items. Expenditures from the cost pool shall be allocated back to the applicable strategies of the Department of Public Safety within 30 days following the close of each fiscal quarter.
22. **Stranded Motorist Assistance.** The Department of Public Safety is designated as the lead state agency to help motorists whose vehicles are disabled on state and federal roads. The department shall obtain the cooperation of all relevant state agencies, especially the Texas Department of Transportation, and coordinate its efforts with all local law enforcement agencies and interested private businesses. As part of this initiative, the Department of Public Safety shall establish and publicize a toll free number and a universal distress signal for motorists that are in need of assistance.
23. **Criminal History Checks to Specified Licensing Agencies.** The Department of Public Safety shall provide to the agencies listed in § 60.061, Code of Criminal Procedure, a system for checking at least annually, but not more than quarterly, or as otherwise provided by § 60.061, the existing licensees of these agencies against information in criminal history files.

DEPARTMENT OF PUBLIC SAFETY
(Continued)

The Department of Public Safety may not charge or assess a fee to an agency providing information to the department that is in excess of the actual direct cost incurred by the department.

- 24. Appropriations of Receipts - Parking Violation Revenues.** All revenue received from parking violations under Government Code § 411.067 shall be deposited to the General Revenue Fund and is hereby appropriated for use by the Department of Public Safety for Capitol Police Security and parking for the 2008-09 biennium (estimated to be \$127,000 annually included in the amounts appropriated above).
- 25. Contingency Appropriation Reduction.** The funds appropriated above to the department are hereby reduced by an equal amount from the General Revenue Fund, State Highway Fund 006, or a combination of the two funds in the event the Department of Public Safety expends any funds not authorized by the General Appropriations Act, any provision within this Act which places a limitation on expenditures, or an affirmative action by the Legislature.
- 26. Appropriation Transfers.** Notwithstanding any other provision of this bill, the Department of Public Safety may not transfer funds between items of appropriation in excess of 25 percent and shall provide 45-days notification to the Governor and the Legislative Budget Board any time the department plans to transfer an amount of \$100,000 or more between items of appropriation. No later than the first Friday of October of each year, the department shall report to the Governor and the Legislative Budget Board the total number and amount of transfers during the previous fiscal year. The report shall include the amount transferred, the strategies involved, and justification for the transfer. In addition, the Department of Public Safety is hereby prohibited from transferring any and all appropriations from Strategy C.1.4, Texas Rangers, into any other strategies without consent of the Governor and the Legislative Budget Board.
- 27. Complex Crime Unit.** From monies appropriated above, the Department of Public Safety shall maintain a Complex Crime Unit to investigate offenses involving theft or misapplication of government property, the investigation of which requires a level of expertise in disciplines such as accounting, computer technology, or another that is not readily available to local law enforcement agencies.
- a. The total cost of assistance including administrative costs shall not exceed \$500,000 in fiscal year 2008 and \$500,000 in fiscal year 2009.
 - b. The director of the department shall employ commissioned peace officers and noncommissioned employees to perform duties required of the unit. To be eligible for employment by the Complex Crime Unit, a peace officer must have not less than four years of experience as a peace officer; and a degree from an accredited institution of higher education in law, accounting, or computer science; or two or more years of experience in the investigation of complex criminal offenses or similar law. To be eligible for employment under this section, a noncommissioned employee must meet the experience, training, and educational qualifications set by the director as requirements for investigating or assisting in the investigation of a crime.
 - c. On the request of an attorney representing the state and with approval of the director, the Complex Crime Unit of the department may assist local law enforcement in the investigation of crime. On the request of the Governor and with the approval of the director, the Complex Crime Unit of the department may investigate a crime involving harm to the interests of a state agency.
- 28. Appropriation: Automobile Emission Inspections.** Included in amounts appropriated above in Strategy A.1.3, Vehicle Inspection Program, is \$7,353,750 in fiscal year 2008 (\$5,064,268 in State Highway Funds and \$2,289,482 in General Revenue Funds) and \$7,353,748 in fiscal year 2009 (\$5,064,268 in State Highway Funds and \$2,289,480 in General Revenue Funds) for the operation of the vehicle emissions inspection and maintenance program pursuant to § 382.202, Health and Safety Code, and Executive Order GWB96-1.
- If additional counties are brought into the vehicle emissions inspection and maintenance program, 80 percent of revenues generated from the vehicle emissions and inspections fee in excess of the Comptroller's Biennial Revenue Estimate in each fiscal year 2008 and 2009 and deposited into the General Revenue Fund are hereby appropriated to the agency for the purpose of developing, administering, evaluating, and maintaining the vehicle emissions inspection and maintenance program in the additional counties.

DEPARTMENT OF PUBLIC SAFETY
(Continued)

29. Clothing Provisions.

- a. A commissioned officer who received a \$1,200 clothing allowance pursuant to the General Appropriations Act during the 2006-07 biennium shall receive a \$1,200 clothing allowance in the 2008-09 biennium.
- b. A commissioned officer who received a \$500 cleaning allowance pursuant to the General Appropriations Act for the 2006-07 biennium shall receive a \$500 cleaning allowance in the 2008-09 biennium irrespective of promotion to any rank.
- c. No person shall receive a \$1,200 clothing allowance unless eligible in subsection (a).
- d. An individual who is newly hired or newly commissioned after September 1, 1997, is eligible to receive a \$500 cleaning allowance.
- e. All noncommissioned personnel required to wear uniforms are entitled to a \$500 cleaning allowance.

30. Recruit Schools. Recruits participating in the recruit school of the Department of Public Safety shall not be counted toward the limit on the number of full-time-equivalent positions (FTEs) for the agency until their graduation. Upon graduation, the additional officers shall not cause the department to exceed the department's limit on FTEs. The number of participants in the recruit schools shall be included in all required reports concerning FTEs and vacancies, but the recruits shall be reported as a separate total from the agency's other FTEs.

31. Reporting Procedure for Land Acquisition and Construction Projects.¹⁹ The Department of Public Safety shall report to the Governor, the House Appropriations Committee, the Senate Finance Committee, and the Legislative Budget Board if a department project managed by the Texas Facilities Commission and funded through appropriations by the Legislature lags six months or more behind the project's original timeline and/or exceeds the original budget by more than 25 percent. Reports should not include delays or cost overruns caused by acts of nature or other factors outside the control of the Texas Facilities Commission.

32. Hardship Stations. Out of funds appropriated above, the Department of Public Safety is authorized to designate 40 hardship stations across the state based on excessive vacancies in the Texas Highway Patrol Division. The department shall provide incentives to commissioned peace officers accepting positions at these posts.

33. Response to Bomb or Other Terrorist Threats in the Capitol Complex. The Department of Public Safety shall review the procedures for responding to a bomb or other terrorist threat in the Capitol Complex, determine what changes, if any, would ensure a more effective response to a threat, and adopt necessary changes.

The Department of Public Safety shall also provide written procedures and guidance for responding to a bomb or other terroristic threat to each agency director in the Capitol Complex as well as any individual in charge of risk management for such agency.

34. Security Services in the Capitol Complex. The Department of Public Safety shall periodically review the security services provided by each law enforcement agency or security agency in the Capitol Complex (including the law enforcement services provided by the Internal Investigations Division of the Office of the Attorney General in the Capitol Complex) and adopt rules to coordinate these services and insure maximum effectiveness. The review and adopted rules should aim to eliminate any duplication of services.

35. Contingency Personnel, DNA Analyses. Contingent on the receipt of federal funds for DNA analyses or DNA backlog elimination purposes in an amount sufficient to cover the costs related to the additional personnel authorized by this rider, the "Number of Full-Time-Equivalents (FTE)" figure indicated above is hereby increased by 12 each fiscal year. Seven of these authorized FTEs are to be assigned to the department's primary DNA facility, while the remaining five are to be assigned to field laboratories.

¹⁹ Rider modified to reflect name change of Texas Building and Procurement Commission to Texas Facilities Commission by HB 3560, 80th Legislature, Regular Session.

DEPARTMENT OF PUBLIC SAFETY
(Continued)

36. **Authorized Trooper Strength.** From funds appropriated, the Department of Public Safety shall maintain the number of highway patrol trooper positions at no less than 1,873.
37. **Contingency Personnel, North Texas Tollway Authority Contract.** The department is authorized 25 highway patrol service positions contingent upon continuing an interlocal cooperation contract with the North Texas Tollway Authority to police the Dallas North Tollway Systems. The "Number of Full-Time-Equivalents (FTE)" figure indicated above is hereby increased by eight each fiscal year. The eight FTEs authorized by this rider may not be added until the department reaches the number of troopers patrolling Texas highways in accordance with the goals as outlined in Rider Number 36, Authorized Trooper Strength.
- The contract shall include salaries, retirement, group insurance, auto operation costs, operational expenses, and amortization of equipment, including, but not limited to, vehicles. The expenses to be covered must also include expenses related to radio communications, office space and furniture, printing, postage, personnel moving expenses, telephone services, patrol car equipment, and secretarial and clerical services. Upon termination of the contract, the department must notify the Governor, Legislative Budget Board, and the State Auditor's Office of the termination and phase out the additional FTEs.
38. **Unsolved Crimes Investigation Team.** Included in the amounts appropriated above in Strategy C.1.5, Unsolved Crimes Investigation, is \$775,199 in fiscal year 2008 and \$775,199 in fiscal year 2009 for the purpose of providing assistance to Texas law enforcement agencies with the investigation of unsolved murders and serial or linked criminal transactions. Also included above are 13 full-time-equivalent positions (FTEs) that are provided specifically for the staffing of the unsolved crimes investigation team with the intent that at least nine of the FTEs are commissioned personnel.
39. **Appropriation: Unexpended Balance Authority Between Biennia.** Any unexpended balances from appropriations for the Motor Vehicle Financial Responsibility Verification Program (House Bill 3588, Seventy-eighth Legislature, Regular Session, 2003, and House Bill 2, Seventy-eighth Legislature, Third Called Session, 2003) as of August 31, 2007, in Strategy B.1.2, Driver License Reengineering, are hereby appropriated for the same purpose for the biennium beginning September 1, 2007 (estimated to be \$7,000,000 in State Highway Fund No. 006 and included in the amounts above).
40. **Interagency Contract for Legal Services.** Out of funds appropriated above, \$1.3 million for the 2008-09 biennium is for an interagency contract with the Office of the Attorney General for legal services provided by the Office of the Attorney General to the Department of Public Safety. Any interagency contract funded by appropriated funds may not exceed reasonable attorney fees for similar legal services in the private sector, shall not jeopardize the ability of the Department of Public Safety to carry out its legislative mandates, and shall not affect the budget for the Department of Public Safety such that employees must be terminated in order to pay the amount of the interagency contract.
41. **Polygraph Examiners Board.** The Polygraph Examiners Board, Strategy E.2.1, is an agency of the State of Texas fully autonomous and independent of the Department of Public Safety pursuant to Occupations Code § 1703.001. The board is responsible for hiring an Executive Officer, and shall pay this exempt employee a salary in an amount not to exceed \$49,080 per annum. The Executive Officer position is subject to Article IX, Section 3.05, Scheduled Exempt Positions.

Fee Rates

The Polygraph Examiners Board shall establish reasonable fees pursuant to Government Code § 316.043, to be effective during the biennium beginning on the effective date of this Act, not to exceed:

a.	Polygraph Examiners License	\$	500.00
b.	Internship License Application Fee		300.00
c.	Duplicate License		100.00
d.	Renewal Fee for Examiners License		500.00
e.	Extension or Renewal of an Internship License		150.00
f.	Examination Fee		200.00
g.	Late Fee		200.00

DEPARTMENT OF PUBLIC SAFETY
(Continued)

Assistance from the Department of Public Safety

The Department of Public Safety will be responsible for providing administrative support, as is necessary, to ensure that the Polygraph Examiners Board completes all written reports, including the legislative appropriations request, the strategic plan, and the annual financial report, and all data entry into ABEST, USAS, and other state systems as is required of the Polygraph Examiners Board by statute or by oversight agency directives.

The Department of Public Safety shall assist the Polygraph Examiners Board in meeting the aforementioned requirements. The Executive Officer and staff of the Polygraph Examiners Board remain solely responsible for completing administrative tasks imposed by the Polygraph Examiners Board.

42. **Appropriations Limited to Revenue Collections.** Fees and other miscellaneous revenues as authorized and generated by the Private Security Board shall cover, at a minimum, the cost of the appropriations made above in Strategies E.3.1, E.3.2, and E.3.3. as well as the "other direct and indirect costs" indicated above (the amounts are solely related to the Private Security Board). In the event that actual and/or projected revenue collections are insufficient to offset the costs identified by this provision, the Legislative Budget Board may direct that the Comptroller of Public Accounts reduce the appropriation authority provided above in Strategies E.3.1, E.3.2, and E.3.3. to be within the amount of revenue expected to be available.
43. **Contract Reports.** The Private Security Board shall provide the Governor and the Legislative Budget Board detailed information on all current contracts, and an annual report by November 30th of all contracts initiated during the previous fiscal year, in addition to other contract reporting requirements in statute.
44. **Selective Traffic Enforcement Program.** Funds appropriated above to Strategy A.1.1, Highway Patrol, include \$10,000,000 in fiscal year 2008 and \$10,000,000 in fiscal year 2009 from the State Highway Fund No. 006 and shall be used for the Selective Traffic Enforcement Program at the Department of Public Safety.
45. **Appropriations Limited to Revenue Collections: Driver Responsibility Program.** Included in the amounts appropriated above in Strategy B.1.1, Driver License and Records, pursuant to § 780.002, Health and Safety Code, and estimated to be \$1,314,000 in fiscal year 2008 and \$1,314,000 in fiscal year 2009 from the General Revenue Fund, is one percent of the surcharges collected by the driver responsibility program. These funds are appropriated above for the administration of the driver responsibility program.
- Also included in the amounts appropriated above in Strategy B.1.1, Driver License and Records, pursuant to § 708.155, Transportation Code, are amounts collected in excess of surcharge amounts of the driver responsibility program as vendor base compensation and related costs for the collection of the surcharges. These amounts are estimated to be \$8,308,200 in fiscal year 2008 and \$8,308,800 in fiscal year 2009 from the General Revenue Fund. All funds collected for vendor base compensation and related costs shall be processed in accordance with procedures established by the Comptroller of Public Accounts. The amount of vendor compensation shall not exceed rates specified in statute.
46. **Crash Records Information System.**²⁰ Included in the amounts appropriated above in Strategy B.1.4, Crash Records Information System, is \$750,000 in fiscal year 2008 and \$750,000 in fiscal year 2009 from the Insurance Companies Maintenance Tax and Insurance Department Fees No. 8042 for ongoing maintenance of the Crash Records Information System.
47. **Driver's License Office.** Included in the amounts appropriated above is \$9,900 in General Revenue Funds for the state fiscal year beginning September 1, 2007, and \$9,900 in General Revenue Funds for the state fiscal year beginning September 1, 2008, for the Department of Public Safety of the State of Texas to pay rent for the driver's license office in Katy.
48. **Staffing Patterns - Private Security Board.** From funds appropriated above, the Private Security Board shall achieve greater compliance with the Private Security Act by strategically

²⁰ Article IX, § 19.35, of this Act, due to the enactment of SB 766, 80th Legislature, Regular Session, transfers these funds to the Department of Transportation in Strategy D.2.1, Traffic Safety.

DEPARTMENT OF PUBLIC SAFETY
(Continued)

locating its investigators across the state to maximize the use of Department of Public Safety regional offices, minimize travel related costs, and support/represent a significant number of companies and persons regulated in the region. None of the funds appropriated above shall be expended to maintain or support offices that are located in the homes of any employees.

- 49. Private Security Board Vehicles.** From funds appropriated above, the Department of Public Safety shall maintain a minimum fleet of five vehicles for the Private Security Board. The vehicles are to be maintained in accordance with the State Vehicle Fleet Management Plan. The vehicles are for the sole use of the Private Security Board and are intended for use by investigators and are prohibited for use for commuting to and from work.
- 50. Appropriation Transfers Between Fiscal Years - Gasoline Contingency.** In addition to the transfer authority provided elsewhere in this Act, the Department of Public Safety (DPS) may transfer appropriations from the State Highway Fund No. 006 for fiscal year 2009 to fiscal year 2008, subject to the following conditions provided by this section:
- a. Transfers under this section may be requested only if the average price per gallon of gasoline paid by the agency during the first six months of fiscal year 2008 exceeds \$2.40 per gallon.
 - b. A request to transfer appropriations for fiscal year 2009 to fiscal year 2008 shall be submitted in writing to the Governor and the Legislative Budget Board. The request shall include a justification for the amount of funds to be transferred based on an estimate of the total gallons of gasoline consumed by the agency in a year and the average price per gallon paid over \$2.40 per gallon during the first six months of fiscal year 2008.
 - c. A transfer authorized by this section must receive the prior approval of the Governor and the Legislative Budget Board.
 - d. The Comptroller of Public Accounts shall cooperate as necessary to assist the completion of a transfer and spending made under this section.
- 51. Estimates of Future Federal Funds.** The Department of Public Safety (DPS) shall include estimates of future federal funding in the agency's Legislative Appropriations Request (LAR) based on historical amounts for all non-disaster related federal funds unless there is a specific indication that a federally funded project will be added, eliminated, or changed significantly. As part of the agency submission of the LAR, DPS shall notify the Governor and the Legislative Budget Board in writing of any such indication of federal funding changes including the Catalog of Federal Domestic Assistance number, the anticipated amount of the change, and the cause of the change.
- 52. Appropriation: Unexpended Balances of Construction Bonds.** Any unexpended balances as of August 31, 2007, for the Department of Public Safety (DPS) in the general obligation bond appropriations made by the Seventy-ninth Legislature for construction appropriations are hereby appropriated to DPS for the biennium beginning September 1, 2007. Unexpended balances appropriated for the 2008-09 biennium may be used only for previously approved construction of additional facilities and shall not be used for new construction of additional facilities (fiscal year 2007 unexpended balance estimated to be \$18,445,577 and included in the amounts appropriated above).
- 53. Physical Fitness Standards.** Out of funds appropriated above, the Department of Public Safety shall develop criteria that include physical fitness and appearance standards that must be met prior to any commissioned peace officer receiving a pay increase or promotion as authorized by Article IX, Section 2.01, Schedule C Classification Salary Schedule of this Act.
- 54. Estimates of Future Appropriated Receipts.** The Department of Public Safety (DPS) shall include estimates of future appropriated receipts in the agency's Legislative Appropriations Request (LAR) based on historical amounts unless there is a specific indication that the amount of appropriated receipts will change significantly.
- 55. Estimates of Future Criminal Justice Grants.** The Department of Public Safety (DPS) shall include estimates of future criminal justice grants in the agency's Legislative Appropriations Request (LAR) based on historical amounts unless there is a specific indication that the amount of criminal justice grants will change significantly.

DEPARTMENT OF PUBLIC SAFETY
(Continued)

- 56. Driver License Office in the Woodlands.** From funds appropriated above, the Department of Public Safety shall use \$227,838 in fiscal year 2008 and \$151,356 in fiscal year 2009 from State Highway Fund No. 6 to operate a driver license office in the Woodlands area. The "Number of Full-Time-Equivalents" indicated above includes 6 FTE in both fiscal years for the operation of the driver license office. This appropriation is contingent upon suitable office space provided in the Woodlands area to the Department of Public Safety at no cost to the agency.
- 57. Additional Capital Budget - Helicopter.** In addition to the provisions of Rider 3, Additional Capital Budget Authority, the Department of Public Safety is authorized to make the capital budget purchase of one additional helicopter in the amount of \$2,989,210 to be stationed in Amarillo utilizing seized funds. The Department is authorized two additional pilot investigator positions and one tactical flight officer. The "Number of Full Time Equivalent Positions (FTE)" figure indicated above is hereby increased by three. The Department is hereby appropriated \$981,275 for 2008 and \$675,835 for 2009 for the additional FTE positions, capital and operating costs from the State Highway Fund 006.
- 58. License Plate Reader Project.** The Texas Department of Public Safety may not spend funds appropriated by this Act for a license plate reader project or to purchase and deploy a license plate reader unless:
- a. the department establishes a policy and procedures requiring the immediate and systematic destruction of all license plate information collected through the project that is not linked in the database system to a stolen motor vehicle; and
 - b. the unlinked license plate information is being systematically purged from the database system.
- 59. Border Security.** From funds appropriated above, the Department of Public Safety shall use \$34,773,666 in fiscal year 2008 and \$9,671,199 in fiscal year 2009 from State Highway Fund 6 for enhanced border security operations including:
- a. Highway Patrol: \$6,517,794 in fiscal year 2008 and \$3,835,802 in fiscal year 2009 for salaries, training, operating costs, and equipment for 61 additional staff including 56 commissioned officers.
 - b. Narcotics Enforcement: \$1,874,829 in fiscal year 2008 and \$974,697 in fiscal year 2009 for salaries, training, operating costs, and equipment for 15 additional staff including nine commissioned officers.
 - c. Vehicle Theft Enforcement: \$1,132,196 in fiscal year 2008 and \$726,392 in fiscal year 2009 for salaries, training, operating costs, and equipment for ten additional staff including nine commissioned officers.
 - d. Special Crimes: \$1,177,975 in fiscal year 2008 and \$727,992 in fiscal year 2009 for salaries, training, operating costs, and equipment for ten additional staff including nine commissioned officers.
 - e. Texas Rangers: \$606,707 in fiscal year 2008 and \$375,888 in 2009 for salaries, training, operating costs, and equipment for five commissioned officers.
 - f. Recruit Schools: \$2,546,532 in fiscal year 2008 for training new commissioned officers.
 - g. Aircraft Operations: \$20,917,633 in fiscal year 2008 and \$3,030,428 in fiscal year 2009 for the purchase of four helicopters and 19 additional staff including 18 commissioned officers.
- 60. Contingency for Surge Operation Overtime for Local Law Enforcement.** Contingent on the Governor's certification to the Legislative Budget Board that all homeland security and disaster assistance federal funds, such as the Law Enforcement Terrorism Prevention Program, the State Homeland Security Program, and the Urban Areas Security Initiative Program, used during the past four years for overtime pay for local law enforcement for border security are

DEPARTMENT OF PUBLIC SAFETY
(Continued)

no longer available, the Division of Emergency Management (Goal D in the bill pattern of the Department of Public Safety) is hereby appropriated \$20,000,000 in fiscal year 2008 from General Revenue Funds to provide additional manpower by local law enforcement agencies for state surge operations for improved border security. These funds shall be used to provide grants to local law enforcement agencies for payment of overtime and per diem for local law enforcement officers. Prior to expenditure of the funds, the Division of Emergency Management shall provide a proposal for expenditure of the funds to the Legislative Budget Board.

61. **Dacoma Driver License Office Remodel/Expansion.** From funds appropriated above in Strategy B.1.1, Driver License and Records, the Department of Public Safety shall use \$1,735,776 in fiscal year 2008 and \$30,860 in fiscal year 2009 from State Highway Fund No. 6 to remodel, expand, and operate the Dacoma driver license office in Houston.
62. **Databases and Clearinghouses Related to Missing Persons and Children.** From funds appropriated above in Strategy C.1.3, Special Crimes, the Department of Public Safety (DPS) shall use \$1,250,000 in fiscal year 2008 and \$1,250,000 in fiscal year 2009 from General Revenue Funds for the administration and support of the University of North Texas Health Science Center at Fort Worth Missing Persons DNA Database and the Missing Children and Missing Persons Information Clearinghouse established under the Code of Criminal Procedure, Chapter 63. The “Number of Full-Time-Equivalents” indicated above includes 5 FTEs in both fiscal years for the administration and support of the programs. DPS shall use \$825,000 per year to make interagency contract payments to the University of North Texas Health Science Center at Fort Worth to administer the Missing Persons DNA Database. DPS shall use \$425,000 per year to pay department expenses associated with the Missing Persons DNA Database and the administration of the Missing Children and Missing Persons Information Clearinghouse.
63. **Appropriation Authority for Senate Joint Resolution 65 and Senate Bill 2033 General Obligation Bond Proceeds.** Included in amounts appropriated above in Strategy F.1.6, Physical Plant, in fiscal year 2008 is \$200,000,000 in general obligation bond proceeds for projects for the Department of Public Safety as described in Article IX Sec.19.71, Contingency for Senate Joint Resolution 65 and Senate Bill 2033, Eightieth Legislature, 2007, Regular Session. Such appropriation is contingent upon approval of a proposition by Texas voters in November 2007 as authorized by Senate Joint Resolution 65.

All projects funded herein with general obligation bond proceeds are subject to approval by the Legislative Budget Board prior to issuance of the bond proceeds by the Texas Public Finance Authority. Any unexpended and unobligated balances in general obligation bond proceeds described herein and remaining as of August 31, 2008 are hereby appropriated for the fiscal year beginning September 1, 2008 for the same purpose(s).

YOUTH COMMISSION

	For the Years Ending	
	August 31, 2008	August 31, 2009
Method of Financing:		
General Revenue Fund	\$ 235,023,994	\$ 215,714,326
GR Dedicated - Sexual Assault Program Account No. 5010	0	2,000,000
Federal Funds	12,089,553	11,002,934
<u>Other Funds</u>		
Appropriated Receipts	431,247	431,247
Interagency Contracts	1,172,250	1,172,250
Bond Proceeds - General Obligation Bonds	57,678,735	UB

YOUTH COMMISSION

(Continued)

Interagency Contracts - Transfer from Foundation School Fund No. 193	8,507,089	6,704,297
Subtotal, Other Funds	<u>\$ 67,789,321</u>	<u>\$ 8,307,794</u>
Total, Method of Financing	<u>\$ 314,902,868</u>	<u>\$ 237,025,054</u>

This bill pattern represents an estimated 100% of this agency's estimated total available funds for the biennium.

Number of Full-Time-Equivalents (FTE): ¹	4,273.9	4,273.9
--	---------	---------

Schedule of Exempt Positions:

Executive Director, Group 6	\$125,000	\$125,000
-----------------------------	-----------	-----------

Items of Appropriation:

A. Goal: PROTECT PUBLIC

Protect Public and Provide for TYC Youth while in Residential Care.

A.1.1. Strategy: ASSESSMENT AND ORIENTATION Assess & Orient Youth for Appropriate Treatment and Placement.	\$ 3,421,578	\$ 3,421,578
A.1.2. Strategy: INSTITUTIONAL SERVICES ^{2, 3} Provide TYC-operated Secure Correctional Programs.	\$ 125,838,180	\$ 110,010,668
A.1.3. Strategy: CONTRACTED CAPACITY Provide Additional Secure and Nonsecure Residential Capacity.	\$ 23,240,612	\$ 23,716,557
A.1.4. Strategy: HALFWAY HOUSE SERVICES Provide TYC-operated Nonsecure Correctional Programs.	\$ 7,707,482	\$ 7,707,482
A.1.5. Strategy: HEALTH CARE SERVICES Provide a System of Health Care.	\$ 19,946,620	\$ 20,494,420
A.1.6. Strategy: PSYCHIATRIC SERVICES Provide a System of Psychiatric Services.	\$ 1,826,965	\$ 1,890,074
A.1.7. Strategy: CONSTRUCT AND RENOVATE FACILITIES ⁴ Construct & Renovate TYC Facilities for Sufficient Capacity.	<u>\$ 57,678,735</u>	<u>\$ UB</u>

Total, Goal A: PROTECT PUBLIC	<u>\$ 239,660,172</u>	<u>\$ 167,240,779</u>
--------------------------------------	------------------------------	------------------------------

B. Goal: ENABLE PRODUCTIVITY

Enable TYC Youth to Become Productive and Responsible Citizens.

B.1.1. Strategy: EDUCATION AND WORKFORCE PROGRAMS Provide Academic, GED, and Workforce Preparation Programs.	\$ 29,824,377	\$ 24,873,955
--	---------------	---------------

C. Goal: PROVIDE REHABILITATION

Reduce Delinquent and Criminal Behavior of Youth Released from TYC.

C.1.1. Strategy: CORRECTIONAL TREATMENT Provide Correctional Treatment Programs.	\$ 17,251,431	\$ 14,743,432
--	---------------	---------------

¹ Incorporates Article IX, § 18.02 (c), of this Act, relating to data center consolidation, which reduces the FTE cap by 8.0 each fiscal year of the biennium; and Article IX, § 19.23 (b), relating to the establishment of a minimum length of stay review panel, which increases the FTE cap by 19.0 each fiscal year of the biennium.

² Incorporates Article IX, § 19.23 (b), of this Act, due to the enactment of SB 103, 80th Legislature, Regular Session, relating to the establishment of a minimum length of stay review panel, resulting in an increase in General Revenue Funds of \$1,051,135 in FY 2008 and \$1,028,335 in FY 2009.

³ Incorporates Youth Commission Rider 22, Contingency for Senate Bill 103, due to the enactment of SB 103, 80th Legislature, Regular Session, resulting in the transfer of \$300,000 in General Revenue Funds and 5 FTEs in each fiscal year from Strategy A.1.2, Institutional Services, to Strategy D.1.1, Central Administration, for the operations of the Office of Independent Ombudsman.

⁴ Incorporates Article IX, § 19.70, of this Act, relating to the appropriation of the remaining Proposition 8 general obligation bond proceeds, and Article IX, § 19.71, of this Act, relating to the contingent appropriation of general obligation bond proceeds, subject to the approval of a proposition by Texas voters as authorized by SJR 65, 80th Legislature, Regular Session.

YOUTH COMMISSION (Continued)

C.1.2. Strategy: SPECIALIZED CORRECTIONAL TREATMENT ⁵ Trtmnt for Capital/Sex Crimes, Drug Abuse, Emotional & Mental Problems.	\$ 5,415,458	\$ 7,415,458
C.1.3. Strategy: PAROLE SERVICES Provide a System of Parole Services.	\$ 9,369,262	\$ 9,369,262
C.1.4. Strategy: INTERSTATE AGREEMENT Interstate Agreement on Supvsn of Runaways, Probationers, and Parolees.	<u>\$ 258,659</u>	<u>\$ 258,659</u>
Total, Goal C: PROVIDE REHABILITATION	<u>\$ 32,294,810</u>	<u>\$ 31,786,811</u>
D. Goal: INDIRECT ADMINISTRATION		
D.1.1. Strategy: CENTRAL ADMINISTRATION ^{6, 7}	\$ 7,031,996	\$ 7,031,996
D.1.2. Strategy: INFORMATION RESOURCES ^{8, 9}	\$ 4,550,204	\$ 4,550,204
D.1.3. Strategy: OTHER SUPPORT SERVICES	<u>\$ 1,541,309</u>	<u>\$ 1,541,309</u>
Total, Goal D: INDIRECT ADMINISTRATION	<u>\$ 13,123,509</u>	<u>\$ 13,123,509</u>
Grand Total, YOUTH COMMISSION	<u><u>\$ 314,902,868</u></u>	<u><u>\$ 237,025,054</u></u>
Object-of-Expense Informational Listing:		
Salaries and Wages	\$ 172,769,272	\$ 147,180,180
Other Personnel Costs	4,607,004	4,028,450
Professional Fees and Services	24,121,858	19,271,803
Fuels and Lubricants	649,268	552,246
Consumable Supplies	2,230,589	1,757,137
Utilities	5,947,866	4,659,630
Travel	2,586,135	2,432,344
Rent - Building	1,792,215	1,760,202
Rent - Machine and Other	698,045	567,170
Other Operating Expense	39,495,211	48,083,258
Client Services	3,107,838	2,599,792
Food for Persons - Wards of State	2,986,878	2,603,241
Capital Expenditures	<u>53,910,689</u>	<u>1,529,601</u>
Total, Object-of-Expense Informational Listing	<u><u>\$ 314,902,868</u></u>	<u><u>\$ 237,025,054</u></u>
Estimated Allocations for Employee Benefits and Debt Service Appropriations Made Elsewhere in this Act:		
<u>Employee Benefits</u>		
Retirement	\$ 9,010,718	\$ 9,069,012
Group Insurance	26,856,824	26,835,323
Social Security	11,590,992	11,782,096
Benefits Replacement	<u>797,443</u>	<u>757,571</u>
Subtotal, Employee Benefits	<u>\$ 48,255,977</u>	<u>\$ 48,444,002</u>
<u>Debt Service</u>		
TPFA GO Bond Debt Service	\$ 20,321,894	\$ 23,232,597

⁵ Incorporates Article IX, § 19.74, of this Act, due to the enactment of HB 1751, 80th Legislature, Regular Session, relating to imposing a fee on admissions to certain sexually oriented businesses, resulting in an increase in General Revenue Dedicated Account 5010 of \$2,000,000 in FY 2009 for juvenile sex offender treatment.

⁶ Incorporates Youth Commission Rider 22, Contingency for Senate Bill 103, due to the enactment of SB 103, 80th Legislature, Regular Session, resulting in the transfer of \$300,000 in General Revenue Funds and 5 FTEs in each fiscal year from Strategy A.1.2, Institutional Services, to Strategy D.1.1, Central Administration, for the operations of the Office of Independent Ombudsman.

⁷ Incorporates Article IX, § 19.23 (a), of this Act, due to the enactment of SB 103, 80th Legislature, Regular Session, relating to the reimbursement of counties for the prosecution of criminal offenses or delinquent conduct committed at facilities of the Youth Commission, resulting in an increase in General Revenue Funds of \$100,000 in FY 2008 and \$100,000 in FY 2009.

⁸ Incorporates the passage of HB 15, § 30 (a)(16), 80th Legislature, Regular Session, relating to data center services, which appropriated \$839,500 out of General Revenue Funds for the purpose of making payments for data center services.

⁹ Incorporates the passage of HB 15, § 30 (n)(19), 80th Legislature, Regular Session, relating to data center services, which appropriated \$138,000 out of General Revenue Funds for the purpose of making payments for data center consolidation hardware upgrades and physical transfer of equipment.

YOUTH COMMISSION
(Continued)

Lease Payments	<u>1,186,944</u>	<u>1,166,077</u>
Subtotal, Debt Service	<u>\$ 21,508,838</u>	<u>\$ 24,398,674</u>
Total, Estimated Allocations for Employee Benefits and Debt Service Appropriations Made Elsewhere in this Act	<u>\$ 69,764,815</u>	<u>\$ 72,842,676</u>

1. **Performance Measure Targets.** The following is a listing of the key performance target levels for the Youth Commission. It is the intent of the Legislature that appropriations made by this Act be utilized in the most efficient and effective manner possible to achieve the intended mission of the Youth Commission. In order to achieve the objectives and service standards established by this Act, the Youth Commission shall make every effort to attain the following designated key performance target levels associated with each item of appropriation.

	<u>2008</u>	<u>2009</u>
A. Goal: PROTECT PUBLIC		
Outcome (Results/Impact):		
Turnover Rate of Juvenile Correctional Officers	35%	35%
A.1.1. Strategy: ASSESSMENT AND ORIENTATION		
Output (Volume):		
Average Daily Population: Assessment and Orientation	436	436
A.1.2. Strategy: INSTITUTIONAL SERVICES		
Output (Volume):		
Average Daily Population: Institutional Programs	2,292	2,292
Efficiencies:		
Capacity Cost in Institutional Programs Per Youth Day	149.11	130.63
A.1.3. Strategy: CONTRACTED CAPACITY		
Output (Volume):		
Average Daily Population: Contract Programs	641	641
Efficiencies:		
Capacity Cost in Contract Programs Per Youth Day	99.06	101.37
A.1.4. Strategy: HALFWAY HOUSE SERVICES		
Output (Volume):		
Average Daily Population: Halfway House Programs	218	218
Efficiencies:		
Capacity Cost in Halfway Houses Per Youth Day	96.6	96.86
A.1.5. Strategy: HEALTH CARE SERVICES		
Efficiencies:		
Cost of Health Care Services Per Youth Day	17.3	17.82
A.1.6. Strategy: PSYCHIATRIC SERVICES		
Efficiencies:		
Cost of Psychiatric Care Services Per Youth Day	1.58	1.64
B. Goal: ENABLE PRODUCTIVITY		
Outcome (Results/Impact):		
Diploma or GED Rate (TYC-operated Schools)	49%	49%
Percent Reading at Grade Level at Release	21%	21%
B.1.1. Strategy: EDUCATION AND WORKFORCE PROGRAMS		
Output (Volume):		
Average Daily Attendance in TYC-operated Schools	2,100	2,100
Percent of Math Level Gain	71%	71%
Percent of Reading Level Gain	72%	72%
Average Daily Attendance in Career and Technology Education Courses	1,050	1,050
C. Goal: PROVIDE REHABILITATION		
Outcome (Results/Impact):		
One-year Rearrest Rate	54%	54%
One-year Rearrest Rate for Violent Offenses	8.6%	8.6%
One-year Reincarceration Rate: Total	26%	26%
Three-year Reincarceration Rate: Total	48%	48%
C.1.1. Strategy: CORRECTIONAL TREATMENT		
Output (Volume):		
Average Daily Population: Correctional Treatment	2,750	2,750
Efficiencies:		
Correctional Treatment Cost Per Youth Day	17.14	14.69
C.1.2. Strategy: SPECIALIZED CORRECTIONAL TREATMENT		
Output (Volume):		
Average Daily Population: Specialized Correctional Treatment	934	934
Efficiencies:		
Specialized Correctional Treatment Cost Per Youth Day	15.84	15.89

YOUTH COMMISSION
(Continued)

C.1.3. Strategy: PAROLE SERVICES

Output (Volume):

Average Daily Population: Parole	3,051	3,126
----------------------------------	-------	-------

Efficiencies:

Parole Cost Per Youth Day	8.39	8.21
---------------------------	------	------

2. **Capital Budget.** None of the funds appropriated above may be expended for capital budget items except as listed below. The amounts shown below shall be expended only for the purposes shown and are not available for expenditure for other purposes. Amounts appropriated above and identified in this provision as appropriations either for "Lease payments to the Master Lease Purchase Program" or for items with an "(MLPP)" notation shall be expended only for the purpose of making lease-purchase payments to the Texas Public Finance Authority pursuant to the provisions of Government Code § 1232.103.

	<u>2008</u>	<u>2009</u>
a. Construction of Buildings and Facilities		
(1) New Construction at Existing Facilities and Construct One New Facility in a Metropolitan Area (SJR 65 / SB 2033) ¹⁰	\$ 27,862,719	\$ UB
b. Repair or Rehabilitation of Buildings and Facilities		
(1) Repair and Rehabilitation on Existing Facilities and Remodel Existing Dormitories in TYC Facilities (Proposition 8) ¹⁰	29,816,016	UB
c. Acquisition of Information Resource Technologies		
(1) Computer Workstation and Infrastructure Equipment Replacement – Business	270,590	381,422
(2) Computer Workstation and Infrastructure Equipment Replacement – Education	1,110,678	1,082,638
(3) Data Center Consolidation ¹¹	2,088,239	1,977,407
Total, Acquisition of Information Resource Technologies	<u>\$ 3,469,507</u>	<u>\$ 3,441,467</u>
d. Transportation Items		
(1) Vehicle Replacement (114 Cargo/Passenger Vehicles)	<u>1,232,714</u>	<u>1,116,391</u>
Total, Capital Budget	<u><u>\$ 62,380,956</u></u>	<u><u>\$ 4,557,858</u></u>

Method of Financing (Capital Budget):

General Revenue Fund	\$ 3,591,543	\$ 3,475,220
Federal Funds	1,110,678	1,082,638
Bond Proceeds - General Obligation Bonds	<u>57,678,735</u>	<u>UB</u>
Total, Method of Financing	<u><u>\$ 62,380,956</u></u>	<u><u>\$ 4,557,858</u></u>

3. **Interagency Contract Authorized, West Texas State School.** The Youth Commission is authorized to lease from The University of Texas, for a term of years and upon conditions that are mutually agreeable to the Youth Commission and The University of Texas, under authority of the Interagency Cooperation Act, certain facilities situated at Pyote Air Force Base, in Ward County, Texas (same being located in Block 16, University Lands). The Youth Commission is authorized to pay to The University of Texas as rental for such a lease a sum not to exceed \$3,000 per year.

¹⁰ Incorporates Article IX, § 19.70, of this Act, relating to the appropriation of the remaining Proposition 8 general obligation bond proceeds, and Article IX, § 19.71, of this Act, relating to the contingent appropriation of general obligation bond proceeds, subject to the approval of a proposition by Texas voters as authorized by SJR 65, 80th Legislature, Regular Session.

¹¹ Incorporates Article IX, § 18.02 (e), of this Act, relating to data center consolidation, which requires data center services expenditures to be categorized as a capital budget item.

YOUTH COMMISSION

(Continued)

4. **Appropriation of Other Agency Funds.** Any unexpended balances remaining in Independent School District Funds (not to exceed \$155,000 and included in the amounts above), the Student Benefit Fund (not to exceed \$250,000 and included in the amounts above), the Canteen Revolving Funds (not to exceed \$7,500 and included in the amounts above), and the Conference Account (not to exceed \$3,500 and included in the amounts above), any gifts, grants, and donations as of August 31, 2007, and August 31, 2008 (estimated to be \$247,000 per year and included in the amounts above), and any revenues accruing to those funds are appropriated to those funds for the succeeding fiscal years. Funds collected by vocational training shops at Youth Commission institutions, including unexpended balances as of August 31, 2007 (not to exceed \$35,000 and included in the amounts above), are hereby appropriated for the purpose of purchasing and maintaining parts, tools, and other supplies necessary for the operation of those shops. Funds collected for the sale or license of a treatment program, including unexpended balances from August 31, 2007, and August 31, 2008 (estimated to be \$25,000 in fiscal year 2008 and \$25,000 in fiscal year 2009 and included in the amounts above), shall be appropriated for the purpose of training and development related to the program.
5. **Revolving Funds.** The Youth Commission may establish out of any funds appropriated herein a revolving fund not to exceed \$10,000 in the Central Office, and \$10,000 in each institution, field office, or facility under its direction. Payments from these revolving funds may be made as directed by the commission. Reimbursement to such revolving funds shall be made out of appropriations provided for in this Article.
6. **Student Employment.** Subject to the approval of the Youth Commission, students residing in any Youth Commission facility may be assigned necessary duties in the operations of the facility and be paid on a limited basis out of any funds available to the respective institutions or facility not to exceed \$50,000 a year for each institution and \$10,000 a year for any other facility.
7. **Support Payment Collections.** The Youth Commission shall annually report to the Governor and to the Legislative Budget Board the number of active accounts, including the amounts owed to the state pursuant to the Texas Family Code, § 54.06 (a) court orders, and the total amount of funds collected.
8. **Federal Foster Care Claims.** Within the appropriations made above, the Texas Department of Family and Protective Services, the Youth Commission, and the Juvenile Probation Commission shall document possible foster care claims for children in juvenile justice programs and maintain an interagency agreement to implement strategies and responsibilities necessary to claim additional federal foster care funding; and consult with juvenile officials from other states and national experts in designing better foster care funding initiatives.
9. **Employee Medical Care.** Appropriations made in this Act for the Youth Commission not otherwise restricted in use may also be expended to provide medical attention by medical staff and infirmaries at Youth Commission facilities, or to pay necessary medical expenses, including the cost of broken eyeglasses and other health aids, for employees injured while performing the duties of any hazardous position which is not reimbursed by workers' compensation and/or employees' state insurance. For the purpose of this section, "hazardous position" shall mean one for which the regular and normal duties inherently involve the risk or peril of bodily injury or harm. Appropriations made in this Act not otherwise restricted in use may also be expended for medical tests and procedures on employees that are required by federal or state law or regulations when the tests or procedures are required as a result of the employee's job assignment or when considered necessary due to potential or existing litigation.
10. **Fire Prevention and Safety.** In instances in which regular employees of facilities operated by the Youth Commission are assigned extra duties on fire prevention teams or on special tactics and response teams, supplementary payments, not to exceed \$125 per month for team leaders and \$100 per month for team members, are authorized in addition to the salary rates stipulated by the provisions of Article IX of this Act relating to the position classifications and assigned salary ranges.
11. **Charges to Employees and Guests.**
 - a. Collections for services rendered Youth Commission employees and guests shall be made by a deduction from the recipient's salary or by cash payment in advance. Such deductions and other receipts for these services from employees and guests are hereby

YOUTH COMMISSION

(Continued)

appropriated to the facility. Refunds of excess collections shall be made from the appropriation to which the collection was deposited.

- b. As compensation for services rendered and notwithstanding any other provision in this Act, any facility under the jurisdiction of the Youth Commission may provide free meals for food service personnel and volunteer workers and may furnish housing facilities, meals, and laundry service in exchange for services rendered by interns, chaplains in training, and student nurses.
- 12. Specialized Treatment Report.** The Youth Commission shall, in its annual report, provide an assessment of the effectiveness of specialized treatment, emphasizing re-arrest rates of offenders receiving treatment.
- 13. Salaries, Education Professionals.**
- a. Each principal, supervisor, and classroom teacher employed in an institution operated by the Youth Commission shall receive a monthly salary to be computed as follows: The applicable monthly salary rate specified in § 21.402, Texas Education Code, as amended, shall be multiplied by ten to arrive at a ten month salary rate. Such rate shall be divided by the number of days required in § 21.401, Texas Education Code, for 10-month employees, and the resulting daily rate shall be multiplied by the number of on-duty days required of Youth Commission educators, resulting in the adjusted annual salary. The adjusted annual salary is to be divided by 12 to arrive at the monthly rate. Salary rates for educational aides commencing employment before September 1, 1999, shall be calculated in the same manner, using 60 percent of the salary rate specified in § 21.402, Texas Education Code.
 - b. The Youth Commission may authorize salary rates at amounts above the adjusted annual salary determined in the preceding formula, but such rates, including longevity for persons commencing employment on September 1, 1983, or thereafter, and excluding hazardous duty pay, shall never exceed the rates of pay for like positions paid in the public schools of the city in which the Youth Commission institution is located. Any authorized local increments will be in addition to adjusted annual salaries.
 - c. There is hereby appropriated to the Youth Commission from any unexpended balances on hand as of August 31, 2008, funds necessary to meet the requirements of this section in fiscal year 2009 in the event adjustments are made in the salary rates specified in the Texas Education Code or in salary rates paid by the public schools where Youth Commission facilities are located.
- 14. State-owned Housing Authorized.** As of September 1, 1998, the chief superintendent, assistant superintendent, and the director of security are authorized to live in state-owned housing at a rate determined by the commission. Notwithstanding general provisions of this Act, commission employees first employed at the Sheffield Boot Camp and West Texas State School on or after September 1, 1999, are authorized to live in state-owned housing at the same rate as persons employed prior to September 1, 1999. Other commission employees may live in state-owned housing as set forth in Article IX, § 11.05, State Owned Housing - Recover Housing Costs, of this Act. Fees for employee housing are hereby appropriated to be used for maintaining employee housing.
- 15. Appropriation Transfers Between Fiscal Years.** In addition to the transfer authority provided elsewhere in this Act, the Youth Commission may transfer appropriations in an amount not to exceed \$20.0 million made for fiscal year 2009 to fiscal year 2008 subject to the following conditions provided by this section:
- a. Transfers under this section may be made only if (1) juvenile correctional populations exceed appropriated areas of daily population targets or (2) for any other emergency expenditure, including expenditures necessitated by public calamity.
 - b. A transfer authorized by this section must receive prior approval from the Governor and the Legislative Budget Board.
 - c. The Comptroller of Public Accounts shall cooperate as necessary to assist the completion of a transfer and spending under this section.

YOUTH COMMISSION

(Continued)

- 16. Project RIO.** From the funds appropriated above and to ensure the efficient use of state resources, the Texas Workforce Commission, the Texas Department of Criminal Justice, and the Youth Commission together shall enhance the effectiveness of Project RIO by improving cohesive program delivery among the three agencies. The agencies shall together develop and implement a biennial strategic plan for the implementation of a more cohesive and effective Project RIO program which will emphasize necessary skill development, rehabilitation, and appropriate assessment of the offender prior to release. Not later than March 1, 2008, the biennial strategic plan, jointly prepared by the three agencies, and including specific strategies, measures, timeframes for program improvement, and a methodology for program evaluation, shall be submitted to the Legislative Budget Board and the Governor. The Texas Workforce Commission shall maintain interagency contracts at \$446,250 in each year of the biennium to the Youth Commission to fund Project RIO. The agencies shall enter into interagency contracts for the 2008-09 biennium to include the reporting of performance levels.
- 17. Training for GED and Reading Skills.** From the funds appropriated above in Strategy B.1.1, Education and Workforce Programs, the Youth Commission shall prioritize reading at grade level and preparation for the GED in its educational program. A report containing statistical information regarding student performance on the Test of Adult Basic Education (TABE) shall be submitted to the Legislative Budget Board and the Governor on or before December 1, 2008.
- 18. Salary Adjustment Authorized.** Notwithstanding other provisions of this Act, the Youth Commission is authorized to adjust salaries of Juvenile Correctional Officers I, Juvenile Correctional Officers II, Juvenile Correctional Officers III, Juvenile Correctional Officers IV, Juvenile Correctional Officers V, and Juvenile Correctional Officers VI to rates within the designated salary group for the purpose of recruiting, employing, and retaining career juvenile correctional personnel. Merit raises are prohibited for all Juvenile Correctional Officers who are receiving or are eligible to receive step adjustments in the career ladder system.
- 19. Human Resources Management Plan.** From funds appropriated above, the Youth Commission shall develop a Human Resources Management Plan designed to improve employee morale and retention. The plan must focus on reducing employee turnover through better management. The Youth Commission shall report, by October 1 of each year of the biennium, to the Legislative Budget Board and the Governor the employee turnover rate, by job category, at the agency during the preceding fiscal year. The effectiveness of an agency's plan shall be measured by whether or not there is a reduction in annual employee turnover rates at the agency, specifically by the reduction in the turnover rates for juvenile correctional officers.
- 20. Appropriation: Unexpended Balances of General Obligation Bond Proceeds.** Unobligated balances of General Obligation Bond Proceeds (estimated to be \$0) as of August 31, 2007, in appropriations made by the Seventy-ninth Legislature, are appropriated for the identical purposes for the biennium beginning September 1, 2007.
- 21. Appropriations Prohibited for Purposes of Payment to Certain Employees.** None of the appropriations made by this Act to the Youth Commission (TYC) may be distributed to or used to pay an employee of TYC who is required to register as a sex offender under Chapter 62, Code of Criminal Procedure, or has been convicted of an offense described in Article 42.12, Section 3g, Code of Criminal Procedure.
- 22. Contingency for Senate Bill 103.** Contingent upon the enactment of Senate Bill 103, or similar legislation establishing an Office of Independent Ombudsman, and from funds appropriated above in Strategy A.1.2, Institutional Services, \$300,000 in General Revenue Funds and 5 FTEs in fiscal year 2008 and \$300,000 in General Revenue Funds and 5 FTEs in fiscal year 2009 shall be transferred from Strategy A.1.2, Institutional Services, to Strategy D.1.1, Central Administration. The funds and FTEs transferred under this provision may be used only for the operations of the Office of Independent Ombudsman.
- 23. Managed Health Care and Psychiatric Services Contract.** From funds appropriated above, the Youth Commission (TYC) shall develop and manage a provider contract, or contracts, to deliver the most effective managed health care and psychiatric services for the best value. Potential service providers shall not be entitled to pass-through funding from TYC appropriations.

YOUTH COMMISSION

(Continued)

24. **Transfer of TYC Facilities.** The Youth Commission (TYC) shall transfer the Marlin Orientation and Assessment Unit and the John Shero Juvenile Correctional Facility to the Department of Criminal Justice not later than March 1, 2008.
25. **Rehabilitation Plan.** Amounts appropriated above include funds for the implementation of the Youth Commission rehabilitation plan. The agency shall provide to the Governor, Legislative Budget Board, Criminal Justice Legislative Oversight Committee, the Senate Criminal Justice Committee, and the House Corrections Committee a plan for the expenditure of funding associated with the rehabilitation plan by September 30, 2007. The plan shall include how funds are to be expended, implementation strategies, timelines, and benchmarks, and any other information requested by the Legislative Budget Board.

Not more than one month after each quarter of the fiscal year, the agency shall report to the Governor and Legislative Budget Board actual expenditures/savings and actual performance relative to benchmarks for each component of the rehabilitation plan including, but not limited to:

- a. The closure and transfer of facilities,
 - b. Reducing the capacity and remodeling of facilities,
 - c. Video surveillance systems,
 - d. Contracted bed capacity,
 - e. Implementation of 1:12 Juvenile Correctional Officer staffing ratios,
 - f. Implementation of an integrated healthcare and psychiatric delivery program,
 - g. Increased staffing,
 - h. Implementation of an Incident Reporting Call Center,
 - i. Transfers between strategies, and
 - j. Other items as requested by the Legislative Budget Board.
26. **Transfer Authority between Strategies.** Notwithstanding any other provision of this bill, the Youth Commission (TYC) may transfer up to 25 percent of appropriations between Strategy A.1.2, Institutional Services, and Strategy A.1.3, Contracted Capacity, subject to the approval of the Legislative Budget Board (LBB). Once the cumulative effect of the transfers between these strategies exceeds the limits established under Article IX, Section 14.01, TYC shall submit a written request for approval to the LBB at least 21 days prior to the proposed date of transfer of any additional funds. Requests shall include the strategy from which the transfer is to be made and the strategy for which the transfer is to be made; the amount of the transfer; the need to be served through the original appropriation and the reason for the decrease in need; the need to be served in the strategy receiving the funds; and any other information requested by the LBB. If the LBB does not issue a written disapproval within 21 days of the receipt of the agency's request, the request shall be considered approved.
27. **Appropriation Authority for Proposition 8 and Senate Joint Resolution 65 / Senate Bill 2033 General Obligation Bond Proceeds.** Included in the amounts appropriated above in Strategy A.1.7, Construct and Renovate Facilities, in fiscal year 2008 is \$29,816,016 in general obligation bond proceeds for projects for the Youth Commission as described in Article IX, §19.70, Appropriations of Remaining Proposition 8 General Obligation Bond Proceeds.

In addition, included in amounts appropriated above in Strategy A.1.7, Construct and Renovate Facilities, in fiscal year 2008 is \$27,862,719 in general obligation bond proceeds for projects for the Youth Commission as described in Article IX, §19.71, Contingency for Senate Joint Resolution 65 and Senate Bill 2033, Eightieth Legislature, 2007, Regular Session. Such appropriation is contingent upon approval of a proposition by Texas voters in November 2007 as authorized by Senate Joint Resolution 65.

All projects funded herein with general obligation bond proceeds are subject to approval by the Legislative Budget Board prior to issuance of the bond proceeds by the Texas Public Finance Authority. Any unexpended and unobligated balances in general obligation bond proceeds described herein and remaining as of August 31, 2008 are hereby appropriated for the fiscal year beginning September 1, 2008 for the same purpose(s).

RETIREMENT AND GROUP INSURANCE

	For the Years Ending	
	August 31, 2008	August 31, 2009
Method of Financing:		
General Revenue Fund, estimated	\$ 395,854,331	\$ 405,027,966
General Revenue Dedicated Accounts, estimated	2,955,647	3,007,328
Federal Funds, estimated	6,999,252	7,145,346
State Highway Fund No. 006, estimated	<u>86,663,924</u>	<u>89,254,355</u>
Total, Method of Financing	<u>\$ 492,473,154</u>	<u>\$ 504,434,995</u>
Items of Appropriation:		
A. Goal: EMPLOYEES RETIREMENT SYSTEM		
A.1.1. Strategy: RETIREMENT CONTRIBUTIONS^{1, 2} Retirement Contributions. Estimated.	\$ 112,742,256	\$ 115,292,093
A.1.2. Strategy: GROUP INSURANCE³ Group Insurance. Estimated.	\$ 352,674,483	\$ 361,815,924
A.1.3. Strategy: PUBLIC SAFETY BENEFITS Public Safety Benefits. Estimated.	\$ 5,614,952	\$ 5,671,101
A.1.4. Strategy: LECOS RETIREMENT PROGRAM LECOS Retirement Program. Estimated.	<u>\$ 21,441,463</u>	<u>\$ 21,655,877</u>
Total, Goal A: EMPLOYEES RETIREMENT SYSTEM	<u>\$ 492,473,154</u>	<u>\$ 504,434,995</u>
Grand Total, RETIREMENT AND GROUP INSURANCE	<u>\$ 492,473,154</u>	<u>\$ 504,434,995</u>

¹ Incorporates Article IX, § 18.02 (d)(2), of this Act, relating to data center consolidation, which reduces Retirement benefits proportionally with the number of full-time equivalents reduced from agency bill patterns, resulting in an All Funds reduction of \$103,506 in FY 2008 and \$103,506 in FY 2009.

² SB 1847, 80th Legislature, Regular Session, relating to collection of member contributions, did not pass, resulting in an All Funds reduction of \$4,366,503 in FY 2008 and \$4,432,000 in FY 2009.

³ Incorporates Article IX, § 18.02 (d)(3), of this Act, relating to data center consolidation, which reduces Group Insurance benefits proportionally with the number of full-time equivalents reduced from agency bill patterns, resulting in an All Funds reduction of \$227,714 in FY 2008 and \$227,714 in FY 2009.

SOCIAL SECURITY AND BENEFIT REPLACEMENT PAY

	For the Years Ending	
	August 31, 2008	August 31, 2009
Method of Financing:		
General Revenue Fund, estimated	\$ 122,242,136	\$ 124,264,743
General Revenue Dedicated Accounts, estimated	806,949	815,496
Federal Funds, estimated	2,658,199	2,655,190
<u>Other Funds</u>		
Other Special State Funds, estimated	225,760	229,146
State Highway Fund No. 006, estimated	30,926,343	31,188,677
Subtotal, Other Funds	<u>\$ 31,152,103</u>	<u>\$ 31,417,823</u>
Total, Method of Financing	<u>\$ 156,859,387</u>	<u>\$ 159,153,252</u>
Items of Appropriation:		
A. Goal: SOCIAL SECURITY/BENEFIT REPLACEMENT		
Comptroller - Social Security.		
A.1.1. Strategy: STATE MATCH -- EMPLOYER¹ State Match — Employer. Estimated.	\$ 140,596,051	\$ 143,703,083

¹ Incorporates Article IX, § 18.02 (d)(1), of this Act, relating to the data center consoidation, which reduces Social Security benefits proportionally with the number of full-time equivalents reduced from agency bill patterns, resulting in an All Funds reduction of \$122,763 in FY 2008 and \$122,763 in FY 2009.

SOCIAL SECURITY AND BENEFIT REPLACEMENT PAY
(Continued)

A.1.2. Strategy: BENEFIT REPLACEMENT PAY	\$ 16,263,336	\$ 15,450,169
Benefit Replacement Pay. Estimated.		
Total, Goal A: SOCIAL SECURITY/BENEFIT REPLACEMENT	\$ 156,859,387	\$ 159,153,252
Grand Total, SOCIAL SECURITY AND BENEFIT REPLACEMENT PAY	\$ 156,859,387	\$ 159,153,252

BOND DEBT SERVICE PAYMENTS

	For the Years Ending	
	August 31, 2008	August 31, 2009
Method of Financing:		
General Revenue Fund	\$ 266,945,581	\$ 297,806,561
Current Fund Balance	250,000	250,000
Total, Method of Financing	\$ 267,195,581	\$ 298,056,561
Items of Appropriation:		
A. Goal: FINANCE CAPITAL PROJECTS		
A.1.1. Strategy: BOND DEBT SERVICE ¹	\$ 267,195,581	\$ 298,056,561 & UB
To Texas Public Finance Authority for Payment of Bond Debt Service.		
Grand Total, BOND DEBT SERVICE PAYMENTS	\$ 267,195,581	\$ 298,056,561

¹ Incorporates Article IX, § 19.70, of this Act, relating to appropriation of debt service payments on the remaining Proposition 8 general obligation bond proceeds and/or Article IX, § 19.71, of this Act, for debt service payments relating to contingent appropriation of general obligation bond proceeds, subject to the approval of a proposition by Texas voters as authorized by SJR 65, 80th Legislature, Regular Session.

LEASE PAYMENTS

	For the Years Ending	
	August 31, 2008	August 31, 2009
Method of Financing:		
General Revenue Fund	\$ 2,239,742	\$ 2,202,410
Total, Method of Financing	\$ 2,239,742	\$ 2,202,410
Items of Appropriation:		
A. Goal: FINANCE CAPITAL PROJECTS		
A.1.1. Strategy: LEASE PAYMENTS ¹	\$ 2,239,742	\$ 2,202,410 & UB
To TFC for Payment to TPFA.		
Grand Total, LEASE PAYMENTS	\$ 2,239,742	\$ 2,202,410

¹ HB 3560, 80th Legislature, Regular Session, abolished the Texas Building and Procurement Commission (TBPC) and created the Texas Facilities Commission (TFC), effective September 1, 2007.

**SPECIAL PROVISIONS RELATING TO
PUBLIC SAFETY AND CRIMINAL JUSTICE AGENCIES**

Sec. 2. Authorization to Receive, Administer, and Disburse Federal Crime Funds. Out of funds appropriated above, the Department of Criminal Justice, the Juvenile Probation Commission, and the Youth Commission, may allocate matching funds in order to secure federal grants for the construction, expansion, renovation, and operation of correctional facilities and services, as authorized by federal legislation. These agencies are authorized to receive and disburse, in accordance with plans acceptable to the responsible federal agency, all federal monies that are made available to the state for programs, projects, or services that otherwise could not be funded or undertaken without the receipt of such funding. Such federal funds are hereby appropriated to the specific purpose or purposes for which they are granted or otherwise made available. At least 45 days prior to any expenditure of such federal funds, documentation of the proposed use of the funds shall be provided to the Legislative Budget Board and the Governor.

Sec. 3. Federally Funded Projects. Consistent with the provisions in Article IX, § 6.10, state public safety and criminal justice agencies may exceed the limitations on full-time equivalent employees (FTEs) indicated in their appropriations only if the number of FTEs whose salaries, benefits, and other expenses related to employment that are 100 percent federally funded exceed the numbers indicated below which are included in the agencies' appropriations.

	<u>2008</u>	<u>2009</u>
a. Adjutant General's Department ¹	404	404
b. Alcoholic Beverage Commission	0	0
c. Department of Criminal Justice	0	0
d. Commission on Fire Protection	0	0
e. Commission on Jail Standards	0	0
f. Juvenile Probation Commission	5	5
g. Commission on Law Enforcement Officer Standards and Education	0	0
h. Department of Public Safety	313	313
i. Youth Commission	32	32

¹ Incorporates Rider 19, Adjutant General's Department, Article V of this Act, due to the enactment of SB 1724, 80th Legislature, Regular Session, relating to abolishing the Texas Military Facilities Commission and transferring its functions to the Adjutant General's Department.

**RECAPITULATION - ARTICLE V
PUBLIC SAFETY AND CRIMINAL JUSTICE
(General Revenue)¹**

	For the Years Ending	
	August 31, 2008	August 31, 2009
Adjutant General's Department	\$ 15,135,641	\$ 13,705,363
Alcoholic Beverage Commission	39,765,067	39,302,342
Department of Criminal Justice	2,678,892,464	2,706,854,999
Commission on Fire Protection	2,856,818	2,851,318
Commission on Jail Standards	902,848	902,847
Juvenile Probation Commission	121,154,476	125,577,871
Department of Public Safety	15,893,121	15,936,179
Contingency Appropriations	<u>63,704,714</u>	<u>0</u>
Total	79,597,835	15,936,179
Youth Commission	<u>235,023,994</u>	<u>215,714,326</u>
Subtotal, Public Safety and Criminal Justice	<u>\$ 3,173,329,143</u>	<u>\$ 3,120,845,245</u>
Retirement and Group Insurance	395,854,331	405,027,966
Social Security and Benefit Replacement Pay	<u>122,242,136</u>	<u>124,264,743</u>
Subtotal, Employee Benefits	<u>\$ 518,096,467</u>	<u>\$ 529,292,709</u>
Bond Debt Service Payments	266,945,581	297,806,561
Lease Payments	<u>2,239,742</u>	<u>2,202,410</u>
Subtotal, Debt Service	<u>\$ 269,185,323</u>	<u>\$ 300,008,971</u>
TOTAL, ARTICLE V - PUBLIC SAFETY AND CRIMINAL JUSTICE	<u><u>\$ 3,960,610,933</u></u>	<u><u>\$ 3,950,146,925</u></u>

¹ Appropriation figures in HB 1, Conference Committee Report, 80th Legislature, Regular Session, have been adjusted to incorporate certain provisions elsewhere in agency bill patterns, certain Article IX appropriations, Governor's vetoes, HB 15, and other miscellaneous bills. For specific adjustments, please see agency bill patterns.

**RECAPITULATION - ARTICLE V
PUBLIC SAFETY AND CRIMINAL JUSTICE
(General Revenue - Dedicated)¹**

	For the Years Ending	
	August 31, 2008	August 31, 2009
Department of Criminal Justice	\$ 3,520,967	\$ 5,770,967
Commission on Law Enforcement Officer Standards and Education	2,671,244	2,692,256
Department of Public Safety	926,292	1,089,689
Youth Commission	<u>0</u>	<u>2,000,000</u>
Subtotal, Public Safety and Criminal Justice	<u>\$ 7,118,503</u>	<u>\$ 11,552,912</u>
Retirement and Group Insurance	2,955,647	3,007,328
Social Security and Benefit Replacement Pay	<u>806,949</u>	<u>815,496</u>
Subtotal, Employee Benefits	<u>\$ 3,762,596</u>	<u>\$ 3,822,824</u>
TOTAL, ARTICLE V - PUBLIC SAFETY AND CRIMINAL JUSTICE	<u>\$ 10,881,099</u>	<u>\$ 15,375,736</u>

¹ Appropriation figures in HB 1, Conference Committee Report, 80th Legislature, Regular Session, have been adjusted to incorporate certain provisions elsewhere in agency bill patterns, certain Article IX appropriations, Governor’s vetoes, HB 15, and other miscellaneous bills. For specific adjustments, please see agency bill patterns.

**RECAPITULATION - ARTICLE V
PUBLIC SAFETY AND CRIMINAL JUSTICE
(Federal Funds)¹**

	For the Years Ending	
	August 31, 2008	August 31, 2009
Adjutant General's Department	\$ 78,763,101	\$ 54,140,250
Alcoholic Beverage Commission	351,200	351,200
Department of Criminal Justice	17,854,652	17,854,652
Juvenile Probation Commission	28,033,420	28,033,420
Department of Public Safety	154,826,701	155,926,701
Youth Commission	<u>12,089,553</u>	<u>11,002,934</u>
Subtotal, Public Safety and Criminal Justice	<u>\$ 291,918,627</u>	<u>\$ 267,309,157</u>
Retirement and Group Insurance	6,999,252	7,145,346
Social Security and Benefit Replacement Pay	<u>2,658,199</u>	<u>2,655,190</u>
Subtotal, Employee Benefits	<u>\$ 9,657,451</u>	<u>\$ 9,800,536</u>
TOTAL, ARTICLE V - PUBLIC SAFETY AND CRIMINAL JUSTICE	<u><u>\$ 301,576,078</u></u>	<u><u>\$ 277,109,693</u></u>

¹ Appropriation figures in HB 1, Conference Committee Report, 80th Legislature, Regular Session, have been adjusted to incorporate certain provisions elsewhere in agency bill patterns, certain Article IX appropriations, Governor’s vetoes, HB 15, and other miscellaneous bills. For specific adjustments, please see agency bill patterns.

**RECAPITULATION - ARTICLE V
PUBLIC SAFETY AND CRIMINAL JUSTICE
(Other Funds)¹**

	For the Years Ending	
	August 31, 2008	August 31, 2009
Adjutant General's Department	\$ 20,379,378	\$ 2,476,666
Alcoholic Beverage Commission	105,000	105,000
Department of Criminal Justice	399,581,824	57,181,816
Commission on Fire Protection	18,000	18,000
Commission on Jail Standards	6,000	6,000
Juvenile Probation Commission	12,593,596	12,889,056
Commission on Law Enforcement Officer Standards and Education	279,500	279,500
Department of Public Safety	747,535,086	485,020,913
Rider Appropriations	<u>981,275</u>	<u>675,835</u>
Total	748,516,361	485,696,748
Youth Commission	<u>67,789,321</u>	<u>8,307,794</u>
Subtotal, Public Safety and Criminal Justice	\$ 1,249,268,980	\$ 566,960,580
Retirement and Group Insurance	86,663,924	89,254,355
Social Security and Benefit Replacement Pay	<u>31,152,103</u>	<u>31,417,823</u>
Subtotal, Employee Benefits	\$ 117,816,027	\$ 120,672,178
Bond Debt Service Payments	<u>250,000</u>	<u>250,000</u>
Subtotal, Debt Service	\$ 250,000	\$ 250,000
Less Interagency Contracts	\$ 68,284,487	\$ 66,777,154
TOTAL, ARTICLE V - PUBLIC SAFETY AND CRIMINAL JUSTICE	<u>\$ 1,299,050,520</u>	<u>\$ 621,105,604</u>

¹ Appropriation figures in HB 1, Conference Committee Report, 80th Legislature, Regular Session, have been adjusted to incorporate certain provisions elsewhere in agency bill patterns, certain Article IX appropriations, Governor's vetoes, HB 15, and other miscellaneous bills. For specific adjustments, please see agency bill patterns.

**RECAPITULATION - ARTICLE V
PUBLIC SAFETY AND CRIMINAL JUSTICE
(All Funds)¹**

	For the Years Ending	
	August 31, 2008	August 31, 2009
Adjutant General's Department	\$ 114,278,120	\$ 70,322,279
Alcoholic Beverage Commission	40,221,267	39,758,542
Department of Criminal Justice	3,099,849,907	2,787,662,434
Commission on Fire Protection	2,874,818	2,869,318
Commission on Jail Standards	908,848	908,847
Juvenile Probation Commission	161,781,492	166,500,347
Commission on Law Enforcement Officer Standards and Education	2,950,744	2,971,756
Department of Public Safety	919,181,200	657,973,482
Rider Appropriations	981,275	675,835
Contingency Appropriations	<u>63,704,714</u>	<u>0</u>
Total	983,867,189	658,649,317
Youth Commission	<u>314,902,868</u>	<u>237,025,054</u>
Subtotal, Public Safety and Criminal Justice	\$ 4,721,635,253	\$ 3,966,667,894
Retirement and Group Insurance	492,473,154	504,434,995
Social Security and Benefit Replacement Pay	<u>156,859,387</u>	<u>159,153,252</u>
Subtotal, Employee Benefits	\$ 649,332,541	\$ 663,588,247
Bond Debt Service Payments	267,195,581	298,056,561
Lease Payments	<u>2,239,742</u>	<u>2,202,410</u>
Subtotal, Debt Service	\$ 269,435,323	\$ 300,258,971
Less Interagency Contracts	\$ 68,284,487	\$ 66,777,154
TOTAL, ARTICLE V - PUBLIC SAFETY AND CRIMINAL JUSTICE	<u>\$ 5,572,118,630</u>	<u>\$ 4,863,737,958</u>
Number of Full-Time-Equivalents (FTE)	53,058.1	53,458.1

¹ Appropriation figures in HB 1, Conference Committee Report, 80th Legislature, Regular Session, have been adjusted to incorporate certain provisions elsewhere in agency bill patterns, certain Article IX appropriations, Governor's vetoes, HB 15, and other miscellaneous bills. For specific adjustments, please see agency bill patterns.

ARTICLE VI

NATURAL RESOURCES

Sec. 1. The several sums of money herein specified, or so much thereby as may be necessary, are appropriated out of any funds in the State Treasury not otherwise appropriated, or out of special funds as indicated, for the support, maintenance, or improvement of the designated natural resources agencies.

DEPARTMENT OF AGRICULTURE

	For the Years Ending	
	August 31, 2008	August 31, 2009
Method of Financing:		
General Revenue Fund	\$ 63,058,504	\$ 56,402,700
<u>General Revenue Fund - Dedicated</u>		
Young Farmer Loan Guarantee Account No. 5002	106,469	106,469
GO TEXAN Partner Program Account No. 5051	1,076,277	76,278
Subtotal, General Revenue Fund - Dedicated	<u>\$ 1,182,746</u>	<u>\$ 182,747</u>
Federal Funds	277,902,802	277,902,795
<u>Other Funds</u>		
Farm and Ranch Finance Program Fund Account No. 575	82,437	82,437
Appropriated Receipts	3,776,450	2,908,246
Texas Agricultural Fund No. 683	270,089	270,089
Interagency Contracts	802,715	802,715
Subtotal, Other Funds	<u>\$ 4,931,691</u>	<u>\$ 4,063,487</u>
Total, Method of Financing	<u><u>\$ 347,075,743</u></u>	<u><u>\$ 338,551,729</u></u>
Other Direct and Indirect Costs Appropriated Elsewhere in this Act		
	\$ 490,107	\$ 495,250
This bill pattern represents an estimated 95% of this agency's estimated total available funds for the biennium.		
Number of Full-Time-Equivalents (FTE): ^{1, 2}	650.5	650.5
Schedule of Exempt Positions:		
Commissioner of Agriculture, Group 6	\$137,500	\$137,500
Items of Appropriation:		
A. Goal: MARKETS & PUBLIC HEALTH		
Expand Markets While Protecting Public Health & Natural Resources.		
A.1.1. Strategy: GENERATE MARKETING OPPORTUNITIES ^{3, 4, 5}		
Generate Marketing Opportunities for Texas Agriculture.	\$ 28,855,084	\$ 20,545,717

¹ Incorporates the passage of HB 2458, 80th Legislature, Regular Session, which transfers the Texas Structural Pest Control Board’s obligations, property, full-time equivalents positions, performance measures, rights, powers and duties to the Texas Department of Agriculture, including transfer of All Funds in the amounts of \$1,708,727 in FY 2008 and \$1,688,228 in FY 2009, and 35.0 FTEs per fiscal year.

² Incorporates Article IX, § 18.02 (c), of this Act, relating to data center consolidation, which reduces the FTE cap by 1.0 each fiscal year of the biennium.

³ Incorporates Article IX, § 19.06, of this Act, due to the enactment of HB 407, 80th Legislature, Regular Session, relating to establishing a home-delivered meal program at the Department of Agriculture, resulting in an increase in General Revenue Funds of \$10,000,000 in each fiscal year.

⁴ Incorporates the passage of HB 15, § 30 (n)(16), 80th Legislature, Regular Session, relating to data center services, which appropriated \$126,582 out of General Revenue Funds for the purpose of making payments for data center consolidation hardware upgrades and physical transfer of equipment.

⁵ Incorporates the passage of HB 15, § 30 (l), 80th Legislature, Regular Session, relating to data center services, which reduces appropriations by \$105,478 out of General Revenue funds for reduced costs related to the data center consolidation.

DEPARTMENT OF AGRICULTURE
(Continued)

A.1.2. Strategy: REGULATE PESTICIDE USE ^{6, 7}	\$	6,221,073	\$	6,221,073
A.1.3. Strategy: INTEGRATED PEST MANAGEMENT [*] Reduce Pesticide Use through Integrated Pest Management Practices.	\$	17,135,975	\$	17,135,976
A.1.4. Strategy: CERTIFY PRODUCE Certify Fruits, Vegetables and Peanuts to Enhance Their Marketability.	\$	<u>138,798</u>	\$	<u>138,798</u>
Total, Goal A: MARKETS & PUBLIC HEALTH	\$	<u>52,350,930</u>	\$	<u>44,041,564</u>
B. Goal: ENFORCE STANDARDS Protect Consumers, Establish and Enforce Standards for Ag Commodities.				
B.1.1. Strategy: SURVEILLANCE/BIOSECURITY EFFORTS [*] Implement Surveillance and Biosecurity Efforts for Pests/Diseases.	\$	2,688,254	\$	2,494,111
B.1.2. Strategy: VERIFY SEED QUALITY [*] Verify the Quality and Type of Seed Desired.	\$	3,092,720	\$	3,092,721
B.1.3. Strategy: AGRICULTURAL COMMODITY REGULATION [*] Regulate Commodity through Verification, Licensing, Inspect, & Enfmnt.	\$	1,224,291	\$	1,224,291
B.1.4. Strategy: STRUCTURAL PEST CONTROL ⁸	\$	<u>1,708,727</u>	\$	<u>1,688,228</u>
Total, Goal B: ENFORCE STANDARDS	\$	<u>8,713,992</u>	\$	<u>8,499,351</u>
C. Goal: ENSURE PROPER MEASUREMENT Increase Likelihood That Goods Offered for Sale Are Properly Measured.				
C.1.1. Strategy: INSPECT MEASURING DEVICES [*] Inspect Weighing and Measuring Devices/Reduce Violations.	\$	2,933,025	\$	2,933,024
D. Goal: FOOD AND NUTRITION Provide Funding and Assistance on Food and Nutrition Programs.				
D.1.1. Strategy: SUPPORT NUTRITION PROGRAMS Support Nutrition Programs in Schools.	\$	11,732,939	\$	11,732,939
D.2.1. Strategy: NUTRITION ASSISTANCE	\$	<u>266,744,714</u>	\$	<u>266,744,707</u>
Total, Goal D: FOOD AND NUTRITION	\$	<u>278,477,653</u>	\$	<u>278,477,646</u>
E. Goal: FOOD AND FIBERS COMMISSION Support and Coordinate Fibers and Food Protein Research.				
E.1.1. Strategy: RESEARCH AND DEVELOPMENT Review, Coordinate, and Fund Research and Development Programs.	\$	4,600,143	\$	4,600,144
Grand Total, DEPARTMENT OF AGRICULTURE	\$	<u>347,075,743</u>	\$	<u>338,551,729</u>
Object-of-Expense Informational Listing:				
Salaries and Wages	\$	27,608,934	\$	27,649,499
Other Personnel Costs		1,260,471		1,278,679
Professional Fees and Services		2,352,714		2,297,147
Fuels and Lubricants		780,189		780,189
Consumable Supplies		626,593		554,326
Utilities		787,027		787,026
Travel		992,537		993,129
Rent - Building		1,045,882		1,045,881
Rent - Machine and Other		405,276		405,275

⁶ Incorporates the passage of HB 15, § 30 (n)(16), 80th Legislature, Regular Session, relating to data center services, which appropriated \$126,582 out of General Revenue Funds for the purpose of making payments for data center consolidation hardware upgrades and physical transfer of equipment.

⁷ Incorporates the passage of HB 15, § 30 (l), 80th Legislature, Regular Session, relating to data center services, which reduces appropriations by \$105,478 out of General Revenue funds for reduced costs related to the data center consolidation.

⁸ Incorporates the passage of HB 2458, 80th Legislature, Regular Session, which transfers the Texas Structural Pest Control Board's obligations, property, full-time equivalents positions, performance measures, rights, powers and duties to the Texas Department of Agriculture, including transfer of All Funds in the amounts of \$1,708,727 in FY 2008 and \$1,688,228 in FY 2009, and 35.0 FTEs per fiscal year.

DEPARTMENT OF AGRICULTURE
(Continued)

Other Operating Expense	12,569,484	11,190,777
Client Services	259,779,581	260,499,580
Grants	37,097,444	30,249,860
Capital Expenditures	<u>1,769,611</u>	<u>820,361</u>

Total, Object-of-Expense Informational Listing	<u>\$ 347,075,743</u>	<u>\$ 338,551,729</u>
---	------------------------------	------------------------------

Estimated Allocations for Employee Benefits and Debt Service Appropriations Made Elsewhere in this Act:

Employee Benefits

Retirement	\$ 1,443,588	\$ 1,465,242
Group Insurance	4,445,035	4,574,493
Social Security	1,746,580	1,772,779
Benefits Replacement	<u>202,013</u>	<u>191,913</u>

Subtotal, Employee Benefits	<u>\$ 7,837,216</u>	<u>\$ 8,004,427</u>
-----------------------------	---------------------	---------------------

Debt Service

TPFA GO Bond Debt Service	\$ 4,201	\$ 4,084
Lease Payments	<u>123,305</u>	<u>121,996</u>

Subtotal, Debt Service	<u>\$ 127,506</u>	<u>\$ 126,080</u>
------------------------	-------------------	-------------------

Total, Estimated Allocations for Employee Benefits and Debt Service Appropriations Made Elsewhere in this Act	<u>\$ 7,964,722</u>	<u>\$ 8,130,507</u>
--	----------------------------	----------------------------

- 1. Performance Measure Targets.** The following is a listing of the key performance target levels for the Department of Agriculture. It is the intent of the Legislature that appropriations made by this Act be utilized in the most efficient and effective manner possible to achieve the intended mission of the Department of Agriculture. In order to achieve the objectives and service standards established by this Act, the Department of Agriculture shall make every effort to attain the following designated key performance target levels associated with each item of appropriation.

	<u>2008</u>	<u>2009</u>
A. Goal: MARKETS & PUBLIC HEALTH		
Outcome (Results/Impact):		
Percent Increase from the Previous Biennium in the		
Number of Marketing Opportunities for Individuals		
Enrolled in TDA Marketing Programs	5%	5%
Percent of Texas Farmers, Ranchers and Agribusinesses		
Inspected Found to Be in Full Compliance with Pesticide		
Laws	97%	97%
Percent of Total Technical Assists to Rural Communities	55%	55%
A.1.1. Strategy: GENERATE MARKETING OPPORTUNITIES		
Output (Volume):		
Number of Acres Inspected for Seed Certification	200,000	200,000
Number of Rural Communities Assisted	600	600
Rural Development Activities and Events Held	120	120
Businesses Developed as Expansion and Recruitment		
Prospects in Rural Texas	975	975
A.1.2. Strategy: REGULATE PESTICIDE USE		
Output (Volume):		
Number of Pesticide Complaint Investigations Conducted	225	225
A.1.3. Strategy: INTEGRATED PEST MANAGEMENT		
Output (Volume):		
Hours Spent Informing Producers and Surveying Cotton		
for Compliance with Cotton Stalk Destruction		
Deadlines	11,500	11,500
Number of Inspections to Verify Compliance for		
Organic or Other Crop Production Certification		
Programs	378	378
A.1.4. Strategy: CERTIFY PRODUCE		
Output (Volume):		
Number of Pounds of Fruits, Vegetables, Peanuts and		
Nuts Inspected (In Billions)	2.5	2.5

DEPARTMENT OF AGRICULTURE
(Continued)

B. Goal: ENFORCE STANDARDS⁹		
Outcome (Results/Impact):		
Percent of Seed Samples Found to Be in Full Compliance with State and Federal Standards	97%	97%
Percent of Licensees with No Recent Violations	95%	95%
Percent of Licensees Who Renew Online	22%	22%
Percent of New Individual Licenses Issued Online	10%	10%
Percent of Complaints Resolved Within Six Months	75%	75%
Percent of Independent School Districts Reviewed Regarding Integrated Pest Management	20%	20%
B.1.1. Strategy: SURVEILLANCE/BIOSECURITY EFFORTS		
Output (Volume):		
Number of Nursery and Floral Establishment Inspections Conducted	9,500	9,500
Number of Hours Spent at Road Stations Conducting Inspections of Plant Shipments and Other Regulated Articles	6,690	9,100
B.1.2. Strategy: VERIFY SEED QUALITY		
Output (Volume):		
Number of Seed Samples Analyzed	20,500	20,500
B.1.3. Strategy: AGRICULTURAL COMMODITY REGULATION		
Output (Volume):		
Number of Egg Packer, Dealer, Wholesaler, and Retailer Inspections Conducted	2,100	2,100
Number of Grain Warehouse Inspections, Re-inspections and Audits Conducted	275	275
B.1.4. Strategy: STRUCTURAL PEST CONTROL		
Output (Volume):		
Number of New Licenses Issued to Individuals	6,038	6,038
Number of Licenses Renewed (Individuals)	14,258	14,258
Number of Complaints Resolved	1,605	1,605
Number of Inspections Performed	1,900	1,900
Number of School Inspections Performed	200	200
Efficiencies:		
Average Licensing Cost Per Individual License Issued	10	10
Average Time for Complaint Resolution (Days)	88	88
C. Goal: ENSURE PROPER MEASUREMENT		
Outcome (Results/Impact):		
Percent of Total Weights and Measures Inspections Conducted That Are Found to Be in Full Compliance with State and Federal Standards	96%	96%
C.1.1. Strategy: INSPECT MEASURING DEVICES		
Output (Volume):		
Number of Weights and Measures Inspections Conducted	85,000	85,000
D. Goal: FOOD AND NUTRITION		
Outcome (Results/Impact):		
Percent of School Districts in Compliance with Nutrition Regulations	85%	85%
D.1.1. Strategy: SUPPORT NUTRITION PROGRAMS		
Output (Volume):		
Number of School District Staff Trained	10,000	10,000
D.2.1. Strategy: NUTRITION ASSISTANCE		
Output (Volume):		
Average Number of Children and Adults Served Meals through Child and Adult Care Food Program Per Day	267,941	281,547
E. Goal: FOOD AND FIBERS COMMISSION		
Outcome (Results/Impact):		
Leverage Ratio of General Revenue to Other Research Funds	2.75	2.75
E.1.1. Strategy: RESEARCH AND DEVELOPMENT		
Output (Volume):		
Number of Research and Development Projects	38	38
Number of Formal Published Research Reports	150	150
Efficiencies:		
Cumulative Accrual of Supporting Research Funds	3,210,095	3,210,095

⁹ Incorporates the passage of HB 2458, 80th Legislature, Regular Session, which transfers the Texas Structural Pest Control Board’s obligations, property, full-time equivalents positions, performance measures, rights, powers and duties to the Texas Department of Agriculture, including transfer of All Funds in the amounts of \$1,708,727 in FY 2008 and \$1,688,228 in FY 2009, and 35.0 FTEs per fiscal year.

DEPARTMENT OF AGRICULTURE
(Continued)

- 2. Capital Budget.** Funds appropriated above may be expended for capital budget items as listed below. The amounts identified for each item may be adjusted or expended on other capital expenditures, subject to the aggregate dollar restrictions on capital budget expenditures provided in the General Provisions of this Act.

	<u>2008</u>	<u>2009</u>
a. Acquisition of Information Resource Technologies		
(1) Computer Equipment and Software	\$ 316,608	\$ 232,733
(2) Data Center Consolidation ¹⁰	601,462	521,922
 Total, Acquisition of Information Resource Technologies	 <u>\$ 918,070</u>	 <u>\$ 754,655</u>
 b. Transportation Items		
(1) Fleet Vehicles	1,199,509	327,484
 c. Acquisition of Capital Equipment and Items		
(1) Octane Analyzers	40,000	40,000
 d. Other Lease Payments to the Master Lease Purchase Program (MLPP)		
(1) Metrology Laboratory	<u>148,666</u>	<u>148,329</u>
 Total, Capital Budget	 <u><u>\$ 2,306,245</u></u>	 <u><u>\$ 1,270,468</u></u>

Method of Financing (Capital Budget):

General Revenue Fund	\$ <u>2,306,245</u>	\$ <u>1,270,468</u>
 Total, Method of Financing	 <u><u>\$ 2,306,245</u></u>	 <u><u>\$ 1,270,468</u></u>

- 3. Fee Increase Authority and Limitation.** The Texas Department of Agriculture shall collect fee amounts which offset, when feasible, the direct and indirect costs of administering its regulatory activities. The department is hereby authorized to and shall increase fees by a percentage sufficient to offset costs associated with its regulatory activities. It is the intent of the Legislature that the cost offset percentage shall be 100 percent for regulatory activities in the following strategies: A.1.1, Generate Marketing Opportunities; A.1.2, Regulate Pesticide Use; A.1.3, Integrated Pest Management; B.1.1, Surveillance/Biosecurity Efforts; B.1.3, Agricultural Commodity Regulation; and C.1.1, Inspect Measuring Devices. The following activities are exempt from this requirement: Seed Testing; Quarantine Enforcement/Education; Piece Rate Crop Survey; Pest Management Program; Agriculture Hazard Communication Act; Boll Weevil Control Act; and Predatory Management Program.
- 4. Appropriation: Land Donations.** The Texas Department of Agriculture is hereby authorized to lease and/or accept the donation of land or the use of land from either governmental agencies, private firms, corporations, or individuals to be used in connection with the performance of its various responsibilities and programs.
- 5. Pay for Regular Compensatory Time: Livestock Export Pen Operations.** It is expressly provided that the Texas Department of Agriculture, to the extent permitted by law, may pay Fair Labor Standards Act (FLSA) nonexempt employees in classified positions who are stationed at Texas Department of Agriculture livestock export pens for compensatory time hours on a straight-time basis when the taking of compensatory time off would be disruptive to normal working activities and other critical functions relating to livestock export pen operations.
- 6. Transfer Authority.** Notwithstanding limitations on appropriation transfers contained in the General Provisions of this Act, the Texas Department of Agriculture is hereby authorized to direct agency resources, and transfer such amounts appropriated above between strategy line items.

¹⁰ Incorporates Article IX, § 18.02 (e), of this Act, relating to data center consolidation, which requires data center services expenditures to be categorized as a capital budget item; amounts have been adjusted by \$196,768 in FY 2008 and \$124,040 in FY 2009 to reflect the HB 4062 transfer of the Special Nutrition Program from the Health and Human Services Commission to the Department of Agriculture.

DEPARTMENT OF AGRICULTURE
(Continued)

7. **Appropriation: Young Farmer Loan Guarantee Program.** Out of the Young Farmer Loan Guarantee Account No. 5002, the Texas Agricultural Finance Authority is hereby appropriated for fiscal years 2008 and 2009, all necessary amounts required to cover any defaults on loans referenced under § 58.055, Texas Agriculture Code, or for payments for the purpose of providing reduced interest rates on loans guaranteed to borrowers as authorized by § 58.052(e), Texas Agriculture Code.
8. **Unexpended Balances Within the Biennium.** Any unexpended balances as of August 31, 2008, in the appropriations made herein to the Texas Department of Agriculture are hereby appropriated for the same purpose for the fiscal year beginning September 1, 2008.
9. **Appropriations Limited to Revenue Collections: Octane Testing.** Included in amounts appropriated above to the Texas Department of Agriculture in Strategy C.1.1, Inspect Measuring Devices, the amount of \$355,137 from the General Revenue Fund (Revenue Object Code 3015) in each fiscal year of the biennium is contingent on the collection of fees, in accordance with Article 8614, § 9, Vernon's Texas Civil Statutes, to be used solely for the purpose of administering an octane testing program.
10. **Appropriations: License Plate Receipts.** Included in the amounts appropriated above in Strategy A.1.1, Generate Marketing Opportunities, are all balances and revenue collected on or after September 1, 2007 (estimated to be \$4,000 in GO TEXAN Partner Program Account No. 5051 in each fiscal year) from the sale of license plates as provided by Texas Transportation Code § 504.625. Any unexpended balances as of August 31, 2008, out of the appropriations made herein are appropriated to the Texas Department of Agriculture for the fiscal year beginning September 1, 2008.
11. **Interagency Contract: Oyster Promotions and Education.** Contingent upon sufficient funds in the Oyster Sales Account No. 5022, the Texas Department of Agriculture shall enter into an interagency contract with the Texas Department of State Health Services for oyster industry advertising and promotion efforts and to provide information, education and/or training to wholesalers, retailers, and consumers on the safe and proper handling of oysters, in accordance with Texas Agriculture Code § 47.
12. **Master Lease Purchase Program (MLPP) Payments for the Metrology Laboratory.** Included in the amounts appropriated above to the Texas Department of Agriculture in Strategy C.1.1, Inspect Measuring Devices, out of the General Revenue Fund, are amounts required in fiscal years 2008 and 2009 to make lease payments to the Texas Public Finance Authority for the revenue bonds issued to finance construction of the metrology laboratory. The amount of the required lease payments are estimated to be \$148,666 in fiscal year 2008 and \$148,329 in fiscal year 2009.

The Texas Department of Agriculture shall set fees for the metrology program to recover an amount equal to the amount of the appropriations made herein for lease payments, and maintain the fee rate in such an amount during the term of any revenue obligations authorized herein.
13. **Appropriation: GO TEXAN Partner Program.** Included in amounts appropriated above to the Texas Department of Agriculture in Strategy A.1.1, Generate Marketing Opportunities, is \$1,000,000 out of the GO TEXAN Partner Program Account No. 5051 in fiscal year 2008, for the purpose of promoting Texas agricultural products. This amount consists of \$1,000,000 out of the General Revenue Fund to be transferred to the GO TEXAN Partner Program Account No. 5051.

Also included in amounts appropriated above in Strategy A.1.1, Generate Marketing Opportunities, is \$1,000,000 in Appropriated Receipts received as matching funds from program participants including gifts. All appropriations shall be transferred to the GO TEXAN Partner Program Account No. 5051 and are appropriated for the purpose of administering the program.
14. **Contingency to Increase the Full-Time-Equivalents (FTE) Cap for New Initiatives.** Contingent upon the receipt of federal funds above those appropriated herein for programs related to surveying, controlling or eradicating invasive pests or disease, the Texas

DEPARTMENT OF AGRICULTURE (Continued)

Department of Agriculture is hereby authorized to increase its number of FTEs to the extent that federal funds are allocated for salary costs. These FTEs shall not be counted in the agency's "Number of Full-Time-Equivalents (FTE)" cap.

The Texas Department of Agriculture shall report all additional FTEs authorized by this provision to the Comptroller of Public Accounts, Legislative Budget Board and the Governor prior to filling such positions.

15. **Appropriations Limited to Revenue Collections: Prescribed Burn Manager Certification Program.** In addition to amounts appropriated above, the Texas Department of Agriculture is hereby appropriated fees collected (estimated to be \$0) in accordance with § 153.048, Natural Resources Code, to be used solely for the purpose of administering a prescribed burn manager certification program in Strategy A.1.2, Regulate Pesticide Use.
16. **Agricultural Sustainability Programs.** Out of funds appropriated above, the Texas Department of Agriculture may study, develop, and implement, creative technology and innovative solutions to mitigate agricultural non-point source pollution in the state from confined animal feeding operations and improve total resource management of agricultural and wildlife resources in the state.
17. **Appropriation of Receipts: Yardage Fees.** Included in the amounts appropriated above pursuant to Agriculture Code § 146.021 and included above in Strategy A.1.1, Generate Marketing Opportunities, and identified above in the method of finance as General Revenue in an amount not to exceed \$200,000 for each fiscal year is yardage fee revenue collected by the Texas Department of Agriculture for maintenance and operating expenses for livestock export pens.
18. **Texas Capital Fund.** All grants awarded by the Texas Department of Agriculture for infrastructure development and real estate development under the federal Community Development Block Grant Program shall be distributed with a priority on assisting manufacturers and value-added processors. To the greatest extent practicable, these funds are to be distributed equitably to all regions of this state.
19. **Child Nutrition Program.** Included in the amounts appropriated above to the Texas Department of Agriculture for the 2008-09 biennium is \$21,400,000 out of Federal Funds and \$398,248 out of the General Revenue Fund in Strategy D.1.1, Support Nutrition Programs, to administer the Child Nutrition Program.

The Child Nutrition Program (CNP) payments to independent school districts shall be budgeted at the Texas Education Agency and the CNP shall be administered by the Texas Department of Agriculture pursuant to a waiver from the United States Department of Agriculture (USDA). Included in the amounts appropriated elsewhere in this Act to the Texas Education Agency for the 2008-09 biennium is \$2,707,368,183 out of Federal Funds and \$28,800,000 out of the General Revenue Fund to provide reimbursement for the National School Lunch Program, the School Breakfast Program, the After School Snack Program, and the Seamless Summer Program.
20. **Texas Wine Marketing Assistance Program.** Included in the amounts appropriated above out of the General Revenue Fund is \$250,000 each fiscal year in Strategy A.1.1, Generate Marketing Opportunities, from fee revenue transferred from the Texas Alcoholic Beverage Commission pursuant to Texas Alcoholic Beverage Code § 5.56 for the purpose of administering the Texas Wine Marketing program.
21. **Texas Shrimp Marketing Assistance Program.** Included in the amounts appropriated above out of the General Revenue Fund in Strategy A.1.1, Generate Marketing Opportunities, is \$25,000 each fiscal year from fees collected pursuant to Agriculture Code § 134.014(b) and \$250,000 each fiscal year from fee revenue transferred from the Texas Parks and Wildlife Department pursuant to Parks and Wildlife Code § 77.002(c) for the purpose of administering the Texas Shrimp Marketing program.
22. **Appropriation: Texas Yes! Program.** Included in amounts appropriated above to the Texas Department of Agriculture in Strategy A.1.1, Generate Marketing Opportunities, is \$1,000,000 out of the General Revenue Fund in fiscal year 2008 for the Texas Yes! Program.

DEPARTMENT OF AGRICULTURE

(Continued)

- 23. Appropriation: Feral Hog Abatement Program.** Included in the amounts appropriated above out of the General Revenue Fund in Strategy A.1.1, Generate Marketing Opportunities, is \$1,000,000 in fiscal year 2008 to be used to implement feral hog abatement technologies.

Any unexpended balances as of August 31, 2008 out of appropriations made herein are appropriated to the Texas Department of Agriculture for the same purpose for the fiscal year beginning September 1, 2008.

The Texas Department of Agriculture shall submit a report to the Legislative Budget Board and the Governor no later than September 1, 2008 providing information on the number of feral hogs abated and the cost per abatement using certain technologies.

- 24. Appropriation: Surplus Agricultural Product Grant Program.** Included in the amounts appropriated above out of the General Revenue Fund in Strategy A.1.1, Generate Marketing Opportunities, is \$1,500,000 in fiscal year 2008 to be used to fund the Surplus Agricultural Product Grant Program to offset the costs of harvesting, gleaning and transporting agricultural products to Texas food banks.

Any unexpended balances as of August 31, 2008 out of appropriations made herein are appropriated to the Texas Department of Agriculture for the same purpose for the fiscal year beginning September 1, 2008.

- 25. Appropriation: Inspection Stations.** Included in the amounts appropriated above out of the General Revenue Fund in Strategy B.1.1, Surveillance/Biosecurity Efforts, is \$767,297 in fiscal year 2008 and \$573,155 in fiscal year 2009 for additional road station inspections. The Number of Full-Time Equivalents (FTE) for the Department of Agriculture includes 12.0 FTEs associated with additional inspections in each fiscal year of the 2008-09 biennium.

- 26. Appropriation: Nutrition Assistance Program Funding and Employees.**

- (a) Included in the amounts appropriated above to the Department of Agriculture for the purpose of administering a nutrition assistance program are:
 - (1) for the state fiscal year beginning September 1, 2007, the amount of \$859,937 in general revenue and the amount of \$265,884,777 in federal funds; and
 - (2) for the state fiscal year beginning September 1, 2008, the amount of \$859,937 in general revenue and the amount of \$265,884,770 in federal funds.
- (b) The number of authorized full-time equivalent employees (FTEs) for the Department of Agriculture includes 100.0 FTEs¹¹ for each fiscal year of the biennium to administer the department's nutrition assistance program.
- (c) If the 80th Legislature, Regular Session, 2007, does not enact legislation that becomes law and that transfers the responsibility for administering the nutrition assistance program from the Health and Human Services Commission to the Department of Agriculture:
 - (1) the appropriations made by Subsection (a) above do not take effect and the same amounts from the same sources are appropriated for the same purpose and the same state fiscal years to the Health and Human Services Commission; and
 - (2) the increase in the department's authorized full-time equivalent employees (FTEs) as provided by Subsection (b) above does not take effect and the number of authorized FTEs for the Health and Human Services Commission is increased by 100.0 FTEs for each fiscal year of the biennium to administer the commission's nutrition assistance program.

- 27. Zebra Chip Research.** Out of the funds appropriated above in Strategy A.1.1, Generate Marketing Opportunities, \$1,600,000 shall be used to fund research on the pathogens that

¹¹ Technical correction.

DEPARTMENT OF AGRICULTURE
(Continued)

cause Zebra Chip Disease affecting potatoes in Texas. The Texas Department of Agriculture and the Texas Agricultural Experiment Station shall enter into an interagency contract for the funds appropriated above to be used for the same purpose.

28. Appropriations Limited to Revenue Collections: Structural Pest Control.¹² It is the intent of the Legislature that fees, fines and other miscellaneous revenues as authorized and generated by the Department of Agriculture cover, at a minimum, the cost of the appropriations made above for strategy item B.1.4, Structural Pest Control, as well as the "Other direct and indirect costs" associated with this strategy, appropriated elsewhere in this Act. "Other direct and indirect costs" for Strategy B.1.4, Structural Pest Control, are estimated to be \$490,107 for fiscal year 2008 and \$495,250 for fiscal year 2009. In the event that actual and/or projected revenue collections are insufficient to offset the costs identified by this provision, the Legislative Budget Board may direct the Comptroller of Public Accounts to reduce the appropriation authority provided above to be within the amount of revenue expected to be available.

29. TexasOnline Authority Appropriation. The Texas Department of Agriculture (TDA) is authorized in accordance with § 2054.252 of the Government Code to increase the occupational license, permit, and registration fees imposed on licensees by an amount sufficient to cover the cost of the subscription fee charged by the TexasOnline Authority.

Amounts appropriated above to TDA include \$103,150 in each fiscal year in fee revenue in Strategy B.1.4, Structural Pest Control, for the purpose of paying TexasOnline Authority subscription fees.

¹² Incorporates the passage of HB 2458, 80th Legislature, Regular Session, which transfers the Texas Structural Pest Control Board’s obligations, property, full-time equivalents positions, performance measures, rights, powers and duties to the Texas Department of Agriculture, including transfer of All Funds in the amounts of \$1,708,727 in FY 2008 and \$1,688,228 in FY 2009, and 35.0 FTEs per fiscal year.

ANIMAL HEALTH COMMISSION

	For the Years Ending	
	August 31, 2008	August 31, 2009
Method of Financing:		
General Revenue Fund	\$ 9,792,202	\$ 9,765,182
Federal Funds	<u>4,504,651</u>	<u>4,504,651</u>
Total, Method of Financing	<u>\$ 14,296,853</u>	<u>\$ 14,269,833</u>
This bill pattern represents an estimated 100% of this agency's estimated total available funds for the biennium.		
Number of Full-Time-Equivalents (FTE):	209.0	209.0
Schedule of Exempt Positions:		
Executive Director, Group 4	\$120,000	\$120,000
Items of Appropriation:		
A. Goal: PROTECT/ENHANCE TEXAS ANIMAL HEALTH Protect/Enhance Health of Texas Animal Populations.		
A.1.1. Strategy: FIELD OPERATIONS Field Operations for Animal Health Management and Assurance Programs.	\$ 10,216,293	\$ 10,182,348
A.1.2. Strategy: DIAGNOSTIC/EPIDEMIOLOGICAL SUPPORT Diagnostic/Epidemiological Support Services.	\$ 2,115,714	\$ 2,133,234
A.1.3. Strategy: PROMOTE COMPLIANCE Promote Compliance and Resolve Violations.	<u>\$ 395,662</u>	<u>\$ 391,827</u>
Total, Goal A: PROTECT/ENHANCE TEXAS ANIMAL HEALTH	<u>\$ 12,727,669</u>	<u>\$ 12,707,409</u>

ANIMAL HEALTH COMMISSION
(Continued)

B. Goal: INDIRECT ADMINISTRATION		
B.1.1. Strategy: CENTRAL ADMINISTRATION	\$ 936,265	\$ 935,265
B.1.2. Strategy: INFORMATION RESOURCES	\$ 329,563	\$ 323,803
B.1.3. Strategy: OTHER SUPPORT SERVICES	<u>\$ 303,356</u>	<u>\$ 303,356</u>
Total, Goal B: INDIRECT ADMINISTRATION	<u>\$ 1,569,184</u>	<u>\$ 1,562,424</u>
Grand Total, ANIMAL HEALTH COMMISSION	<u><u>\$ 14,296,853</u></u>	<u><u>\$ 14,269,833</u></u>

Object-of-Expense Informational Listing:

Salaries and Wages	\$ 7,874,305	\$ 7,874,305
Other Personnel Costs	498,827	504,107
Professional Fees and Services	170,253	169,253
Fuels and Lubricants	74,314	74,314
Consumable Supplies	257,259	257,259
Utilities	165,022	166,582
Travel	831,939	831,939
Rent - Building	380,218	380,218
Rent - Machine and Other	54,262	54,262
Other Operating Expense	3,755,376	3,738,516
Capital Expenditures	<u>235,078</u>	<u>219,078</u>
Total, Object-of-Expense Informational Listing	<u><u>\$ 14,296,853</u></u>	<u><u>\$ 14,269,833</u></u>

Estimated Allocations for Employee Benefits and Debt Service Appropriations Made Elsewhere in this Act:

Employee Benefits

Retirement	\$ 485,756	\$ 493,042
Group Insurance	1,871,056	1,929,455
Social Security	593,075	601,971
Benefits Replacement	<u>99,665</u>	<u>94,682</u>
Subtotal, Employee Benefits	<u>\$ 3,049,552</u>	<u>\$ 3,119,150</u>

Total, Estimated Allocations for Employee Benefits and Debt Service Appropriations Made Elsewhere in this Act

\$ 3,049,552 \$ 3,119,150

1. **Performance Measure Targets.** The following is a listing of the key performance target levels for the Animal Health Commission. It is the intent of the Legislature that appropriations made by this Act be utilized in the most efficient and effective manner possible to achieve the intended mission of the Animal Health Commission. In order to achieve the objectives and service standards established by this Act, the Animal Health Commission shall make every effort to attain the following designated key performance target levels associated with each item of appropriation.

	<u>2008</u>	<u>2009</u>
A. Goal: PROTECT/ENHANCE TEXAS ANIMAL HEALTH		
Outcome (Results/Impact):		
Percent Change in Known Prevalence of Bovine Brucellosis from the 1994 Level	(100)%	(100)%
A.1.1. Strategy: FIELD OPERATIONS		
Output (Volume):		
Number of Livestock Shipments Inspected	4,000	4,000
A.1.2. Strategy: DIAGNOSTIC/EPIDEMIOLOGICAL SUPPORT		
Output (Volume):		
Number of Specimens Processed through the State/Federal Cooperative Laboratory System	2,700,000	2,700,000
A.1.3. Strategy: PROMOTE COMPLIANCE		
Output (Volume):		
Number of Compliance Actions Completed	400	400

2. **Capital Budget.** None of the funds appropriated above may be expended for capital budget items except as listed below. The amounts shown below shall be expended only for the purposes shown and are not available for expenditure for other purposes. Amounts appropriated above and identified in this provision as appropriations either for "Lease Payments to the Master Lease Purchase Program" or for items with an "(MLPP)" notation

ANIMAL HEALTH COMMISSION
(Continued)

shall be expended only for the purpose of making lease-purchase payments to the Texas Public Finance Authority pursuant to the provisions of Government Code § 1232.103.

	<u>2008</u>	<u>2009</u>
a. Acquisition of Information Resource Technologies		
(1) Technology Refresh	\$ 129,325	\$ 113,325
b. Transportation Items		
(1) Fleet Vehicles	\$ 73,500	\$ 73,500
Total, Capital Budget	<u>\$ 202,825</u>	<u>\$ 186,825</u>

Method of Financing (Capital Budget):

General Revenue Fund	<u>\$ 202,825</u>	<u>\$ 186,825</u>
Total, Method of Financing	<u>\$ 202,825</u>	<u>\$ 186,825</u>

3. **Unexpended Balance Authority: Within the Biennium.** The Texas Animal Health Commission is hereby authorized to carry forward and is hereby appropriated any unexpended balances from fiscal year 2008 to fiscal year 2009.
4. **Laboratory Testing.** It is the intent of the Legislature that laboratory testing for animal diseases be performed at the Texas Veterinary Medical Diagnostic Lab (TVMDL) to the extent of its capabilities, unless the Texas Animal Health Commission (TAHC) State-Federal Laboratory can perform the testing for TAHC programs more cost effectively. Furthermore, the Texas Animal Health Commission will work with TVMDL to reduce duplication and ensure that all testing is performed in Texas to the extent possible.
5. **Testing and Immunization of Employees.** Funds appropriated above may be expended for any immunization or testing, which is required of employees at risk in the performance of their duties.
6. **Fee Revenue: Poultry Registration.** Included in the amounts appropriated above out of the General Revenue Fund is \$37,705 each fiscal year in Strategy A.1.1, Field Operations, from fees collected pursuant to Agriculture Code § 161.0411 for the purpose of administering the poultry registration program.
7. **Contingency to Increase the Full-Time-Equivalents (FTE) Cap for Federally Funded Programs.** Contingent upon the receipt of federal funds above those appropriated in this Act for programs related to animal identification or surveillance, control, or eradication of animal health pests or diseases, the Texas Animal Health Commission is hereby authorized to increase its number of FTEs to the extent that federal funds are allocated for salary costs. These FTEs shall not be counted against the agency's "Number of Full-Time-Equivalents (FTE)" cap.
- The Texas Animal Health Commission shall report all additional FTEs authorized by this provision to the Comptroller of Public Accounts, the Legislative Budget Board, and the Governor prior to filling a position described by this rider.
8. **Sunset Contingency.** Funds appropriated above for fiscal year 2009 for the Animal Health Commission are made contingent on the continuation of the Animal Health Commission by the Eightieth Legislature. In the event that the agency is not continued, the funds appropriated for fiscal year 2008, or as much thereof as may be necessary are to be used to provide for the phase out of agency operations.
9. **Fee Revenue: Premises Registration.** Included in the amounts appropriated above out of the General Revenue Fund is \$95,886 each fiscal year in Strategy A.1.1, Field Operations, from fees collected pursuant to Agriculture Code § 161.056 for the purpose of administering the premises registration program.
10. **Allowance for Personally-Owned Horses.** Funds appropriated above may be expended to provide an allowance not to exceed fifty dollars (\$50) per employee per day for each Commission employee whose duties required the use of a personally-owned horse.

ANIMAL HEALTH COMMISSION
(Continued)

- 11. Contingency for Capital Budget Items.** Contingent on the receipt of earned federal funds in excess of the amounts specified in Article IX, Sec. 6.26 by \$202,825 in fiscal year 2008 and by \$186,825 in fiscal year 2009, the Animal Health Commission is authorized to purchase the items identified in the Capital Budget (Rider No. 2) up to the amounts specified above.
- 12. Transfer Study.** The staff of the Legislative Budget Board shall prepare a study which evaluates the feasibility of and identifies any cost savings associated with transferring the Animal Health Commission to the Texas Department of Agriculture. This report must be submitted to the Legislative Budget Board and the Governor no later than September 1, 2008.

COMMISSION ON ENVIRONMENTAL QUALITY

	For the Years Ending	
	August 31, 2008	August 31, 2009
Method of Financing:		
General Revenue Fund	\$ 10,393,363	\$ 10,279,070
<u>General Revenue Fund - Dedicated</u>		
Low Level Waste Account No. 088	1,789,586	1,039,586
Used Oil Recycling Account No. 146	932,489	920,457
Clean Air Account No. 151	101,754,999	97,161,418
Water Resource Management Account No. 153	45,503,201	44,739,214
Watermaster Administration No. 158	1,152,684	1,152,685
TCEQ Occupational Licensing Account No. 468	1,702,443	1,592,443
Waste Management Account No. 549	42,196,588	41,722,758
Hazardous and Solid Waste Remediation Fee Account No. 550	28,385,266	27,870,930
Petroleum Storage Tank Remediation Account No. 655	55,743,529	21,640,000
Solid Waste Disposal Account No. 5000	10,986,324	10,986,324
Environmental Testing Laboratory Accreditation Account No. 5065	444,151	444,151
Texas Emissions Reduction Plan Account No. 5071	166,921,594	170,921,594
Dry Cleaning Facility Release Account No. 5093	7,208,622	7,203,912
Operating Permit Fees Account No. 5094	28,981,173	28,853,672
Subtotal, General Revenue Fund - Dedicated	\$ 493,702,649	\$ 456,249,144
Federal Funds	43,018,614	41,677,663
<u>Other Funds</u>		
Appropriated Receipts	1,145,348	1,145,348
Interagency Contracts	6,270,698	6,060,698
Subtotal, Other Funds	\$ 7,416,046	\$ 7,206,046
Total, Method of Financing	\$ 554,530,672	\$ 515,411,923
Other Direct and Indirect Costs Appropriated Elsewhere in this Act¹	\$ 621,309	\$ 624,959

This bill pattern represents an estimated 100% of this agency's estimated total available funds for the biennium.

¹ Also includes amounts in Article IX, § 19.103, of this Act, which requires Other Direct and Indirect Costs Appropriated Elsewhere in this Act to be covered through fee revenues collected through the regulation of radioactive substances deposited to the General Revenue-Dedicated Waste Management Account No. 549.

COMMISSION ON ENVIRONMENTAL QUALITY
(Continued)

Number of Full-Time-Equivalents (FTE): ^{2, 3, 4, 5, 6}	2,942.3	2,935.3
Schedule of Exempt Positions:		
Executive Director, Group 5	\$145,200	\$145,200
Commissioner, Chair, Group 6 ⁷	150,000	150,000
Commissioner, Group 6 (2) ⁷	(2) 150,000	(2) 150,000
Red River Compact Commissioner	24,225	24,225
Rio Grande Compact Commissioner	41,195	41,195
Sabine River Compact Commissioner	(2) 8,487	(2) 8,487
Canadian River Compact Commissioner	10,767	10,767
Pecos River Compact Commissioner	32,247	32,247
Items of Appropriation:		
A. Goal: ASSESSMENT, PLANNING AND PERMITTING		
A.1.1. Strategy: AIR QUALITY ASSESSMENT AND PLANNING	\$ 257,476,677	\$ 257,248,000
A.1.2. Strategy: WATER ASSESSMENT AND PLANNING Water Resource Assessment and Planning.	\$ 30,477,215	\$ 29,437,105
A.1.3. Strategy: WASTE ASSESSMENT AND PLANNING Waste Management Assessment and Planning.	\$ 13,677,610	\$ 13,499,387
A.2.1. Strategy: AIR QUALITY PERMITTING	\$ 13,302,814	\$ 13,349,105
A.2.2. Strategy: WATER RESOURCE PERMITTING	\$ 12,372,641	\$ 12,342,438
A.2.3. Strategy: WASTE MANAGEMENT AND PERMITTING	\$ 10,700,433	\$ 10,709,535
A.2.4. Strategy: OCCUPATIONAL LICENSING	\$ 3,552,506	\$ 3,442,506
A.3.1. Strategy: LOW-LEVEL RADIOACTIVE WASTE MGMT Low-level Radioactive Waste Management.	\$ 1,789,586	\$ 1,039,586
Total, Goal A: ASSESSMENT, PLANNING AND PERMITTING	\$ 343,349,482	\$ 341,067,662
B. Goal: DRINKING WATER AND WATER UTILITIES		
B.1.1. Strategy: SAFE DRINKING WATER Safe Drinking Water Oversight.	\$ 11,256,218	\$ 11,027,468
B.1.2. Strategy: WATER UTILITIES OVERSIGHT	\$ 2,436,790	\$ 2,350,182
Total, Goal B: DRINKING WATER AND WATER UTILITIES	\$ 13,693,008	\$ 13,377,650
C. Goal: ENFORCEMENT AND COMPLIANCE SUPPORT		
Enforcement and Compliance Assistance.		
C.1.1. Strategy: FIELD INSPECTIONS & COMPLAINTS Field Inspections and Complaint Response.	\$ 36,683,297	\$ 35,732,128
C.1.2. Strategy: ENFORCEMENT & COMPLIANCE SUPPORT Enforcement and Compliance Support.	\$ 11,727,248	\$ 11,584,690

² Incorporates the passage of HB 15, § 30 (a)(2), 80th Legislature, Regular Session, relating to data center services, which appropriates \$1,124,521 in General Revenue Funds and \$4,856,648 out of General Revenue-Dedicated accounts for the purpose of making payments for data center services and reduces the agency’s FTE cap by 19.7 in each fiscal year of the biennium.

³ Incorporates Article IX, § 19.103, and the passage of SB 1604, 78th Legislature, Regular Session which transfers the regulation of radioactive substances from the Department of State Health Services (DSHS) to the Texas Commission on Environmental Quality (TCEQ), provides for the following: a) a transfer of \$988,771 in FY 2008 and \$897,931 in FY 2009 in General Revenue Funds and 11.0 FTEs from the DSHS to the TCEQ; and b) an appropriation to the TCEQ of \$471,388 in FY 2008 and \$460,728 in FY 2009 out of the General Revenue-Dedicated Waste Management Account No. 549 and an additional 4.0 FTEs.

⁴ Incorporates Article IX, § 19.96, which, due to the passage of HB 3554, 78th Legislature, Regular Session, appropriates \$468,090 in each fiscal year out of the General Revenue-Dedicated Waste Management Account No. 549 and increases the number of FTEs by 7.0 for expenses associated with the extension of the Petroleum Storage Tank Reimbursement program.

⁵ Incorporates Article IX, § 19.24 (a), which, due to passage of SB 3, 78th Legislature, Regular Session, appropriates \$446,088 in FY 2008 and \$447,878 in FY 2009 and 3.0 additional FTEs for technical assistance for water availability modeling costs.

⁶ Incorporates Article IX, § 19.102, which, due to passage of SB 1436, 78th Legislature, Regular Session, reduces appropriations to the TCEQ out of the General Revenue Fund by \$68,000 each fiscal year and reduces the agency’s FTE cap by 2.0, reflecting the transfer of responsibility for the National Flood Insurance Program from the TCEQ to the Water Development Board.

⁷ Pursuant to Article IX, § 3.05, of this Act, the Governor increased the salary for the Commissioners to \$150,000.

COMMISSION ON ENVIRONMENTAL QUALITY
(Continued)

C.1.3. Strategy: POLLUTION PREVENTION RECYCLING Pollution Prevention, Recycling and Innovative Programs.	\$ 4,992,662	\$ 4,857,851
Total, Goal C: ENFORCEMENT AND COMPLIANCE SUPPORT	\$ 53,403,207	\$ 52,174,669
D. Goal: POLLUTION CLEANUP Pollution Cleanup Programs to Protect Public Health & the Environment.		
D.1.1. Strategy: STORAGE TANK ADMIN & CLEANUP ⁸ Storage Tank Administration and Cleanup.	\$ 65,430,641	\$ 31,327,112
D.1.2. Strategy: HAZARDOUS MATERIALS CLEANUP	\$ 32,074,140	\$ 32,074,142
Total, Goal D: POLLUTION CLEANUP	\$ 97,504,781	\$ 63,401,254
E. Goal: RIVER COMPACT COMMISSIONS Ensure Delivery of Texas' Equitable Share of Water.		
E.1.1. Strategy: CANADIAN RIVER COMPACT	\$ 19,622	\$ 19,622
E.1.2. Strategy: PECOS RIVER COMPACT	\$ 119,311	\$ 119,311
E.1.3. Strategy: RED RIVER COMPACT	\$ 29,667	\$ 29,667
E.1.4. Strategy: RIO GRANDE RIVER COMPACT	\$ 132,855	\$ 132,855
E.1.5. Strategy: SABINE RIVER COMPACT	\$ 54,654	\$ 54,654
Total, Goal E: RIVER COMPACT COMMISSIONS	\$ 356,109	\$ 356,109
F. Goal: INDIRECT ADMINISTRATION		
F.1.1. Strategy: CENTRAL ADMINISTRATION	\$ 20,426,533	\$ 19,665,577
F.1.2. Strategy: INFORMATION RESOURCES ^{9, 10}	\$ 15,137,817	\$ 14,724,867
F.1.3. Strategy: OTHER SUPPORT SERVICES	\$ 10,659,735	\$ 10,644,135
Total, Goal F: INDIRECT ADMINISTRATION	\$ 46,224,085	\$ 45,034,579
Grand Total, COMMISSION ON ENVIRONMENTAL QUALITY	\$ 554,530,672	\$ 515,411,923
Object-of-Expense Informational Listing:		
Salaries and Wages	\$ 142,611,675	\$ 142,405,200
Other Personnel Costs	6,482,321	6,470,616
Professional Fees and Services	98,382,375	85,161,375
Fuels and Lubricants	457,293	457,293
Consumable Supplies	1,370,282	1,351,274
Utilities	2,259,469	2,261,819
Travel	2,065,520	2,065,519
Rent - Building	5,155,788	5,155,407
Rent - Machine and Other	1,173,730	1,173,730
Other Operating Expense	243,338,078	219,348,791
Client Services	15,113,669	15,113,669
Grants	28,291,194	28,485,297
Capital Expenditures	7,829,278	5,961,933
Total, Object-of-Expense Informational Listing	\$ 554,530,672	\$ 515,411,923
Estimated Allocations for Employee Benefits and Debt Service Appropriations Made Elsewhere in this Act:		
<u>Employee Benefits</u>		
Retirement	\$ 9,054,385	\$ 9,190,957
Group Insurance	19,026,645	19,419,445

⁸ Incorporates Article IX, § 19.96, which, due to the passage of HB 3554, 78th Legislature, Regular Session, appropriates \$468,090 in each fiscal year out of the General Revenue-Dedicated Waste Management Account No. 549 and increases the number of FTEs by 7.0 for expenses associated with the extension of the Petroleum Storage Tank Reimbursement program.

⁹ Incorporates the passage of HB 15, § 30 (a)(2), 80th Legislature, Regular Session, relating to data center services, which appropriates \$1,124,521 in General Revenue Funds and \$4,856,648 out of General Revenue-Dedicated accounts for the purpose of making payments for data center services and reduces the agency's FTE cap by 19.7 in each fiscal year of the biennium.

¹⁰ Incorporates the passage of HB 15, § 30 (n)(2), 80th Legislature, Regular Session, relating to data center services, which appropriates \$108,858 in General Revenue Funds and \$470,142 out of General Revenue-Dedicated accounts for the purpose of making payments for data center consolidation hardware upgrades and physical transfer of equipment.

COMMISSION ON ENVIRONMENTAL QUALITY
(Continued)

Social Security	10,893,334	11,057,632
Benefits Replacement	<u>1,207,200</u>	<u>1,146,840</u>
Subtotal, Employee Benefits	<u>\$ 40,181,564</u>	<u>\$ 40,814,874</u>
<u>Debt Service</u>		
Lease Payments	<u>\$ 3,531,515</u>	<u>\$ 3,450,849</u>
Total, Estimated Allocations for Employee Benefits and Debt Service Appropriations Made Elsewhere in this Act	<u>\$ 43,713,079</u>	<u>\$ 44,265,723</u>

1. **Performance Measure Targets.** The following is a listing of the key performance target levels for the Commission on Environmental Quality. It is the intent of the Legislature that appropriations made by this Act be utilized in the most efficient and effective manner possible to achieve the intended mission of the Commission on Environmental Quality. In order to achieve the objectives and service standards established by this Act, the Commission on Environmental Quality shall make every effort to attain the following designated key performance target levels associated with each item of appropriation.

	<u>2008</u>	<u>2009</u>
A. Goal: ASSESSMENT, PLANNING AND PERMITTING		
Outcome (Results/Impact):		
Annual Percent of Stationary and Mobile Source Pollution Reductions in Nonattainment Areas	6%	6%
Nitrogen Oxides (NOx) Emissions Reduced through the Texas Emissions Reduction Plan (TERP)	70%	86.43%
Annual Percent Reduction in Pollution from Permitted Wastewater Facilities Discharging to the Waters of the State	.8%	.8%
Percent of Texas Surface Water Meeting or Exceeding Water Quality Standards	67%	67%
Annual Percent Reduction in Disposal of Municipal Solid Waste Per Capita	(.02)%	(.02)%
Annual Percent Decrease in the Toxic Releases in Texas	2%	2%
Percent of Scheduled Licensing Activities Complete	100%	100%
A.1.1. Strategy: AIR QUALITY ASSESSMENT AND PLANNING		
Output (Volume):		
Number of Point Source Air Quality Assessments	2,000	2,000
Number of Area Source Air Quality Assessments	2,500	2,500
Number of Mobile Source Air Quality Assessments	1,250	1,250
Number of Tons of Nitrogen Oxides Reduced Per Year through Texas Emissions Reduction Plan Expenditures	28,611	29,318
Number of New Technology Grant Proposals Reviewed	62	64
Number of Vehicles Repaired and/or Replaced through LIRAP Assistance	15,000	20,000
Efficiencies:		
Average Cost of Low Income Repair Assistance Program (LIRAP) Vehicle Emissions Repairs/Retrofits	525	525
Average Cost Per Ton of Nitrous Oxides Reduced through Texas Emissions Reduction Plan Expenditures	5,000	5,000
Average Number of Days to Review a Grant Proposal	1	1
A.1.2. Strategy: WATER ASSESSMENT AND PLANNING		
Output (Volume):		
Number of Surface Water Assessments	67	119
Number of Groundwater Assessments	60	60
A.1.3. Strategy: WASTE ASSESSMENT AND PLANNING		
Output (Volume):		
Number of Municipal Solid Waste Facility Capacity Assessments	250	250
Efficiencies:		
Average Cost per Municipal Solid Waste Facility Capacity Assessment	35	35
A.2.1. Strategy: AIR QUALITY PERMITTING		
Output (Volume):		
Number of State and Federal New Source Review Air Quality Permit Applications Reviewed	5,800	6,000
Number of Federal Air Quality Operating Permits Reviewed	1,100	1,100
A.2.2. Strategy: WATER RESOURCE PERMITTING		
Output (Volume):		
Number of Applications to Address Water Quality Impacts Reviewed	18,158	18,158

COMMISSION ON ENVIRONMENTAL QUALITY
(Continued)

Number of Concentrated Animal Feeding Operation (CAFO) Authorizations Reviewed	90	90
A.2.3. Strategy: WASTE MANAGEMENT AND PERMITTING Output (Volume):		
Number of Nonhazardous Waste Permit Applications Reviewed	236	236
Number of Hazardous Waste Permit Applications Reviewed	160	160
A.2.4. Strategy: OCCUPATIONAL LICENSING Output (Volume):		
Number of Examinations Administered	10,500	10,500
B. Goal: DRINKING WATER AND WATER UTILITIES Outcome (Results/Impact):		
Percent of Texas Population Served by Public Water Systems Which Meet Drinking Water Standards	94%	90%
B.1.1. Strategy: SAFE DRINKING WATER Output (Volume):		
Number of Public Drinking Water Systems Which Meet Primary Drinking Water Standards	6,200	6,200
Number of Drinking Water Samples Collected	36,051	36,051
B.1.2. Strategy: WATER UTILITIES OVERSIGHT Output (Volume):		
Number of Utility Rate Reviews Performed	100	100
C. Goal: ENFORCEMENT AND COMPLIANCE SUPPORT Outcome (Results/Impact):		
Percent of Inspected or Investigated Air Sites in Compliance	98%	98%
Percent of Inspected or Investigated Water Sites and Facilities in Compliance	97%	97%
Percent of Inspected or Investigated Waste Sites in Compliance	97%	97%
Percent of Identified Noncompliant Sites and Facilities for Which Timely and Appropriate Enforcement Action Is Taken	85%	85%
Percent of Administrative Penalties Collected	88%	88%
C.1.1. Strategy: FIELD INSPECTIONS & COMPLAINTS Output (Volume):		
Number of Inspections and Investigations of Air Sites	13,000	13,000
Number of Inspections and Investigations of Water Rights Sites	34,000	34,000
Number of Inspections and Investigations of Water Sites and Facilities	8,500	8,500
Number of Inspections and Investigations of Livestock and Poultry Operation Sites	700	700
Number of Inspections and Investigations of Waste Sites	7,358	7,358
C.1.2. Strategy: ENFORCEMENT & COMPLIANCE SUPPORT Output (Volume):		
Number of Environmental Laboratories Accredited	300	300
Number of Small Businesses and Local Governments Assisted	54,000	54,000
D. Goal: POLLUTION CLEANUP Outcome (Results/Impact):		
Percent of Leaking Petroleum Storage Tank Sites Cleaned up	88%	90%
Percent of Superfund Sites Cleaned up	57%	56%
Percent of Voluntary and Brownfield Cleanup Properties Made Available for Commercial, Industrial and Community Redevelopment, or Other Economic Reuse	65%	65.1%
D.1.1. Strategy: STORAGE TANK ADMIN & CLEANUP Output (Volume):		
Number of Petroleum Storage Tank Reimbursement Applications Processed	3,500	0
D.1.2. Strategy: HAZARDOUS MATERIALS CLEANUP Output (Volume):		
Number of Voluntary and Brownfield Cleanups Completed	80	80
Number of Superfund Sites in Texas Undergoing Evaluation and Cleanup	67	73
Number of Superfund Cleanups Completed	4	4
Number of Dry Cleaner Remediation Program Applications Received	30	30
E. Goal: RIVER COMPACT COMMISSIONS Outcome (Results/Impact):		

COMMISSION ON ENVIRONMENTAL QUALITY
(Continued)

The Percentage Received of Texas' Equitable Share of Quality Water Annually as Apportioned by the Canadian River Compact	100%	100%
The Percentage Received of Texas' Equitable Share of Quality Water Annually as Apportioned by the Pecos River Compact	100%	100%
The Percentage Received of Texas' Equitable Share of Quality Water Annually as Apportioned by the Red River Compact	100%	100%
The Percentage Received of Texas' Equitable Share of Quality Water Annually as Apportioned by the Rio Grande River Compact	100%	100%
The Percentage Received of Texas' Equitable Share of Quality Water Annually as Apportioned by the Sabine River Compact	100%	100%

2. **Capital Budget.** None of the funds appropriated above may be expended for capital budget items except as listed below. The amounts shown below shall be expended only for the purposes shown and are not available for expenditure for other purposes. Amounts appropriated above and identified in this provision as appropriations either for "Lease Payments to the Master Lease Purchase Program" or for items with an "(MLPP)" notation shall be expended only for the purpose of making lease-purchase payments to the Texas Public Finance Authority pursuant to the provisions of Government Code, § 1232.103.

	<u>2008</u>	<u>2009</u>
a. Acquisition of Information Resource Technologies ¹¹		
(1) Personal Computer and Printer Replacement	\$ 748,453	\$ 899,493
(2) Software	672,409	UB
(3) Integrated Billing and Accounts Receivable System	363,000	187,800
(4) State of Texas Air Reporting System Web-Based Electronic Submission, Phase II	255,000	UB
(5) TCEQ Automated Budget System Monitoring and LAR System	777,600	380,239
(6) Texas Air Monitoring Information System (TAMIS) New Development	200,000	126,400
(7) Purchasing & Contracts Enterprise	204,000	173,400
(8) Occupational Licensing Program Enhancements	85,000	UB
(9) HR Retooling	275,400	UB
(10) Data Repository, Enhancement for the Water Utility Database (WUD)	297,500	UB
(11) Data Network and Security	707,479	734,598
(12) Data Center Consolidation ¹²	7,399,229	7,211,175
Total, Acquisition of Information Resource Technologies	\$ <u>11,985,070</u>	\$ <u>9,713,105</u>
b. Transportation Items		
(1) Replacement Boats	78,585	50,700
(2) Replacement Vehicles for Agency Fleet	1,574,249	441,679
Total, Transportation Items	\$ <u>1,652,834</u>	\$ <u>492,379</u>
c. Acquisition of Capital Equipment and Items		
(1) Air Monitoring Equipment	1,196,010	1,195,269
(2) Water Monitoring and Analysis Equipment	637,500	637,500
Total, Acquisition of Capital Equipment and Items	\$ <u>1,833,510</u>	\$ <u>1,832,769</u>
Total, Capital Budget	\$ <u><u>15,471,414</u></u>	\$ <u><u>12,038,253</u></u>

¹¹ The Life Cycle Replacement and New Capacity Capital Budget projects were incorporated within the Data Center Consolidation Capital Budget project subsequent to passage of HB 15 by the 80th Legislature, Regular Session.

¹² Incorporates Article IX, § 18.02 (e), of this Act, relating to data center consolidation, which requires data center services expenditures to be categorized as a capital budget item.

COMMISSION ON ENVIRONMENTAL QUALITY
(Continued)

Method of Financing (Capital Budget):

General Revenue Fund	\$	616,689	\$	616,690
<u>General Revenue Fund - Dedicated</u>				
Used Oil Recycling Account No. 146		154,095		142,063
Clean Air Account No. 151		5,770,864		4,802,843
Water Resource Management Account No. 153		2,853,427		1,961,935
TCEQ Occupational Licensing Account No. 468		156,160		46,160
Waste Management Account No. 549		3,172,041		2,576,972
Hazardous and Solid Waste Remediation Fee Account No. 550		2,379,396		1,865,058
Texas Emissions Reduction Plan Account No. 5071		1,171		1,171
Dry Cleaning Facility Release Account No. 5093		4,710		0
Operating Permit Fees Account No. 5094		152,861		25,361
Subtotal, General Revenue Fund - Dedicated	\$	<u>14,644,725</u>	\$	<u>11,421,563</u>
Interagency Contracts		<u>210,000</u>		<u>0</u>
Total, Method of Financing	\$	<u>15,471,414</u>	\$	<u>12,038,253</u>

3. **Contingency Cash Flow.** If the Legislative Budget Board and Governor determine after review of relevant information that cash flow difficulties will occur as a result of the appropriations made above, the board and Governor may authorize the Texas Commission on Environmental Quality (TCEQ) to temporarily expend General Revenue funds for the purpose of meeting the temporary cash flow needs of the TCEQ, limited to the amounts appropriated above. The transfer of funds shall be repaid to the General Revenue Fund by the end of the fiscal year in which the funds were transferred under procedures and standards established by the Comptroller of Public Accounts.
4. **Authorization: Aircraft Chartering.** Notwithstanding any other provision of this Act, the Texas Commission on Environmental Quality is authorized to spend appropriated funds for the chartering of aircraft for the purposes of monitoring environmental quality, and the enforcement of environmental and water rights laws of the State.
5. **Local Air Pollution Grants Allocation.** Out of the amounts appropriated above out of the Clean Air Account No. 151 in Strategy A.1.1, Air Quality Assessment and Planning, an amount not less than \$2,800,000 in each year of the biennium shall be utilized to fund grants or cooperative agreements with eligible local air pollution programs under Health and Safety Code, § 382.0622. It is provided, however, that the combined federal and state share of the funding for any such local air pollution programs shall not exceed 67 percent of the total allocation to the programs, with the local share being based on the local dollars allocated pursuant to maintenance-of-effort requirements for federal air pollution grants.
6. **Fee Revenue: Pollution Control Equipment Exemptions.** Pursuant to Tax Code, § 11.31, included in amounts appropriated above out of the General Revenue Fund in Strategy C.1.3, Pollution Prevention, Recycling, and Innovative Programs, is \$133,600 each fiscal year from fee revenue collected beginning with the effective date of this Act for the purpose of determining whether pollution control equipment is exempt from taxation.

In addition to amounts appropriated above, any amounts collected by the Texas Commission on Environmental Quality pursuant to Tax Code, § 11.31 on or after September 1, 2007, in excess of \$133,600 in each fiscal year of the biennium are hereby appropriated to the agency.

7. **Authorization: Operating Fund.** The Texas Commission on Environmental Quality (TCEQ) is hereby authorized to make transfers from any appropriation made to TCEQ into a single account in the General Revenue Fund known as the "Texas Commission on Environmental Quality Operating Fund" for the purpose of making expenditures for which appropriations were made in this Act. After the expenditures have been made from the fund and as soon as the proper strategies have been identified, TCEQ shall process adjustments to the Comptroller in summary accounts to facilitate accurate cost allocations; provided, however, that each special account and fund shall be used for the purposes as now described by law and nothing shall be done to jeopardize or divert the special accounts and funds or any portion thereof including federal aid.

COMMISSION ON ENVIRONMENTAL QUALITY
(Continued)

8. **Appropriation: Air Quality Planning.** Included in amounts appropriated above out of the Clean Air Account No. 151 in Strategy A.1.1, Air Quality Assessment and Planning, is \$5,075,000 for the biennium for air quality planning activities to reduce ozone and other federally designated criteria pollutants as approved by the Texas Commission on Environmental Quality (TCEQ) in areas including Austin, Corpus Christi, Longview-Tyler-Marshall, San Antonio, and Victoria. These activities may include identifying, inventorying, and monitoring of current pollution levels; modeling future pollution levels; and the identification, quantification, and implementation of potential pollution reduction through appropriate controls. The areas receiving funds shall coordinate with the TCEQ to ensure that these activities are consistent with agency monitoring, inventory and modeling approaches and infrastructure.
9. **Appropriations Limited to Revenue Collections: Occupational Licensing.** It is the intent of the Legislature that fees, fines and other miscellaneous revenues deposited to the TCEQ Occupational Licensing Account No. 468 as authorized and generated by the agency cover, at a minimum, the cost of the appropriations made above for strategy item A.2.4, Occupational Licensing, as well as the "Other direct and indirect costs" associated with this strategy, appropriated elsewhere in this Act. "Other direct and indirect costs" for strategy A.2.4, Occupational Licensing, are estimated to be \$335,538 for fiscal year 2008 and \$337,118 for fiscal year 2009. In the event that actual and/or projected revenue collections are insufficient to offset the costs identified by this provision, the Legislative Budget Board may direct the Comptroller of Public Accounts to reduce the appropriation authority provided above to be within the amount of revenue expected to be available.
10. **Contract with the State Office of Administrative Hearings.** Included in the amounts appropriated above is \$938,860 in fiscal year 2008 and \$938,860 in fiscal year 2009 to cover the cost of contracting with the State Office of Administrative Hearings for funding the Natural Resources Division for the purpose of conducting administrative hearings and for related expenses. The Texas Commission on Environmental Quality (TCEQ) and the State Office of Administrative Hearings may not enter into a contract for an amount less than the amounts specified herein. If the State Office of Administrative Hearings determines, at the end of each fiscal year, that the amount paid under the contract exceeds the necessary funding, it shall refund the difference to TCEQ. If the State Office of Administrative Hearings determines that the amounts are insufficient to fund the Natural Resources Division, the State Office of Administrative Hearings may enter into negotiations with TCEQ in order to renegotiate the interagency contract to provide additional funds for administrative hearings. The State Office of Administrative Hearings is not appropriated any state funds from such renegotiated contracts until it gives written notice to the Legislative Budget Board and the Governor, together with written permission of the agency.
11. **Petroleum Storage Tank Administration.** Out of funds appropriated above in Strategy D.1.1, Storage Tank Administration and Cleanup, not more than \$7,700,000 in gross receipts to the Petroleum Storage Tank Remediation (PSTR) Account No. 655 each fiscal year may be transferred to the Waste Management Account No. 549 for necessary expenses associated with the PSTR Account No. 655 and the groundwater protection cleanup program, in accordance with Water Code, § 26.3573 (d)-(e). Furthermore, the Texas Commission on Environmental Quality (TCEQ) shall not transfer funds, from the PSTR Account No. 655 from Strategy D.1.1, Storage Tank Administration and Cleanup, to any other strategy.

For the purposes of implementing activities supported in Strategy D.1.1, Storage Tank Administration and Cleanup, the TCEQ is exempt from provisions of Article IX relating to the inclusion of temporary or contract workers in the calculation of the number of Full-Time Equivalent (FTE) positions by a state agency.
12. **Texas Parks and Wildlife Environmental Special Investigations Unit.** Included in amounts appropriated above in Strategy C.1.2, Enforcement and Compliance Support, is \$250,000 out of Waste Management Account No. 549 for each fiscal year of the biennium for the purpose of supporting the Texas Parks and Wildlife Department's Environmental Special Investigations Unit to enforce state and federal laws on illegal dumping. This appropriation is contingent on a memorandum of understanding and an interagency transfer of the funds between the Texas Parks and Wildlife Department and the Texas Commission on Environmental Quality to jointly administer the program. Any unexpended balance of this appropriation from fiscal year 2008 is appropriated for the same purpose for fiscal year 2009.

COMMISSION ON ENVIRONMENTAL QUALITY
(Continued)

- 13. Federal Funds and Capital Budget Expenditures.** To comply with the legislative intent to maximize the use of federal funds and to fulfill grant requirements required for the receipt and expenditure of federal funds, the Texas Commission on Environmental Quality (TCEQ) is hereby exempted from the Capital Budget Rider Provisions contained in Article IX of this Act, "Limitations on Expenditures - Capital Budget", when federal funds are received in excess of amounts identified in the agency's Capital Budget Rider and such funds are federally designated solely for the purchase of specific capital items. In addition, TCEQ also is hereby exempted from the Capital Budget Rider provisions within Article IX of this Act when funds are received in the form of gifts to the agency in excess of amounts identified in the agency's Capital Budget Rider and such funds are designated solely for the purchase of specific capital items. The TCEQ shall notify the Legislative Budget Board and the Governor upon receipt of such federal funds or gift proceeds, of the amount received and items to be purchased.
- 14. Appropriation: Refinement and Enhancement of Modeling to Demonstrate Attainment with the Clean Air Act.** Included in amounts appropriated above out of the Clean Air Account No. 151 in Strategy A.1.1, Air Quality Assessment and Planning, is \$1,500,000 in fiscal year 2008 for research to obtain the data and information to refine and enhance any model used to demonstrate attainment with the National Ambient Air Quality Standard (NAAQS) for ozone and other pollutants under the Federal Clean Air Act during the biennium beginning on September 1, 2007. These funds may also be used to collect data and for modeling to demonstrate attainment with the National Ambient Air Quality Standard for Ozone and other pollutants. The Commission on Environmental Quality may contract as necessary to carry out these activities.
- 15. Reallocation of Revenue and Balances for Certain Accounts.** Pursuant to Water Code, § 5.707, and notwithstanding provisions relating to Appropriation Transfers within the General Appropriations Act, the Texas Commission on Environmental Quality is hereby authorized to reallocate not more than 7 percent of the All Funds amount identified in the Method of Finance above from the following accounts (consisting of revenues and balances) to be used for purposes identified in the above strategies.

Used Oil Recycling Account No. 146
Clean Air Account No. 151
Water Resource Management Account No. 153
Watermasters Administration Account No. 158
Occupational Licensing Account No. 468
Waste Management Account No. 549
Hazardous and Solid Waste Remediation Fee Account No. 550
Solid Waste Disposal Account No. 5000
Dry Cleaning Facility Release Account No. 5093
Operating Permit Fee Account No. 5094

The Commission shall notify the Governor and the Legislative Budget Board of any decision to reallocate funds between accounts prior to any such reallocations.

- 16. Appropriation: Low-income Vehicle Repair Assistance, Retrofit, and Accelerated Vehicle Retirement Program (LIRAP).** Included in the amounts appropriated above out of the Clean Air Account No. 151 in Strategy A.1.1, Air Quality Assessment and Planning, is \$45,000,000 in each fiscal year of the 2008-09 biennium in estimated fee revenues from vehicle inspection and maintenance fees generated pursuant to Health and Safety Code, §§ 382.202 and 382.302, to fund the Low-income Vehicle Repair Assistance, Retrofit, and Accelerated Vehicle Retirement Program (LIRAP). Of the amounts, not more than \$210,000 in each fiscal year shall be used by the Texas Commission on Environmental Quality (TCEQ) for costs associated with administering the LIRAP as authorized in Health and Safety Code, § 382.202, and all remaining funds shall be used as LIRAP grants to local governments.

Also included in the amounts appropriated above in Strategy A.1.1, Air Quality Assessment and Planning, is \$5,000,000 in each fiscal year of the 2008-09 biennium in unexpended balances in the Clean Air No. 151 to be used only for purposes authorized in Chapter 382 of the Health and Safety Code for county-implemented local initiatives projects to reduce air emissions, including but not limited to the following: the expansion of AirCheck Texas Repair and Replacement Assistance Program; development and implementation of remote emissions-sensing systems, the Texas Commission on Environmental Quality's (TCEQ) Smoking Vehicle program, and the enhancement of transportation system improvements; and coordination with local law enforcement to reduce counterfeit inspection stickers.

COMMISSION ON ENVIRONMENTAL QUALITY

(Continued)

In addition to the amounts appropriated above, there is hereby appropriated to the TCEQ for the biennium beginning on September 1, 2007 any additional revenues from vehicle inspection and maintenance fees generated from additional counties participating in the LIRAP beginning on or after September 1, 2007. Such funds shall be used to provide grants to local governments and to cover administrative costs of the TCEQ in administering the LIRAP.

17. **Waste Tires.** Out of amounts appropriated above, the Texas Commission on Environmental Quality (TCEQ) shall enforce statutory requirements relating to waste, scrap, or used tires. It is the intent of the Legislature that all reasonable steps be taken to minimize the illegal storage, transport, or disposal of waste or scrap tires. The TCEQ shall audit or otherwise monitor businesses that sell, transport, or store such tires and identify illegal or improper activities as well as study methods for achieving a greater level of compliance for tire disposal within the State of Texas. The TCEQ also shall seek opportunities for coordination with other agencies, such as the Comptroller of Public Accounts, through interagency agreements or contracts. Cooperating agencies shall use routine contracts with taxpayers during audits or other activity to obtain copies of tire manifests or other information relating to tire transport or storage in accordance with Health and Safety Code, § 361.112. Such agreements shall provide that the cooperating agency transmit such records to the Commission for review and analysis and should be designed to have minimal costs for the cooperating agency. The TCEQ shall submit a report not later than December 1, 2008, to the Legislative Budget Board and the Governor detailing their efforts and findings in accordance with this provision.
18. **Statewide Implementation Plan Credit.** The Texas Commission on Environmental Quality (TCEQ) shall evaluate all Congestion Mitigation Air Quality (CMAQ) expenditures by the Texas Department of Transportation that result in quantifiable improvements to air quality in areas considered to be nonattainment for federal air quality standards to determine whether such expenditures could result in nitrogen oxide (NOx) and volatile organic compound (VOC) emissions reductions that may be used as credit in the Statewide Implementation Plan (SIP) submitted to the Environmental Protection Agency (EPA).

At least annually, the TCEQ shall notify the Texas Emissions Reductions Plan (TERP) Advisory Board of its findings regarding potential additional SIP credit. In addition, the TCEQ may include such items in any amendments to the SIP submitted to the EPA.

19. **Appropriations Limited to Revenue Collections: Automobile Emission Inspections.** Included in amounts appropriated above out of the Clean Air Account No. 151 in Strategy A.1.1, Air Quality Assessment and Planning, is \$166,198 in fiscal year 2008 and \$167,645 in fiscal year 2009 for the operation of the vehicle emissions inspection and maintenance program pursuant to § 382.202, Health and Safety Code. These funds are for the purpose of developing, administering, evaluating, and maintaining the vehicle emissions inspection and maintenance program, including federally required reporting measures to demonstrate compliance with applicable federal and state laws.

In addition, if additional counties enter the vehicle emissions inspection and maintenance program during fiscal years 2008-09, 20 percent of revenues generated from the vehicle emissions and inspections fee in the additional counties in each fiscal year are hereby appropriated to the agency for the same purposes.

It is the intent of the Legislature that 20 percent of the fees authorized and generated by the operation of the vehicle emissions inspection and maintenance program cover, at a minimum, the costs of the appropriations made above, as well as the "Other direct and indirect costs" associated with the program, appropriated elsewhere in this Act. "Other direct and indirect costs" for the vehicle emissions inspection and maintenance program are estimated to be \$166,198 for fiscal year 2008 and \$167,645 for fiscal year 2009. In the event that actual and/or projected revenue collections are insufficient to offset the costs identified by this provision, the Legislative Budget Board may direct that the Comptroller of Public Accounts reduce the appropriation authority provided above to be within the amount of revenue expected to be available.

20. **Bosque River Water Quality Monitoring.** Out of funds appropriated above in Strategy A.1.2, Water Assessment and Planning, the Texas Commission on Environmental Quality shall conduct water quality monitoring of the Bosque River.

COMMISSION ON ENVIRONMENTAL QUALITY
(Continued)

21. **Appropriation: Administration Costs for the Texas River Compact Commission.** Out of the amounts appropriated above, and in addition to amounts appropriated above in Goal E, River Compact Commissions, the Texas Commission on Environmental Quality (TCEQ) shall allocate at least \$43,750 for fiscal year 2008 and \$49,750 for fiscal year 2009 to provide for operating costs for the Texas River Compact Commissions. In addition, out of amounts appropriated above, \$10,700 each fiscal year shall be used for support and administrative services for the commissions.
22. **Appropriation: Perpetual Care Account.** In the event of an incident involving the release of radioactive material at a disposal, processing, or storage facility licensed by the Texas Commission on Environmental Quality (TCEQ), the TCEQ is hereby appropriated any revenues from the TCEQ licensee, including the proceeds of securities and interest earned, deposited to the credit of the Perpetual Care Account pursuant to Health and Safety Code, § 401.305 (b) and § 401.301 (d) during the biennium beginning September 1, 2007 (estimated to be \$0). The funds shall be used in Strategy A.3.1, Low-Level Radioactive Waste Management, to mitigate radioactive pollution resulting from activities of a TCEQ licensee as provided in Health and Safety Code, § 401.305 (c)-(d), and pursuant to a memorandum of understanding with the Department of State Health Services relating to the regulations for the control of radiation.
23. **Environmental Health Institute.** Out of amounts appropriated above, the Texas Commission on Environmental Quality (TCEQ) shall use up to \$500,000 out of the Hazardous and Solid Waste Remediation Fee Account No. 550 during the biennium beginning on September 1, 2007 for the support of the Texas Environmental Health Institute (TEHI) established in conjunction with the Department of State Health Services in Health and Safety Code, Chapter 427.
- Any penalty amounts generated during the biennium beginning on September 1, 2007 from the TCEQ's administrative or civil enforcement actions that are invested in a Supplemental Environmental Project conducted by the TEHI or by any other organization in association with the TEHI, shall be considered an expenditure of the TCEQ for the purpose of supporting the TEHI.
24. **Unexpended Balance Authority within the Biennium.** Any unexpended balances on August 31, 2008 in the appropriations made above to the Commission on Environmental Quality are hereby appropriated for the same purposes for the fiscal year beginning on September 1, 2008.
25. **Nuisance Surveys for the Economically Distressed Areas Program.** Out of amounts appropriated above out of the General Revenue Fund in Strategy A.1.2, Water Resource Assessment and Planning, the Texas Commission on Environmental Quality shall reimburse the Texas Department of State Health Services for costs incurred by the Department in conducting nuisance surveys for applicants for financial assistance through the Economically Distressed Areas program administered by the Water Development Board. The Commission shall reimburse such costs through Interagency Contracts with the Department of State Health Services in an amount not to exceed a total of \$250,000 for the biennium beginning on September 1, 2007.
26. **Appropriation in Excess of the Biennial Revenue Estimate: Low-Level Radioactive Waste Disposal.** Included in amounts appropriated above in Strategy A.3.1, Low-Level Radioactive Waste Management is \$1,036,319 in each fiscal year of the 2008-09 biennium out of the Low Level Waste Account No. 88 for costs incurred in the review and evaluation of applications received for a license to operate a low-level radioactive waste disposal site.

Also included in amounts appropriated above in Strategy A.1.3, Low-Level Radioactive Waste Management, in fiscal year 2008 is an amount not to exceed \$750,000 in new fee revenues to the Low-Level Waste Management Account No. 88. This appropriation shall be contingent upon and limited to fee revenues deposited to the credit of Object Code 3589 in the Low Level Waste Account No. 88 in excess of the Comptroller's Biennial Revenue Estimate for 2008-09. The funds shall be used to recover costs in reviewing and evaluating low-level radioactive waste disposal applications pursuant to Health and Safety Code, Chapter 401, during the 2008-09 biennium.

In the event that the fees deposited to the credit of Revenue Object Code 3589 in the Low-Level Waste Account No. 88 are less than \$750,000 during the 2008-09 biennium, the

COMMISSION ON ENVIRONMENTAL QUALITY
(Continued)

Comptroller shall reduce the appropriation authority provided to be within the amount of revenue expected to be available. The Texas Commission on Environmental Quality, upon completion of necessary actions to assess additional fees, shall furnish copies of minutes and other information supporting the estimated revenues to be generated for the 2008-09 biennium from the new fees to the Comptroller of Public Accounts.

27. **On-Site Wastewater Treatment Research Council Fee.** Included in amounts appropriated above in Strategy A.1.2, Water Assessment and Planning, is an amount not to exceed \$330,000 in each fiscal year of the biennium from fees collected and deposited to the General Revenue Fund pursuant to Health and Safety Code, Chapter 367, for costs relating to the On-Site Wastewater Treatment Research Council.
28. **Texas Emissions Reduction Plan (TERP): Grants and Administration.** Included in amounts appropriated above in Strategy A.1.1, Air Quality Assessment and Planning, is \$166,921,594 in fiscal year 2008 and \$170,921,594 in fiscal year 2009 out of the Texas Emissions Reduction Plan Account No. 5071. The funds shall be used as follows: \$146,806,644 in fiscal year 2008 and \$150,337,599 in fiscal year 2009 shall be used as incentive payments for the Diesel Emissions Reduction Programs established in Health and Safety Code, Chapter 386, Subchapter C, of which \$3,750,000 in each fiscal year of the 2008-09 biennium shall be used to implement the Clean School Bus Initiative established in Health and Safety Code, Chapter 390, pursuant to Health and Safety Code § 386.252 (c); \$17,880,033 in fiscal year 2008 and \$18,310,078 in fiscal year 2009 shall be used for grant funding for the New Technology Research Development Program established in Health and Safety Code, Chapter 387 according to provisions in Health and Safety Code § 386.252; and not more than \$2,234,917 in fiscal year 2008 and not more than \$2,273,917 in fiscal year 2009 shall be used to administer the Diesel Emissions Reduction Program and not more than \$250,000 each fiscal year shall be used to administer the New Technology Research Development Program.
29. **Reimbursement of Advisory Committees.** Pursuant to Government Code, § 2110.004, reimbursement of expenses for advisory committee members out of funds appropriated above is limited to the following advisory committees:
- Irrigators Advisory Council
Small Business Compliance Advisory Panel
Municipal Solid Waste Management and Resource Recovery Advisory Council
Pollution Prevention Advisory Committee
Dry Cleaners Advisory Committee
30. **Appropriation: Contracting for Debt Collection.** Included in amounts appropriated above, there is hereby appropriated to the Texas Commission on Environmental Quality (TCEQ) for the biennium beginning on September 1, 2007, all proceeds from overdue and delinquent penalties and fees collected by a contractor working on behalf of the TCEQ to collect such funds. This appropriation shall be limited to the amount necessary to pay the contractor collecting such fees for its services and shall not exceed 18 percent of fine and fee proceeds collected by the contractor (estimated to be \$293,388 for the 2008-09 biennium). All other amounts collected shall be deposited to the General Revenue Fund or to a General Revenue-Dedicated Account, based on the applicable statutory provisions.
31. **Authorization: Water and Air Program Fee Rates.** To provide for the recovery of costs of processing certain water and air applications, the following fee rates are established pursuant to Government Code, Chapter 316, Subchapter E, to be effective during the biennium beginning on September 1, 2007.
- The maximum rate for the fees authorized in Water Code, §§ 5.701 (b-c), shall be \$2,000.
- The maximum rate for fees authorized in Health and Safety Code, § 382.062, shall be \$80,000.
32. **Appropriation: North Bosque and Leon Watersheds Compost Project.** Included in amounts appropriated above in Strategy A.1.2, Water Assessment and Planning, is \$98,853 in General Revenue in fiscal year 2008 to be used during the 2008-09 biennium for the development and implementation of a manure compost project in the North Bosque and Leon River watersheds.

COMMISSION ON ENVIRONMENTAL QUALITY
(Continued)

33. **Contingency Appropriation: Revenue from Increased Fee Rates at Watermaster Offices.** In addition to amounts appropriated above in Strategy A.2.2, Water Resource Permitting, there is hereby appropriated to the Texas Commission on Environmental Quality (TCEQ) fee revenues collected and deposited to the credit of the Watermaster Administration Account No. 158 from additional fees generated pursuant to Water Code, § 11.329 due to the implementation of increased fee rates at the watermaster offices and in excess of the Comptroller's Biennial Revenue Estimate (estimated to be \$0). These funds shall be used for operating costs of the watermaster offices.

This appropriation is contingent upon the TCEQ and the watermaster offices assessing fees sufficient to generate, during the 2008-09 biennium, revenue to cover the appropriations out of the Watermaster Administration Account No. 158. In the event that actual and/or projected revenue collections are insufficient to offset the costs identified by this provision, the Comptroller of Public Accounts shall reduce the appropriation authority provided above to be within the amount of revenue expected to be available. The TCEQ and the watermaster offices, upon completion of necessary actions to assess or increase additional fees, shall furnish copies of minutes and other information supporting the estimated revenues to be generated for the 2008-09 biennium under the revised fee structure to the Comptroller of Public Accounts. If the Comptroller finds the information sufficient to support the projection of increased revenues in excess of those estimated in the Biennial Revenue Estimate for 2008-09, a finding of fact to that effect shall be issued and the contingent appropriation shall be made available for the intended purpose.

34. **Contingency Appropriation: Edwards Aquifer Development Fee.** Included in amounts appropriated above in Strategy A.2.2, Water Resource Permitting, and contingent on passage of House Bill 3098, or similar legislation by the Eightieth Legislature, Regular Session, increasing the Edwards Aquifer Development Fee deposited to the credit of the Water Resource Management Account No. 153, is \$280,232 in fiscal year 2008 and \$248,232 in fiscal year 2009 in new fee revenues to the Water Resource Management Account No. 153 resulting from the fee increase for compliance investigations to ensure that best management practices are being constructed to design specifications. These appropriations are contingent upon the Commission on Environmental Quality assessing fees sufficient to generate, during the 2008-09 biennium, revenue to cover, at a minimum, these appropriations, as well as "Other direct and indirect costs" for the program, appropriated elsewhere in this Act. "Other direct and indirect costs" are estimated to be \$55,605 in fiscal year 2008 and \$55,815 in fiscal year 2009. In the event that actual and/or projected revenue collections are insufficient to offset the costs identified by this provision, the Legislative Budget Board may direct the Comptroller of Public Accounts to reduce the appropriation authority provided above to be within the amount of revenue expected to be available.
35. **Brush Control Program Study.** Out of funds appropriated above, the Commission on Environmental Quality shall submit a report to the Legislative Budget Board and the Governor no later than September 1, 2008 providing the following information on brush control activities being conducted by the Soil and Water Conservation Board: evaluation of the current monitoring programs at the treated sites; identification of proper monitoring approaches where upgrades are needed; and estimation of water enhancement in areas of the state that are characterized by salt cedar, juniper, and mesquite.

GENERAL LAND OFFICE AND VETERANS' LAND BOARD

	For the Years Ending	
	August 31, 2008	August 31, 2009
Method of Financing:		
General Revenue Fund	\$ 3,056,362	\$ 975,462
<u>General Revenue Fund - Dedicated</u>		
Coastal Protection Account No. 027	11,107,391	11,224,022
Coastal Public Lands Management Fee Account No. 450	194,409	194,410
Subtotal, General Revenue Fund - Dedicated	\$ 11,301,800	\$ 11,418,432

GENERAL LAND OFFICE AND VETERANS' LAND BOARD
(Continued)

Federal Funds	25,688,494	29,639,738
<u>Other Funds</u>		
Permanent School Fund No. 044	11,026,681	11,026,682
Texas Veterans Homes Administration Fund No. 374	1,834,503	1,834,503
Veterans Land Program Administration Fund No. 522	15,069,087	15,069,086
Appropriated Receipts	6,090,190	6,134,020
Interagency Contracts	12,620,581	12,622,581
Subtotal, Other Funds	<u>\$ 46,641,042</u>	<u>\$ 46,686,872</u>
Total, Method of Financing	<u><u>\$ 86,687,698</u></u>	<u><u>\$ 88,720,504</u></u>

This bill pattern represents an estimated 6.7% of this agency's estimated total available funds for the biennium.

Number of Full-Time-Equivalents (FTE):¹	605.6	605.6
Schedule of Exempt Positions:		
Land Commissioner, Group 6	\$137,500	\$137,500

Items of Appropriation:

A. Goal: ENHANCE STATE ASSETS

Enhance State Assets and Revenues by Managing State-owned Lands.

A.1.1. Strategy: ENERGY LEASE MANAGEMENT & REV AUDIT ²	\$ 2,672,936	\$ 2,769,806
Assess State Lands' Revenue Potential & Manage Energy Leases/Revenues.		
A.1.2. Strategy: ENERGY MARKETING	\$ 1,029,437	\$ 1,003,437
A.1.3. Strategy: DEFENSE AND PROSECUTION	\$ 2,698,021	\$ 2,233,153
Royalty and Mineral Lease Defense and Prosecution.		
A.1.4. Strategy: UPLANDS LEASING	\$ 540,704	\$ 540,704
Uplands Leasing and Inspection.		
A.1.5. Strategy: COASTAL LEASING	\$ 2,411,167	\$ 2,417,834
Coastal Leasing and Inspection.		
A.2.1. Strategy: ASSET MANAGEMENT ^{3, 4}	\$ 5,010,554	\$ 4,811,804
PSF & State Agency Real Property Evaluation/Acquisition/Disposition.		
A.2.2. Strategy: SURVEYING AND APPRAISAL	<u>\$ 893,174</u>	<u>\$ 922,187</u>
PSF & State Agency Surveying and Appraisal.		
Total, Goal A: ENHANCE STATE ASSETS	<u><u>\$ 15,255,993</u></u>	<u><u>\$ 14,698,925</u></u>

B. Goal: PROTECT THE COASTAL ENVIRONMENT

Protect the Environment, Promote Wise Resource Use, and Create Jobs.

B.1.1. Strategy: COASTAL MANAGEMENT ⁵	\$ 19,869,976	\$ 21,443,358
B.1.2. Strategy: COASTAL EROSION CONTROL GRANTS	\$ 15,826,130	\$ 18,465,315
B.2.1. Strategy: OIL SPILL RESPONSE	\$ 6,612,940	\$ 6,633,688
B.2.2. Strategy: OIL SPILL PREVENTION	<u>\$ 4,050,069</u>	<u>\$ 4,040,629</u>
Total, Goal B: PROTECT THE COASTAL ENVIRONMENT	<u><u>\$ 46,359,115</u></u>	<u><u>\$ 50,582,990</u></u>

¹ Incorporates the passage of HB 3140, 80th Legislature, Regular Session, which authorizes the transfer of call center operations to the General Land Office and Veterans Land Board from the Texas Veterans' Commission, including the transfer of 2 FTEs each fiscal year and the transfer through an Interagency Contract of \$20,080 in General Revenue Funds and \$45,920 in Federal Funds in FY 2008 and \$20,803 in General Revenue Funds and \$47,197 in Federal Funds in FY 2009.

² Incorporates Article IX, § 19.15, which appropriates \$100,000 in FY 2008 and \$80,000 in FY 2009 out of the General Revenue-Dedicated Coastal Protection Account No. 27 for relocation costs of the Interstate Oil and Gas Compact Commission.

³ Incorporates the passage of HB 15, § 30 (a)(11), 80th Legislature, Regular Session, relating to data center services, which appropriates \$78,920 in General Revenue Funds in FY 2008 for the purpose of making payments for data center services.

⁴ Incorporates the passage of HB 15, § 30 (n)(11), 80th Legislature, Regular Session, relating to data center services, which appropriates \$1,980 in General Revenue Funds in FY 2008 for the purpose of making payments for data center consolidation hardware upgrades and physical transfer of equipment.

⁵ Incorporates Article IX, Sec. 19.81 (i), which replaces \$12,500,000 in General Revenue funding each fiscal year with Interagency Contracts funding from the Department of Parks and Wildlife from the Sporting Goods Sales Tax Transfer to the General Revenue-Dedicated State Parks Account No. 64.

GENERAL LAND OFFICE AND VETERANS' LAND BOARD
(Continued)

C. Goal: VETERANS' LAND BOARD (VLB)		
Provide Benefit Programs to Texas Veterans.		
C.1.1. Strategy: VETERANS' LOAN PROGRAMS ⁶	\$ 12,153,408	\$ 12,122,734
C.1.2. Strategy: VETERANS' HOMES ⁷	\$ 4,421,534	\$ 2,522,799
State Veterans' Homes.		
C.1.3. Strategy: VETERANS' CEMETERIES	\$ 8,497,648	\$ 8,793,056
State Veterans' Cemeteries.		
Total, Goal C: VETERANS' LAND BOARD (VLB)	\$ 25,072,590	\$ 23,438,589
Grand Total, GENERAL LAND OFFICE AND VETERANS' LAND BOARD	\$ 86,687,698	\$ 88,720,504
Object-of-Expense Informational Listing:		
Salaries and Wages	\$ 31,436,156	\$ 31,476,853
Other Personnel Costs	869,749	860,309
Professional Fees and Services	8,266,652	7,678,331
Fuels and Lubricants	144,999	144,999
Consumable Supplies	277,958	277,097
Utilities	565,272	565,272
Travel	1,117,209	1,089,727
Rent - Building	370,333	369,333
Rent - Machine and Other	182,385	180,385
Other Operating Expense	9,024,678	8,717,518
Grants	26,382,555	29,917,007
Capital Expenditures	8,049,752	7,443,673
Total, Object-of-Expense Informational Listing	\$ 86,687,698	\$ 88,720,504
Estimated Allocations for Employee Benefits and Debt Service Appropriations Made Elsewhere in this Act:		
<u>Employee Benefits</u>		
Retirement	\$ 2,077,656	\$ 2,108,821
Group Insurance	3,994,939	4,082,771
Social Security	2,512,774	2,550,466
Benefits Replacement	261,422	248,351
Subtotal, Employee Benefits	\$ 8,846,791	\$ 8,990,409
<u>Debt Service</u>		
Lease Payments	\$ 173,320	\$ 176,489
Total, Estimated Allocations for Employee Benefits and Debt Service Appropriations Made Elsewhere in this Act	\$ 9,020,111	\$ 9,166,898

1. **Performance Measure Targets.** The following is a listing of the key performance target levels for the General Land Office and Veterans' Land Board. It is the intent of the Legislature that appropriations made by this Act be utilized in the most efficient and effective manner possible to achieve the intended mission of the General Land Office and Veterans' Land Board. In order to achieve the objectives and service standards established by this Act, the General Land Office and Veterans' Land Board shall make every effort to attain the following designated key performance target levels associated with each item of appropriation.

	<u>2008</u>	<u>2009</u>
A. Goal: ENHANCE STATE ASSETS		
Outcome (Results/Impact):		
Percent of Permanent School Fund Uplands Acreage Leased	85%	85%
Average Annual Rate of Return on Real Property		
Investments Made by the GLO on Behalf of the PSF	8.5%	8.5%
A.1.1. Strategy: ENERGY LEASE MANAGEMENT & REV AUDIT		

⁶ Incorporates the passage of HB 3140, 80th Legislature, Regular Session, which authorizes the transfer of call center operations to the General Land Office and Veterans Land Board, including the transfer of 2 FTEs each fiscal year and the transfer through an Interagency Contract of \$20,080 in General Revenue Funds and \$45,920 in Federal Funds in FY 2008 and \$20,803 in General Revenue Funds and \$47,197 in Federal Funds in FY 2009.

⁷ Incorporates Article IX, § 19.60, which appropriates \$2,000,000 out of the General Revenue Fund in FY 2008 for the construction of the HEARTS Veterans Museum in Walker County.

GENERAL LAND OFFICE AND VETERANS' LAND BOARD
(Continued)

Output (Volume):		
Amount of Revenue Detected from Audits	8,000,000	8,000,000
A.1.2. Strategy: ENERGY MARKETING		
Output (Volume):		
Average Monthly Volume of In-kind Gas Sold in MMBtu	2,512,394	2,587,766
Average Monthly Volume of In-kind Oil Sold in Barrels	55,586	58,365
A.1.4. Strategy: UPLANDS LEASING		
Output (Volume):		
Annual Revenue from Uplands Surface Leases	9,600,000	9,600,000
A.1.5. Strategy: COASTAL LEASING		
Output (Volume):		
Annual Revenue from Coastal Leases	2,700,000	2,700,000
A.2.1. Strategy: ASSET MANAGEMENT		
Output (Volume):		
Annual Value of Permanent School Fund Real Estate Transactions	468,000,000	298,000,000
B. Goal: PROTECT THE COASTAL ENVIRONMENT		
Outcome (Results/Impact):		
Percent of Eroding Shorelines Maintained, Protected or Restored for Gulf Beaches and Other Shorelines	17.5%	17.5%
B.1.1. Strategy: COASTAL MANAGEMENT		
Output (Volume):		
Number of Coastal Management Program Grants Awarded	65	65
B.2.1. Strategy: OIL SPILL RESPONSE		
Output (Volume):		
Number of Oil Spill Responses	1,043	1,043
B.2.2. Strategy: OIL SPILL PREVENTION		
Output (Volume):		
Number of Prevention Activities - Vessels	1,400	1,400
C. Goal: VETERANS' LAND BOARD (VLB)		
Outcome (Results/Impact):		
Percent of Texas Veterans Reached through Direct Outreach Efforts	17.5%	18%
Percent of Total Loan Income Used for Administrative Purposes	15.27%	15.5%
C.1.1. Strategy: VETERANS' LOAN PROGRAMS		
Output (Volume):		
Dollar Volume of Program Loans Serviced by Veterans' Land Board	324,959,000	296,099,000
Efficiencies:		
Average Number of Loans Serviced Per Loan Servicer	1,902	1,687
C.1.2. Strategy: VETERANS' HOMES		
Output (Volume):		
Occupancy Rate at Veterans Homes	80%	79%
C.1.3. Strategy: VETERANS' CEMETERIES		
Output (Volume):		
Number of Interments Provided by the State Veterans Cemetery Program	925	1,000
2. Capital Budget. Funds appropriated above may be expended for capital budget items listed below. The amounts identified for each item may be adjusted or expended on other capital expenditures, subject to the aggregate dollar restrictions on capital budget expenditures provided in the General Provisions of this Act.		
	2008	2009
a. Construction of Buildings and Facilities		
(1) Oily Bilge Reclamation Systems	\$ 130,000	\$ 130,000
(2) Cemetery Construction ⁸	\$ 6,103,000	\$ 6,467,000
Total, Construction of Buildings and Facilities	\$ 6,233,000	\$ 6,597,000
b. Acquisition of Information Resource Technologies		
(1) Disaster Recovery Project	95,000	95,000
(2) Hardware/Server Rotation Project	390,000	390,000
(3) Aggregated Hardware/Software Project	75,100	71,000
(4) Field Automation and Workflow Project (FAWP)	150,000	150,000

⁸ The “Cemetery Construction” Capital Budget Item was inadvertently left out of the listing of Capital Budget projects in previous versions of HB 1.

GENERAL LAND OFFICE AND VETERANS' LAND BOARD
(Continued)

(5) Coastal Resources Imagery Project	910,000	0
(6) Archives & Records Management System	0	200,000
(7) Telecommuting/Mobile User Expansion	0	80,000
(8) Storage Enhancement Project	628,000	0
(9) Data Center Consolidation ⁹	<u>\$ 78,920</u>	<u>\$ 0</u>
Total, Acquisition of Information Resource Technologies	<u>\$ 2,327,020</u>	<u>\$ 986,000</u>
c. Transportation Items		
(1) Vehicles - Replacement	169,780	162,000
(2) Boats - Replacement	<u>\$ 54,500</u>	<u>\$ 66,000</u>
Total, Transportation Items	<u>\$ 224,280</u>	<u>\$ 228,000</u>
d. Acquisition of Capital Equipment and Items		
(1) Equipment - Replacement	\$ 76,604	\$ 230,806
Total, Capital Budget	<u><u>\$ 8,860,904</u></u>	<u><u>\$ 8,041,806</u></u>
Method of Financing (Capital Budget):		
General Revenue Fund	\$ 78,920	\$ 0
GR Dedicated - Coastal Protection Account No. 027	487,637	527,506
Federal Funds	7,641,000	6,627,000
<u>Other Funds</u>		
Appropriated Receipts	50,000	50,000
Permanent School Fund No. 044	234,423	285,700
Veterans Land Program Administration Fund No. 522	<u>368,924</u>	<u>551,600</u>
Subtotal, Other Funds	<u>\$ 653,347</u>	<u>\$ 887,300</u>
Total, Method of Financing	<u><u>\$ 8,860,904</u></u>	<u><u>\$ 8,041,806</u></u>

3. **Per Diem: Boards, Commissions, and Councils.** Citizen members of the School Land Board, Veterans' Land Board, Boards for Lease, and the Coastal Coordination Council may be paid per diem at a rate not to exceed the amount established elsewhere in this Act and actual expenses from funds appropriated above.
4. **Appropriation Source: Veterans' Land Program.** In addition to amounts appropriated above, there is hereby appropriated from the Veterans' Land Funds, the Veterans' Housing Assistance Funds and the fund for State Veterans' Homes, all amounts necessary to administer the Veterans' Land Program, Veterans' Housing Assistance Program, State Veterans' Homes, and Veterans' Cemeteries, including the amounts incurred in issuing bonds, in compensating a Housing Program Administrator, and in paying contracts for services rendered in administering the land and housing programs, as created and authorized by Article III, § 49b of the Texas Constitution, as amended and Chapter 164 of the Natural Resources Code.
5. **Appropriation of Receipts: Land Sales Expenses.** Pursuant to §§ 31.1571, 31.158 and 32.112, Natural Resources Code, there is hereby appropriated to the General Land Office receipts from land sales sufficient to cover the usual and customary costs of conducting real estate transactions as authorized to be retained by the General Land Office and the School Land Board.
6. **Transfer Authority.** Notwithstanding limitations on appropriation transfers contained in the General Provisions of this Act, the General Land Office and Veterans' Land Board, is hereby authorized to direct agency resources within the General Land Office and Veterans' Land Board, and transfer such amounts appropriated above between strategy line items.

⁹ Incorporates Article IX, § 18.02 (e), of this Act, relating to data center consolidation, which requires data center services expenditures to be categorized as a budget item.

GENERAL LAND OFFICE AND VETERANS' LAND BOARD

(Continued)

7. **Appropriation: Defense of Title to Permanent School Fund Real Property and Prosecution of Mineral Lease Claims or Cases.** Included in amounts appropriated above in Strategy A.1.3, Defense and Prosecution, is \$2,450,000 in fiscal year 2008 and \$1,250,000 in fiscal year 2009 in Appropriated Receipts from funds recovered for the Permanent School Fund by the General Land Office from the prosecution of Relinquishment Act, royalty deficiency and other mineral lease claims or cases. Such funds are to be used for the defense of title to Permanent School Fund real property, and the prosecution of Relinquishment Act, royalty deficiency and other mineral lease claims or cases.
8. **Unexpended Balances Within the Biennium.** Any unexpended balances as of August 31, 2008 in the appropriations made herein to the General Land Office and Veterans' Land Board are hereby appropriated for the same purpose for the fiscal year beginning September 1, 2008.
9. **Appropriation: Easement Fees for Use of State-owned Riverbeds.** Included in the amounts appropriated above in Strategy A.1.4, Uplands Leasing, are all unencumbered balances on hand as of August 31, 2007 (not to exceed \$100,000 in Appropriated Receipts), and all amounts collected as easement fees for use of state-owned riverbeds pursuant to § 51.291, Natural Resources Code, or agency rules, during the biennium beginning September 1, 2007, for the removal or improvement of unauthorized structures on Permanent School Fund real property.
10. **Reporting Requirements: Veterans' Land Board Loan Programs.** It is the intent of the Legislature that the General Land Office and Veterans' Land Board submit the following information on the Veterans' Land Board Housing and Land Loan Programs to the Bond Review Board on a semi-annual basis: the current and historical program cash flows for the last five fiscal years; a comparison of the net revenues of the programs to the debt service on the bonds; a comparison of actual to forecasted loan and investment income; and the number and dollar amount of foreclosures as a percentage of all active loans in the programs.
11. **Medicaid Reimbursement Rates for Texas State Veterans Homes.** It is the intent of the Legislature that the Health and Human Services Commission, in consultation with the General Land Office and Veterans' Land Board and pursuant to existing general law authority, should establish Medicaid reimbursement rates for long-term care services provided to Medicaid-eligible veterans who reside in veterans homes established and operated pursuant to Chapter 164, Natural Resources Code, that contract with the Texas Department of Aging and Disability Services to provide nursing facility services. The Health and Human Services Commission shall report on December 1 of each fiscal year in the biennium to the Legislative Budget Board and the Governor on the following: how many, on average, Medicaid-eligible veterans are in the veteran's homes; how many current residents of the homes are determined to be Medicaid-eligible in the prior fiscal year; and how many Medicaid-eligible veterans transfer into the homes and how many enter the homes as their initial nursing facility during the previous fiscal year. In addition, the report shall contain the total amount of Medicaid reimbursements paid in the prior fiscal year for veterans, the average daily rate paid to the facilities, and any other information requested by the Legislative Budget Board and the Governor.
12. **Real Property Investment Reporting.** On or before December 1 of each fiscal year, the General Land Office (GLO) shall submit to the Governor and Legislature a report on the amount of funds invested each year in the acquisition of real property, as well as the amount the GLO expects to invest on real property acquisitions in the following fiscal year. The report shall include the amount of funds expended from the Permanent School Fund No. 44 as well as the amount of funds deposited to the Permanent School Fund No. 44 as a result of real property sales, leases, or other investment income.
13. **Appropriation: Shared Project Funds.** Included in amounts appropriated above out of Appropriated Receipts in Strategy B.1.2, Coastal Erosion Control Grants, are estimated receipts for shared project funds received in accordance with Natural Resources Code, Chapter 33, Subchapter H, § 33.603(c)(1) and § 33.604 (estimated to be \$2,625,000 for fiscal year 2008 and \$3,125,000 for fiscal year 2009).
14. **Appropriation of Receipts: Real Property Sales and Mineral Royalties.** The General Land Office is hereby appropriated all additional receipts from real property sales of the Permanent School Fund (PSF) conducted by the General Land Office and all receipts from the lease of PSF land for mineral development, including royalties from existing and future active mineral leases of PSF lands that are necessary to purchase fee or lesser interests in real

GENERAL LAND OFFICE AND VETERANS' LAND BOARD
(Continued)

property for the use and benefit of the PSF or for the purpose of purchasing easements for access to PSF land as authorized by Natural Resources Code § 11.079. Any of these Appropriated Receipts from the sale of PSF real property or lease of PSF minerals which remain unexpended for more than two years are to be transferred into the PSF as required by Natural Resources Code § 51.401(d).

15. **Appropriation: Receipts and Account Balances for Surface Damages.** Included in the amounts appropriated above out of the Permanent School Fund No. 44 in Strategy A.2.1, Asset Management, is \$500,000 in each fiscal year of the biennium beginning on September 1, 2007 in receipts collected as surface damages pursuant to Natural Resources Code §§ 52.297, 53.115, 31.051, 51.291, 51.295, and 51.296. Such funds are appropriated for the purpose of funding conservation or reclamation projects, making permanent improvements on Permanent School Fund (PSF) real property, and making grants to a lessee of PSF real property for these purposes and for the purpose of purchasing easements for access to PSF land, as authorized by Natural Resources Code § 11.079. In addition to the funds appropriated above, additional revenues received from surface damage receipts during the biennium beginning on September 1, 2007 (estimated to be \$0) are hereby appropriated to the General Land Office for the same purposes.
16. **Marketing, Acquisition, or Disposition of Real Property Purchased by the Permanent School Fund.** Included in the amounts appropriated above in Strategy A.2.1, Asset Management, are funds generated by the leasing of Permanent School Fund (PSF) real property surface interests to pay reasonable and necessary costs incurred by the General Land Office for the marketing, acquisition, or disposition of real property purchased with proceeds of the PSF (estimated to be \$1,600,000 in each fiscal year of the biennium beginning on September 1, 2007).
17. **Appropriation Authority of Coastal Protection Account Funds.** Included in amounts appropriated above in Strategy B.1.2, Coastal Erosion Control Grants, is an estimated \$370,000 in fiscal year 2008 and \$509,000 in fiscal year 2009 in interest earnings out of the Coastal Protection Account No. 27.
18. **State Energy Marketing Program.** It is the intent of the Legislature that the General Land Office use a portion of the revenue from real property sales of the Permanent School Fund (PSF) and all receipts from the lease of PSF real property for mineral development, including royalties from existing and future active mineral leases of PSF land, to manage the State Energy Marketing Program as authorized by Natural Resources Code § 31.401 and Utilities Code §§ 35.102 and 104.2545.
19. **Out of State Travel Limitation.** Notwithstanding limitations contained elsewhere in this Act on the expenditure of appropriated funds for travel outside the state of Texas, expenditures by the General Land Office and Veterans' Land Board on out-of-state travel shall not exceed \$120,000 in any fiscal year.

PARKS AND WILDLIFE DEPARTMENT¹

	For the Years Ending	
	August 31, 2008	August 31, 2009
Method of Financing:		
<u>General Revenue Fund</u>		
General Revenue Fund	\$ 10,771,875	\$ 8,245,770
Sporting Goods Sales Tax - Transfer To:		
State Parks Account No. 64	29,290,000	29,590,000
Texas Recreation and Parks Account No. 467	15,500,000	15,500,000
Texas Parks and Wildlife Capital and Conservation Account No. 5004	1,000,000	1,000,000
Unclaimed Refunds of Motorboat Fuel Tax	16,121,762	16,121,762

¹ Does not include appropriations in Article IX, § 19.61, totaling \$1,372,831 in each year in All Funds for Schedule C pay raises.

PARKS AND WILDLIFE DEPARTMENT
(Continued)

Boat and Boat Motor Sales and Use Tax	5,300,000	5,300,000
Subtotal, General Revenue Fund	<u>\$ 77,983,637</u>	<u>\$ 75,757,532</u>
<u>General Revenue Fund - Dedicated</u>		
Game, Fish and Water Safety Account No. 9	99,242,903	101,190,879
State Parks Account No. 64	41,144,133	44,926,783
Texas Recreation and Parks Account No. 467	26,235,000	9,550,000
Non-Game and Endangered Species Conservation Account No. 506	23,315	23,315
Texas Parks and Wildlife Capital and Conservation Account No. 5004	5,479,650	3,057,877
Shrimp License Buy Back Account No. 5023	96,000	96,000
Big Bend National Park Account No. 5030	156,000	52,000
Waterfowl/Wetland Conservation License Plate Account No. 5057	50,000	24,000
Texas Lions Camp License Plate Account No. 5116	28,000	6,000
Marine Mammal Recovery License Plate Account No. 5120	26,000	6,000
Subtotal, General Revenue Fund - Dedicated	<u>\$ 172,481,001</u>	<u>\$ 158,932,854</u>
<u>Federal Funds</u>		
Federal Funds	41,743,914	38,970,216
Subtotal, Federal Funds	<u>\$ 41,743,914</u>	<u>\$ 38,970,216</u>
<u>Other Funds</u>		
Appropriated Receipts	16,409,706	6,238,612
Interagency Contracts	250,000	250,000
Bond Proceeds - General Obligation Bonds	38,292,813	37,500,000
Subtotal, Other Funds	<u>\$ 54,952,519</u>	<u>\$ 43,988,612</u>
Total, Method of Financing	<u><u>\$ 347,161,071</u></u>	<u><u>\$ 317,649,214</u></u>

This bill pattern represents an estimated 99.6% of this agency's estimated total available funds for the biennium.

Number of Full-Time-Equivalents (FTE):²	3,100.1	3,100.1
Schedule of Exempt Positions:		
Executive Director, Group 5	\$130,000	\$130,000

Items of Appropriation:

A. Goal: CONSERVE NATURAL RESOURCES

Conserve Fish, Wildlife, and Natural Resources.

A.1.1. Strategy: WILDLIFE CONSERVATION³	\$ 22,031,792	\$ 20,184,123
Wildlife Conservation, Habitat Management, and Research.		
A.1.2. Strategy: TECHNICAL GUIDANCE	\$ 460,952	\$ 460,953
Technical Guidance to Private Landowners and the General Public.		
A.1.3. Strategy: HUNTING AND WILDLIFE RECREATION	\$ 1,229,536	\$ 1,229,536
Enhanced Hunting and Wildlife-related Recreational Opportunities.		
A.2.1. Strategy: INLAND FISHERIES MANAGEMENT⁴	\$ 11,518,824	\$ 11,183,413
Inland Fisheries Management, Habitat Conservation, and Research.		
A.2.2. Strategy: INLAND HATCHERIES OPERATIONS	\$ 3,683,108	\$ 3,688,108
A.2.3. Strategy: COASTAL FISHERIES MANAGEMENT⁴	\$ 11,789,715	\$ 11,611,210
Coastal Fisheries Management, Habitat Conservation and Research.		

² Incorporates Article IX, §§ 18.02 (c), 19.81, and 19.24, of this Act, due to the enactment of HB 12 and SB 3, 80th Legislature, Regular Session, relating to data center consolidation; the limitation on the Sporting Goods Sales Tax revenue credited to the Texas Parks and Wildlife Department (TPWD), and transferring sites from TPWD to the Texas Historical Commission; and the management of water resources, including the protection of instream flows and freshwater inflows, resulting in a decrease to the FTE cap of 18.0 FTEs each fiscal year.

³ Modified for allocation of administrative reductions.

⁴ Incorporates Article IX, § 19.24, due to the enactment of SB 3, by the 80th Legislature, Regular Session, relating to the management of water resources, including the protection of instream flows and freshwater inflows, resulting in an increase of \$183,849 in FY 2008 and \$178,164 in FY 2009 from the General Revenue-Dedicated Game, Fish and Water Safety Account No. 9 and an increase of 3.0 FTEs each fiscal year.

PARKS AND WILDLIFE DEPARTMENT
(Continued)

A.2.4. Strategy: COASTAL HATCHERIES OPERATIONS	\$ 2,329,010	\$ 2,329,010
Total, Goal A: CONSERVE NATURAL RESOURCES	\$ 53,042,937	\$ 50,686,353
B. Goal: ACCESS TO STATE AND LOCAL PARKS		
B.1.1. Strategy: STATE PARK OPERATIONS ⁵ State Parks, Historic Sites and State Natural Area Operations.	\$ 72,306,450	\$ 69,837,195
B.1.2. Strategy: PARKS MINOR REPAIR PROGRAM	\$ 5,523,291	\$ 5,032,356
B.1.3. Strategy: PARKS SUPPORT	\$ 6,699,919	\$ 6,686,524
B.2.1. Strategy: LOCAL PARK GRANTS Provide Local Park Grants.	\$ 33,072,445	\$ 16,387,445
B.2.2. Strategy: BOATING ACCESS AND OTHER GRANTS Provide Boating Access, Trails and Other Grants.	\$ 6,782,338	\$ 6,782,338
Total, Goal B: ACCESS TO STATE AND LOCAL PARKS	\$ 124,384,443	\$ 104,725,858
C. Goal: INCREASE AWARENESS AND COMPLIANCE		
C.1.1. Strategy: ENFORCEMENT PROGRAMS Wildlife, Fisheries and Water Safety Enforcement.	\$ 41,653,965	\$ 41,671,241
C.1.2. Strategy: WARDEN TRAINING ACADEMY Game Warden Training Academy.	\$ 1,193,166	\$ 779,474
C.1.3. Strategy: LAW ENFORCEMENT SUPPORT Provide Law Enforcement Oversight, Management and Support.	\$ 1,871,299	\$ 1,871,300
C.2.1. Strategy: HUNTER AND BOATER EDUCATION Provide Hunter and Boater Education Programs.	\$ 1,226,105	\$ 1,238,405
C.2.2. Strategy: TP&W MAGAZINE Texas Parks & Wildlife Magazine.	\$ 2,534,854	\$ 2,564,855
C.2.3. Strategy: COMMUNICATION PRODUCTS AND SERVICES ⁶ Provide Communication Products and Services.	\$ 2,719,952	\$ 2,721,152
C.2.4. Strategy: OUTREACH AND EDUCATION Provide Outreach and Education Programs.	\$ 1,221,368	\$ 1,221,368
C.3.1. Strategy: LICENSE ISSUANCE Hunting and Fishing License Issuance.	\$ 7,454,836	\$ 7,454,837
C.3.2. Strategy: BOAT REGISTRATION AND TITLING ^{7, 8}	\$ 1,743,376	\$ 1,660,673
Total, Goal C: INCREASE AWARENESS AND COMPLIANCE	\$ 61,618,921	\$ 61,183,305
D. Goal: MANAGE CAPITAL PROGRAMS		
D.1.1. Strategy: IMPROVEMENTS AND MAJOR REPAIRS ⁹ Implement Capital Improvements and Major Repairs.	\$ 63,996,798	\$ 64,459,193
D.1.2. Strategy: LAND ACQUISITION	\$ 12,018,980	\$ 4,618,982
D.1.3. Strategy: INFRASTRUCTURE ADMINISTRATION Infrastructure Program Administration.	\$ 4,727,441	\$ 4,727,437

⁵ Incorporates Article IX, § 19.81, of this Act, due to the enactment of HB 12, 80th Legislature, Regular Session, relating to the limitation on the Sporting Goods Sales Tax revenue credited to the Texas Parks and Wildlife Department (TPWD), and transferring sites from TPWD to the Texas Historical Commission, resulting in an increase in General Revenue-Related accounts of \$22,738,355 in FY 2008 and \$27,038,355 in FY 2009 and a decrease of 12.0 FTEs each fiscal year.

⁶ Modified for allocation of administrative reductions.

⁷ Incorporates Article IX, § 19.99, of this Act, due to the enactment of similar legislation in HB 12 (in lieu of SB 997 which did not pass) by the 80th Legislature, Regular Session, relating to the regulation of commercially operated party boats on public waters, resulting in an increase of \$56,250 in each fiscal year from the General Revenue-Dedicated Game, Fish and Water Safety Account No. 9.

⁸ Incorporates Article IX, § 19.117, of this Act, due to the enactment of HB 3764, 80th Legislature, Regular Session, relating to use of marine dealer, distributor, and manufacturer numbers and issuance of validation cards, resulting in an increase of \$82,704 in FY 2008 from the General Revenue-Dedicated Game, Fish and Water Safety Account No. 9.

⁹ Incorporates Article IX, § 19.70, of this Act, relating to appropriation of the remaining Proposition 8 general obligation bond proceeds and Article IX, § 19.71, of this Act, relating to the contingent appropriation of general obligation bond proceeds, subject to the approval of a proposition by Texas voters as authorized by SJR 65, 80th Legislature, Regular Session.

PARKS AND WILDLIFE DEPARTMENT
(Continued)

D.1.4. Strategy: DEBT SERVICE ¹⁰ Meet Debt Service Requirements.	\$ 7,711,907	\$ 7,615,245
Total, Goal D: MANAGE CAPITAL PROGRAMS	\$ 88,455,126	\$ 81,420,857
E. Goal: INDIRECT ADMINISTRATION		
E.1.1. Strategy: CENTRAL ADMINISTRATION ¹¹	\$ 7,914,838	\$ 7,915,488
E.1.2. Strategy: INFORMATION RESOURCES ^{12, 13}	\$ 8,903,546	\$ 8,880,657
E.1.3. Strategy: OTHER SUPPORT SERVICES	\$ 2,841,260	\$ 2,836,696
Total, Goal E: INDIRECT ADMINISTRATION	\$ 19,659,644	\$ 19,632,841
Grand Total, PARKS AND WILDLIFE DEPARTMENT	<u>\$ 347,161,071</u>	<u>\$ 317,649,214</u>
Object-of-Expense Informational Listing:		
Salaries and Wages	\$ 122,367,449	\$ 122,106,433
Other Personnel Costs	3,605,138	3,592,678
Professional Fees and Services	8,216,456	8,092,730
Fuels and Lubricants	6,508,678	6,885,942
Consumable Supplies	3,039,823	3,025,944
Utilities	11,736,473	12,150,925
Travel	2,712,237	2,705,409
Rent - Building	1,704,321	1,696,821
Rent - Machine and Other	1,953,896	1,971,296
Debt Service	7,711,907	7,615,245
Other Operating Expense	62,074,386	58,334,090
Grants	40,758,454	22,080,953
Capital Expenditures	<u>74,771,853</u>	<u>67,390,748</u>
Total, Object-of-Expense Informational Listing	<u>\$ 347,161,071</u>	<u>\$ 317,649,214</u>
Estimated Allocations for Employee Benefits and Debt Service Appropriations Made Elsewhere in this Act:		
<u>Employee Benefits</u>		
Retirement	\$ 7,365,315	\$ 7,475,795
Group Insurance	22,166,256	22,743,706
Social Security	8,853,567	8,986,371
Benefits Replacement	<u>1,177,868</u>	<u>1,118,975</u>
Subtotal, Employee Benefits	\$ 39,563,006	\$ 40,324,847
<u>Debt Service</u>		
TPFA GO Bond Debt Service	\$ 11,010,143	\$ 11,843,679
Lease Payments	<u>136,977</u>	<u>134,676</u>
Subtotal, Debt Service	\$ 11,147,120	\$ 11,978,355
Total, Estimated Allocations for Employee Benefits and Debt Service Appropriations Made Elsewhere in this Act	<u>\$ 50,710,126</u>	<u>\$ 52,303,202</u>

- 1. Performance Measure Targets.** The following is a listing of the key performance target levels for the Parks and Wildlife Department. It is the intent of the Legislature that appropriations made by this Act be utilized in the most efficient and effective manner possible to achieve the intended mission of the Parks and Wildlife Department. In order to achieve the objectives and service

¹⁰ Modified by the enactment of HB 12, 80th Legislature, Regular Session, which transferred 18 historic sites to the Texas Historical Commission: a decrease of \$94,866 in FY 2008 and \$92,631 in FY 2009 from General Revenue for revenue bond debt service.

¹¹ Modified for allocation of administrative reductions.

¹² Incorporates the passage of HB 15, § 30 (a)(5), 80th Legislature, Regular Session, relating to data center services, which appropriated \$2,734,431 out of the General Revenue-Dedicated Game, Fish and Water Safety Account No. 9 and the State Parks Account No. 64 for the purpose of making payments for data center services.

¹³ Incorporates the passage of HB 15, § 30 (n)(4), 80th Legislature, Regular Session, relating to data center services, which appropriated \$214,000 out of the General Revenue-Dedicated Game, Fish and Water Safety Account No. 9 and the State Parks Account No. 64 for the purpose of making for data center consolidation hardware upgrades and physical transfer of equipment.

PARKS AND WILDLIFE DEPARTMENT
(Continued)

standards established by this Act, the Parks and Wildlife Department shall make every effort to attain the following designated key performance target levels associated with each item of appropriation.

	<u>2008</u>	<u>2009</u>
A. Goal: CONSERVE NATURAL RESOURCES		
Outcome (Results/Impact):		
Percent of Private Land Acreage in Texas Managed to Enhance Wildlife	14.05%	15.25%
Percent of Fish and Wildlife Kills or Pollution Cases Resolved Successfully	77%	77%
A.1.1. Strategy: WILDLIFE CONSERVATION		
Output (Volume):		
Number of Wildlife Population and Harvest Surveys Conducted	888	888
A.1.2. Strategy: TECHNICAL GUIDANCE		
Output (Volume):		
Number of Active Management Agreements with Private Landowners	6,327	6,590
A.2.2. Strategy: INLAND HATCHERIES OPERATIONS		
Output (Volume):		
Number of Fingerlings Stocked - Inland Fisheries (in millions)	14.5	14.5
A.2.3. Strategy: COASTAL FISHERIES MANAGEMENT		
Output (Volume):		
Number of Commercial Fishing Licenses Bought Back	177	177
A.2.4. Strategy: COASTAL HATCHERIES OPERATIONS		
Output (Volume):		
Number of Fingerlings Stocked - Coastal Fisheries (in millions)	24	24
B. Goal: ACCESS TO STATE AND LOCAL PARKS		
Outcome (Results/Impact):		
Percent of State Parks Maintenance and Minor Repair Needs Met	4.02%	2.7%
B.1.1. Strategy: STATE PARK OPERATIONS		
Output (Volume):		
Number of State Parks in Operation	90	90
B.1.2. Strategy: PARKS MINOR REPAIR PROGRAM		
Output (Volume):		
Number of State Park Minor Repair/Maintenance Needs Met	500	430
B.2.1. Strategy: LOCAL PARK GRANTS		
Output (Volume):		
Number of Grant Assisted Projects Completed	38	30
C. Goal: INCREASE AWARENESS AND COMPLIANCE		
Outcome (Results/Impact):		
Percent of Public Compliance with Agency Rules and Regulations	97	97
C.1.1. Strategy: ENFORCEMENT PROGRAMS		
Output (Volume):		
Miles Patrolled in Vehicles (in millions)	11.5	11.5
Hours Patrolled in Boats	139,700	139,700
C.2.1. Strategy: HUNTER AND BOATER EDUCATION		
Output (Volume):		
Number of Students Trained in Hunter Education	32,000	32,000
Number of Students Trained in Boater Education	11,000	11,000
C.2.4. Strategy: OUTREACH AND EDUCATION		
Output (Volume):		
Number of Outreach and Education Programs and Events Held	717	717
C.3.1. Strategy: LICENSE ISSUANCE		
Output (Volume):		
Number of Combination Licenses Sold	516,000	516,000
D. Goal: MANAGE CAPITAL PROGRAMS		
Outcome (Results/Impact):		
Percent of Scheduled Major Repair/Construction Projects Completed	62%	62%
D.1.1. Strategy: IMPROVEMENTS AND MAJOR REPAIRS		
Output (Volume):		
Number of Major Repair/Construction Projects Completed	30	20

2. **Capital Budget.** None of the funds appropriated above may be expended for capital budget items except as listed below. The amounts shown below shall be expended only for the

PARKS AND WILDLIFE DEPARTMENT
(Continued)

purposes shown and are not available for expenditure for other purposes. Amounts appropriated above and identified in this provision as appropriations either for "Lease Payments to the Master Lease Purchase Program" or for items with an "(MLPP)" notation shall be expended only for the purpose of making lease-purchase payments to the Texas Public Finance Authority pursuant to the provisions of Government Code § 1232.103.

	<u>2008</u>	<u>2009</u>
a. Acquisition of Land and Other Real Property		
(1) Land Acquisition ¹⁴	\$ 11,700,000	\$ 4,300,000
b. Construction of Buildings and Facilities		
(1) Construction of Buildings and Facilities	19,428,436	14,010,831 & UB
(2) Construction and Major Repairs (New Proposition 8) ¹⁵	17,000,000	0
(3) Construction and Major Repairs (SJR 65 / SB2033) ¹⁵	14,620,000	37,500,000
c. Acquisition of Information Resource Technologies		
(1) Mainframe upgrades, microcomputers, and other equipment	2,010,811	1,921,503
(2) Data Center Consolidation ¹⁶	2,700,059	2,700,089
d. Transportation Items		
(1) Purchase of Vehicles	6,429,946	5,507,556
e. Acquisition of Capital Equipment and Items		
(1) Office, field, marine and lab equipment	450,079	455,079
(2) Capital Equipment	2,958,534	2,958,534
 Total, Acquisition of Capital Equipment and Items	 \$ 3,408,613	 \$ 3,413,613
 Total, Capital Budget	 \$ 77,297,865	 \$ 69,353,592
 Method of Financing (Capital Budget):		
General Revenue Fund	\$ 606,079	\$ 186,079
 <u>General Revenue Fund - Dedicated</u>		
Game, Fish and Water Safety Account No. 9	13,192,896	15,661,713
State Parks Account No. 64	7,915,818	7,959,331
Texas Parks and Wildlife Capital and Conservation Account No. 5004	<u>696,867</u>	<u>110,169</u>
 Subtotal, General Revenue Fund - Dedicated	 \$ 21,805,581	 \$ 23,731,213
 Federal Funds	 2,832,298	 46,300
 <u>Other Funds</u>		
Appropriated Receipts	13,761,094	7,890,000
Bond Proceeds - General Obligation Bonds	38,292,813	37,500,000
Subtotal, Other Funds	\$ 52,053,907	\$ 45,390,000
 Total, Method of Financing	 \$ 77,297,865	 \$ 69,353,592

¹⁴ Incorporates Article IX, § 19.81, of this Act, due to the enactment of HB 12,80th Legislature, Regular Session, relating to the limitation on the Sporting Goods Sales Tax revenue credited to the Texas Parks and Wildlife Department (TPWD), and transferring sites from TPWD to the Texas Historical Commission, resulting in an increase in General Revenue-Related accounts of \$22,738,355 in FY 2008 and \$27,038,355 in FY 2009 and a decrease of 12.0 FTEs each fiscal year.

¹⁵ Incorporates Article IX, § 19.70, of this Act, relating to appropriation of the remaining Proposition 8 general obligation bond proceeds, and Article IX, § 19.71, of this Act, relating to the contingent appropriation of general obligation bond proceeds, subject to the approval of a proposition by Texas voters as authorized by SJR 65, 80th Legislature, Regular Session.

¹⁶ Incorporates Article IX, § 18.02 (e), of this Act, relating to data center consolidation, which requires data center services expenditures to be categorized as a capital budget item.

(Continued)

- ### General Revenue-Dedicated Accounts

Federal Funds	\$	598,128
---------------	----	---------

Other Funds

8. Construction and Land Owner Incentive Grants. Any funds appropriated above in Strategies B.2.1, Local Park Grants and B.2.2, Boating Access and Other Grants that are utilized for grants awarded for local park construction projects in excess of \$25,000 and any funds appropriated above in Strategy A.1.2, Technical Guidance to private landowners and the

PARKS AND WILDLIFE DEPARTMENT

(Continued)

general public that are utilized for landowner incentive grants shall be treated as construction appropriations for the purpose of determining the life of the appropriation under the provisions of § 403.071, Government Code. It is provided, however, that the Texas Parks and Wildlife Department shall provide the Governor and the Legislative Budget Board a status report at the close of each fiscal year showing the progress and costs for any grant for local park construction projects and landowner incentive grants not completed within two years of the date the grant was awarded.

9. **Fund Transfer Authority.** The Texas Parks and Wildlife Department is hereby authorized to transfer funds between any funds/accounts authorized by the Parks and Wildlife Code in order to alleviate cash flow problems during the biennium. All funds transferred must be returned to the original fund/account before the end of the biennium.
10. **Clothing Provision.** It is the intent of the Legislature that no funds may be expended to provide a clothing or cleaning allowance to any non-uniformed personnel. The Texas Parks and Wildlife Department may continue to expend funds for a cleaning allowance not to exceed \$500 per employee per year.
11. **Lease Payments.** Included in amounts appropriated above in Strategy D.1.4, Debt Service are lease payments of \$5,057,932 in fiscal year 2008 and \$4,959,470 in fiscal year 2009 out of the General Revenue Fund which shall be transferred to the Texas Public Finance Authority for debt service payments on revenue bonds or other revenue obligations as authorized by § 13.0045, Parks and Wildlife Code.¹⁷ Also included in the amounts appropriated above in Strategy D.1.4, Debt Service are lease payments of \$2,653,975 in fiscal year 2008 and \$2,655,775 in fiscal year 2009 out of the General Revenue-Dedicated Game, Fish and Water Safety Account No. 9 which shall be transferred to the Texas Public Finance Authority for debt service payments on revenue bonds or other obligations for the freshwater fish hatchery.
12. **Appropriation: State-owned Housing Authorized.** The Texas Parks and Wildlife Department (TPWD) shall recover at least 20 percent of the established fair market rental value of housing from persons residing in state-owned housing first employed before September 1, 2005 and 100 percent of the established fair market rental value of housing from persons residing in state-owned housing employed on or after September 1, 2005. If the TPWD requires an employee to live on-site in state-owned housing as a condition of employment, then the TPWD shall recover at least 20 percent of the established market rental value of housing regardless of the date of employment. Additionally, the TPWD will report biennially to the Legislative Budget Board and the Governor, the race, gender, and ethnicity, position title and classification, and salary of employees that reside in state-owned housing.

Included in the amounts appropriated above is rental income collected from employee housing (estimated to be \$21,333 in Appropriated Receipts each fiscal year in Strategy A.1.1, Wildlife Conservation; estimated to be \$21,333 in Appropriated Receipts each fiscal year in Strategy A.2.2, Inland Hatcheries Operations; estimated to be \$21,334 in Appropriated Receipts each fiscal year in Strategy A.2.4, Coastal Hatcheries Operations; and, estimated to be \$215,037 in Appropriated Receipts each fiscal year in Strategy B.1.2, Parks Minor Repair Program.) The recovered funds are appropriated to the TPWD for maintenance or replacement of employee housing.

Notwithstanding any other provision in this Act, the TPWD is hereby authorized to construct two new state-owned residences to provide 24-hour on-site supervision and maintenance for the new freshwater fish hatchery in East Texas at a cost not to exceed \$150,000 per residence.

Additionally, notwithstanding the provisions in Article IX of this Act, the TPWD is authorized to expend amounts in excess of \$25,000 per residence for the biennium as necessary to repair or replace state-owned housing, provided that the agency submits advanced notification to the Legislative Budget Board and the Governor.

13. **Indoor Recreational Facilities.** Included in the amounts appropriated above in Strategy B.2.1, Local Park Grants, and Strategy B.2.2, Boating Access and Other Grants is \$32,185,000 in fiscal year 2008 and \$15,500,000 in fiscal year 2009 out of the Texas Recreation and Parks Account No. 467 (\$15,500,000 per year out of the Sporting Good Sales Tax transfer to the

¹⁷ Modified by the enactment of HB 12, 80th Legislature, Regular Session, which transferred 18 historic sites to the Texas Historical Commission: a decrease of \$94,866 in FY 2008 and \$92,631 in FY 2009 from General Revenue for revenue bond debt service.

PARKS AND WILDLIFE DEPARTMENT
(Continued)

Account and \$16,685,000 out of unexpended fund balances). From this account, the Texas Parks and Wildlife Department shall use an amount equal to \$7,152,750 of the total amounts allocated for grants in Strategy B.2.1, Local Park Grants and Strategy B.2.2, Boating Access and Other Grants for the 2008-09 biennium to fund local grants for the development of indoor recreation facilities. Any unexpended balances of such appropriations on August 31, 2008 are appropriated for the same purpose for the fiscal year beginning September 1, 2008.

- 14. Appropriation: License Plate Receipts.** Included in amounts appropriated above in Strategies A.1.1, Wildlife Conservation, A.2.1, Inland Fisheries Management, A.2.3, Coastal Fisheries Management, and B.1.1, State Park Operations, are all balances and revenue collected on or after September 1, 2007 (estimated to be \$3,421,775 in the Texas Parks and Wildlife Conservation and Capital Account No. 5004; \$208,000 in Big Bend National Park Account No. 5030; \$74,000 in Waterfowl and Wetland Conservation License Plate Account No. 5057; \$34,000 in Texas Lions Camp License Plate Account No. 5116; \$32,000 in Marine Mammal Recovery License Plate Account No. 5120; and, \$0 in General Revenue associated with the sale of Texas PGA Junior Golf license plates over the biennium) from the sale of license plates, including any new license plates that the Texas Parks and Wildlife Department agrees to administer on behalf of a sponsoring organization, as provided by the Texas Transportation Code §§ 504.606 (Big Bend), 504.627 (Waterfowl and Wetland), 504.629 (Texas PGA Junior Golf), 504.644 (Marine Mammal Recovery), 504.656 (Texas Lions Camp), and 504.801 (other private nonprofit organizations).

License plate balances and receipts in subaccounts of the Texas Parks and Wildlife Conservation and Capital Account No. 5004 are estimated to be \$1,963,514 for Horned Toad specialty plates; \$807,036 for Bluebonnet specialty plates; \$396,111 for Whitetail Deer specialty plates; and \$255,114 for Largemouth Bass specialty plates for a total of \$3,421,775 as noted above.

- 15. Reporting Requirements: Full-Time Equivalent Positions.** The Texas Parks and Wildlife Department shall submit a semi-annual report to the Legislative Budget Board and the Governor which lists the number of authorized, budgeted, and filled positions in Strategy C.1.1, Enforcement Programs and C.1.2, Game Warden Training Academy. The report must include the classification of each position.
- 16. Reporting Requirements: Game Warden Academies.** The Texas Parks and Wildlife Department (TPWD) shall submit an annual plan to ensure the fulfillment of the agency's FTEs for Game Wardens. The TPWD shall submit a report to the Legislative Budget Board and the Governor within 30 days of the completion of a Game Warden Academy which lists the total number of applicants, the number selected to attend the academy, and the number who successfully complete the academy. The report shall include the race, ethnicity, gender, prior law enforcement experience, and educational background of all applicants; the applicants selected to attend the academy; the graduates of the academy; and those graduates who accepted positions with the agency.
- 17. Appropriation of Certain Concession Receipts.** Concession receipts generated as a result of the efforts of volunteer groups in state parks or other agency facilities are included in amounts appropriated above to Strategy B.1.1, State Park Operations (estimated to be \$0 in Appropriated Receipts for the biennium beginning September 1, 2007), and Strategy A.2.4, Coastal Hatcheries Operations (estimated to be \$100,000 in Appropriated Receipts for the biennium beginning September 1, 2007). These concession receipts shall be credited for the benefit of the specific state park or other agency facility where the funds are generated by volunteer groups. Concession receipts generated as a result of the efforts of department employees or leased concession contracts with third parties are appropriated in the strategies above and are not subject to this rider.
- 18. Payments to License Agents.** Included in amounts appropriated above in Strategy C.3.1, License Issuance, are amounts necessary for payments to license agents (estimated to be \$3,657,000 in each fiscal year out of the Game, Fish and Water Safety Account No. 9). Such amounts shall be used for the sole purpose of payments to license agents for the costs of issuing and collecting money associated with the sale of licenses, stamp endorsements, permits, tags and other similar items issued under the Parks and Wildlife Code.
- 19. Unexpended Balances: Sale of Game Warden Academy.** In the event that the sale of the department's existing Game Warden Academy is not finalized in the 2006-07 biennium, the Texas Parks and Wildlife Department (TPWD) is authorized to carry forward any unexpended

PARKS AND WILDLIFE DEPARTMENT

(Continued)

balances of appropriations authorized by the Seventy-ninth Legislature and associated with the sale of the department's existing Game Warden Academy facility at 100 West 50th Street in Austin. Additional proceeds resulting from an increase in appraised value of the Game Warden Academy facility (estimated to be \$500,000) shall be used for the purpose of constructing and equipping a new Texas Game Warden Academy. Notwithstanding any other provision in this Act, the TPWD is hereby authorized to construct two new state-owned residences to provide 24-hour on-site supervision and maintenance for the new Texas Game Warden Academy at a cost not to exceed \$150,000 per residence.

20. **Capital Budget Expenditures from Federal and Other Funding Sources.** The Texas Parks and Wildlife Department (TPWD) is hereby exempted from the capital budget rider provisions contained in Article IX of this Act when gifts, grants, inter-local funds and federal funds are received in excess of the amounts identified in the agency's capital budget rider and such funds are designated by the donor, grantee or federal agency solely for construction and repairs, or purchase of specific capital items.

Additionally, the TPWD is hereby exempted from the capital budget rider provisions when pass through funds to local entities are received in excess of the amounts identified in the agency's capital budget rider and such funds are designated by the donor, grantee or federal agency solely for the acquisition of land. This provision does not exempt the TPWD from capital budget rider provisions for state land acquisition.

Amounts expended from these funding sources shall not count towards the limitation imposed by capital budget provisions elsewhere in this Act. The TPWD shall notify the Legislative Budget Board and the Governor upon receipt of such funds, of the amount received and the items to be purchased.

21. **Headquarters-based Vehicles.** It is the intent of the Legislature that at any given point and time during the 2008-09 biennium, no more than 60 vehicles be assigned to the Texas Parks and Wildlife Department (TPWD) headquarters facility located in Austin, Texas. However, contingent on the TPWD relocating approximately 70 staff from Austin lease space to the headquarters facility, the number of vehicles that may be assigned to the headquarters facility is increased to 90 vehicles.
22. **Appropriation: Land Sale Proceeds.** Included in amounts appropriated above in Strategy D.1.1. Improvements and Major Repairs, and D.1.2. Land Acquisition, are all balances (including balances from the sale of the Game Warden Academy) as of August 31, 2007, and all proceeds collected on or after September 1, 2007 (balances and revenues estimated to be \$12,900,000 in Appropriated Receipts) from the sale of Texas Parks and Wildlife Department (TPWD) lands, including the sale of land identified as underutilized and sold by the General Land Office. In accordance with Parks and Wildlife Code § 13.009, the balances and proceeds from the sale of these lands may be used only to improve or acquire other real property dedicated to the same purpose for which the land sold was dedicated. Excluding balances from the sale of the Game Warden Academy (estimated to be \$1,200,000) and Eagle Mountain Lake (estimated to be \$9,600,000), land sale proceeds (estimated to be \$2,100,000) may only be used to acquire adjacent tracts, in-holdings of TPWD lands, or improvements and repairs at existing parks. Balances in proceeds from the sale of the Game Warden Academy are restricted to constructing and equipping the new Game Warden Academy. Any unexpended balances and revenue remaining as of August 31, 2008 are appropriated for the same purpose for the fiscal year beginning September 1, 2008.
23. **State Park Facilities and Operations Management.** Using the funds appropriated above to the various strategies that are specified in the following provisions, or to any relevant strategy, the Texas Parks and Wildlife Department shall:
- a. Require state park employees to use a standard definition to identify or flag health and safety-related repair needs in its facility management information system; and require the Infrastructure Division to monitor and set priorities to address new health and safety-related facility problems on a weekly basis.
 - b. Redirect \$107,161 each fiscal year and three full-time equivalent employees to Strategy B.1.3, Parks Support, from Strategy E.1.1, Central Administration, so that the Budget Management section can perform critical budget analyses, and so that public safety staff, such as the Law Enforcement Division, can produce reports on the number of accidents, injuries, as well as property damage and crime incidents in each state park.

PARKS AND WILDLIFE DEPARTMENT
(Continued)

- c. From Strategies B.1.1, State Park Operations and B.1.3, State Park Support, develop and implement an annual state park performance review process that evaluates visitor satisfaction, safety, staff performance, occupancy rates, park and concession profitability, and the facility maintenance of each state park and historic site.
 - d. From Strategies B.1.1, State Park Operations and B.1.3, State Park Support, ensure that all park managers conduct a thorough competitive analysis that shows their competitors' fee levels (e.g., private campgrounds such as KOA), visitor capacity, services, and amenities. These analyses should accompany the manager's annual fee proposals, and the entire package should be submitted electronically.
- 24. Collection and Reporting of Major Equipment Usage Statistics.** Out of funds appropriated above, the Texas Parks and Wildlife Department shall collect usage statistics on all major equipment maintained and operated by the Department. Major equipment includes such items as dump trucks, mowers, tractors, graders, or other, non-personal transportation, major construction or grounds maintenance equipment used in the operation of the state parks system. The Department shall collect, at minimum, the actual hours of operation of each piece of equipment and the geographical distribution of the equipment during the fiscal year studied, but shall also include other usage statistics necessary to determine the actual major equipment needs of the state parks system, including explicit justification for idle equipment. The Department shall report the findings of major equipment usage to the Legislative Budget Board and the Governor no later than October 1 of each fiscal year for the proceeding fiscal year, beginning on October 1, 2008.
- 25. Texas State Railroad.** It is the intent of the Legislature that \$10,000,000 in federal Transportation Enhancement Program funds administered by the Texas Department of Transportation be made available for the Texas State Railroad project in fiscal year 2008 contingent upon the project being approved by the Texas Parks and Wildlife Commission for transfer to a consortium of the Cities of Palestine and Rusk and meeting federal grant requirements of the Transportation Enhancement Program as defined by federal Department of Transportation, Federal Highway Administration federal regulations in Title 23 of the United States Code. The Texas Parks and Wildlife Department (TPWD) in conjunction with the Texas Department of Transportation will review the Texas State Railroad project to determine if the Texas State Railroad project meets the federal Transportation Enhancement Program guidelines in Title 23 of the United States Code. Out of funds appropriated above in Strategy B.1.1, State Park Operations is \$2,000,000 in fiscal year 2008 to provide a 20 percent match to the \$10,000,000 in Transportation Enhancement program funds. If the Texas State Railroad project is approved, any unexpended balances for the project at the end of fiscal year 2008 are authorized for the same purpose in fiscal year 2009.
- 26. Caddo Lake Boat Lane.** Out of the funds appropriated above in Strategy A.2.1, Inland Fisheries Management, \$120,000 in each fiscal year from the General Revenue-Dedicated Game, Fish and Water Safety Account No. 9 shall be used for clearance and maintenance of boat lanes at Caddo Lake. Any unexpended balances in the \$120,000 designated for clearance and maintenance of boat lanes at Caddo Lake as of August 31, 2008 are hereby appropriated for the same purpose in the fiscal year beginning September 1, 2008.
- 27. Appropriation of Receipts out of the General Revenue-Dedicated Accounts.** For the biennium beginning September 1, 2007 the Texas Parks and Wildlife Department (TPWD) is hereby appropriated any additional revenues that are certified by the Comptroller's finding of fact and are in excess of the amounts reflected in the Comptroller's Biennial Revenue Estimate for each year of the biennium (estimated to be \$1.0 million for the biennium in the General Revenue-Dedicated Game Fish and Water Safety Account No. 9 and \$2.0 million for the biennium in the General Revenue-Dedicated State Parks Account No. 64 in all Revenue Object Codes except Revenue Object Code 3461 and included in amounts appropriated above.)
- Also included in amounts appropriated above in Strategy B.1.1, State Park Operations is an amount contingent on any enhanced collections from state park visitor fees (Revenue Object Code 3461) that are certified by the Comptroller's finding of fact and in excess of the amounts reflected in the Comptroller's Biennial Revenue Estimate for each year of the biennium (not to exceed \$8.0 million each fiscal year in the General Revenue-Dedicated State Parks Account No. 64). TPWD is authorized to transfer collected amounts to Strategy B.1.2, Minor Repair or other strategies as appropriate. Transfers of collected amounts are exempted from the limitation on transferability contained in Article IX, Section 14.01 of this Act.

PARKS AND WILDLIFE DEPARTMENT

(Continued)

The department shall submit a plan to the Legislative Budget and the Governor by October 1, 2007 which indicates targeted and actual revenues for each state park for fiscal years 2005, 2006, and 2007, as well as revenue targets for fiscal years 2008 and 2009 for enhanced collections from existing state park user fees. The plan must demonstrate how each state park will contribute to the overall goal of increasing state park system revenue by \$8.0 million annually. The department must notify the Legislative Budget Board and the Governor before it increases state park user fees in the 2008-09 biennium, and the department is not authorized to generate the \$16.0 million in enhanced collections appropriated in this provision from increases in state park user fees, unless the proposed fee increase is a result of a comprehensive fee analysis as recommended in the State Auditor's Office Report No. 07-021 and has been reviewed by the Legislative Budget Board at least 30 days before the Commission takes formal action on the increase.

Any fiscal year 2008 unexpended balances from additional revenue collections in excess of the Biennial Revenue Estimate as of August 31, 2008 are hereby appropriated for the fiscal year beginning September 1, 2008. The TPWD is specifically authorized to expend these funds for purposes authorized by the Parks and Wildlife Code, including capital budget purposes. Such expenditures must comply with limitations established for salary, travel, and capital expenditures, employment levels, and other provisions contained in Article IX of this Act. Each year, the TPWD shall notify the Comptroller of Public Accounts, the Legislative Budget Board, and the Governor of the amount that the department projects will be received in excess of the amount contained in the Comptroller's Biennial Revenue Estimate for each of the department's General Revenue-Dedicated accounts along with sufficient information to reflect how that estimate was determined. If the Comptroller finds the information sufficient to support the projection of additional revenues, a finding of fact to that effect shall be issued to reflect the additional revenue available for each General Revenue-Dedicated account. In the event the Comptroller issues a finding of fact that additional revenue is available, the TPWD shall notify the Legislative Budget Board, the Governor, and the Comptroller of Public Accounts the purposes for which the additional revenue is budgeted.

- 28. Fish and Shellfish Consumption Advisories.** Out of the amounts appropriated above in Strategies A.2.1, Inland Fisheries Management and A.2.3, Coastal Fisheries Management the Texas Parks and Wildlife Department shall use \$20,000 each fiscal year from the General Revenue-Dedicated Game, Fish and Water Safety Account No. 9, to post signs at those water bodies for which the Seafood and Aquatic Life Group of the Texas Department of State Health Services has advisories and bans from consumption of contaminated fish or shellfish.

29. Implementation of State Auditor's Recommendations.

- (a) It is the intent of the Legislature that the Texas Parks and Wildlife Department (department) use funds appropriated above to implement the recommendations contained in the State Auditor's *An Audit Report on Financial Processes at the Parks and Wildlife Department* Report No. 07-021.
- (b) Additionally, the department shall use funds appropriated above:
1. To prepare a comprehensive implementation plan to carry out the recommendations set out in the State Auditor's Report No. 07-021, and submit the plan to the Legislative Budget Board and the Governor no later than August 31, 2007. The plan shall include the timelines the department stated in its management response to the audit report and address elements including:
 - A. visitation and revenue reporting
 - B. cost estimate processes
 - C. financial controls;
 2. To submit quarterly reports and a biennial report to the Legislative Budget Board, the Governor, and the State Auditor that indicate the extent to which each recommendation contained in the aforementioned implementation plan has been implemented, information about significant costs, and any factors that may impede full implementation. Quarterly reports must be submitted 30 days after each quarter ends; the biennial report must be submitted by November 30, 2008;

PARKS AND WILDLIFE DEPARTMENT
(Continued)

3. To annually report to the State Auditor's Office on the status of the implementation of the recommendations, pursuant to Section 321.014(f) of the Texas Government Code;
4. To notify the Governor, Legislative Budget Board, and the State Auditor at least six months before closing or transferring any state park.

(c) Out of funds appropriated above, the department shall redirect agency resources to add 16.0 auditor positions in the Internal Audit Division in order to implement the recommendations contained in the State Auditor's *An Audit Report on Financial Processes at the Parks and Wildlife Department* Report No. 07-021. The department shall maintain an internal auditing program in compliance with the provisions of the Texas Internal Auditing Act, which shall incorporate, at a minimum, the assignment of an internal auditor at each regional park office. Each internal auditor assigned pursuant to this provision shall report either directly to the members of the Texas Parks and Wildlife Commission or to the internal auditor appointed pursuant to Government Code § 2102.006.

An internal auditor whose duty station is assigned pursuant to this provision may consider suggestions from a Parks Regional Director in developing proposals for the department's annual audit plan.

(d) Out of funds appropriated above, the Comptroller may not release \$17,103,744 for the 2008-09 biennium (\$8,845,221 in fiscal year 2008 and \$8,258,523 in fiscal year 2009)¹⁸ without prior written notification from the Legislative Budget Board and the Governor that the department has satisfactorily adhered to the implementation plan required above. The department should report its progress in implementing the recommendations to the Legislative Budget Board, the Governor, and the State Auditor no later than July 1, 2007 and July 1, 2008 before appropriations may be released and available by September 1 of each fiscal year in the 2008-09 biennium.

30. Business Plan for Construction or Repair of Facilities. Prior to proceeding with the construction or repair of facilities with funds appropriated by this Act, the Texas Parks and Wildlife Department (TPWD) shall submit a plan to the Legislative Budget Board by September 30, 2007 which includes the following elements:

- a. The results of a study contracted with a private vendor having expertise in public attendance and collections to determine whether repairs or new construction will increase park attendance and generate additional revenue to cover costs;
- b. The status of controls to ensure park visitation data is accurate and to enhance collections from park visitors;
- c. Clearly defined criteria and methodologies to identify health and safety repair needs and a list of identified projects meeting the criteria;
- d. Cost estimate for each facility;
- e. Estimated construction timeline for each facility;
- f. The potential savings from using more economical materials for historic structural repairs; and,
- g. An analysis of capital repairs or new construction, which consider, among others factors, the following:
 - (1) whether a public need exists that warrants repairs or new construction;
 - (2) whether repairs or new construction will enhance or maintain the recreational benefits or preserve the historical significance of sites; and,
 - (3) whether an adjacent state park or historic site can serve the demand for recreational opportunities.

The Texas Parks and Wildlife Department shall not proceed with the construction or repair of TPWD facilities with funds appropriated by this Act until the Legislative Budget Board is

¹⁸ Modified to correct amounts subject to release by the Comptroller.

PARKS AND WILDLIFE DEPARTMENT

(Continued)

provided with and approves a plan which specifically addresses the elements in this provision. Further, TPWD shall provide monthly reports to the Legislative Budget Board and the Governor that identify all facility repair and constructions projects for which actual costs have varied from original cost estimates by 10 percent or more at any point during a project's lifespan; and any related changes in project cost estimates.

- 31. State Park System Study.** The Texas Parks and Wildlife Department (TPWD) shall conduct a study that will accomplish the following goals:
1. The study will determine the resources and steps necessary to meet a definition of a high quality state park system. The criteria that should be used include:
 - a. condition of facility infrastructure,
 - b. frequency of maintenance schedule,
 - c. amenities available,
 - d. facilities with high demand/utilization,
 - e. facilities with a high return on investment,
 - f. facilities where a higher fee may be charged without impacting utilization, and
 - g. any other criteria that the TPWD determines is appropriate.
 2. It will identify those parks that meet those criteria; those parks that could meet that criteria with upgrades, the cost of those upgrades and additional revenue generated as a result of upgrades; and finally those parks that should be transferred to a non-state entity or closed. Another factor that the TPWD should consider is the degree to which the recreational value of a park to its visitors justifies its operating costs.
 3. Based on that analysis, the TPWD shall determine the savings associated with transferring or closing the identified parks; and how the savings could be used to improve the remaining state parks so they meet the criteria for a high quality state park system.

The TPWD shall produce a work plan that indicates how the study will be conducted and report will be produced, with a study process timeline. The work plan should be submitted to the Legislative Budget Board and the Governor no later than January 1, 2008. The work plan and the actual work plan implementation should provide ample opportunity for public input and comments. A progress update that indicates the extent to which the TPWD has implemented its work plan should be submitted to the Governor and the Legislative Budget Board no later than July 1, 2008. The final report that is produced as a result of the study should contain findings and conclusions relevant to the first and second goals stated above. The report should specifically indicate how the TPWD determined the cost estimates and other significant factors that formed the basis for the report's findings and conclusions. It should also identify how the TPWD implemented its work plan, plus the methodology, steps, and processes that were involved in order to arrive at the report's findings and conclusions. The study final report should be submitted to the Legislative Budget Board and the Governor no later than October 1, 2008.

- 32. Border Security.** Included in amounts appropriated above out of the General Revenue Fund is \$837,100 and 6.3 additional FTEs in fiscal year 2008 and \$854,400 and 15.0 additional FTEs in fiscal year 2009 in Strategy C.1.1, Enforcement Programs; \$413,693 and 8.7 additional FTEs in fiscal year 2008 in Strategy C.1.2, Warden Training Academy; and \$20,000 in fiscal year 2008 in Strategy E.1.2, Information Resources for the purposes of enhancing border security.
- 33. Battleship TEXAS.** Included in amounts appropriated elsewhere in this Act is \$25,000,000 from General Obligation Bonds contingent upon passage and voter approval of Senate Joint Resolution 65 and passage of Senate Bill 2033 and \$4,000,000 from Appropriated Receipts included in amounts appropriated above (\$410,000 in fiscal year 2008 and \$3,590,000 in fiscal year 2009) for repairs to the Battleship TEXAS. The Texas Parks and Wildlife Department (TPWD) is not authorized to expend General Obligation Bonds for project repairs until an initial naval engineering assessment of the condition of the ship has been completed and proposed courses of action and related costs for additional repairs have been reviewed and approved by the Legislative Budget Board. If the project is approved, TPWD shall file a report with the Legislative Budget Board, the Governor, and the Battleship TEXAS Foundation within 30 days following November 30, February 28, May 31, and August 31 of

PARKS AND WILDLIFE DEPARTMENT
(Continued)

each fiscal year showing the progress and costs of the project, including a repair schedule and the purpose for each expenditure. Any unexpended balances for this purpose remaining as of August 31, 2008 are hereby appropriated for the fiscal year beginning September 1, 2008 for the same purposes.

- 34. Local Park Grants.** Out of funds appropriated above in Strategy B.2.1, Local Park Grants, the Texas Department of Parks and Wildlife (TPWD) shall allocate up to \$16,685,000 in matching funds for the following grants:

- a. \$1,000,000 in matching funds for Townwood Park construction;
- b. \$60,000 in matching funds for renovations of the Kleberg County Youth Soccer Complex;
- c. \$800,000 in matching funds for park construction in Rio Grande City;
- d. \$1,125,000 in matching funds for Senator Frank Madla Memorial Park;
- e. \$600,000 in matching funds for expansion of rehabilitation services at the Gladys Porter Zoo;
- f. \$200,000 in matching funds for Raymac Park construction;
- g. \$600,000 in matching funds for Sylvester Turner Park construction;
- h. \$2,000,000 in matching funds for construction of the McAllen City Park;
- i. \$500,000 in matching funds for construction at the Sibley Nature Center;
- j. \$750,000 in matching funds for construction of the Will Looney Legacy Park;
- k. \$1,000,000 in matching funds for Beal Park construction;
- l. \$500,000 in matching funds for the City of DeSoto, Old Nance Farm;
- m. \$200,000 in matching funds for the City of Lancaster;
- n. \$300,000 in matching funds for Armand Bayou Nature Center Discovery Loop;
- o. \$400,000 in matching funds for the Rio Grande Valley Nature Center;
- p. \$1,400,000 in matching funds for nonprofit organizations and municipalities that operate local zoos;
- q. \$3,750,000 in matching funds for the City of Houston 11th Street Park; and,
- r. \$1,500,000 in matching funds for the Spring Creek Parkway in Harris and Montgomery Counties.

Grants designated in this provision must meet the procedural requirements under Chapter 24, Parks and Wildlife Code. Any unexpended balances as of August 31, 2008 in funds allocated above for local park grants are hereby appropriated for the same purpose for the fiscal year beginning September 1, 2008.

- 35. Proceeds from Sale of Eagle Mountain Lake.** The Texas Parks and Wildlife Department (TPWD) is appropriated the receipts from the sale of Eagle Mountain Lake State Park (estimated to be \$9,600,000) for the sole purpose of acquiring other real property dedicated to the same purpose for which the land sold was dedicated. TPWD may not use receipts under this provision for park land acquisition unless the Legislative Budget Board approves of the proposed purchase and also has determined that TPWD has satisfactorily adhered to an implementation plan to carry out recommendations contained in the State Auditor's *An Audit Report on Financial Processes at the Parks and Wildlife Department* Report No. 07-021.

- 36. Appropriation Authority for Proposition 8 and Senate Joint Resolution 65 / Senate Bill 2033 General Obligation Bond Proceeds.** Included in the amounts appropriated above in Strategy D.1.1, Improvements and Major Repairs in fiscal year 2008 is \$17,000,000 in general obligation bond proceeds for projects for the Texas Parks and Wildlife Department (TPWD) as described in Article IX, Sec. 19.70, Appropriations of Remaining Proposition 8 General Obligation Bond Proceeds.

In addition, included in amounts appropriated above in Strategy D.1.1, Improvements and Major Repairs in fiscal year 2008 is \$14,620,000 and in fiscal year 2009 is \$37,500,000 in general obligation bond proceeds for projects for TPWD as described in Article IX, Sec. 19.71, Contingency for Senate Joint Resolution 65 and Senate Bill 2033, Eightieth Legislature, 2007, Regular Session. Such appropriation is contingent upon approval of a proposition by Texas voters in November 2007 as authorized by Senate Joint Resolution 65.

All projects funded herein with general obligation bond proceeds are subject to approval by the Legislative Budget Board prior to issuance of the bond proceeds by the Texas Public Finance Authority. Any unexpended and unobligated balances in general obligation bond proceeds described herein and remaining as of August 31, 2008 are hereby appropriated for the fiscal year beginning September 1, 2008 for the same purposes.

RAILROAD COMMISSION

	For the Years Ending	
	August 31, 2008	August 31, 2009
Method of Financing:		
General Revenue Fund	\$ 27,661,067	\$ 27,123,097
<u>General Revenue Fund - Dedicated</u>		
Alternative Fuels Research and Education Account No. 101	1,907,159	1,922,653
Oil Field Cleanup Account No. 145	23,675,986	23,719,713
Subtotal, General Revenue Fund - Dedicated	<u>\$ 25,583,145</u>	<u>\$ 25,642,366</u>
<u>Federal Funds</u>		
Land Reclamation Fund No. 454	161,907	161,907
Federal Funds	4,207,709	4,207,709
Subtotal, Federal Funds	<u>\$ 4,369,616</u>	<u>\$ 4,369,616</u>
<u>Other Funds</u>		
Appropriated Receipts	1,938,910	1,938,910
Interagency Contracts	1,576,222	1,576,222
Subtotal, Other Funds	<u>\$ 3,515,132</u>	<u>\$ 3,515,132</u>
Total, Method of Financing	<u><u>\$ 61,128,960</u></u>	<u><u>\$ 60,650,211</u></u>
Other Direct and Indirect Costs Appropriated Elsewhere in this Act		
	\$ 675,662	\$ 676,640
This bill pattern represents an estimated 100% of this agency's estimated total available funds for the biennium.		
Number of Full-Time-Equivalents (FTE):¹	706.1	706.1
Schedule of Exempt Positions:		
Railroad Commissioner, Group 6	(3) \$137,500	(3) \$137,500
Items of Appropriation:		
A. Goal: ENERGY RESOURCES		
Support Lignite, Oil, and Gas Resource Development.		
A.1.1. Strategy: ENERGY RESOURCE DEVELOPMENT^{2, 3}	\$ 4,400,229	\$ 4,277,638
Promote Energy Resource Development Opportunities.		
A.2.1. Strategy: GAS UTILITY COMPLIANCE¹	\$ 1,786,154	\$ 1,773,236
Ensure Fair Rates and Compliance to Rate Structures.		
A.2.2. Strategy: PROMOTE LP GAS USAGE	<u>\$ 3,523,522</u>	<u>\$ 3,502,716</u>
Total, Goal A: ENERGY RESOURCES	<u>\$ 9,709,905</u>	<u>\$ 9,553,590</u>
B. Goal: SAFETY PROGRAMS		
Advance Safety Through Training, Monitoring, and Enforcement.		
B.1.1. Strategy: PIPELINE AND LP GAS SAFETY¹	\$ 4,827,568	\$ 4,659,212
Ensure Pipeline and LPG/CNG/LNG Safety.		
C. Goal: ENVIRONMENTAL PROTECTION		
Minimize Harmful Effects of Fossil Fuel Production.		
C.1.1. Strategy: OIL/GAS MONITOR & INSPECTIONS¹	\$ 12,496,835	\$ 12,433,452
Oil and Gas Monitoring and Inspections.		

¹ Incorporates Article IX, § 18.02 (c), of this Act, relating to data center consolidation, which reduces the agency's FTE cap by 17.0 each fiscal year of the biennium.

² Incorporates the passage of HB 15, § 30 (a)(11), 80th Legislature, Regular Session, relating to data center services, which appropriates \$154,354 in General Revenue Funds in FY 2008 for the purpose of making payments for data center services.

³ Incorporates the passage of HB 15, § 30 (n)(11), 80th Legislature, Regular Session, relating to data center services, which appropriates \$236,000 in General Revenue Funds in FY 2008 for the purpose of making payments for data center consolidation hardware upgrades and physical transfer of equipment.

RAILROAD COMMISSION
(Continued)

C.1.2. Strategy: SURFACE MINING MONITORING/INSPECT ^{4, 5}	\$	2,482,711	\$	2,439,021
Surface Mining Monitoring and Inspections.				
C.2.1. Strategy: OIL AND GAS REMEDIATION	\$	7,271,908	\$	7,508,871
C.2.2. Strategy: OIL AND GAS WELL PLUGGING	\$	19,177,818	\$	19,360,806
C.2.3. Strategy: SURFACE MINING RECLAMATION	\$	<u>2,182,605</u>	\$	<u>2,154,921</u>
Total, Goal C: ENVIRONMENTAL PROTECTION	\$	<u>43,611,877</u>	\$	<u>43,897,071</u>
D. Goal: PUBLIC ACCESS TO INFO AND SERVICES				
Public Access to Information and Services.				
D.1.1. Strategy: GIS AND WELL MAPPING	\$	795,284	\$	787,643
Geographic Information Systems and Well Mapping.				
D.1.2. Strategy: PUBLIC INFORMATION AND SERVICES	\$	<u>2,184,326</u>	\$	<u>1,752,695</u>
Total, Goal D: PUBLIC ACCESS TO INFO AND SERVICES	\$	<u>2,979,610</u>	\$	<u>2,540,338</u>
Grand Total, RAILROAD COMMISSION	\$	<u><u>61,128,960</u></u>	\$	<u><u>60,650,211</u></u>
Object-of-Expense Informational Listing:				
Salaries and Wages	\$	34,195,192	\$	34,200,205
Other Personnel Costs		999,241		914,145
Professional Fees and Services		3,610,307		3,558,740
Fuels and Lubricants		709,473		721,269
Consumable Supplies		173,146		176,025
Utilities		163,330		165,974
Travel		482,796		492,796
Rent - Building		532,289		540,702
Rent - Machine and Other		428,276		435,049
Other Operating Expense		19,180,026		19,120,318
Capital Expenditures		<u>654,884</u>		<u>324,988</u>
Total, Object-of-Expense Informational Listing	\$	<u><u>61,128,960</u></u>	\$	<u><u>60,650,211</u></u>
Estimated Allocations for Employee Benefits and Debt Service Appropriations Made Elsewhere in this Act:				
<u>Employee Benefits</u>				
Retirement	\$	2,018,743	\$	2,049,677
Group Insurance		5,684,189		5,842,690
Social Security		2,407,802		2,444,694
Benefits Replacement		<u>326,761</u>		<u>310,423</u>
Subtotal, Employee Benefits	\$	<u><u>10,437,495</u></u>	\$	<u><u>10,647,484</u></u>
<u>Debt Service</u>				
Lease Payments	\$	<u><u>118,429</u></u>	\$	<u><u>128,436</u></u>
Total, Estimated Allocations for Employee Benefits and Debt Service Appropriations Made Elsewhere in this Act	\$	<u><u>10,555,924</u></u>	\$	<u><u>10,775,920</u></u>

1. Performance Measure Targets. The following is a listing of the key performance target levels for the Railroad Commission. It is the intent of the Legislature that appropriations made by this Act be utilized in the most efficient and effective manner possible to achieve the intended mission of the Railroad Commission. In order to achieve the objectives and service standards established by this Act, the Railroad Commission shall make every effort to attain the following designated key performance target levels associated with each item of appropriation.

	<u>2008</u>	<u>2009</u>
A. Goal: ENERGY RESOURCES		
Outcome (Results/Impact):		
Percent of Oil and Gas Wells That Are Active	73%	73%

⁴ Incorporates the passage of HB 15, § 30 (a)(11), 80th Legislature, Regular Session, relating to data center services, which appropriates \$154,354 in General Revenue Funds in FY 2008 for the purpose of making payments for data center services.

⁵ Incorporates the passage of HB 15, § 30 (n)(11), 80th Legislature, Regular Session, relating to data center services, which appropriates \$236,000 in General Revenue Funds in FY 2008 for the purpose of making payments for data center consolidation hardware upgrades and physical transfer of equipment.

RAILROAD COMMISSION
(Continued)

A.1.1. Strategy: ENERGY RESOURCE DEVELOPMENT		
Output (Volume):		
Number of Wells Monitored	364,000	364,000
Efficiencies:		
Average Number of Wells Monitored Per Analyst	30,333	30,333
A.2.1. Strategy: GAS UTILITY COMPLIANCE		
Output (Volume):		
Number of Gas Utility Dockets Filed	80	80
A.2.2. Strategy: PROMOTE LP GAS USAGE		
Output (Volume):		
Number of Rebate and Incentive Applications Handled	3,351	3,351
Efficiencies:		
Administrative Costs as a Percentage of Alternative Fuels Research and Education Account Fee Revenue	18.6%	18.6%
Explanatory:		
Number of Alternative Fuel Vehicles in Texas	16,502	16,502
B. Goal: SAFETY PROGRAMS		
Outcome (Results/Impact):		
Average Number of Pipeline Safety Violations Per Equivalent 100 Miles of Pipe Identified through Inspections	3.5	3.5
B.1.1. Strategy: PIPELINE AND LP GAS SAFETY		
Output (Volume):		
Number of Pipeline Safety Inspections Performed	2,300	2,300
Number of LPG/LNG/CNG Safety Inspections Performed	12,000	12,000
Efficiencies:		
Average Number of Pipeline Field Inspections Per Field Inspector	100	100
C. Goal: ENVIRONMENTAL PROTECTION		
Outcome (Results/Impact):		
Percentage of Oil and Gas Facility Inspections That Identify Environmental Violations	18%	18%
Percentage of Known Orphaned Wells Plugged with the Use of State-Managed Funds	18%	20%
C.1.1. Strategy: OIL/GAS MONITOR & INSPECTIONS		
Output (Volume):		
Number of Oil and Gas Facility Inspections Performed	115,000	115,000
Number of Oil and Gas Environmental Permit Applications and Reports Processed	94,000	94,000
Efficiencies:		
Average Number of Oil and Gas Facility Inspections Performed Per District Office Staff	900	900
Explanatory:		
Number of Oil and Gas Wells and Other Related Facilities Subject to Regulation	371,800	371,800
C.1.2. Strategy: SURFACE MINING MONITORING/INSPECT		
Output (Volume):		
Number of Coal Mining Inspections Performed	485	485
C.2.1. Strategy: OIL AND GAS REMEDIATION		
Output (Volume):		
Number of Abandoned Pollution Sites Investigated, Assessed, or Cleaned Up with the Use of State-Managed Funds	251	235
C.2.2. Strategy: OIL AND GAS WELL PLUGGING		
Output (Volume):		
Number of Orphaned Wells Plugged with the Use of State-Managed Funds	1,850	1,800
Total Aggregate Plugging Depth of Orphaned Wells Plugged with the Use of State Managed Funds (in Linear Feet)	3,241,200	3,153,600
D. Goal: PUBLIC ACCESS TO INFO AND SERVICES		
D.1.2. Strategy: PUBLIC INFORMATION AND SERVICES		
Output (Volume):		
Number of Documents Provided to Customers by Information Services	938,000	938,000
2. Capital Budget.	Funds appropriated above may be expended for capital budget items listed below. The amounts identified for each item may be adjusted or expended on other capital expenditures, subject to the aggregate dollar restrictions on capital budget expenditures provided in the General Provisions of this Act.	

RAILROAD COMMISSION
(Continued)

	<u>2008</u>	<u>2009</u>
a. Acquisition of Information Resource Technologies		
(1) Infrastructure Upgrade	\$ 199,755	\$ UB
(2) Expand Access to Oil & Gas Data	555,220	UB
(3) Online Filing - Completion Forms	440,105	395,255
(4) OFCU BPM System	0	600,070
(5) Data Center Consolidation ⁶	2,059,327	2,023,369
Total, Acquisition of Information Resource Technologies	<u>\$ 3,254,407</u>	<u>\$ 3,018,694</u>
b. Transportation Items		
(1) Vehicle Replacements	435,108	324,988
Total, Transportation Items	<u>\$ 435,108</u>	<u>\$ 324,988</u>
Total, Capital Budget	<u><u>\$ 3,689,515</u></u>	<u><u>\$ 3,343,682</u></u>
Method of Financing (Capital Budget):		
General Revenue Fund	\$ 3,364,527	\$ 3,018,694
General Revenue Fund - Dedicated		
Alternative Fuels Research and Education		
Account No. 101	24,000	24,000
Oil Field Cleanup Account No. 145	140,749	140,749
Subtotal, General Revenue Fund - Dedicated	<u>\$ 164,749</u>	<u>\$ 164,749</u>
Appropriated Receipts	<u>160,239</u>	<u>160,239</u>
Total, Method of Financing	<u><u>\$ 3,689,515</u></u>	<u><u>\$ 3,343,682</u></u>

- 3. Unexpended Balance and Estimated Appropriation Authority: Alternative Fuels Research and Education Account.** Included in amounts appropriated above in Strategy A.2.2, Promote LP Gas Usage, in fiscal year 2008 are balances remaining in the Alternative Fuels Research and Education Account No. 101 as of August 31, 2007 (not to exceed \$220,872) to be used during the biennium beginning on September 1, 2007.
- In addition to amounts appropriated above, there is hereby appropriated to the Railroad Commission for the biennium beginning on September 1, 2007 any revenues received in the AFRED Account No. 101 in excess of the Comptroller's Biennial Revenue Estimate for the 2008-09 biennium. These funds shall be used in accordance with Natural Resources Code, § 113.243.
- 4. Transfer Authority.** Notwithstanding limitations on appropriation transfers contained in the General Provisions of this Act, the Texas Railroad Commission is hereby authorized to direct agency resources and transfer such amounts appropriated above between appropriation line items.
- 5. Appropriation: Unexpended Balances Between Fiscal Years within the Biennium.** Any unexpended balances as of August 31, 2008, in the appropriations made herein to the Railroad Commission are hereby appropriated for the same purposes for the fiscal year beginning September 1, 2008.
- 6. Appropriations Limited to Revenue Collections and Contingent Revenue: LPG/CNG/LNG Fees.** It is the intent of the Legislature that revenues collected pursuant to Natural Resources Code §§ 113.082, 113.090, 113.093, 113.094, 113.131, 116.032, 116.034, and 116.072 and deposited to Revenue Object Codes 3035 and 3246 in the General Revenue Fund, and \$60,000 each fiscal year collected pursuant to Natural Resources Code, § 113.244, and deposited to Revenue Object Code 3034 in the Alternative Fuels Research and Education

⁶ Incorporates Article IX, § 18.02 (e), of this Act, relating to data center consolidation, which requires data center services expenditures to be categorized as a capital budget item.

RAILROAD COMMISSION

(Continued)

Account No. 101, cover, at a minimum, the cost of the appropriations made above for the LP Gas Program in Strategy B.1.1, Pipeline and LP Gas Safety (not to exceed \$1,484,473 in fiscal year 2008 and \$1,480,205 in fiscal year 2009).

This appropriation is contingent upon the Railroad Commission assessing fees sufficient to generate, during the 2008-09 biennium, revenue to cover these appropriations. In the event that actual and/or projected revenue collections are insufficient to offset the costs identified by this provision, the Legislative Budget Board may direct that the Comptroller of Public Accounts reduce the appropriation authority provided above to be within the amount of revenue expected to be available.

In addition to amounts appropriated above, there is hereby appropriated to the Railroad Commission for the biennium beginning on September 1, 2007 any revenues collected by the Commission and deposited to Revenue Object Codes 3035 and 3246 in the General Revenue Fund in excess of the Comptroller's Biennial Revenue Estimate for the 2008-09 biennium.

7. **Unexpended Balance and Estimated Appropriation Authority: Oil Field Cleanup Account.** Included in amounts appropriated above in fiscal year 2008 is an amount not to exceed \$1,852,650 in Strategy C.2.1, Oil and Gas Remediation, and an amount not to exceed \$7,410,601 in Strategy C.2.2, Oil and Gas Well Plugging, in balances remaining in the Oil Field Cleanup Account No. 145 as of August 31, 2007. The agency shall use these funds to carry out duties authorized by Natural Resources Code, Subchapter D, Chapter 91.

In addition to amounts appropriated above, there is hereby appropriated to the Railroad Commission for the biennium beginning on September 1, 2007, any revenues received in the Oil Field Cleanup Account No. 145 in excess of the Comptroller's Biennial Revenue Estimate for 2008-09.

8. **Fee Appropriation: Liquid Propane (LP) Gas Licensing, Training, and Examination Renewal Fees.** Included in amounts appropriated above in Strategy A.2.2, Promote LP Gas Usage, is \$425,000 in each fiscal year of the biennium beginning September 1, 2007 in Appropriated Receipts (Revenue Codes 3245 and 3722) from fees assessed and collected pursuant to Natural Resources Code, §§ 113.088 and 116.034. These amounts may only be used for the purpose of providing training and examinations to licensees and certificate holders. In addition to amounts appropriated above, any additional amounts collected by the Railroad Commission pursuant to Natural Resources Code, §§ 113.088 and 116.034, on or after September 1, 2007, are hereby appropriated to the Commission for the same purpose.
9. **Appropriation: Abandoned Mine Land Funds.** Included in amounts appropriated above in Strategy C.2.3, Surface Mining Reclamation, is an amount estimated to be \$323,813 in unexpended balances remaining on August 31, 2007 in the Land Reclamation Fund Account No. 454 (Federal Funds). In addition to amounts appropriated above, the Railroad Commission is hereby appropriated any additional federal grant funds from the US Department of Interior for the purposes authorized by Natural Resources Code, Chapter 134, Subchapter G, Abandoned Mine Reclamation.
10. **Appropriation Limited to Revenue Collections: Surface Mining Permits.** Included in the amounts appropriated above is \$1,127,899 in fiscal year 2008 and \$1,125,988 in fiscal year 2009 in Strategy C.1.2, Surface Mining Monitoring and Inspections, from surface mining fee revenues deposited to the General Revenue Fund to cover the cost of permitting and inspecting coal mining facilities.

This appropriation is contingent upon the Railroad Commission assessing fees sufficient to generate, during the 2008-09 biennium, revenue to cover the General Revenue appropriations. In the event that actual and/or projected revenue collections are insufficient to offset the costs identified by this provision, the Legislative Budget Board may direct that the Comptroller of Public Accounts reduce the appropriation authority provided above to be within the amount of revenue expected to be available.

In addition to amounts appropriated above, there is hereby appropriated for the biennium beginning on September 1, 2007, any revenues received from surface mining fees deposited to the credit of Revenue Object Code No. 3329 in excess of the Comptroller's Biennial Revenue Estimate for 2008-09.

RAILROAD COMMISSION

(Continued)

- 11. Appropriation for Pipeline Safety Fees.** Included in the amounts appropriated above are revenues from fees assessed on pipelines and pipeline facilities and deposited to Revenue Object Code 3553 in the General Revenue Fund pursuant to Utilities Code, § 121.211 in an amount not to exceed \$1,382,762 in fiscal year 2008 and \$1,378,979 in fiscal year 2009. These funds shall be used to operate programs in Strategy B.1.1, Pipeline and LP Gas Safety, and the geographic information systems mapping program in Strategy D.1.1, Geographic Information Systems and Well Mapping.

Also included in amounts appropriated above in Strategy B.1.1, Pipeline and LP Gas Safety, out of the General Revenue Fund is \$421,020 in fiscal year 2008 and \$295,900 in fiscal year 2009 for the purpose of administering an underground pipeline damage prevention program. This additional appropriation is contingent upon the Railroad Commission increasing pipeline safety fees to cover the additional appropriation and shall be limited to amounts deposited to the credit of Revenue Object Code No. 3553 in the General Revenue Fund in excess of the Comptroller's Biennial Revenue Estimate for 2008-09. In addition, the Number of Full-Time Equivalents (FTE) for the Railroad Commission includes 5 FTE associated with the additional appropriation in each fiscal year of the 2008-09 biennium, and the Capital Budget for fiscal year 2008 includes \$110,120 in General Revenue for Vehicle Replacements.

The Railroad Commission is hereby authorized to transfer appropriations made pursuant to this provision to the appropriate strategy items.

These appropriations are contingent upon the Railroad Commission assessing fees sufficient to generate, during the 2008-09 biennium, revenue to cover, at a minimum the General Revenue appropriations for the Pipeline Safety program and the underground pipeline damage prevention program as well as "Other direct and indirect costs" for the programs, appropriated elsewhere in this Act. "Other direct and indirect costs" are estimated to be \$640,828 in fiscal year 2008 and \$642,100 in fiscal year 2009. In the event that actual and/or projected revenue collections are insufficient to offset the costs identified by this provision, the Legislative Budget Board may direct the Comptroller of Public Accounts to reduce the appropriation authority provided above to be within the amount of revenue expected to be available.

In addition to amounts appropriated above, there is hereby appropriated for the biennium beginning on September 1, 2007, any revenues received from pipeline safety fee revenues deposited to the credit of Revenue Object Code No. 3553 in the General Revenue Fund in excess of the Comptroller's Biennial Revenue Estimate for 2008-09.

- 12. Federal Funds and Capital Budget Expenditures.** To comply with the legislative intent to maximize the use of federal funds and to fulfill grant requirements required for the receipt and expenditure of federal funds, the Railroad Commission (RRC) is hereby exempted from the Capital Budget Rider Provisions contained in Article IX of this Act, "Limitations on Expenditures - Capital Budget," when federal funds are received in excess of amounts identified in the agency's Capital Budget Rider and such funds are federally designated solely for the purchase of specific capital items. The RRC shall notify the Legislative Budget Board and the Governor upon receipt of such federal funds, of the amount received and items to be purchased.
- 13. Contingency Appropriation: Uranium Mining Regulatory Program.** Included in amounts appropriated above out of the General Revenue Fund in Strategy C.2.3, Surface Mining Reclamation, is \$150,420 in fiscal year 2008 and \$128,400 in fiscal year 2009. This appropriation is contingent upon the Railroad Commission increasing and/or assessing uranium fees at a level sufficient to cover the additional appropriation and shall be limited to amounts deposited to the credit of Revenue Object Code No. 3329 in the General Revenue Fund in excess of the Comptroller's Biennial Revenue Estimate for 2008-09. In addition, the Number of Full Time Equivalents (FTE) for the Railroad Commission includes 2 FTEs associated with this appropriation in each fiscal year of the 2008-09 biennium.

The Railroad Commission is hereby authorized to transfer appropriations made pursuant to this provision to the appropriate strategy items.

These appropriations are contingent upon the Railroad Commission assessing fees sufficient to generate, during the 2008-09 biennium, revenue to cover, at a minimum the General Revenue appropriations for the Uranium Mining Regulatory program as well as "Other direct and indirect costs" for the program, appropriated elsewhere in this Act. "Other direct and

RAILROAD COMMISSION
(Continued)

indirect costs" are estimated to be \$34,834 in fiscal year 2008 and \$34,540 in fiscal year 2009. In the event that actual and/or projected revenue collections are insufficient to offset the costs identified by this provision, the Legislative Budget Board may direct the Comptroller of Public Accounts to reduce the appropriation authority provided above to be within the amount of revenue expected to be available.

SOIL AND WATER CONSERVATION BOARD

	For the Years Ending	
	August 31, 2008	August 31, 2009
Method of Financing:		
General Revenue Fund	\$ 12,538,015	\$ 11,888,015
Federal Funds	<u>4,022,981</u>	<u>4,022,981</u>
Total, Method of Financing	<u><u>\$ 16,560,996</u></u>	<u><u>\$ 15,910,996</u></u>
This bill pattern represents an estimated 100% of this agency's estimated total available funds for the biennium.		
Number of Full-Time-Equivalents (FTE):	67.5	67.5
Schedule of Exempt Positions:		
Executive Director, Group 3	\$90,000	\$90,000
Items of Appropriation:		
A. Goal: SOIL & WATER CONSERVATION ASSIST		
Soil and Water Conservation Assistance.		
A.1.1. Strategy: PROGRAM MANAGEMENT & ASSISTANCE ¹	\$ 3,753,502	\$ 3,753,503
Program Expertise, Financial & Conservation Implementation Assistance.		
B. Goal: NONPOINT SOURCE POLLUTION ABATEMENT		
Administer a Program for Abatement of Agricl Nonpoint Source Pollution.		
B.1.1. Strategy: STATEWIDE MANAGEMENT PLAN	\$ 5,466,950	\$ 5,466,950
Implement a Statewide Management Plan for Controlling NPS Pollution.		
B.1.2. Strategy: POLLUTION ABATEMENT PLAN	<u>\$ 4,361,857</u>	<u>\$ 4,361,857</u>
Pollution Abatement Plans for Problem Agricultural Areas.		
Total, Goal B: NONPOINT SOURCE POLLUTION ABATEMENT	<u><u>\$ 9,828,807</u></u>	<u><u>\$ 9,828,807</u></u>
C. Goal: WATER SUPPLY ENHANCEMENT		
Protect and Enhance Water Supplies.		
C.1.1. Strategy: WATER CONSERVATION AND ENHANCEMENT	\$ 2,533,927	\$ 1,883,926
Provide Financial/Technical Assistance for Water Quantity Enhancement.		
D. Goal: INDIRECT ADMINISTRATION		
D.1.1. Strategy: INDIRECT ADMINISTRATION	\$ 444,760	\$ 444,760
Grand Total, SOIL AND WATER CONSERVATION BOARD	<u><u>\$ 16,560,996</u></u>	<u><u>\$ 15,910,996</u></u>
Object-of-Expense Informational Listing:		
Salaries and Wages	\$ 2,917,712	\$ 2,917,712
Other Personnel Costs	81,242	81,242
Professional Fees and Services	162,000	12,000

¹ Incorporates Article IX, § 19.63, of this Act, relating to funding for soil and water conservation district fees and liability insurance, in the amount of \$158,000 in General Revenue Funds in each fiscal year.

SOIL AND WATER CONSERVATION BOARD
(Continued)

Fuels and Lubricants	49,500	49,500
Consumable Supplies	36,750	36,750
Utilities	69,500	69,500
Travel	334,500	334,500
Rent - Building	176,500	176,500
Rent - Machine and Other	34,000	34,000
Other Operating Expense	398,483	429,984
Grants	12,255,159	11,755,158
Capital Expenditures	45,650	14,150
Total, Object-of-Expense Informational Listing	\$ 16,560,996	\$ 15,910,996

**Estimated Allocations for Employee Benefits and Debt
Service Appropriations Made Elsewhere in this Act:**

<u>Employee Benefits</u>		
Retirement	\$ 179,609	\$ 182,303
Group Insurance	440,043	449,134
Social Security	215,478	218,710
Benefits Replacement	23,400	22,230
Subtotal, Employee Benefits	\$ 858,530	\$ 872,377
Total, Estimated Allocations for Employee Benefits and Debt Service Appropriations Made Elsewhere in this Act	\$ 858,530	\$ 872,377

1. **Performance Measure Targets.** The following is a listing of the key performance target levels for the Soil and Water Conservation Board. It is the intent of the Legislature that appropriations made by this Act be utilized in the most efficient and effective manner possible to achieve the intended mission of the Soil and Water Conservation Board. In order to achieve the objectives and service standards established by this Act, the Soil and Water Conservation Board shall make every effort to attain the following designated key performance target levels associated with each item of appropriation.

	<u>2008</u>	<u>2009</u>
A. Goal: SOIL & WATER CONSERVATION ASSIST		
Outcome (Results/Impact):		
Percent of District Financial Needs Met by Soil and Water Conservation Board Grants	63.2%	62.6%
A.1.1. Strategy: PROGRAM MANAGEMENT & ASSISTANCE		
Output (Volume):		
Number of Contacts with Districts to Provide Conservation Education Assistance	14,000	14,000
B. Goal: NONPOINT SOURCE POLLUTION ABATEMENT		
Outcome (Results/Impact):		
Percent of Agricultural and Silvicultural Operations with a Potential to Cause Nonpoint Pollution in Problem Areas As Identified and Designated by the TSSWCB	50%	50%
B.1.1. Strategy: STATEWIDE MANAGEMENT PLAN		
Output (Volume):		
Number of Proposals for Federal Grant Funding Evaluated by TSSWCB Staff	20	20
B.1.2. Strategy: POLLUTION ABATEMENT PLAN		
Output (Volume):		
Number of Pollution Abatement Plans Certified	620	620
C. Goal: WATER SUPPLY ENHANCEMENT		
C.1.1. Strategy: WATER CONSERVATION AND ENHANCEMENT		
Output (Volume):		
Number of Acres of Brush Treated	18,776	18,776

2. **Capital Budget.** None of the funds appropriated above may be expended for capital budget items except as listed below. The amount shown below shall be expended only for the purposes shown and are not available for expenditure for other purposes. Amounts appropriated above and identified in this provision as appropriations either for "Lease Payments to the Master Lease Purchase Program" or for items with an "(MLPP)" notation shall be expended only for the purpose of making lease-purchase payments to the Texas Public Finance Authority pursuant to the provisions of Government Code, §1232.103

SOIL AND WATER CONSERVATION BOARD
(Continued)

	2008	2009
a. Acquisition of Information Resource Technologies		
(1) Acquisition of Information Resource Technologies	\$ 45,650	\$ 14,150
Total, Capital Budget	<u>\$ 45,650</u>	<u>\$ 14,150</u>

Method of Financing (Capital Budget):

General Revenue Fund	\$ 38,700	\$ 9,950
Federal Funds	<u>6,950</u>	<u>4,200</u>
Total, Method of Financing	<u>\$ 45,650</u>	<u>\$ 14,150</u>

3. **Matching Requirements.** Funds appropriated above for conservation assistance grants for soil and water conservation districts may be expended only when matched by equal amounts from sources other than state funds or earnings from state funds, not to exceed \$7,500 in any district per fiscal year.
4. **Allocation of Grant Funds.** Out of the amounts appropriated above to the Soil and Water Conservation Board, any Conservation Implementation Technical Assistance grant funds to the soil and water conservation districts shall be used for expenses occurring in the fiscal year in which the grant funds are allocated. Grant distributions are made contingent upon districts filing annual Conservation Implementation Technical Assistance expenditure summary reports with the Soil and Water Conservation Board and are subject to a year-end reconciliation.
5. **Appropriation: Water Quality Management Plans for Poultry Operators.** Included in amounts appropriated above in Strategy B.1.2, Pollution Abatement Plan, is \$550,000 out of the General Revenue Fund in fiscal years 2008 and 2009 for additional administrative costs associated with the preparation of water quality management plans for poultry operators.
6. **Brush Control.** Included in amounts appropriated above in Strategy C.1.1, Water Conservation and Enhancement, is \$1,883,927 in fiscal year 2008 and \$1,883,926 in fiscal year 2009 out of the General Revenue Fund for the brush control program. These funds shall be used for supporting existing and implementing new brush control projects designated by the Soil and Water Conservation Board.
7. **Conservation Assistance to the Soil and Water Conservation Districts.** Out of the amounts appropriated above to the Soil and Water Conservation Board, any conservation assistance grants awarded to soil and water conservation districts on a matching basis and requiring districts to raise funds from sources other than the Soil and Water Conservation Board prior to receiving such grants shall remain permanently with the soil and water conservation district granted the funds. The Soil and Water Conservation Board shall not require the soil and water conservation districts to return conservation assistance grant funds at the end of a fiscal year or at the end of a biennium.
8. **Appropriation: Canadian River Shed Brush Control Project.** Included in the amounts appropriated above in Strategy C.1.1, Water Conservation and Enhancement, is \$500,000 out of the General Revenue Fund in fiscal year 2008 for a brush control project in the Canadian River shed.

Any unexpended balances as of August 31, 2008 out of appropriations made herein are appropriated to the Soil and Water Conservation Board for the same purpose for the fiscal year beginning September 1, 2008.

WATER DEVELOPMENT BOARD

	For the Years Ending	
	August 31,	August 31,
	2008	2009
Method of Financing:		
General Revenue Fund	\$ 30,907,158	\$ 24,577,068
Federal Funds	10,760,694	10,710,789
Other Funds		
Appropriated Receipts	10,590,381	11,357,049
Interagency Contracts	217,024	217,074
Agricultural Water Conservation Fund No. 358	1,038,704	1,035,954
Water Assistance Fund No. 480	3,016,733	4,359,180
Subtotal, Other Funds	\$ 14,862,842	\$ 16,969,257
Total, Method of Financing	<u>\$ 56,530,694</u>	<u>\$ 52,257,114</u>

This bill pattern represents an estimated 5.9% of this agency's estimated total available funds for the biennium.

Number of Full-Time-Equivalents (FTE): ^{1, 2, 3, 4}	326.1	348.1
Schedule of Exempt Positions:		
Executive Administrator, Group 5	\$135,000	\$135,000

Items of Appropriation:

A. Goal: WATER RESOURCE PLANNING		
Plan and Guide Conservation & Management of State's Water Resources.		
A.1.1. Strategy: ENVIRONMENTAL IMPACT INFORMATION	\$ 1,932,102	\$ 1,876,497
Collection, Analysis and Reporting of Environmental Impact Information.		
A.1.2. Strategy: WATER RESOURCES DATA	\$ 3,855,514	\$ 3,852,193
A.1.3. Strategy: AUTO INFO COLLECT., MAINT. & DISSEM ^{5, 6}	\$ 8,550,389	\$ 8,881,163
Automated Information Collection, Maintenance, and Dissemination.		
A.2.1. Strategy: TECHNICAL ASSISTANCE & MODELING	\$ 2,408,626	\$ 2,387,937
Technical Assistance and Modeling.		
A.2.2. Strategy: WATER RESOURCES PLANNING	\$ 11,748,748	\$ 10,781,579
A.3.1. Strategy: WATER CONSERVATION EDUCATION & ASST	<u>\$ 1,543,853</u>	<u>\$ 1,528,353</u>
Water Conservation Education and Assistance.		
Total, Goal A: WATER RESOURCE PLANNING	<u>\$ 30,039,232</u>	<u>\$ 29,307,722</u>

¹Incorporates Article IX, §19.05, of this Act, due to the enactment of HB 4, 80th Legislature, Regular Session, relating to water conservation, resulting in an increase in General Revenue Funds of \$281,732 and 5.0 FTEs in FY 2008 and \$267,732 and 5.0 FTEs in FY 2009.

² Incorporates Article IX, §19.24, of this Act, due to the enactment of SB 3, 80th Legislature, Regular Session, relating to the management of water resources, including the protection of instream flows and freshwater inflows, resulting in an increase in General Revenue Funds of \$970,063 and 4.0 FTEs in FY 2008 and \$973,958 and 4.0 FTEs in FY 2009.

³ Incorporates Article IX, §19.102, of this Act, due to the enactment of SB 1436, 80th Legislature, Regular Session, relating to the transfer of responsibility for the National Flood Insurance Program from the Texas Commission on Environmental Quality to the Texas Water Development Board and the administration and funding of the program, resulting in an increase in General Revenue Funds of \$3,118,000 and 2.0 FTEs in each fiscal year.

⁴ Incorporates Article IX, § 18.02 (c), of this Act, relating to data center consolidation, which reduces the FTE cap by 4.2 each fiscal year of the biennium.

⁵ Incorporates the passage of HB 15, § 30 (a)(15), 80th Legislature, Regular Session, relating to data center services, which appropriated \$2,466,681 out of General Revenue Funds for the purpose of making payments for data center services.

⁶ Incorporates the passage of HB 15, § 30 (n)(18), 80th Legislature, Regular Session, relating to data center services, which appropriated \$83,000 out of General Revenue Funds for the purpose of making payments for data center consolidation hardware upgrades and physical transfer of equipment.

WATER DEVELOPMENT BOARD
(Continued)

B. Goal: WATER PROJECT FINANCING

Provide Financing for the Development of Water-related Projects.

B.1.1. Strategy: STATE FINANCIAL ASSISTANCE PROGRAMS ⁷	\$ 10,871,606	\$ 4,520,798
B.1.2. Strategy: ECONOMICALLY DISTRESSED AREAS Economically Distressed Areas Program.	\$ 1,619,449	\$ 4,247,247
B.1.3. Strategy: FEDERAL FINANCIAL ASSISTANCE Federal Financial Assistance Programs.	<u>\$ 8,530,759</u>	<u>\$ 8,751,374</u>
Total, Goal B: WATER PROJECT FINANCING	<u>\$ 21,021,814</u>	<u>\$ 17,519,419</u>

C. Goal: INDIRECT ADMINISTRATION

C.1.1. Strategy: CENTRAL ADMINISTRATION ^{8, 9, 10}	\$ 3,519,747	\$ 3,505,022
C.1.2. Strategy: INFORMATION RESOURCES	\$ 1,293,363	\$ 1,293,179
C.1.3. Strategy: OTHER SUPPORT SERVICES	<u>\$ 656,538</u>	<u>\$ 631,772</u>
Total, Goal C: INDIRECT ADMINISTRATION	<u>\$ 5,469,648</u>	<u>\$ 5,429,973</u>
Grand Total, WATER DEVELOPMENT BOARD	<u><u>\$ 56,530,694</u></u>	<u><u>\$ 52,257,114</u></u>

Object-of-Expense Informational Listing:

Salaries and Wages	\$ 18,353,843	\$ 19,713,244
Other Personnel Costs	410,180	432,538
Professional Fees and Services	2,674,508	2,993,936
Fuels and Lubricants	101,000	103,000
Consumable Supplies	432,308	423,588
Utilities	194,103	198,745
Travel	639,779	650,902
Rent - Building	426,088	428,838
Rent - Machine and Other	106,842	104,834
Other Operating Expense	3,693,817	3,810,274
Grants	25,023,479	18,940,468
Capital Expenditures	<u>4,474,747</u>	<u>4,456,747</u>
Total, Object-of-Expense Informational Listing	<u><u>\$ 56,530,694</u></u>	<u><u>\$ 52,257,114</u></u>

Estimated Allocations for Employee Benefits and Debt Service Appropriations Made Elsewhere in this Act:

<u>Employee Benefits</u>		
Retirement	\$ 986,350	\$ 1,001,307
Group Insurance	2,232,199	2,295,515
Social Security	1,191,177	1,209,236
Benefits Replacement	<u>124,456</u>	<u>118,233</u>
 Subtotal, Employee Benefits	 <u>\$ 4,534,182</u>	 <u>\$ 4,624,291</u>
 <u>Debt Service</u>		
Lease Payments	<u>\$ 45,578</u>	<u>\$ 50,038</u>
 Total, Estimated Allocations for Employee Benefits and Debt Service Appropriations Made Elsewhere in this Act	 <u><u>\$ 4,579,760</u></u>	 <u><u>\$ 4,674,329</u></u>

⁷ Incorporates Article IX, §19.89, of this Act, due to the enactment of SB 3, 80th Legislature, Regular Session, relating to the succession of the La Joya Water Supply Corporation by the La Joya Special Utility District, resulting in an increase in General Revenue Funds of \$6,238,500 in FY 2008.

⁸ Incorporates Article IX, §19.05, of this Act, due to the enactment of HB 4, 80th Legislature, Regular Session, relating to water conservation, resulting in an increase in General Revenue Funds of \$281,732 and 5.0 FTEs in FY 2008 and \$267,732 and 5.0 FTEs in FY 2009.

⁹ Incorporates Article IX, §19.24, of this Act, due to the enactment of SB 3, 80th Legislature, Regular Session, relating to the management of water resources, including the protection of instream flows and freshwater inflows, resulting in an increase in General Revenue Funds of \$970,063 and 4.0 FTEs in FY 2008 and \$973,958 and 4.0 FTEs in FY 2009.

¹⁰ Incorporates Article IX, §19.102, of this Act, due to the enactment of SB 1436, 80th Legislature, Regular Session, relating to the transfer of responsibility for the National Flood Insurance Program from the Texas Commission on Environmental Quality to the Texas Water Development Board and the administration and funding of the program, resulting in an increase in General Revenue Funds of \$3,118,000 and 2.0 FTEs in each fiscal year.

WATER DEVELOPMENT BOARD
(Continued)

- 1. Performance Measure Targets.** The following is a listing of the key performance target levels for the Water Development Board. It is the intent of the Legislature that appropriations made by this Act be utilized in the most efficient and effective manner possible to achieve the intended mission of the Water Development Board. In order to achieve the objectives and service standards established by this Act, the Water Development Board shall make every effort to attain the following designated key performance target levels associated with each item of appropriation.

	<u>2008</u>	<u>2009</u>
A. Goal: WATER RESOURCE PLANNING		
Outcome (Results/Impact):		
Percent of Information Available to Adequately Monitor the State's Water Supplies	69.1%	69.1%
Percent of Key Regional and Statewide Water Planning Activities Completed	84.6%	84.6%
Percent of Eligible Texas Communities and Other Entities Receiving Technical and/or Financial Assistance for Water Planning and Conservation	9.5%	9.5%
A.1.1. Strategy: ENVIRONMENTAL IMPACT INFORMATION		
Output (Volume):		
Number of Bay and Estuary and Instream Study Elements Completed	9	9
A.1.3. Strategy: AUTO INFO COLLECT., MAINT. & DISSEM		
Explanatory:		
Number of Responses to Requests for TNRIS-related Information	350,000	350,000
A.2.1. Strategy: TECHNICAL ASSISTANCE & MODELING		
Output (Volume):		
Number of Responses to Requests for Water Resources Information	2,850	2,850
A.2.2. Strategy: WATER RESOURCES PLANNING		
Output (Volume):		
Number of Active Grants for Regional Water, Wastewater, Flood and Research Studies Funded from the Research and Planning Fund	115	115
A.3.1. Strategy: WATER CONSERVATION EDUCATION & ASST		
Output (Volume):		
Number of Responses to Requests for Water Conservation Information, Data, Technical Assistance and Educational Activities Provided by the Texas Water Development Board Staff	575	575
B. Goal: WATER PROJECT FINANCING		
Outcome (Results/Impact):		
Total Dollars Committed as a Percent of Total Financial Assistance Dollars Available	73%	79.9%
B.1.1. Strategy: STATE FINANCIAL ASSISTANCE PROGRAMS		
Output (Volume):		
Number of Financial Assistance/Loan Commitments Provided to State Participation Projects	4	9
Total Dollars Committed to Projects to Implement the State Water Plan	234,910,000	486,720,800
Number of Commitments to State Water Plan Projects	37	64
B.1.2. Strategy: ECONOMICALLY DISTRESSED AREAS		
Output (Volume):		
Number of Completed Colonia or Economically Distressed Areas (Colonia) Projects	81	86
B.1.3. Strategy: FEDERAL FINANCIAL ASSISTANCE		
Output (Volume):		
Number of Financial Assistance/Loan Commitments Offered	102	135
Number of Commitments to Small, Rural, or Disadvantaged Communities	26	26
Total Dollars Financial Assistance Commitments Provided to Communities	679,700,000	958,210,800
Number of Construction Contracts Managed	360	397
Efficiencies:		
Administrative Cost Per Active Financial Assistance Agreement	3,231	3,201

WATER DEVELOPMENT BOARD

(Continued)

- 2. Capital Budget.** None of the funds appropriated above may be expended for capital budget items except as listed below. The amounts shown below shall be expended only for the purposes shown and are not available for expenditure for other purposes. Amounts appropriated above and identified in this provision as appropriations either for "Lease Payments to the Master Lease Purchase Program" or for items with an "(MLPP)" notation shall be expended only for the purpose of making lease-purchase payments to the Texas Public Finance Authority pursuant to the provisions of Government Code, § 1232.103.

	<u>2008</u>	<u>2009</u>
a. Acquisition of Information Resource Technologies		
(1) PC and Server Replacement	\$ 369,017	\$ 347,727
(2) Strategic Mapping Pool	2,280,071	2,280,071
(3) Water Information Integration and Dissemination Project	301,894	301,894
(4) Data Center Consolidation ¹¹	<u>\$ 1,725,936</u>	<u>\$ 1,955,537</u>
Total, Acquisition of Information Resource Technologies	<u>\$ 4,676,918</u>	<u>\$ 4,885,229</u>
b. Transportation Items		
(1) Purchase of Vehicles and Boats	\$ 160,000	\$ 148,000
c. Acquisition of Capital Equipment and Items		
(1) Gauging and Other Equipment	\$ 238,283	\$ 242,283
Total, Capital Budget	<u><u>\$ 5,075,201</u></u>	<u><u>\$ 5,275,512</u></u>

Method of Financing (Capital Budget):

General Revenue Fund	\$ 2,474,303	\$ 2,697,362
Federal Funds	1,692,838	1,676,166
<u>Other Funds</u>		
Appropriated Receipts	867,868	862,320
Interagency Contracts	13,000	12,500
Agricultural Water Conservation Fund No. 358	<u>27,192</u>	<u>27,164</u>
Subtotal, Other Funds	<u>\$ 908,060</u>	<u>\$ 901,984</u>
Total, Method of Financing	<u><u>\$ 5,075,201</u></u>	<u><u>\$ 5,275,512</u></u>

- 3. Transfer Authorized.** Included in amounts appropriated above in Strategy A.2.1, Technical Assistance and Modeling, and Strategy A.2.2, Water Resources Planning, is \$2,816,861 out of the General Revenue Fund in each fiscal year of the 2008-09 biennium to be transferred to the Water Assistance Fund No. 480, for the sole purpose of making grants to regional planning groups pursuant to Water Code, § 15.4061. The Texas Water Development Board is authorized to transfer these funds from the Water Assistance Fund to other accounts as authorized under Water Code, § 15.011 as needed to support the regional planning process.

Also included in amounts appropriated above in Strategy A.2.2, Water Resources Planning, is \$2,591,721 out of the Water Assistance Fund No. 480 for the 2008-09 biennium. These amounts also shall be used for the purpose of making grants to regional planning groups pursuant to Water Code, § 15.4061.

- 4. Safe Drinking Water Act State Revolving Fund.** Included in amounts appropriated above in Strategy B.1.3, Federal Financial Assistance, is up to \$3,837,238 out of the General Revenue Fund in each fiscal year of the biennium for the state match portion of the community/non-community water system and economically disadvantaged community accounts established under the Safe Drinking Water Act State Revolving Fund.
- 5. Appropriation: Water Assistance Fund.** Included in the amounts appropriated above are balances in the Water Assistance Fund No. 480 (WAF) as of August 31, 2007 and revenues accruing to the WAF during the 2008-09 biennium, estimated to be \$7,375,913 during the

¹¹ Incorporates Article IX, § 18.02 (e), of this Act, relating to data center consolidation, which requires data center services expenditures to be categorized as a capital budget item.

WATER DEVELOPMENT BOARD

(Continued)

2008-09 biennium. In addition to the amounts appropriated above, there is hereby appropriated to the Water Development Board all revenues accruing to the Water Assistance Fund No. 480 during the biennium beginning on September 1, 2007, including receipts from the Water Resources Finance Authority. These funds shall be used as authorized in Chapter 15, Water Code.

6. **Appropriation: Water Resources Fund.** In addition to amounts appropriated above, any monies deposited into the Texas Water Resources Fund No. 591, including but not limited to proceeds from revenue bond sales, investment earnings, and loan repayments, are hereby appropriated to the Board for the biennium beginning with the effective date of this Act.
7. **Appropriation: Agricultural Water Conservation Fund.** Included in the amounts appropriated above out of the Agricultural Water Conservation Fund No. 358 is \$1,038,704 in fiscal year 2008 and \$1,035,954 in fiscal year 2009 for use pursuant to § 50-d of Article III of the Texas Constitution and Water Code, Chapter 17, Subchapter J. In addition to amounts appropriated above, there are hereby appropriated such amounts as may be necessary to administer and disburse funds for loans and grants through the agricultural water conservation program and to pay the principal and interest on agricultural water conservation bonds that mature or become due during the biennium beginning with the effective date of this Act, pursuant to § 50-d of Article III of the Texas Constitution and Water Code, Chapter 17, Subchapter J, to be transferred to the Agricultural Water Conservation Interest and Sinking Fund No. 359.
8. **Coordination with the Office of Rural and Community Affairs.** The Texas Water Development Board (TWDB) and the Office of Rural and Community Affairs (ORCA) shall continue to coordinate funds out of the Economically Distressed Areas Program (EDAP) administered by the TWDB and the Colonia Fund administered by ORCA as outlined in a Memorandum of Understanding (MOU) to maximize delivery of the funds and minimize administrative delay in their expenditure. At the beginning of each fiscal year of the 2008-09 biennium, the TWDB shall provide the ORCA a list of EDAP-funded areas whose colonia residents cannot afford the cost of service lines, hook-ups, and plumbing improvements associated with being connected to an EDAP-funded system. No later than September 15, 2008, the TWDB and the ORCA shall submit a joint report to the Legislative Budget Board that describes and analyzes the effectiveness of projects funded as a result of coordinated Colonia Fund/EDAP efforts, including an estimate of the amount each agency has saved by reduced duplication of efforts.
9. **Fee Appropriation: State Revolving Fund Program Operation.** Included in the amounts appropriated above is \$2,335,510 in fiscal year 2008 and \$2,357,461 in fiscal year 2009 in Appropriated Receipts collected for the administration and operation of the State Revolving Fund (SRF) Program or additional state revolving funds created under Water Code, Chapter 15, Subchapter J. In addition to the amounts appropriated above, the Water Development Board is hereby appropriated any additional fee revenue collected for administration and operation of revolving fund programs for the biennium beginning September 1, 2007.

All fee revenue collected pursuant to the SRF program and additional state revolving funds may be deposited into an operating fund held in the Texas Treasury Safekeeping Trust Company. Monies in the SRF or additional SRFs operating fund, including interest, may be used only for the purposes of reimbursing expenditures from appropriations in this Act. Such reimbursement shall include both direct expenditures for salaries and other expenditures and fringe benefits. In addition, the Texas Water Development Board may transfer amounts from the operating fund to the SRF or additional SRFs for uses pursuant to the Water Code, Chapter 15, Subchapter J.
10. **Use of Texas Water Resources Finance Authority (TWRFA) Funds.** Included in the amounts appropriated above in Strategy A.1.3, Automated Information Collection, Maintenance, and Dissemination, Strategy A.2.1, Technical Assistance and Modeling, Strategy A.2.2, Water Resources Planning, Strategy B.1.2, Economically Distressed Areas Program, and Strategy C.1.2, Information Resources, is \$1,001,357 in fiscal year 2008 and \$926,193 in fiscal year 2009 in Appropriated Receipts derived from cash flows from the Texas Water Resources Finance Authority (TWRFA). Also included in amounts appropriated above in Strategy B.1.1, State Financial Assistance Programs, is \$60,892 in fiscal year 2008 and \$60,679 in fiscal year 2009 in Appropriated Receipts in each fiscal year of the biennium

WATER DEVELOPMENT BOARD

(Continued)

derived from cash flows and reserved as operating costs of TWRFA and used to reimburse TWDB for administrative expenditures incurred by the Water Development Board in administering the TWRFA portfolio.

11. **Appropriation: Unexpended Balances in the Groundwater District Loan Assistance Fund.** In addition to amounts appropriated above, the Texas Water Development Board is hereby appropriated any unexpended balances in the Groundwater District Loan Assistance Fund No. 363 as of August 31, 2007. Any unexpended balances as of August 31, 2008 are hereby appropriated for the fiscal year beginning September 1, 2008.

12. **Appropriation: Cost Recovery for the State Participation Program.** Included in the amounts appropriated above to the Texas Water Development Board in Strategy B.1.1, State Financial Assistance Programs, is \$937,895 in fiscal year 2008 and \$1,783,038 in fiscal year 2009 in Appropriated Receipts collected for the administration and operation of the State Participation Program to be used for those purposes.

In addition to the amounts appropriated above, there is hereby appropriated to the Texas Water Development Board any additional revenues collected for the administration and operation of the State Participation Program for the same purposes.

13. **Rural Water Assistance Fund.** In addition to the amounts appropriated above, there is hereby appropriated to the Texas Water Development Board (TWDB) available balances in the Rural Water Assistance Fund, money that TWDB may place into the Rural Water Assistance Fund from any sources legally available, including but not limited to proceeds from bonds issued by the Board, money transferred to the fund, and any revenues that may accrue to the Rural Water Assistance Fund.

14. **Economically Disadvantaged Community Account.** Funds previously appropriated to the Texas Water Development Board for the Community/Noncommunity Water System Financial Assistance Account of the Safe Drinking Water Revolving Fund (SDWRF) and any interest earned on such funds may be transferred by the Board in whole or in part to the Economically Disadvantaged Community Account of the SDWRF for authorized use.

15. **Capital Budget Expenditures: Federal Funds and Appropriated Receipts Exemption.** To comply with the legislative intent to maximize the use of federal funds, to maximize the use of state funds, and to fulfill grant requirements required for the receipt and expenditure of federal funds, the Water Development Board is hereby exempted from the Capital Budget Rider Provisions contained in Article IX of this Act, "Limitations on Expenditures - Capital Budget," when Federal Funds or Appropriated Receipts are received in excess of amounts identified in the agency's Capital Budget Rider. The Water Development Board shall notify the Legislative Budget Board and the Governor upon receipt of such Federal Funds or Appropriated Receipts, of the amount received and items to be purchased.

16. **Appropriation: Desalination.** Included in amounts appropriated above out of the General Revenue Fund in Strategy A.2.2, Water Resources Planning, is \$600,000 in fiscal year 2008 to be transferred to the Water Assistance Fund No. 480 to be used for grants for brackish groundwater desalination demonstration projects.

Any unexpended balances remaining in this appropriation on August 31, 2008 are hereby appropriated for the fiscal year beginning September 1, 2008.

17. **Nuisance Surveys for the Economically Distressed Areas Program.** Out of amounts appropriated above out of the General Revenue Fund in Strategy B.1.2, Economically Distressed Areas, the Water Development Board shall reimburse the Texas Department of State Health Services for costs incurred by the Department in conducting nuisance surveys for applicants for financial assistance through the Economically Distressed Areas program administered by the Board. The Board shall reimburse such costs through Interagency Contracts with the Texas Department of State Health Services in an amount not to exceed a total of \$250,000 for the biennium beginning on September 1, 2007.

18. **Appropriation: Water Infrastructure Fund.** In addition to the amounts appropriated above, there is hereby appropriated to the Water Development Board for the biennium beginning on September 1, 2007, all available funds in the Water Infrastructure Fund (WIF) No. 302, including, but not limited to fund balances, revenues, bonds issued by the Water Development Board, and funds transferred to the WIF.

WATER DEVELOPMENT BOARD
(Continued)

- 19. Boeye Reservoir.** Out of funds appropriated above in Strategy B.1.1, State Financial Assistance Programs, the Water Development Board shall allocate \$1,350,000 in fiscal year 2008 out of the Water Assistance Fund No. 480 pursuant to Chapter 15, Subchapter C of the Water Code Fund, for a grant to fund construction of the Boeye Reservoir in McAllen.

Included in the amounts appropriated above out of the General Revenue Fund in Strategy B.1.1, State Financial Assistance Programs, is \$650,000 in fiscal year 2008 to be transferred to the Water Assistance Fund No. 480 for a grant pursuant to Chapter 15, Subchapter C of the Water Code, contingent on the receipt of \$2,000,000 in local matching funds, to construct the Boeye Reservoir.

Any unexpended balances as of August 31, 2008 out of appropriations made herein are appropriated to the Water Development Board for the same purpose for the fiscal year beginning September 1, 2008.

DEBT SERVICE PAYMENTS - NON-SELF SUPPORTING G.O. WATER BONDS

	For the Years Ending	
	August 31, 2008	August 31, 2009
Method of Financing:		
General Revenue Fund	\$ 31,537,214	\$ 61,772,170
<u>Other Funds</u>		
Economically Distressed Areas Bond Payment Account No. 357	2,064,596	2,086,960
State Participation Program Bond Payment Account No. 8432	6,164,059	7,078,951
Subtotal, Other Funds	<u>\$ 8,228,655</u>	<u>\$ 9,165,911</u>
Total, Method of Financing	<u><u>\$ 39,765,869</u></u>	<u><u>\$ 70,938,081</u></u>
This bill pattern represents an estimated 100% of this agency's estimated total available funds for the biennium.		
Items of Appropriation:		
A. Goal: GEN OBLIGATION BOND DEBT SERVICE		
Fulfill All General Obligation Bond Debt Service Commitments.		
A.1.1. Strategy: EDAP DEBT SERVICE	\$ 18,707,746	\$ 24,613,610 & UB
General Obligation Bond Debt Service Payments for EDAP.		
A.1.2. Strategy: STATE PARTICIPATION DEBT SERVICE	\$ 10,581,403	\$ 19,157,653 & UB
General Obligation Bond Debt Service Payments for State Participation.		
A.1.3. Strategy: AG WATER CONSERVATION DEBT SERVICE	\$ 2,694,485	\$ 2,696,025 & UB
Agricultural Water Conservation Debt Service.		
A.1.4. Strategy: WIF DEBT SERVICE	\$ 7,782,235	\$ 24,470,793 & UB
G.O. Bond Debt Service Payments for the Water Infrastructure Fund Pgm.		
Total, Goal A: GEN OBLIGATION BOND DEBT SERVICE	<u>\$ 39,765,869</u>	<u>\$ 70,938,081</u>
Grand Total, DEBT SERVICE PAYMENTS - NON-SELF SUPPORTING G.O. WATER BONDS	<u><u>\$ 39,765,869</u></u>	<u><u>\$ 70,938,081</u></u>
Object-of-Expense Informational Listing:		
Debt Service	<u>\$ 39,765,869</u>	<u>\$ 70,938,081</u>
Total, Object-of-Expense Informational Listing	<u><u>\$ 39,765,869</u></u>	<u><u>\$ 70,938,081</u></u>

DEBT SERVICE PAYMENTS - NON-SELF SUPPORTING G.O. WATER BONDS
(Continued)

1. **Payment of Debt Service: Economically Distressed Areas Bonds.** All monies received by the Texas Water Development Board and deposited to the Economically Distressed Areas Bond Payment Account No. 357 are hereby appropriated for the payment of principal and interest on bonds issued to provide financial assistance for water and wastewater infrastructure through the Economically Distressed Areas Program that mature or become due during the biennium beginning with the effective date of this Act, pursuant to §§ 49-c, 49-d-7, and 49-d-8 of Article III of the Texas Constitution and Water Code, Chapter 17, Subchapters C and L, including amounts issued prior to the effective date of this Act. The amounts identified above in the Method of Financing as the Economically Distressed Areas Bond Payment Account No. 357 are estimated amounts to be received from repayments of loan principal and interest on such bonds that mature or become due during the biennium.

Included in the amounts appropriated above, the Texas Water Development Board is also hereby appropriated amounts sufficient for the payment of principal and interest on \$12,000,000 in Economically Distressed Areas Program Bonds hereby authorized to be issued and sold during the 2008-09 biennium to provide financial assistance for water and wastewater infrastructure through the Economically Distressed Areas Program pursuant to §§ 49-c, 49-d-7, and 49-d-8 of Article III of the Texas Constitution and Water Code, Chapter 17, Subchapters C and L.

The actual amount of funds to be paid from the General Revenue Fund shall be the total amount of debt service obligations due in each fiscal year less the amount available in the Economically Distressed Areas Bond Payment Account No. 357 for Debt Service Payments for the Economically Distressed Areas Program. The provisions contained herein shall not be construed, however, to abrogate the obligation of the State under §§ 49-c and 49-d-8 of Article III of the Texas Constitution to provide for the payment in full of the principal and interest on such bonds that mature or become due during the biennium.

2. **Payment of Debt Service: State Participation Bonds.** All monies received by the Texas Water Development Board and deposited to the State Participation Program Bond Payment Account are hereby appropriated for the payment of principal and interest on bonds issued to provide financial assistance for State Participation projects that mature or become due during the biennium beginning with the effective date of this Act, pursuant to §§ 49-c, 49-d-7, and 49-d-8 of Article III of the Texas Constitution and Water Code, Chapter 17, Subchapters C and L, including amounts issued prior to the effective date of this Act, as well as additional amounts issued during the 2008-09 biennium. The amounts identified above in the Method of Financing as the State Participation Program Bond Payment Account are estimated amounts of payments received from political subdivisions representing the purchase of the state's ownership interest in projects dedicated to the payment of principal and interest on such bonds that mature or become due during the biennium.

Included in the amounts appropriated above out of the General Revenue Fund, the Texas Water Development Board is also appropriated \$1,431,250 in fiscal year 2008 and \$8,510,000 in fiscal year 2009 for the payment of principal and interest on \$276,071,250 in State Participation Bonds hereby authorized to be issued and sold during the 2008-09 biennium to provide financial assistance for water and wastewater infrastructure projects related to the implementation of the State Water Plan through the State Participation Program pursuant to §§ 49-c, 49-d-7, 49-d-8 and 49-d-9, of Article III of the Texas Constitution and Water Code, Chapter 17, Subchapters C and L.

The actual amount of funds to be paid from the General Revenue Fund shall be the total amount of debt service obligations due in each fiscal year less the amount available in the State Participation Program Bond Payment Account for Debt Service Payments for the State Participation Program. The provisions contained herein shall not be construed, however, to abrogate the obligation of the State under §§ 49-c, 49-d-8, and 49-d-9 of Article III of the Texas Constitution to provide for the payment in full of the principal and interest on such bonds that mature or become due during the biennium.

3. **Agricultural Water Conservation Bonds.** The amounts listed above in Strategy A.1.3, Agricultural Water Conservation Debt Service, are the estimated amounts of debt service anticipated to be required in each fiscal year for the repayment of Texas Agricultural Water Conservation Bonds issued during the 2002-03 biennium to provide financial assistance under Texas Water Code, § 17.894(b) for the following projects: \$15 million in financial assistance to the Soil and Water Conservation Board for brush control projects and \$1 million in

DEBT SERVICE PAYMENTS - NON-SELF SUPPORTING G.O. WATER BONDS
(Continued)

financial assistance to the Department of Agriculture for saltcedar removal along the Pecos River. The provisions contained herein shall not be construed, however, to abrogate the obligation of the state under § 50-d of Article III of the Texas Constitution to provide for the payment in full of the principal and interest on such bonds that mature or become due during the biennium.

4. **Contingency Appropriation for Senate Joint Resolution 20.** Included in the amounts appropriated above in Strategy A.1.1, EDAP Debt Service; and contingent on the adoption of Senate Joint Resolution 20, or similar legislation by the Eightieth Legislature, Regular Session, and by Texas voters in November 2007, the Water Development Board is appropriated out of the General Revenue Fund \$1,836,225 in fiscal year 2008 and \$6,631,797 in fiscal year 2009 for the payment of principal and interest on \$87,452,188 in Economically Distressed Areas Program (EDAP) bonds authorized to be issued and sold during the 2008-09 biennium to provide financial assistance for water and wastewater infrastructure through EDAP and for projects related to the implementation of the State Water Plan in rural and economically distressed areas, pursuant to §§ 49-c, 49-d-7, and 49-d-8 of Article III of the Texas Constitution and Water Code, Chapter 17, Subchapters C and L.

The actual amount of funds to be paid from the General Revenue Fund shall be the total amount of debt service obligations due in each fiscal year less the amount available in the Economically Distressed Areas Bond Payment Account No. 357 for Debt Service Payments for the Economically Distressed Areas Program. The provisions contained herein shall not be construed, however, to abrogate the obligation of the State under §§ 49-c and 49-d-8 of Article III of the Texas Constitution to provide for the payment in full of the principal and interest on such bonds that mature or become due during the biennium.

Of the amount authorized to be issued and sold during the 2008-09 biennium, \$10,000,000 shall be used to provide financial assistance to rural communities with populations of less than 5,000 for construction, acquisition, or improvement of water and wastewater projects.

5. **Payment of Debt Service: Water Infrastructure Fund Bonds.** Included in the amounts appropriated above to the Water Development Board is \$7,782,235 in fiscal year 2008 and \$24,470,793 in fiscal year 2009 out of the General Revenue Fund, to be transferred to the Water Infrastructure Fund (WIF) No. 302, pursuant to Texas Water Code, Section 15.974 (a)(4) for the repayment of principal and interest on \$449,253,188 in Water Infrastructure Fund bonds hereby approved to be issued and sold during the 2008-09 biennium pursuant to Texas Water Code, Section 17.952, to provide financial assistance for projects related to the implementation of the State Water Plan as authorized by Texas Water Code, Section 15.974.

The actual amount of funds to be paid from the General Revenue Fund shall be the total amount of debt service obligations due in each fiscal year less amounts deposited to the Water Infrastructure Fund (WIF) No. 302 for loan repayments and interest earnings. The provisions contained herein shall not be construed, however, to abrogate the obligation of the State under §§ 49-c, 49-d-8 and 49-d-9, of Article III of the Texas Constitution to provide for the payment in full of the principal and interest on such bonds that mature or become due during the biennium.

RETIREMENT AND GROUP INSURANCE

	For the Years Ending	
	August 31, 2008	August 31, 2009
Method of Financing:		
General Revenue Fund, estimated	\$ 49,365,436	\$ 50,430,990
General Revenue Dedicated Accounts, estimated	22,700,788	23,393,129
Federal Funds, estimated	8,682,816	8,856,220
Other Special State Funds, estimated	<u>3,974,954</u>	<u>4,052,977</u>
Total, Method of Financing	<u>\$ 84,723,994</u>	<u>\$ 86,733,316</u>

RETIREMENT AND GROUP INSURANCE
(Continued)

Items of Appropriation:

A. Goal: EMPLOYEES RETIREMENT SYSTEM			
A.1.1. Strategy: RETIREMENT CONTRIBUTIONS ^{1, 2}	\$	23,983,391	\$ 24,364,990
Retirement Contributions. Estimated.			
A.1.2. Strategy: GROUP INSURANCE ³	\$	<u>60,740,603</u>	\$ <u>62,368,326</u>
Group Insurance. Estimated.			
Total, Goal A: EMPLOYEES RETIREMENT SYSTEM	\$	<u>84,723,994</u>	\$ <u>86,733,316</u>
Grand Total, RETIREMENT AND GROUP INSURANCE	\$	<u><u>84,723,994</u></u>	\$ <u><u>86,733,316</u></u>

¹ Incorporates Article IX, § 18.02 (d)(2), of this Act, relating to data center consolidation, which reduces Retirement benefits proportionally with the number of full-time equivalents reduced from agency bill patterns, resulting in an All Funds reduction of \$130,410 in FY 2008 and \$130,411 in FY 2009.

² SB 1847, 80th Legislature, Regular Session, relating to collection of member contributions, did not pass, resulting in an All Funds reduction of \$926,101 in FY 2008 and \$939,993 in FY 2009.

³ Incorporates Article IX, § 18.02 (d)(3), of this Act, relating to data center consolidation, which reduces Group Insurance benefits proportionally with the number of full-time equivalents reduced from agency bill patterns, resulting in an All Funds reduction of \$286,897 in FY 2008 and \$286,897 in FY 2009.

SOCIAL SECURITY AND BENEFIT REPLACEMENT PAY

	For the Years Ending	
	August 31,	August 31,
	<u>2008</u>	<u>2009</u>
Method of Financing:		
General Revenue Fund, estimated	\$ 7,421,635	\$ 7,485,574
General Revenue Dedicated Accounts, estimated	18,192,477	18,377,025
Federal Funds, estimated	4,721,708	4,716,807
Other Special State Funds, estimated	<u>1,957,712</u>	<u>1,974,498</u>
Total, Method of Financing	<u>\$ 32,293,532</u>	<u>\$ 32,553,904</u>
Items of Appropriation:		
A. Goal: SOCIAL SECURITY/BENEFIT REPLACEMENT		
Comptroller - Social Security.		
A.1.1. Strategy: STATE MATCH -- EMPLOYER ¹	\$ 28,878,106	\$ 29,309,249
State Match — Employer. Estimated.		
A.1.2. Strategy: BENEFIT REPLACEMENT PAY	\$ <u>3,415,426</u>	\$ <u>3,244,655</u>
Benefit Replacement Pay. Estimated.		
Total, Goal A: SOCIAL SECURITY/BENEFIT REPLACEMENT	<u>\$ 32,293,532</u>	<u>\$ 32,553,904</u>
Grand Total, SOCIAL SECURITY AND BENEFIT REPLACEMENT PAY	<u><u>\$ 32,293,532</u></u>	<u><u>\$ 32,553,904</u></u>

¹ Incorporates Article IX, § 18.02 (d)(1), of this Act, relating to the data center consolidation, which reduces Social Security benefits proportionally with the number of full-time equivalents reduced from agency bill patterns, resulting in an All Funds reduction of \$154,670 in FY 2008 and \$154,669 in FY 2009.

BOND DEBT SERVICE PAYMENTS

	For the Years Ending	
	August 31, 2008	August 31, 2009
Method of Financing:		
General Revenue Fund	\$ 5,695,010	\$ 6,151,129
GR - Sporting Goods Sales Tax - Transfer to State Parks Account No. 64	1,220,834	4,964,446
Subtotal, General Revenue Fund	<u>\$ 6,915,844</u>	<u>\$ 11,115,575</u>
Current Fund Balance	<u>4,098,500</u>	<u>732,188</u>
Total, Method of Financing	<u><u>\$ 11,014,344</u></u>	<u><u>\$ 11,847,763</u></u>
Items of Appropriation:		
A. Goal: FINANCE CAPITAL PROJECTS		
A.1.1. Strategy: BOND DEBT SERVICE ¹	\$ 11,014,344	\$ 11,847,763 & UB
To Texas Public Finance Authority for Payment of Bond Debt Service.		
Grand Total, BOND DEBT SERVICE PAYMENTS	<u><u>\$ 11,014,344</u></u>	<u><u>\$ 11,847,763</u></u>

¹ Incorporates Article IX, § 19.70, of this Act, relating to appropriation of debt service payments on the remaining Proposition 8 general obligation bond proceeds and/or Article IX, § 19.71, of this Act, for debt service payments relating to contingent appropriation of general obligation bond proceeds, subject to the approval of a proposition by Texas voters as authorized by SJR 65, 80th Legislature, Regular Session.

LEASE PAYMENTS

	For the Years Ending	
	August 31, 2008	August 31, 2009
Method of Financing:		
General Revenue Fund	<u>\$ 4,129,124</u>	<u>\$ 4,062,484</u>
Total, Method of Financing	<u><u>\$ 4,129,124</u></u>	<u><u>\$ 4,062,484</u></u>
Items of Appropriation:		
A. Goal: FINANCE CAPITAL PROJECTS		
A.1.1. Strategy: LEASE PAYMENTS ^{1, 2}	\$ 4,129,124	\$ 4,062,484 & UB
To TFC for Payment to TPFA.		
Grand Total, LEASE PAYMENTS	<u><u>\$ 4,129,124</u></u>	<u><u>\$ 4,062,484</u></u>

¹ HB 3560, 80th Legislature, Regular Session, abolished the Texas Building and Procurement Commission (TBPC) and created the Texas Facilities Commission (TFC), effective September 1, 2007.

² Incorporates the passage of HB 2458, 80th Legislature, Regular Session, which abolished the Texas Structural Pest Control Board and transferred the board’s obligations, property, full-time equivalents positions, performance measures, rights, powers and duties to the Texas Department of Agriculture, including the transfer of the board’s portion of an end of article appropriation for Lease Payments of General Revenue in the amounts of \$64,686 in FY 2008 and \$63,703 in FY 2009.

**RECAPITULATION - ARTICLE VI
NATURAL RESOURCES
(General Revenue)¹**

	For the Years Ending	
	August 31, 2008	August 31, 2009
Department of Agriculture	\$ 63,058,504	\$ 56,402,700
Animal Health Commission	9,792,202	9,765,182
Commission on Environmental Quality	10,393,363	10,279,070
General Land Office and Veterans' Land Board	3,056,362	975,462
Parks and Wildlife Department	77,983,637	75,757,532
Railroad Commission	27,661,067	27,123,097
Soil and Water Conservation Board	12,538,015	11,888,015
Water Development Board	30,907,158	24,577,068
Debt Service Payments - Non-Self Supporting G.O. Water Bonds	<u>31,537,214</u>	<u>61,772,170</u>
Subtotal, Natural Resources	<u>\$ 266,927,522</u>	<u>\$ 278,540,296</u>
Retirement and Group Insurance	49,365,436	50,430,990
Social Security and Benefit Replacement Pay	<u>7,421,635</u>	<u>7,485,574</u>
Subtotal, Employee Benefits	<u>\$ 56,787,071</u>	<u>\$ 57,916,564</u>
Bond Debt Service Payments	6,915,844	11,115,575
Lease Payments	<u>4,129,124</u>	<u>4,062,484</u>
Subtotal, Debt Service	<u>\$ 11,044,968</u>	<u>\$ 15,178,059</u>
TOTAL, ARTICLE VI - NATURAL RESOURCES	<u>\$ 334,759,561</u>	<u>\$ 351,634,919</u>

¹ Appropriation figures in HB 1, Conference Committee Report, 80th Legislature, Regular Session, have been adjusted to incorporate certain provisions elsewhere in agency bill patterns, certain Article IX appropriations, Governor’s vetoes, HB 15, and other miscellaneous bills. For specific adjustments, please see agency bill patterns.

**RECAPITULATION - ARTICLE VI
NATURAL RESOURCES
(General Revenue - Dedicated)¹**

	For the Years Ending	
	August 31, 2008	August 31, 2009
Department of Agriculture	\$ 1,182,746	\$ 182,747
Commission on Environmental Quality	493,702,649	456,249,144
General Land Office and Veterans' Land Board	11,301,800	11,418,432
Parks and Wildlife Department	172,481,001	158,932,854
Railroad Commission	<u>25,583,145</u>	<u>25,642,366</u>
Subtotal, Natural Resources	<u>\$ 704,251,341</u>	<u>\$ 652,425,543</u>
Retirement and Group Insurance	22,700,788	23,393,129
Social Security and Benefit Replacement Pay	<u>18,192,477</u>	<u>18,377,025</u>
Subtotal, Employee Benefits	<u>\$ 40,893,265</u>	<u>\$ 41,770,154</u>
TOTAL, ARTICLE VI - NATURAL RESOURCES	<u><u>\$ 745,144,606</u></u>	<u><u>\$ 694,195,697</u></u>

¹ Appropriation figures in HB 1, Conference Committee Report, 80th Legislature, Regular Session, have been adjusted to incorporate certain provisions elsewhere in agency bill patterns, certain Article IX appropriations, Governor's vetoes, HB 15, and other miscellaneous bills. For specific adjustments, please see agency bill patterns.

**RECAPITULATION - ARTICLE VI
NATURAL RESOURCES
(Federal Funds)¹**

	For the Years Ending	
	August 31, 2008	August 31, 2009
Department of Agriculture	\$ 277,902,802	\$ 277,902,795
Animal Health Commission	4,504,651	4,504,651
Commission on Environmental Quality	43,018,614	41,677,663
General Land Office and Veterans' Land Board	25,688,494	29,639,738
Parks and Wildlife Department	41,743,914	38,970,216
Railroad Commission	4,369,616	4,369,616
Soil and Water Conservation Board	4,022,981	4,022,981
Water Development Board	<u>10,760,694</u>	<u>10,710,789</u>
Subtotal, Natural Resources	<u>\$ 412,011,766</u>	<u>\$ 411,798,449</u>
Retirement and Group Insurance	8,682,816	8,856,220
Social Security and Benefit Replacement Pay	<u>4,721,708</u>	<u>4,716,807</u>
Subtotal, Employee Benefits	<u>\$ 13,404,524</u>	<u>\$ 13,573,027</u>
TOTAL, ARTICLE VI - NATURAL RESOURCES	<u>\$ 425,416,290</u>	<u>\$ 425,371,476</u>

¹ Appropriation figures in HB 1, Conference Committee Report, 80th Legislature, Regular Session, have been adjusted to incorporate certain provisions elsewhere in agency bill patterns, certain Article IX appropriations, Governor’s vetoes, HB 15, and other miscellaneous bills. For specific adjustments, please see agency bill patterns.

**RECAPITULATION - ARTICLE VI
NATURAL RESOURCES
(Other Funds)¹**

	For the Years Ending	
	August 31, 2008	August 31, 2009
Department of Agriculture	\$ 4,931,691	\$ 4,063,487
Commission on Environmental Quality	7,416,046	7,206,046
General Land Office and Veterans' Land Board	46,641,042	46,686,872
Parks and Wildlife Department	54,952,519	43,988,612
Railroad Commission	3,515,132	3,515,132
Water Development Board	14,862,842	16,969,257
Debt Service Payments - Non-Self Supporting G.O. Water Bonds	<u>8,228,655</u>	<u>9,165,911</u>
Subtotal, Natural Resources	<u>\$ 140,547,927</u>	<u>\$ 131,595,317</u>
Retirement and Group Insurance	3,974,954	4,052,977
Social Security and Benefit Replacement Pay	<u>1,957,712</u>	<u>1,974,498</u>
Subtotal, Employee Benefits	<u>\$ 5,932,666</u>	<u>\$ 6,027,475</u>
Bond Debt Service Payments	<u>4,098,500</u>	<u>732,188</u>
Subtotal, Debt Service	<u>\$ 4,098,500</u>	<u>\$ 732,188</u>
Less Interagency Contracts	<u>\$ 21,737,240</u>	<u>\$ 21,529,290</u>
TOTAL, ARTICLE VI - NATURAL RESOURCES	<u><u>\$ 128,841,853</u></u>	<u><u>\$ 116,825,690</u></u>

¹ Appropriation figures in HB 1, Conference Committee Report, 80th Legislature, Regular Session, have been adjusted to incorporate certain provisions elsewhere in agency bill patterns, certain Article IX appropriations, Governor's vetoes, HB 15, and other miscellaneous bills. For specific adjustments, please see agency bill patterns.

**RECAPITULATION - ARTICLE VI
NATURAL RESOURCES
(All Funds)¹**

	For the Years Ending	
	August 31, 2008	August 31, 2009
Department of Agriculture	\$ 347,075,743	\$ 338,551,729
Animal Health Commission	14,296,853	14,269,833
Commission on Environmental Quality	554,530,672	515,411,923
General Land Office and Veterans' Land Board	86,687,698	88,720,504
Parks and Wildlife Department	347,161,071	317,649,214
Railroad Commission	61,128,960	60,650,211
Soil and Water Conservation Board	16,560,996	15,910,996
Water Development Board	56,530,694	52,257,114
Debt Service Payments - Non-Self Supporting G.O. Water Bonds	<u>39,765,869</u>	<u>70,938,081</u>
Subtotal, Natural Resources	<u>\$ 1,523,738,556</u>	<u>\$ 1,474,359,605</u>
Retirement and Group Insurance	84,723,994	86,733,316
Social Security and Benefit Replacement Pay	<u>32,293,532</u>	<u>32,553,904</u>
Subtotal, Employee Benefits	<u>\$ 117,017,526</u>	<u>\$ 119,287,220</u>
Bond Debt Service Payments	11,014,344	11,847,763
Lease Payments	<u>4,129,124</u>	<u>4,062,484</u>
Subtotal, Debt Service	<u>\$ 15,143,468</u>	<u>\$ 15,910,247</u>
Less Interagency Contracts	<u>\$ 21,737,240</u>	<u>\$ 21,529,290</u>
TOTAL, ARTICLE VI - NATURAL RESOURCES	<u>\$ 1,634,162,310</u>	<u>\$ 1,588,027,782</u>
Number of Full-Time-Equivalents (FTE)	8,607.2	8,622.2

¹ Appropriation figures in HB 1, Conference Committee Report, 80th Legislature, Regular Session, have been adjusted to incorporate certain provisions elsewhere in agency bill patterns, certain Article IX appropriations, Governor’s vetoes, HB 15, and other miscellaneous bills. For specific adjustments, please see agency bill patterns.

ARTICLE VII

BUSINESS AND ECONOMIC DEVELOPMENT

Sec. 1. The several sums of money herein specified, or so much thereby as may be necessary, are appropriated out of any funds in the State Treasury not otherwise appropriated, or out of special funds as indicated, for the support, maintenance, or improvement of the designated business and economic development agencies.

DEPARTMENT OF HOUSING AND COMMUNITY AFFAIRS

	For the Years Ending	
	August 31, 2008	August 31, 2009
Method of Financing:		
General Revenue Fund	\$ 7,219,287	\$ 7,262,372
Community Affairs Federal Fund No. 127	128,733,144	128,697,779
Other Funds		
Appropriated Receipts	16,586,560	16,787,596
Interagency Contracts	68,255	68,255
Subtotal, Other Funds	\$ 16,654,815	\$ 16,855,851
Total, Method of Financing	<u>\$ 152,607,246</u>	<u>\$ 152,816,002</u>
Other Direct and Indirect Costs Appropriated Elsewhere in this Act		
	\$ 903,280	\$ 947,807
This bill pattern represents an estimated 12% of this agency's estimated total available funds for the biennium.		
Number of Full-Time-Equivalents (FTE):	298.0	298.0
Schedule of Exempt Positions:		
Executive Director, Group 5 ¹	\$129,250	\$129,250
Items of Appropriation:		
A. Goal: AFFORDABLE HOUSING		
Increase Availability of Safe/Decent/Affordable Housing.		
A.1.1. Strategy: MRB PROGRAM - SINGLE FAMILY Federal Mortgage Loans & MCCs through the SF MRB Program.	\$ 955,227	\$ 965,639
A.1.2. Strategy: HOME PROGRAM - SINGLE FAMILY Provide Single Family Housing through HOME Investment Program.	\$ 31,126,928	\$ 31,136,998
A.1.3. Strategy: HOUSING TRUST FUND - SINGLE FAMILY Provide Single Family Loans/Grants for Very Low/Low Income Households.	\$ 5,393,036	\$ 5,394,409
A.1.4. Strategy: SECTION 8 RENTAL ASSISTANCE Federal Rental Assistance through Section 8 Certificates and Vouchers.	\$ 6,590,587	\$ 6,591,062
A.1.5. Strategy: FEDERAL TAX CREDITS Provide Federal Tax Credits to Develop Rental Housing for VLI and LI.	\$ 1,049,704	\$ 1,057,290
A.1.6. Strategy: HOME PROGRAM - MULTIFAMILY Provide Multifamily Housing through HOME Investment Program.	\$ 5,868,466	\$ 5,871,327

¹ Salary amount increased from \$117,516, pursuant to Article IX, § 3.05 (b).

DEPARTMENT OF HOUSING AND COMMUNITY AFFAIRS
(Continued)

A.1.7. Strategy: HOUSING TRUST FUND - MULTIFAMILY Provide MF HTF Loans/Grants for Very Low/Low Income Households.	\$ 451,361	\$ 453,052
A.1.8. Strategy: MRB PROGRAM - MULTIFAMILY Federal Mortgage Loans through the MF Mortgage Revenue Bond Program.	<u>\$ 305,256</u>	<u>\$ 302,741</u>
Total, Goal A: AFFORDABLE HOUSING	<u>\$ 51,740,565</u>	<u>\$ 51,772,518</u>
B. Goal: INFORMATION & ASSISTANCE Provide Information and Assistance.		
B.1.1. Strategy: HOUSING RESOURCE CENTER Center for Housing Research, Planning, and Communications.	\$ 837,335	\$ 836,636
B.2.1. Strategy: COLONIA SERVICE CENTERS Assist Colonias through Field Offices & Self-Help Centers.	<u>\$ 610,077</u>	<u>\$ 614,011</u>
Total, Goal B: INFORMATION & ASSISTANCE	<u>\$ 1,447,412</u>	<u>\$ 1,450,647</u>
C. Goal: POOR AND HOMELESS PROGRAMS Improve Poor/Homeless Living Conditions & Reduce VLI Energy Costs.		
C.1.1. Strategy: POVERTY-RELATED FUNDS Administer Poverty-related Federal Funds through a Network of Agencies.	\$ 34,908,780	\$ 34,925,797
C.2.1. Strategy: ENERGY ASSISTANCE PROGRAMS Administer State Energy Assistance Programs.	<u>\$ 49,858,073</u>	<u>\$ 49,836,900</u>
Total, Goal C: POOR AND HOMELESS PROGRAMS	<u>\$ 84,766,853</u>	<u>\$ 84,762,697</u>
D. Goal: ENSURE COMPLIANCE Ensure Compliance with Program Mandates.		
D.1.1. Strategy: MONITOR HOUSING REQUIREMENTS Monitor and Inspect for Federal & State Housing Program Requirements.	\$ 2,149,863	\$ 2,174,561
D.1.2. Strategy: MONITOR CONTRACT REQUIREMENTS Administer and Monitor Subrecipient Contracts.	<u>\$ 1,857,004</u>	<u>\$ 1,809,121</u>
Total, Goal D: ENSURE COMPLIANCE	<u>\$ 4,006,867</u>	<u>\$ 3,983,682</u>
E. Goal: MANUFACTURED HOUSING Regulate Manufactured Housing Industry.		
E.1.1. Strategy: TITLING AND LICENSING Provide SOL and Licensing Services in a Timely Manner.	\$ 1,577,457	\$ 1,635,219
E.1.2. Strategy: INSPECTIONS Conduct Inspections of Manufactured Homes in a Timely Manner.	\$ 1,432,826	\$ 1,485,023
E.1.3. Strategy: ENFORCEMENT Process Complaints/Conduct Investigations/Take Administrative Actions.	\$ 1,444,525	\$ 1,490,860
E.1.4. Strategy: TEXASONLINE TexasOnline fees. Estimated and Nontransferable.	<u>\$ 19,120</u>	<u>\$ 19,120</u>
Total, Goal E: MANUFACTURED HOUSING	<u>\$ 4,473,928</u>	<u>\$ 4,630,222</u>
F. Goal: INDIRECT ADMIN AND SUPPORT COSTS Indirect Administration and Support Costs.		
F.1.1. Strategy: CENTRAL ADMINISTRATION	\$ 4,251,164	\$ 4,278,109
F.1.2. Strategy: INFORMATION RESOURCE TECHNOLOGIES	\$ 1,380,799	\$ 1,394,138
F.1.3. Strategy: OPERATING/SUPPORT Operations and Support Services.	<u>\$ 539,658</u>	<u>\$ 543,989</u>
Total, Goal F: INDIRECT ADMIN AND SUPPORT COSTS	<u>\$ 6,171,621</u>	<u>\$ 6,216,236</u>
Grand Total, DEPARTMENT OF HOUSING AND COMMUNITY AFFAIRS	<u><u>\$ 152,607,246</u></u>	<u><u>\$ 152,816,002</u></u>

DEPARTMENT OF HOUSING AND COMMUNITY AFFAIRS
(Continued)

Object-of-Expense Informational Listing:

Salaries and Wages	\$ 16,114,841	\$ 16,391,948
Other Personnel Costs	332,320	357,321
Professional Fees and Services	2,394,899	2,396,368
Consumable Supplies	302,239	302,939
Utilities	72,865	72,865
Travel	930,036	875,965
Rent - Building	180,930	170,930
Rent - Machine and Other	99,764	99,764
Other Operating Expense	2,439,855	2,351,756
Client Services	5,967,047	5,967,047
Grants	123,748,169	123,748,939
Capital Expenditures	24,281	80,160
Total, Object-of-Expense Informational Listing	\$ 152,607,246	\$ 152,816,002

Estimated Allocations for Employee Benefits and Debt Service Appropriations Made Elsewhere in this Act:

<u>Employee Benefits</u>		
Retirement	\$ 931,570	\$ 945,543
Group Insurance	1,866,956	1,906,935
Social Security	1,135,354	1,152,384
Benefits Replacement	110,072	104,568
Subtotal, Employee Benefits	\$ 4,043,952	\$ 4,109,430
<u>Debt Service</u>		
Lease Payments	\$ 29,135	\$ 30,545
Total, Estimated Allocations for Employee Benefits and Debt Service Appropriations Made Elsewhere in this Act	\$ 4,073,087	\$ 4,139,975

1. **Performance Measure Targets.** The following is a listing of the key performance target levels for the Department of Housing and Community Affairs. It is the intent of the Legislature that appropriations made by this Act be utilized in the most efficient and effective manner possible to achieve the intended mission of the Department of Housing and Community Affairs. In order to achieve the objectives and service standards established by this Act, the Department of Housing and Community Affairs shall make every effort to attain the following designated key performance target levels associated with each item of appropriation.

	2008	2009
A. Goal: AFFORDABLE HOUSING		
Outcome (Results/Impact):		
Percent of Households/Individuals of Very Low, Low, and Moderate Income Needing Affordable Housing That Subsequently Receive Housing or Housing-related Assistance	.91%	.87%
Percent of Households/Individuals of Very Low Income Needing Affordable Housing That Subsequently Receive Housing or Housing-related Assistance	.28%	.27%
Percent of Households/Individuals of Low Income Needing Affordable Housing That Subsequently Receive Housing or Housing-related Assistance	3.15%	3.02%
Percent of Households/Individuals of Moderate Income Needing Affordable Housing That Subsequently Receive Housing or Housing-related Assistance	.1%	.08%
A.1.1. Strategy: MRB PROGRAM - SINGLE FAMILY		
Output (Volume):		
Number of Households Assisted with Single Family Mortgage Revenue Bond Funds	2,016	1,716
A.1.2. Strategy: HOME PROGRAM - SINGLE FAMILY		
Output (Volume):		
Number of Households Assisted with Single Family HOME Funds	1,255	1,255
A.1.3. Strategy: HOUSING TRUST FUND - SINGLE FAMILY		
Output (Volume):		
Number of Households Assisted through the Single Family Housing Trust Fund Program	228	209

DEPARTMENT OF HOUSING AND COMMUNITY AFFAIRS

(Continued)

A.1.4. Strategy: SECTION 8 RENTAL ASSISTANCE		
Output (Volume):		
Number of Households Assisted through Statewide Housing Assistance Payments Program	1,494	1,494
A.1.5. Strategy: FEDERAL TAX CREDITS		
Output (Volume):		
Number of Households Assisted through the Housing Tax Credit Program	12,261	11,779
A.1.6. Strategy: HOME PROGRAM - MULTIFAMILY		
Output (Volume):		
Number of Households Assisted with Multifamily HOME Funds	500	526
A.1.8. Strategy: MRB PROGRAM - MULTIFAMILY		
Output (Volume):		
Number of Households Assisted through the Multifamily Mortgage Revenue Bond Program	2,393	2,217
B. Goal: INFORMATION & ASSISTANCE		
B.1.1. Strategy: HOUSING RESOURCE CENTER		
Output (Volume):		
Number of Information and Technical Assistance Requests Completed	4,900	4,900
B.2.1. Strategy: COLONIA SERVICE CENTERS		
Output (Volume):		
Number of On-site Technical Assistance Visits Conducted Annually from the Field Offices	800	800
C. Goal: POOR AND HOMELESS PROGRAMS		
Outcome (Results/Impact):		
Percent of Persons in Poverty That Received Homeless and Poverty-related Assistance	12.32%	12.32%
Percent of Very Low Income Households Receiving Energy Assistance	4.12%	4.11%
C.1.1. Strategy: POVERTY-RELATED FUNDS		
Output (Volume):		
Number of Persons Assisted through Homeless and Poverty-related Funds	512,244	512,244
Number of Persons Assisted That Achieve Incomes above Poverty Level	2,200	2,200
Number of Shelters Assisted	73	73
C.2.1. Strategy: ENERGY ASSISTANCE PROGRAMS		
Output (Volume):		
Number of Households Assisted through the Comprehensive Energy Assistance Program	51,502	51,502
Number of Dwelling Units Weatherized by the Department	3,004	2,960
D. Goal: ENSURE COMPLIANCE		
D.1.1. Strategy: MONITOR HOUSING REQUIREMENTS		
Output (Volume):		
Total Number of Onsite Reviews Conducted	915	965
D.1.2. Strategy: MONITOR CONTRACT REQUIREMENTS		
Output (Volume):		
Total Number of Monitoring Reviews Conducted	12,715	12,765
E. Goal: MANUFACTURED HOUSING		
Outcome (Results/Impact):		
Percent of Consumer Complaint Inspections Conducted within 30 Days of Request	100%	100%
Percent of Complaints Resulting in Disciplinary Action	15%	15%
E.1.1. Strategy: TITLING AND LICENSING		
Output (Volume):		
Number of Manufactured Housing Statements of Ownership and Location (SOL) Issued	90,000	90,000
Number of Licenses Issued	4,000	4,000
E.1.2. Strategy: INSPECTIONS		
Output (Volume):		
Number of Routine Installation Inspections Conducted	6,000	6,000
Explanatory:		
Number of Installation Reports Received	20,000	20,000
E.1.3. Strategy: ENFORCEMENT		
Output (Volume):		
Number of Complaints Resolved	1,250	1,250
Efficiencies:		
Average Time for Complaint Resolution (Days)	180	180
Explanatory:		
Number of Jurisdictional Complaints Received	1,200	1,200

DEPARTMENT OF HOUSING AND COMMUNITY AFFAIRS
(Continued)

2. **Capital Budget.** None of the funds appropriated above may be expended for capital budget items except as listed below. The amounts shown below shall be expended only for the purposes shown and are not available for expenditure for other purposes. Amounts appropriated above and identified in this provision as appropriations either for "Lease Payments to the Master Lease Purchase Program" or for items with an "(MLPP)" notation shall be expended only for the purpose of making lease-purchase payments to the Texas Public Finance Authority pursuant to Government Code § 1232.103. Upon approval from the Legislative Budget Board, capital budgeted funds listed below under "Acquisition of Information Resource Technologies" may be used to lease information resources hardware and/or software versus the purchase of information resources hardware and/or software, if determined by agency management to be in the best interest of the State of Texas.

	<u>2008</u>	<u>2009</u>
a. Acquisition of Information Resource Technologies		
(1) Manufactured Housing Systems Upgrade	\$ 175,000	\$ 175,000
(2) Purchase of Information Technologies - Scheduled Replacement of Items	<u>\$ 200,000</u>	<u>\$ 190,000</u>
 Total, Acquisition of Information Resource Technologies	 <u>\$ 375,000</u>	 <u>\$ 365,000</u>
 Total, Capital Budget	 <u><u>\$ 375,000</u></u>	 <u><u>\$ 365,000</u></u>

Method of Financing (Capital Budget):

Community Affairs Federal Fund No. 127	\$ 55,998	\$ 71,382
Appropriated Receipts	<u>319,002</u>	<u>293,618</u>
 Total, Method of Financing	 <u><u>\$ 375,000</u></u>	 <u><u>\$ 365,000</u></u>

3. **Low/Moderate Income Housing Construction.** Out of the funds appropriated above, no less than \$500,000 each year of the biennium shall be expended on low/moderate income housing construction in enterprise zone areas.
4. **Appropriations Limited to Revenue Collections.** Fees, fines, and other miscellaneous revenues as authorized and generated by the agency shall cover, at a minimum, the cost of the appropriations made above for the strategy items in Goal E, Manufactured Housing, the cost of the appropriations required for manufactured housing consumer claims payments according to the Occupations Code § 1201, Manufactured Housing Standards Act, as well as the "other direct and indirect costs" associated with this goal, appropriated elsewhere in this Act. "Other direct and indirect costs" for Goal E, Manufactured Housing, are estimated to be \$903,280 for fiscal year 2008 and \$947,807 for fiscal year 2009. In the event that actual and/or projected revenue collections are insufficient to offset the costs identified by this provision, the Legislative Budget Board may direct that the Comptroller of Public Accounts reduce the appropriation authority provided above to be within the amount of revenue expected to be available.
5. **Housing Assistance.** To the extent allowed by state and federal program guidelines the department shall adopt an annual goal to apply no less than \$30,000,000 of the funds available from the Housing Trust Fund, HOME Program, Section 8 Program, and Housing Tax-Credit Program's total housing funds toward housing assistance for individuals and families earning less than 30 percent of the Area Median Family Income (AMFI). No less than 20 percent of the funds available from the Housing Trust Fund, HOME Program, Section 8 Program, and Housing Tax-Credit Program shall be spent for individuals and families earning between 31 percent and 60 percent of the area median family income. To the extent allowed by state and federal program guidelines in those counties where the area median family income is lower than the state average median family income, the department shall use the average state median income in interpreting this rider. The department shall provide an annual report to the Legislative Budget Board documenting its expenditures in each income category.
6. **Conversions of Executory Contracts.**
- a. Out of the funds appropriated above, the department shall spend not less than \$4,000,000 for the biennium for the sole purpose of contract for deed conversions for families that reside in a colonia and earn 60 percent or less of the applicable area median family

DEPARTMENT OF HOUSING AND COMMUNITY AFFAIRS
(Continued)

income. It is the intent of the Legislature that the department shall make a good-faith effort to complete at least 200 contract for deed conversions by August 31, 2009.

- b. The Department of Housing and Community Affairs shall provide a quarterly report to the Legislative Budget Board detailing the number of, and cost for each, contract for deed conversions completed.
- 7. **Bond Refinancing.** The department shall transfer any funds acquired through refinancing of bonds to the Housing Trust Fund. The first \$3,000,000 each fiscal year in savings from the refinancing of any bonds shall be used to fund mortgage loans under the Bootstrap Self-Help Housing Loan Program.
- 8. **Colonia Set-Aside Program Allocation.** The Office of Rural Community Affairs shall allocate 2.5 percent of the yearly allocation of Community Development Block Grant (CDBG) monies to support the operation of the Colonia Self-Help Centers and shall transfer such funds to the Department of Housing and Community Affairs on September 1 each year of the biennium.

Consistent with federal rules and regulations, the funds provided from ORCA to the Colonia Self-Help Center in El Paso county shall be used to provide internet access and training for parents and their children attending elementary schools in colonias, to establish technology centers within those elementary school libraries, to purchase wireless devices and laptop computers to loan out from the technology centers, and improve internet access for students and parents.

- 9. **Appropriation: Housing Trust Fund Interest Earnings and Loan Repayments.** Interest earnings and loan repayments received from loans made through the Housing Trust Fund program from the General Revenue Fund are included above in Strategy A.1.3, Housing Trust Fund - Single Family, estimated to be \$900,000 each year.
- 10. **Housing Trust Fund Deposits to the Texas Treasury Safekeeping Trust Company.**
 - a. Out of funds appropriated above in Strategy A.1.3, Housing Trust Fund - Single Family, \$2,503,295 in fiscal year 2008 and \$2,503,296 in fiscal year 2009 shall be deposited in the Housing Trust Fund in the Texas Treasury Safekeeping Trust Company established under Government Code, Chapter 2306, at the beginning of each fiscal year. The amounts to be transferred in fiscal years 2008 and 2009 include an estimated \$900,000 in each fiscal year from interest earnings and loan repayments received, identified above in Rider 9, Appropriation: Housing Trust Fund Interest Earnings and Loan Repayments.
 - b. Out of funds appropriated above in Strategy A.1.7, Housing Trust Fund - Multifamily, \$187,000 in fiscal year 2008 and \$187,000 in fiscal year 2009 shall be deposited in the Housing Trust Fund in the Texas Treasury Safekeeping Trust Company established under Government Code, Chapter 2306, at the beginning of each fiscal year.
 - c. Interest earnings and loan repayments received from loans made through the Housing Trust Fund program from the General Revenue Fund shall be deposited in the Housing Trust Fund in the Texas Treasury Safekeeping Trust Company established under Government Code, Chapter 2306, for the same purpose.
 - d. The Department of Housing and Community Affairs shall provide an annual report to the Legislative Budget Board, the House Appropriations Committee, and the Senate Finance Committee no later than October 1 detailing the agency's plan to expend funds from the Housing Trust Fund during the current fiscal year.
 - e. Notwithstanding limitations on appropriation transfers contained in the General Provisions of this Act, the Department of Housing and Community Affairs is hereby authorized to direct agency resources and transfer such amounts appropriated above, not to exceed \$2,500,000 in General Revenue each fiscal year, between Strategy A.1.3, Housing Trust Fund - Single Family and Strategy A.1.7, Housing Trust Fund - Multifamily.
 - f. Out of funds appropriated above in Strategy A.1.3, Housing Trust Fund - Single Family and Strategy A.1.7, Housing Trust Fund - Multifamily, an amount not to exceed \$2,500,000 in both strategies in fiscal year 2008 and an amount not to exceed \$2,500,000

DEPARTMENT OF HOUSING AND COMMUNITY AFFAIRS
(Continued)

in fiscal year 2009 in both strategies above amounts required in Sections (a) and (b) of this rider, shall be deposited in the Housing Trust Fund in the Texas Treasury Safekeeping Trust Company established under Government Code, Chapter 2306, no later than October 1 of each fiscal year.

- 11. Mortgage Revenue Bond Program.** The Department of Housing and Community Affairs shall operate the First-Time Homebuyer Mortgage Revenue Bond Program in a manner that maximizes the creation of very low-income single family housing by ensuring that at least 30 percent of the lendable bond proceeds are set aside for a period of one year for individuals and families at 60 percent and below the area median family income (AMFI), while assuring the highest reasonable bond rating. In an effort to facilitate the origination of single family mortgage loans to individuals and families at 60 percent and below the AMFI, the department shall utilize down payment and closing cost assistance or other assistance methods.
- 12. Additional Appropriated Receipts.**

 - a. Except during an emergency as defined by the Governor, no appropriation of appropriated receipts in addition to the estimated amounts above may be expended by the Department of Housing and Community Affairs unless:

 - (1) the department's governing board files a finding of fact along with a written plan outlining the source, use, and projected impact of the funds on performance measures with the Legislative Budget Board and the Governor and indicating that additional appropriations are required to maintain adequate levels of program performance; and,
 - (2) neither the Legislative Budget Board nor the Governor issue a written disapproval not later than 10 business days within receipt of the finding of fact and the written plan.
 - b. This provision does not apply to appropriated receipts included in the amounts appropriated above that are collected under Object Codes 3719 and 3802. Appropriated receipts collected under these revenue object codes are governed under provisions found in Article IX, Sec 8.03 and Article IX Sec 12.02.
- 13. Manufactured Homeowner Consumer Claims.** Included above in Goal E, Manufactured Housing, the Manufactured Housing Division of the Department of Housing and Community Affairs is appropriated an amount required for the purpose of paying manufactured housing consumer claims from Appropriated Receipts according to the Occupations Code Chapter 1201, Manufactured Housing Standards Act, from Statement of Ownership and Location (SOL) issuance fees involving manufactured housing that are collected during the 2008-09 biennium. No General Revenue is appropriated for the payment of these claims.
- 14. CDBG Disaster Reporting Requirement.** The Department of Housing and Community Affairs shall provide a quarterly report to the Governor, the Legislative Budget Board, the House Appropriations Committee, the Senate Finance Committee and to those members of the Legislature representing counties eligible for Community Development Block Grant (CDBG) Disaster funding, detailing the receipt and expenditures of CDBG disaster funds received by the Department.
- 15. Affordable Housing Research and Information Program.** Out of funds appropriated above in Strategy B.1.1, Housing Resource Center, the Department of Housing and Community Affairs shall conduct the Affordable Housing Research and Information Program with the assistance of the Office of Rural Community Affairs, to the extent allowed by state law, in order to avoid a duplication of effort. It is the intent of the Legislature that no funds shall be transferred between the Department of Housing and Community Affairs and the Office of Rural Community Affairs for this purpose.

TEXAS LOTTERY COMMISSION

	For the Years Ending	
	August 31, 2008	August 31, 2009
Method of Financing:		
General Revenue Fund	\$ 15,160,877	\$ 15,431,376
GR Dedicated - Lottery Account No. 5025	<u>194,659,173</u>	<u>195,503,860</u>
Total, Method of Financing	<u>\$ 209,820,050</u>	<u>\$ 210,935,236</u>
Other Direct and Indirect Costs Appropriated Elsewhere in this Act	\$ 610,355	\$ 614,205
This bill pattern represents an estimated 100% of this agency's estimated total available funds for the biennium.		
Number of Full-Time-Equivalents (FTE):	318.5	318.5
Schedule of Exempt Positions:		
Executive Director, Group 6	\$135,000	\$135,000
Items of Appropriation:		
A. Goal: OPERATE LOTTERY		
Run Self-supporting, Revenue-producing, and Secure Lottery.		
A.1.1. Strategy: LOTTERY OPERATIONS	\$ 7,270,909	\$ 7,355,707
A.1.2. Strategy: LOTTERY FIELD OPERATIONS	\$ 2,197,682	\$ 2,202,432
A.1.3. Strategy: MARKETING AND PROMOTION	\$ 5,556,700	\$ 5,561,474
A.1.4. Strategy: SECURITY	\$ 4,433,522	\$ 3,858,522
A.1.5. Strategy: CENTRAL ADMINISTRATION	\$ 10,580,298	\$ 10,369,114
A.1.6. Strategy: LOTTERY OPERATOR CONTRACT	\$ 106,232,562	\$ 108,111,611
Lottery Operator Contract. Estimated and Nontransferable.		
A.1.7. Strategy: INSTANT TICKET PRODUCTION CONTRACT	\$ 19,200,000	\$ 19,200,000
A.1.8. Strategy: MASS MEDIA ADVERTISING CONTRACTS	\$ 32,000,000	\$ 32,000,000
A.1.9. Strategy: INST TKT VENDING MACHINE CONTRACT	\$ 342,500	\$ 0
Instant Ticket Vending Machines Contract.		
A.1.10. Strategy: DRAWING & BROADCAST CONTRACT	\$ 1,645,000	\$ 1,645,000
Drawing and Broadcast Services Contract.		
A.1.11. Strategy: MARKET RESEARCH CONTRACT	\$ 1,000,000	\$ 1,000,000
Market Research Services Contract.		
A.1.12. Strategy: RETAILER BONUS	<u>\$ 4,200,000</u>	<u>\$ 4,200,000</u>
Total, Goal A: OPERATE LOTTERY	<u>\$ 194,659,173</u>	<u>\$ 195,503,860</u>
B. Goal: ENFORCE BINGO LAWS		
Enforce Bingo Laws/Rules for Fairness to Ensure Proceeds Used Lawfully.		
B.1.1. Strategy: BINGO LICENSING	\$ 865,144	\$ 865,144
Determine Eligibility and Process Applications.		
B.1.2. Strategy: BINGO EDUCATION AND DEVELOPMENT	\$ 157,509	\$ 157,509
Provide Education and Training for Bingo Regulatory Requirements.		
B.1.3. Strategy: BINGO LAW COMPLIANCE FIELD OPER	\$ 1,429,536	\$ 1,429,536
Bingo Law Compliance Field Operations.		
B.1.4. Strategy: BINGO PRIZE FEE COLLECTION & ACCT	\$ 208,188	\$ 208,187
Bingo Prize Fee Collections and Accounting.		
B.1.5. Strategy: BINGO PRIZE FEE ALLOCATIONS	<u>\$ 12,500,500</u>	<u>\$ 12,771,000</u>
Bingo Prize Fee Allocations. Estimated and Nontransferable.		
Total, Goal B: ENFORCE BINGO LAWS	<u>\$ 15,160,877</u>	<u>\$ 15,431,376</u>
Grand Total, TEXAS LOTTERY COMMISSION	<u>\$ 209,820,050</u>	<u>\$ 210,935,236</u>
Object-of-Expense Informational Listing:		
Salaries and Wages	\$ 17,597,894	\$ 17,597,894
Other Personnel Costs	423,200	423,200

TEXAS LOTTERY COMMISSION
(Continued)

Professional Fees and Services	4,823,411	4,548,411
Fuels and Lubricants	5,000	5,000
Consumable Supplies	165,329	165,329
Utilities	439,207	439,207
Travel	494,143	494,143
Rent - Building	3,251,294	3,336,092
Rent - Machine and Other	2,341,819	1,999,319
Other Operating Expense	167,478,253	169,155,641
Grants	12,500,500	12,771,000
Capital Expenditures	<u>300,000</u>	<u>0</u>
Total, Object-of-Expense Informational Listing	<u>\$ 209,820,050</u>	<u>\$ 210,935,236</u>

**Estimated Allocations for Employee Benefits and Debt
Service Appropriations Made Elsewhere in this Act:**

<u>Employee Benefits</u>		
Retirement	\$ 1,026,376	\$ 1,041,771
Group Insurance	1,837,317	1,867,515
Social Security	1,228,921	1,247,355
Benefits Replacement	<u>137,000</u>	<u>130,150</u>
 Subtotal, Employee Benefits	 <u>\$ 4,229,614</u>	 <u>\$ 4,286,791</u>
<u>Debt Service</u>		
Lease Payments	<u>\$ 30,733</u>	<u>\$ 30,727</u>
 Total, Estimated Allocations for Employee Benefits and Debt Service Appropriations Made Elsewhere in this Act	 <u>\$ 4,260,347</u>	 <u>\$ 4,317,518</u>

1. **Performance Measure Targets.** The following is a listing of the key performance target levels for the Texas Lottery Commission. It is the intent of the Legislature that appropriations made by this Act be utilized in the most efficient and effective manner possible to achieve the intended mission of the Texas Lottery Commission. In order to achieve the objectives and service standards established by this Act, the Texas Lottery Commission shall make every effort to attain the following designated key performance target levels associated with each item of appropriation.

	<u>2008</u>	<u>2009</u>
A. Goal: OPERATE LOTTERY		
Outcome (Results/Impact):		
Percent of Retailers Satisfied with Lottery Commission	94%	94%
State Revenue Received Per Advertising Dollar Expended	32.37	32.37
A.1.1. Strategy: LOTTERY OPERATIONS		
Output (Volume):		
Number of Retailer Business Locations Licensed	16,800	16,800
Efficiencies:		
Average Cost Per Retailer Location License Issued	160	160
A.1.3. Strategy: MARKETING AND PROMOTION		
Efficiencies:		
Average Cost Per Survey Issued	2.45	2.45
A.1.8. Strategy: MASS MEDIA ADVERTISING		
CONTRACTS		
Output (Volume):		
Dollar Amount of Advertising Budget Spent on Television (Millions)	17	17
Efficiencies:		
Percentage of Adult Texans Aware of Lottery Advertising	67%	67%
B. Goal: ENFORCE BINGO LAWS		
Outcome (Results/Impact):		
Percent of Complaints Resulting in Disciplinary Action	8%	8%
Net Bingo Games Revenue Received by Charitable Organizations (in Millions)	31.6	31.6
Percentage of Organizations Who Met the Statutory Charitable Distribution Requirement	99%	99%
B.1.1. Strategy: BINGO LICENSING		
Output (Volume):		
Number of Licenses Issued to Individuals and Organizations	6,400	6,400

TEXAS LOTTERY COMMISSION
(Continued)

B.1.2. Strategy: BINGO EDUCATION AND DEVELOPMENT

Efficiencies:

Average Cost of Bingo Operator Training Class 850 850

B.1.3. Strategy: BINGO LAW COMPLIANCE FIELD OPER

Output (Volume):

Number of Bingo Complaints Completed 175 175

Efficiencies:

Average Cost Per Bingo Complaint Completed 250 250

B.1.4. Strategy: BINGO PRIZE FEE COLLECTION &

ACCT

Output (Volume):

Number of Days to Allocate Payments to Local Jurisdictions 19 17

2. **Capital Budget.** None of the funds appropriated above may be expended for capital budget items except as listed below. The amounts shown below shall be expended only for the purposes shown and are not available for expenditure for other purposes. Amounts appropriated above and identified in the provision as appropriations either for "Lease Payments to the Master Equipment Purchase Program" or for items with an "(MLPP)" notation shall be expended only for the purpose of making lease-purchase payments to the Texas Public Finance Authority pursuant to the provisions of Government Code § 1232.103. Upon approval from the Legislative Budget Board, capital budgeted funds listed below under "Acquisition of Information Resource Technologies" may be used to lease information resources hardware and/or software versus the purchase of information resources hardware and/or software, if determined by commission management to be in the best interest of the State of Texas.

	2008	2009
a. Acquisition of Capital Equipment and Items		
(1) Capitalized Lottery Drawing Equipment	\$ 300,000	\$ 0
Total, Capital Budget	<u>\$ 300,000</u>	<u>\$ 0</u>

Method of Financing (Capital Budget):

GR Dedicated - Lottery Account No. 5025	<u>\$ 300,000</u>	<u>\$ 0</u>
Total, Method of Financing	<u>\$ 300,000</u>	<u>\$ 0</u>

3. **Operate Lottery.** Pursuant to Government Code, Chapter 466, appropriations made to Goal A, Operate Lottery, shall not exceed twelve percent of the gross revenue from the sale of lottery tickets. This appropriation shall be used for the administration of the lottery and for retailer commissions.
4. **Appropriation: Payment of Prizes.** In addition to the amounts appropriated above for the administration of the lottery and retailer commissions, there is hereby appropriated pursuant to Government Code, Chapter 466, out of the State Lottery Account in the General Revenue Fund, sufficient funds for the payment of prizes to the holders of winning tickets.
5. **Limitation on Transfer Authority.** Funds appropriated above in Strategy A.1.8, Mass Media Advertising Contracts, may be transferred into other items in the Lottery Commission appropriations, but none of the funds appropriated in other items may be transferred into Strategy A.1.8, Mass Media Advertising Contracts.
6. **Limitation: Pooled Reserve Fund.** Pursuant to Government Code, Chapter 466, the Executive Director of the Texas Lottery Commission shall maintain balances in a pooled reserve fund to cover the potential loss of state revenue as a result of lottery retailer defaults. The Executive Director of the Texas Lottery Commission shall transfer all pooled reserve fund revenues and balances that exceed \$5 million to the Foundation School Fund No. 193 monthly.
7. **Limitation: Out-of-Country and Out-of-State Travel.** Notwithstanding any other provisions included in this Act, it is the intent of the Legislature that the Texas Lottery Commission shall not be allowed to travel out-of-country, with the exception of travel to Mexico or Canada which is reimbursable by a third party. In addition, the Texas Lottery

TEXAS LOTTERY COMMISSION
(Continued)

Commission shall not exceed amounts expended on out-of-state travel, for each fiscal year of the biennium, by an amount equal to 80 percent of travel expenditure amounts for fiscal year 1998.

8. **Appropriations Limited to Revenue Collections.** Fees, fines, and other miscellaneous revenues as authorized and generated by the operation of charity bingo shall cover, at a minimum, the cost of the appropriations made above for the strategy items in Goal B, Enforce Bingo Laws, as well as the "other direct and indirect costs" associated with this goal, appropriated elsewhere in this Act. "Other direct and indirect costs" for Goal B, Enforce Bingo Laws, are estimated to be \$610,355 for fiscal year 2008 and \$614,205 for fiscal year 2009. In the event that actual and/or projected revenue collections are insufficient to offset the costs identified by this provision, the Legislative Budget Board may direct that the Comptroller of Public Accounts reduce the appropriation authority provided above to be within the amount of revenue expected to be available.
9. **Petty Cash Fund Authorized.** The Texas Lottery Commission is authorized to establish a petty cash fund to be used by Commission employees for the purchase of evidence and/or information and other expenses deemed necessary for agency security and enforcement activities, including audits and expenses, incurred by auditing. The petty cash fund, not to exceed \$1,500, may be maintained in cash or at a local bank and shall be subject to such rules and regulations as the executive director may recommend and the commission may adopt.
10. **Local Bingo Prize Fees.** The amounts appropriated above in Strategy B.1.5, Bingo Prize Fee Allocations, include \$12,500,500 in 2008 and \$12,771,000 in 2009 from bingo prize fees collected pursuant to Texas Occupations Code, Section 2001.504 for allocation to counties and municipalities as required by the Texas Occupations Code, Section 2001.503. Bingo prize fees collected in excess of amounts appropriated above are hereby appropriated for the same purpose.
11. **Retailer Commissions.** Pursuant to Government Code, Chapter 466, an amount equal to 5 percent of gross sales shall be made available for the purpose of paying retailer commissions.
12. **Lottery Operator Contract.** The amounts included above in Strategy A.1.6, Lottery Operator Contract, are estimated appropriations out of the State Lottery Account in the General Revenue Fund and may only be used for payment of lottery operator contractual obligations. The estimated amount appropriated for fiscal year 2008 is an amount equal to 2.6999 percent of gross sales in fiscal year 2008; and the estimated amount appropriated in fiscal year 2009 is an amount equal to 2.6999 percent of gross sales in fiscal year 2009.
13. **Appropriation of Increased Revenues.** In addition to the amounts appropriated above, there is hereby appropriated out of the State Lottery Account in the General Revenue Fund, an amount equal to 1.49 percent of the amount by which gross sales exceed \$3,934,685,034 in fiscal year 2008 and the amount by which gross sales exceed \$4,004,282,014 in fiscal year 2009 for the purpose of fulfilling contractual obligations and other administrative costs in administration of the Lottery.
14. **Instant Ticket Game Closure.** Out of the funds appropriated above in Strategy A.1.7, Instant Ticket Production Contract, \$3,000,000 in GR-Dedicated-Lottery Account No. 5025 funds each fiscal year are contingent upon the commission adopting rules governing instant ticket games that close games after the final top advertised prize in the game has been claimed and rules that provide procedures for ending the sale of an instant ticket game within 45 days of the game being closed. The commission shall provide a semi-annual report, beginning April 1, 2008, to the Legislative Budget Board detailing the number of instant ticket games closed and the amount of time to end the sale of each game following closure.
15. **Sale of Lottery.** None of the funds appropriated above may be spent for the purpose of exploring, investigating, negotiating, calculating, or otherwise taking any action that would result in selling the Texas Lottery.

OFFICE OF RURAL COMMUNITY AFFAIRS

	For the Years Ending	
	August 31, 2008	August 31, 2009
Method of Financing:		
<u>General Revenue Fund</u>		
General Revenue Fund	\$ 6,862,799	\$ 1,867,802
GR Match for Community Development Block Grants	1,738,730	1,738,730
Subtotal, General Revenue Fund	<u>\$ 8,601,529</u>	<u>\$ 3,606,532</u>
GR Dedicated - Permanent Fund Rural Health Facility Capital Improvement Account No. 5047	1,989,204	1,989,204
<u>Federal Funds</u>		
Office of Rural Community Affairs Federal Fund No. 5091	77,712,305	77,712,305
Federal Funds	1,713,235	1,713,235
Subtotal, Federal Funds	<u>\$ 79,425,540</u>	<u>\$ 79,425,540</u>
<u>Other Funds</u>		
Appropriated Receipts	258,453	258,453
Interagency Contracts	72,391	72,391
Permanent Endowment Fund for Rural Communities Health Care Investment Program	127,500	127,500
Subtotal, Other Funds	<u>\$ 458,344</u>	<u>\$ 458,344</u>
Total, Method of Financing	<u><u>\$ 90,474,617</u></u>	<u><u>\$ 85,479,620</u></u>
This bill pattern represents an estimated 100% of this agency's estimated total available funds for the biennium.		
Number of Full-Time-Equivalents (FTE):	72.0	72.0
Schedule of Exempt Positions:		
Executive Director, Group 3	\$99,000	\$99,000
Items of Appropriation:		
A. Goal: COMMUNITY ECONOMIC DEVELOPMENT		
Support Community Economic Development Projects.		
A.1.1. Strategy: PROVIDE GRANTS ^{1, 2}	\$ 84,459,592	\$ 79,464,592
Provide Grants for Community and Economic Development Projects.		
B. Goal: EQUITABLE ACCESS TO MEDICAL CARE		
Promote Equitable Access to Medical Care and Eliminate Disparities.		
B.1.1. Strategy: HEALTH CARE ACCESS PROGRAMS	\$ 3,279,390	\$ 3,279,389
Develop Programs to Increase Access to Health Care in Rural Areas.		
B.1.2. Strategy: RURAL PHYSICIAN RELIEF PROGRAM	\$ 166,176	\$ 166,176
Rural Physician Relief Program. Nontransferable.		
B.2.1. Strategy: HEALTH FACILITY CAPITAL IMPROVEMENT	<u>\$ 1,929,528</u>	<u>\$ 1,929,528</u>
Rural Health Facility Capital Improvements.		
Total, Goal B: EQUITABLE ACCESS TO MEDICAL CARE	<u><u>\$ 5,375,094</u></u>	<u><u>\$ 5,375,093</u></u>
C. Goal: OUTREACH AND ASSISTANCE		
C.1.1. Strategy: RURAL POLICY AND RESEARCH	\$ 158,941	\$ 158,942
D. Goal: INDIRECT ADMINISTRATION		
D.1.1. Strategy: CENTRAL ADMINISTRATION	\$ 404,686	\$ 404,689

¹ Incorporates Article IX, § 19.75, of this Act, due to the enactment of HB 2235, 80th Legislature, Regular Session, enabling the Office of Rural Community Affairs to provide grants for rural technology centers, resulting in an increase in General Revenue Funds of \$2,500,000 in FY 2008.

² Incorporates Article IX, § 19.119, of this Act, due to the enactment of HB 2235, 80th Legislature, Regular Session, enabling the Office of Rural Community Affairs to provide grants for rural technology centers, resulting in an increase in General Revenue Funds of \$2,500,000 in FY 2008.

OFFICE OF RURAL COMMUNITY AFFAIRS
(Continued)

D.1.2. Strategy: INFORMATION RESOURCES	\$ 76,304	\$ 76,304
Total, Goal D: INDIRECT ADMINISTRATION	\$ 480,990	\$ 480,993
Grand Total, OFFICE OF RURAL COMMUNITY AFFAIRS	\$ 90,474,617	\$ 85,479,620
Object-of-Expense Informational Listing:		
Salaries and Wages	\$ 4,097,496	\$ 4,097,496
Other Personnel Costs	109,750	109,750
Professional Fees and Services	560,891	560,891
Consumable Supplies	39,325	39,325
Utilities	29,715	29,715
Travel	274,530	279,530
Rent - Building	37,025	37,025
Rent - Machine and Other	45,689	45,689
Other Operating Expense	427,603	427,606
Client Services	516,906	516,906
Grants	84,321,687	79,321,687
Capital Expenditures	14,000	14,000
Total, Object-of-Expense Informational Listing	\$ 90,474,617	\$ 85,479,620
Estimated Allocations for Employee Benefits and Debt Service Appropriations Made Elsewhere in this Act:		
Employee Benefits		
Retirement	\$ 234,834	\$ 238,356
Group Insurance	370,559	375,516
Social Security	301,942	306,471
Benefits Replacement	28,275	26,861
Subtotal, Employee Benefits	\$ 935,610	\$ 947,204
Debt Service		
Lease Payments	\$ 7,113	\$ 7,975
Total, Estimated Allocations for Employee Benefits and Debt Service Appropriations Made Elsewhere in this Act	\$ 942,723	\$ 955,179

1. **Performance Measure Targets.** The following is a listing of the key performance target levels for the Office of Rural Community Affairs. It is the intent of the Legislature that appropriations made by this Act be utilized in the most efficient and effective manner possible to achieve the intended mission of the Office of Rural Community Affairs. In order to achieve the objectives and service standards established by this Act, the Office of Rural Community Affairs shall make every effort to attain the following designated key performance target levels associated with each item of appropriation.

	2008	2009
A. Goal: COMMUNITY ECONOMIC DEVELOPMENT		
Outcome (Results/Impact):		
Percent of the Small Communities' Population Benefiting from Public Facility, Economic Development, Housing Assistance and Planning Projects	36%	36%
A.1.1. Strategy: PROVIDE GRANTS		
Output (Volume):		
Number of New Community/Economic Development Contracts Awarded	325	325
Number of Projected Beneficiaries from New Community/Economic Development Contracts Awarded	483,000	483,000
Number of Programmatic Monitoring Visits Conducted	300	300
B. Goal: EQUITABLE ACCESS TO MEDICAL CARE		
Outcome (Results/Impact):		
Ratio of Rural County Population to Number of Health Care Professionals in Rural Counties	1,410	1,410
B.1.1. Strategy: HEALTH CARE ACCESS PROGRAMS		
Output (Volume):		
Number of Primary Care Practitioners Recruited/Retained in Rural Areas	42	42

OFFICE OF RURAL COMMUNITY AFFAIRS
(Continued)

B.2.1. Strategy: HEALTH FACILITY CAPITAL IMPROVEMENT
Output (Volume):
Number of Low Interest Loans and Grants Awarded

36 36

2. **Capital Budget.** None of the funds appropriated may be expended for capital budget items except as listed below. The amounts shown below shall be expended only for the purposes shown and are not available for expenditure for other purposes. Amounts appropriated above and identified in this provision as appropriations either for "Lease Payments to the Master Lease Purchase Program" or for items with a "(MLPP)" notation shall be expended only for the purpose of making lease-purchase payments to the Texas Public Finance Authority pursuant to the provisions of Government Code § 1232.103. Upon approval from the Legislative Budget Board, capital budgeted funds listed below under "Acquisition of Information Resource Technologies" may be used to lease information resources hardware and/or software, if determined by agency management to be in the best interest of the State of Texas.

	2008	2009
a. Acquisition of Information Resource Technologies		
(1) Scheduled Replacement of Computer Hardware	\$ 48,000	\$ 41,000
(2) Daily Operations	50,443	49,366
(3) IT Infrastructure - Lease	<u>\$ 29,834</u>	<u>\$ 29,834</u>
Total, Acquisition of Information Resource Technologies	<u>\$ 128,277</u>	<u>\$ 120,200</u>
Total, Capital Budget	<u><u>\$ 128,277</u></u>	<u><u>\$ 120,200</u></u>

Method of Financing (Capital Budget):

General Revenue Fund	\$ 26,340	\$ 24,625
Office of Rural Community Affairs Federal Fund No. 5091	62,538	58,702
GR Match for Community Development Block Grants	<u>39,399</u>	<u>36,873</u>
Total, Method of Financing	<u><u>\$ 128,277</u></u>	<u><u>\$ 120,200</u></u>

3. **Administrative Allocation: Councils of Governments.** From the federal administrative monies made available to the Office of Rural Community Affairs under the Community Development Block Grant Program, an amount up to 19 percent of such monies shall be allocated for the councils of government, based upon agreements between the Office of Rural Community Affairs and each council of government, to continue staff support to the 24 Regional Review Committees of local elected officials appointed by the Governor and/or for other technical assistance services so long as the staff support activities comply with the rules, policies, and standards established by the U.S. Department of Housing and Urban Development.

4. **Estimated Appropriation and Unexpended Balance.**

- a. The estimated amounts appropriated above out of the Permanent Endowment Fund for Rural Communities Healthcare Investment Program, are out of the amounts available for distribution or investment returns of the funds. Amounts available for distribution or investment returns in excess of the amounts estimated above are also appropriated to the Office of Rural Community Affairs. In the event that amounts available for distribution or investment returns are less than the amounts estimated above, this Act may not be construed as appropriating funds to make up the difference. Any unexpended appropriations made above as of August 31, 2008, are hereby appropriated for the same purposes for fiscal year 2009.
- b. The estimated amounts appropriated above out of the Permanent Fund for Rural Health Facility Capital Improvement are out of the available earnings of the fund. Available earnings in excess of the amounts estimated above are appropriated to the Office of Rural Community Affairs. In the event that amounts available for distribution or investment returns are less than the amounts estimated above, this Act may not be construed as

OFFICE OF RURAL COMMUNITY AFFAIRS
(Continued)

appropriating funds to make up the difference. Any unexpended appropriations made above as of August 31, 2008, are hereby appropriated for the same purposes for fiscal year 2009.

5. Limitation on Use of Funds.

- a. State agencies that are appropriated funds from the receipts collected pursuant to the Comprehensive Tobacco Settlement Agreement and Release, including distributions from funds, shall submit a budget by November 1 of each year of the biennium to the Legislative Budget Board and the Governor. This budget shall describe the purposes and amounts for which such funds will be expended by the state agency. No funds described in this budget may be expended by the state agency or institution of higher education until the Legislative Budget Board and the Governor receive the budget.
- b. Authorized managers of permanent funds and endowments whose earnings are appropriated to the Office of Rural Community Affairs shall provide a copy of year end financial reports to the Legislative Budget Board and the Governor by November 1 of each year of the biennium. These reports should include, at a minimum, an income statement and balance sheet for each fund, and a summary of the investment return of the fund during the preceding fiscal year.

6. Coordination with Texas Water Development Board. The Office of Rural Community Affairs (ORCA) and the Texas Water Development Board (TWDB) shall continue to coordinate funds as outlined in a Memorandum of Understanding (MOU) so as to assure that none of the funds appropriated above are expended in a manner that aids the proliferation of colonias or are otherwise used in a manner inconsistent with the intent of the Economically Distressed Areas Program (EDAP) operated by the Texas Water Development Board (TWDB), and maximize delivery of the funds and minimize administrative delay in their expenditure. The MOU shall be amended, if necessary, prior to the distribution of the Colonia Fund in fiscal years 2008 and 2009. None of the funds appropriated above for Strategy A.1.1, Provide Grants, may be expended in EDAP-eligible counties that have not adopted, or not enforcing, the Model Subdivision Rules established pursuant to § 16.343 of the Water Code. No later than September 15, 2008, ORCA and the TWDB shall submit a joint report to the Legislative Budget Board that describes and analyzes the effectiveness of projects funded as a result of coordinated Colonia Fund/EDAP efforts including an estimate of the amount each agency has saved by reduced duplication of efforts. If there is an insufficient number of TWDB EDAP projects ready for Colonia Economically Distressed Areas Program (CEDAP) connection funding within 12 months after ORCA receives the federal letter of credit, the CEDAP funds may be transferred at ORCA's discretion as stated within the current Community Development Block Grant action plan.

7. Colonia Set-Aside Program Allocation. The Office of Rural Community Affairs (ORCA) shall continue the Community Development Block Grant (CDBG) Colonia Set-Aside Program by allocating not less than 10 percent of the yearly allocation of CDBG funds for eligible activities to assist in providing for the housing, planning, and infrastructure needs in colonias. From this 10 percent yearly allocation, \$2,000,000 shall be reserved to provide financial assistance to units of general local government located in economically distressed areas as defined by § 17.921, Water Code, to pay for residential service lines, hookups, and plumbing improvements associated with being connected to a water supply or sewer service system, any part of which is financed under the economically distressed areas program established under Subchapter J, Chapter 16, Water Code and Subchapter K, Chapter 17, Water Code.

In addition, ORCA shall allocate 2.5 percent of the CDBG monies to support the operation of the Colonia Self-Help Centers and shall transfer such funds to the Department of Housing and Community Affairs.

8. Administration of Public Health Funds. Funds are appropriated above out of the Permanent Fund for Rural Health Facility Capital Improvement for the purpose of implementing House Bill 1676, Seventy-sixth Legislature, 1999. In no event shall the administrative costs to implement the provisions of the bill exceed three percent. Grants and program costs must compose at least 97 percent of the expenditures to implement the provisions of the bill.

9. Informational Listing - Permanent Funds and Endowments. The following is an informational list of the amounts used to capitalize certain Permanent Funds and Endowments created by House Bill 1676, Seventy-sixth Legislature and by Senate Bill 126, Seventy-seventh Legislature, and does not make appropriations.

OFFICE OF RURAL COMMUNITY AFFAIRS
(Continued)

Permanent Fund for Rural Health Facility Capital Improvement (Rural Hospital Infrastructure)	\$	50,000,000
Permanent Endowment Fund for the Rural Communities Healthcare Investment Program	\$	2,500,000

10. **Unexpended Balances, Grants, and Contracts.** Any unexpended and unobligated general revenue balances remaining from amounts appropriated above as of August 31, 2008 are hereby appropriated to the Office of Rural Community Affairs for the fiscal year beginning September 1, 2008 for the same purposes.
11. **Appropriation of Loan Repayments.** Loan repayments, interest, and reimbursements of expenses received by the Office of Rural Community Affairs pursuant to Government Code, Chapter 487, are hereby appropriated to the agency as Appropriated Receipts in the 2008-09 biennium for the same purpose. The Office of Rural Community Affairs may also expend these funds for the purpose of reimbursing community matching fund contributions for forgivable educational loans made pursuant to Government Code, Section 487.154.
12. **Sunset Contingency.** Funds appropriated above for fiscal year 2009 for the Office of Rural Community Affairs are made contingent on the continuation of the Office of Rural Community Affairs by the Eightieth Legislature. In the event that the agency is not continued, the funds appropriated for fiscal year 2008 or as much thereof as may be necessary are to be used to provide for the phase out of the agency operations.
13. **Reimbursement of Advisory Committee Members.** Pursuant to Government Code § 2110.004, reimbursement of expenses for advisory committee members, out of amounts appropriated above, is limited to the following advisory committees: State Review Committee.
14. **Rural Physician Relief Program.** In addition to amounts appropriated above in Strategy B.1.2, Rural Physician Relief Program, the Office of Rural Community Affairs is hereby appropriated any fees collected pursuant to Government Code, Section 487.603 (estimated to be \$0), and other program contributions received by the Office of Rural Community Affairs pursuant to Government Code, Section 487.604, for the purposes of administering the Rural Physician Relief Program.
15. **Affordable Housing Research and Information Program.** Out of funds appropriated above, the Office of Rural Community Affairs shall assist the Department of Housing and Community Affairs in conducting the Affordable Housing Research and Information Program, to the extent allowed by state law, in order to avoid any duplication of effort. It is the intent of the Legislature that no funds shall be transferred between the Department of Housing and Community Affairs and the Office of Rural Community Affairs for this purpose.

DEPARTMENT OF TRANSPORTATION

	For the Years Ending	
	August 31, 2008	August 31, 2009
Method of Financing:		
General Revenue Fund	\$ 303,564,182	\$ 3,579,072
General Revenue - Insurance Companies Maintenance Tax and Insurance Department Fees	750,000	750,000
Subtotal, General Revenue Fund	<u>\$ 304,314,182</u>	<u>\$ 4,329,072</u>
GR Dedicated - Texas Highway Beautification Account No. 071	620,561	613,743
Federal Reimbursements	3,301,346,587	3,189,073,591
<u>Other Funds</u>		
State Highway Fund No. 006, estimated	2,703,113,559	2,545,320,254

DEPARTMENT OF TRANSPORTATION
(Continued)

State Highway Fund No. 006 - Medicaid Match, estimated	41,958,639	0
State Highway Fund No. 006 - Workforce Client Transportation Services, estimated	6,829,352	0
State Highway Fund No. 006 - Toll Revenue, estimated	0	0
State Highway Fund No. 006 - Concession Fees, estimated	0	0
Bond Proceeds - State Highway Fund, estimated	745,293,819	785,232,034
State Highway Fund - Debt Service, estimated	125,036,111	205,632,464
Bond Proceeds - Texas Mobility Fund, estimated	1,208,766,417	1,219,120,735
Texas Mobility Fund - Debt Service, estimated	186,070,973	248,106,950
Appropriated Receipts	485,394	485,394
Interagency Contracts	44,217,062	0
Bond Proceeds - General Obligation Bonds	53,000,000	0

Subtotal, Other Funds	<u>\$ 5,114,771,326</u>	<u>\$ 5,003,897,831</u>
-----------------------	-------------------------	-------------------------

Total, Method of Financing	<u><u>\$ 8,721,052,656</u></u>	<u><u>\$ 8,197,914,237</u></u>
-----------------------------------	--------------------------------	--------------------------------

Other Direct and Indirect Costs Appropriated Elsewhere in this Act	\$ 309,669	\$ 311,912
---	------------	------------

This bill pattern represents an estimated 96% of this agency's estimated total available funds for the biennium.

Number of Full-Time-Equivalents (FTE): ^{1, 2, 3}	14,999.2	14,999.2
--	----------	----------

Schedule of Exempt Positions:

Executive Director, Group 6	\$192,500	\$192,500
Commissioner	(5) 15,914	(5) 15,914

Items of Appropriation:

A. Goal: TRANSPORTATION PLANNING		
A.1.1. Strategy: PLAN/DESIGN/MANAGE	\$ 376,904,450	\$ 378,626,518
Plan, Design, and Manage Transportation Projects.		
A.1.2. Strategy: CONTRACTED PLANNING AND DESIGN	\$ 557,961,815	\$ 576,741,677
Contracted Planning and Design of Transportation Projects.		& UB
A.1.3. Strategy: RIGHT-OF-WAY ACQUISITION	\$ 574,633,926	\$ 586,891,996
Optimize Timing of Transportation Right-of-way Acquisition.		& UB
A.1.4. Strategy: RESEARCH	<u>\$ 22,401,095</u>	<u>\$ 22,408,300</u>
Fund Research and Development to Improve Transportation Operations.		
Total, Goal A: TRANSPORTATION PLANNING	<u><u>\$ 1,531,901,286</u></u>	<u><u>\$ 1,564,668,491</u></u>

B. Goal: TRANSPORTATION CONSTRUCTION		
B.1.1. Strategy: TRANSPORTATION CONSTRUCTION ⁴	\$ 3,570,860,638	\$ 3,248,078,331
Transportation Construction. Estimated.		& UB

¹ Incorporates Article IX, § 19.35, of this Act, due to the enactment of SB 766, relating to the transfer of powers and duties for accident reports from the Department of Public Safety to the Department of Transportation, resulting in an increase of \$750,000 in General Revenue – Insurance Companies Maintenance Tax and Insurance Department Fees in FY 2008 and FY 2009; an increase of \$60,054 in Federal Reimbursements in FY 2008 and FY 2009; an increase of \$2,118,680 in FY 2008 and \$2,118,679 in FY 2009 in State Highway Fund No. 006; an increase of \$175,394 in FY 2008 and FY 2009 in Appropriated Receipts; and an increase of 86.0 FTEs in each fiscal year of the biennium.

² Incorporates Article IX, § 18.02 (c), of this Act, relating to data center consolidation, which reduces the FTE cap by 81.8 each fiscal year of the biennium.

³ Incorporates Article IX, § 19.39, of this Act, due to the enactment of HB 2094, relating to the regulation of the towing and storage of vehicles, resulting in a reduction of 5.0 FTEs in each fiscal year of the biennium.

⁴ Incorporates Article IX, § 19.80, of this Act, resulting in an increase of \$300,000,000 in General Revenue Funds for the biennium for the purpose of issuing bonds and paying debt service subject to certification of sufficient revenue by the Comptroller of Public Accounts.

DEPARTMENT OF TRANSPORTATION

(Continued)

B.1.2. Strategy: AVIATION SERVICES	\$ 91,694,873	\$ 66,763,696 & UB
Support and Promote General Aviation.		
Total, Goal B: TRANSPORTATION CONSTRUCTION	<u>\$ 3,662,555,511</u>	<u>\$ 3,314,842,027</u>
C. Goal: MAINTENANCE AND PRESERVATION		
C.1.1. Strategy: CONTRACTED MAINTENANCE	\$ 2,355,970,280	\$ 2,298,844,520 & UB
Contract for Transportation System Maintenance Program.		
C.1.2. Strategy: ROUTINE MAINTENANCE	\$ 581,653,650	\$ 579,969,646 & UB
Provide for State Transportation System Routine Maintenance/Operations.		
C.1.3. Strategy: GULF WATERWAY	\$ 957,998	\$ 908,662 & UB
Support the Gulf Intracoastal Waterway.		
C.1.4. Strategy: FERRY SYSTEM	\$ 28,168,550	\$ 22,642,451 & UB
Maintain and Operate Ferry Systems in Texas.		
C.1.5. Strategy: GROSS WEIGHT AND AXLE FEES	\$ 5,400,000	\$ 5,400,000 & UB
Fees for Distribution to Counties. Estimated and Nontransferrable.		
Total, Goal C: MAINTENANCE AND PRESERVATION	<u>\$ 2,972,150,478</u>	<u>\$ 2,907,765,279</u>
D. Goal: OPTIMIZE SERVICES AND SYSTEMS		
D.1.1. Strategy: PUBLIC TRANSPORTATION	\$ 76,686,881	\$ 79,848,283 & UB
Support and Promote Public Transportation.		
D.1.2. Strategy: CLIENT TRANSPORTATION SERVICES ⁵	\$ 104,889,454	\$ 0 & UB
Medical and Workforce Transportation Services.		
D.1.3. Strategy: REGISTRATION AND TITLING	\$ 69,460,661	\$ 69,742,533
D.1.4. Strategy: VEHICLE DEALER REGULATION	\$ 6,156,643	\$ 6,167,734
D.2.1. Strategy: TRAFFIC SAFETY ⁶	\$ 37,304,206	\$ 37,317,617 & UB
D.3.1. Strategy: TRAVEL INFORMATION	\$ 19,151,858	\$ 19,248,362 & UB
D.4.1. Strategy: AUTOMOBILE THEFT PREVENTION	\$ 13,774,920	\$ 13,783,835 & UB
D.5.1. Strategy: RAIL SAFETY	<u>\$ 1,222,189</u>	<u>\$ 1,237,079</u>
Ensure Rail Safety through Inspection and Public Education.		
Total, Goal D: OPTIMIZE SERVICES AND SYSTEMS	<u>\$ 328,646,812</u>	<u>\$ 227,345,443</u>
E. Goal: INDIRECT ADMINISTRATION		
E.1.1. Strategy: CENTRAL ADMINISTRATION	\$ 45,111,955	\$ 43,604,065
E.1.2. Strategy: INFORMATION RESOURCES ⁷	\$ 38,589,675	\$ 38,102,598
E.1.3. Strategy: OTHER SUPPORT SERVICES	\$ 37,745,866	\$ 36,786,689

⁵ Incorporates Article IX, § 19.77, of this Act, due to the enactment of SB 10, relating to Medicaid reform, resulting in the transfer of \$60,731,643 in State Highway Funds from the Department of Transportation to the Health and Human Services Commission and the Texas Workforce Commission in FY 2009 for Medicaid and workforce client transportation services and a reduction of \$45,485,387 in Interagency Contracts associated with Medicaid client transportation services.

⁶ Incorporates Article IX, § 19.35, of this Act, due to the enactment of SB 766, relating to the transfer of powers and duties for accident reports from the Department of Public Safety to the Department of Transportation, resulting in an increase of \$750,000 in General Revenue – Insurance Companies Maintenance Tax and Insurance Department Fees in FY 2008 and FY 2009; an increase of \$60,054 in Federal Reimbursements in FY 2008 and FY 2009; an increase of \$2,118,680 in FY 2008 and \$2,118,679 in FY 2009 in State Highway Fund No. 006; an increase of \$175,394 in FY 2008 and FY 2009 in Appropriated Receipts; and an increase of 86.0 FTEs in each fiscal year of the biennium.

⁷ Incorporates the passage of HB 15, 80th Legislature, Regular Session, § 30 (a)(4), relating to data center services, which appropriated \$958,928 out of State Highway funds for the purpose of making payments for data center services.

DEPARTMENT OF TRANSPORTATION
(Continued)

E.1.4. Strategy: REGIONAL ADMINISTRATION⁸	<u>\$ 104,351,073</u>	<u>\$ 64,799,645</u>
Total, Goal E: INDIRECT ADMINISTRATION	<u>\$ 225,798,569</u>	<u>\$ 183,292,997</u>
Grand Total, DEPARTMENT OF TRANSPORTATION	<u><u>\$ 8,721,052,656</u></u>	<u><u>\$ 8,197,914,237</u></u>
Object-of-Expense Informational Listing:		
Salaries and Wages	\$ 598,328,937	\$ 590,505,832
Other Personnel Costs	23,773,462	24,256,874
Professional Fees and Services	646,470,939	651,449,761
Fuels and Lubricants	44,260,228	48,665,349
Consumable Supplies	8,597,474	8,757,539
Utilities	55,033,860	58,758,948
Travel	7,549,301	7,534,910
Rent - Building	5,332,112	5,280,074
Rent - Machine and Other	7,044,991	7,173,491
Debt Service	611,107,084	453,739,413
Other Operating Expense	855,746,024	846,557,096
Client Services	70,025,748	400,000
Grants	304,560,623	202,635,124
Capital Expenditures	<u>5,483,221,873</u>	<u>5,292,199,826</u>
Total, Object-of-Expense Informational Listing	<u><u>\$ 8,721,052,656</u></u>	<u><u>\$ 8,197,914,237</u></u>
Estimated Allocations for Employee Benefits and Debt Service Appropriations Made Elsewhere in this Act:		
<u>Employee Benefits</u>		
Retirement	\$ 39,410,876	\$ 40,002,040
Group Insurance	142,781,657	147,239,271
Social Security	46,881,507	47,584,730
Benefits Replacement	<u>6,688,473</u>	<u>6,354,050</u>
Subtotal, Employee Benefits	<u>\$ 235,762,513</u>	<u>\$ 241,180,091</u>
<u>Debt Service</u>		
TPFA GO Bond Debt Service	\$ 7,715,631	\$ 11,352,258
Lease Payments	<u>674,217</u>	<u>743,468</u>
Subtotal, Debt Service	<u>\$ 8,389,848</u>	<u>\$ 12,095,726</u>
Total, Estimated Allocations for Employee Benefits and Debt Service Appropriations Made Elsewhere in this Act	<u><u>\$ 244,152,361</u></u>	<u><u>\$ 253,275,817</u></u>

- 1. Performance Measure Targets.** The following is a listing of the key performance target levels for the Department of Transportation. It is the intent of the Legislature that appropriations made by this Act be utilized in the most efficient and effective manner possible to achieve the intended mission of the Department of Transportation. In order to achieve the objectives and service standards established by this Act, the Department of Transportation shall make every effort to attain the following designated key performance target levels associated with each item of appropriation.

	<u>2008</u>	<u>2009</u>
A. Goal: TRANSPORTATION PLANNING		
Outcome (Results/Impact):		
Project to Funding Ratio	1	1
Percent of Dollar Volume Awarded on Schedule	100%	100%
A.1.1. Strategy: PLAN/DESIGN/MANAGE		
Output (Volume):		
Number of Construction Project Preliminary Engineering Plans Completed	865	650
Dollar Volume of Construction Contracts Awarded in Fiscal Year (Millions)	4,000	3,500
Number of Projects Awarded	800	620

⁸ Incorporates Article IX, § 19.54, of this Act, resulting in an increase in State Highway Funds in an amount not to exceed \$40,000,000 from 2006-07 unexpended balances related to the design, construction, and renovation of the Houston District headquarters facility.

DEPARTMENT OF TRANSPORTATION
(Continued)

Dollar Volume of Pass-through Financing Agreements Entered into During Each Fiscal Year (Millions) ⁹	10	10
B. Goal: TRANSPORTATION CONSTRUCTION		
Outcome (Results/Impact):		
Percent of Construction Projects Completed on Budget	99.99%	99.99%
Percent of Two-lane Highways with Improved Shoulders	53.5%	54%
Percent of Railroad Crossings with Signalization	53.4%	54.6%
Percent of Construction Projects Completed on Time	84%	85%
Urban Congestion Index	1.4	1.45
Statewide Congestion Index	1.1	1.1
B.1.2. Strategy: AVIATION SERVICES		
Output (Volume):		
Number of Airports Selected for Financial Assistance	110	110
Efficiencies:		
Administration and Support Costs as a Percent of Facility Grant Funds Expended	5.08%	5.22%
C. Goal: MAINTENANCE AND PRESERVATION		
Outcome (Results/Impact):		
Percent of Bridges Rated in Good Condition or Higher	78.18%	78.79%
Statewide Maintenance Assessment Program Condition Score	80	80
Statewide Traffic Assessment Program Condition Score	76.5	76.5
C.1.1. Strategy: CONTRACTED MAINTENANCE		
Output (Volume):		
Number of Lane Miles Contracted for Resurfacing	15,800	16,160
C.1.2. Strategy: ROUTINE MAINTENANCE		
Output (Volume):		
Number of Oversize/Overweight Permits Issued	589,624	619,105
Number of Highway Lane Miles Resurfaced by State Forces	5,900	6,035
D. Goal: OPTIMIZE SERVICES AND SYSTEMS		
Outcome (Results/Impact):		
Percent Change in the Number of Public Transportation Trips	1%	1%
Percent of Motor Vehicle Consumer Complaints Resolved	75%	75%
Number of Fatalities Per 100,000,000 Miles Traveled	1.5	1.5
D.1.1. Strategy: PUBLIC TRANSPORTATION		
Efficiencies:		
Administration and Support Costs as a Percent of Grant Expended	2.97%	2.87%
D.1.2. Strategy: CLIENT TRANSPORTATION SERVICES		
Output (Volume):		
Recipient One-way Trips ¹⁰	3,661,304	0
Efficiencies:		
Average Cost Per One-way Trip	19.02	0
D.1.3. Strategy: REGISTRATION AND TITLING		
Output (Volume):		
Number of Vehicle Titles Issued	6,150,138	6,260,840
Number of Vehicle Registration Transactions	20,703,370	21,076,031
D.1.4. Strategy: VEHICLE DEALER REGULATION		
Output (Volume):		
Number of Motor Vehicle Consumer Complaints Resolved	655	655
Efficiencies:		
Average Number of Weeks to Resolve a Motor Vehicle Complaint	17	17
D.4.1. Strategy: AUTOMOBILE THEFT PREVENTION		
Output (Volume):		
Number of Cars Stolen Per 100,000	520.9	516.8
Efficiencies:		
ATPA Administration and Support Costs as Percentage of Total Expenditures	6.6%	6.6%
D.5.1. Strategy: RAIL SAFETY		
Output (Volume):		
Number of Federal Railroad Administration (FRA) Units Inspected	110,000	110,000

⁹ Incorporates Article IX, § 19.59, of this Act, which establishes a new performance measure and performance target for the Department of Transportation.

¹⁰ FY 2009 performance measure targets are reduced due to the transfer of funding for Client Transportation Services to the Health and Human Services Commission, pursuant to Article IX, § 19.77, of this Act, and the enactment of SB 10, relating to Medicaid reform.

DEPARTMENT OF TRANSPORTATION
(Continued)

- 2. Capital Budget.** Notwithstanding the capital budget provisions in the General Provisions of this act, none of the funds appropriated above may be expended for capital budget items except as listed below. The amounts shown below shall be expended only for the purposes shown and are not available for expenditure for other purposes. No additional funds may be transferred to the capital budget items listed below without first obtaining written approval from the Legislative Budget Board and the Governor. Amounts appropriated above and identified in this provision as appropriations either for "Lease Payments to the Master Lease Purchase Program" or for items with an "(MLPP)" notation shall be expended only for the purpose of making lease-purchase payments to the Texas Public Finance Authority pursuant to the provisions of Government Code, § 1232.103. Upon approval from the Legislative Budget Board, capital budgeted funds listed below under "Acquisition of Information Resource Technologies" may be used to lease information resources hardware and/or software versus the purchase of information resources hardware and/or software, if determined by agency management to be in the best interest of the State of Texas.

The Department of Transportation shall submit to the Legislative Budget Board, in the format prescribed by the Legislative Budget Board, an annual report of expenditures made under this authority no later than 10 days after September 1 of each year.

	<u>2008</u>	<u>2009</u>
a. Acquisition of Land and Other Real Property	\$ 1,420,000	\$ 2,280,000
b. Construction of Buildings and Facilities	10,100,000	12,350,000
c. Repair or Rehabilitation of Buildings and Facilities	7,660,000	4,454,466
d. Acquisition of Information Resource Technologies		
(1) Growth and Enhancements ¹¹	16,138,457	15,705,035
(2) Enterprise Document Technology Implementation & Support	1,573,900	2,149,400
(3) Statewide Traffic Analysis & Reporting System II	3,072,500	1,870,500
(4) Texas Permit Routing Optimization System	430,500	200,000
(5) MMIS Client Server Systems Replacement	2,710,600	3,616,250
(6) TxRail Crossing Inventory System	599,585	944,417
(7) Data Center Consolidation ¹¹	18,135,840	17,953,373
Total, Acquisition of Information Resource Technologies	<u>\$ 42,661,382</u>	<u>\$ 42,438,975</u>
e. Transportation Items	10,596,321	10,636,920
f. Acquisition of Capital Equipment and Items	<u>47,494,210</u>	<u>47,442,311</u>
Total, Capital Budget	<u><u>\$ 119,931,913</u></u>	<u><u>\$ 119,602,672</u></u>

Method of Financing (Capital Budget):

State Highway Fund No. 006	<u>\$ 119,931,913</u>	<u>\$ 119,602,672</u>
Total, Method of Financing	<u><u>\$ 119,931,913</u></u>	<u><u>\$ 119,602,672</u></u>

- 3. Transfer Authority.** The Department of Transportation is hereby authorized to transfer appropriations from any Strategy into Strategy C.1.1, Contracted Maintenance, Strategy A.1.2, Contracted Planning and Design, Strategy A.1.3, Right-of-Way Acquisition, and Strategy B.1.1, Transportation Construction. In addition, funds may be transferred between Strategies, except that no funds may be transferred out of Strategies C.1.1, Contracted Maintenance, or

¹¹ Incorporates Article IX, § 18.02 (e), of this Act, relating to data center consolidation, which requires data center services expenditures to be categorized as a capital budget item, resulting in the consolidation of all capital budget funding for Enterprise Computing and \$6,587,566 in FY 2008 and \$5,383,448 in FY 2009 for Growth and Enhancements into the Data Center Services capital budget item.

DEPARTMENT OF TRANSPORTATION

(Continued)

A.1.2, Contracted Planning and Design, Strategy A.1.3, Right-of-Way Acquisition, or B.1.1, Transportation Construction, except for transfers made between those Strategies.

The Department of Transportation shall submit to the Legislative Budget Board, in the format prescribed by the Legislative Budget Board, an annual report of transfers made under the authority of this rider no later than 10 days after September 1 of each fiscal year.

4. **Magazine Appropriations.** The Department of Transportation is directed to set subscription rates and other charges for Texas Highways Magazine at a level that will generate receipts approximately sufficient to cover the costs incurred in the production and distribution of the magazine. In addition to funds appropriated above, the department is hereby appropriated to Strategy D.3.1, Travel Information, any magazine revenues generated above \$5,115,004 for the 2008 fiscal year and \$5,155,207 for the 2009 fiscal year. Funds may be utilized only for the purpose of magazine costs. The Department of Transportation may transfer revenues available from prior years subscription fees to Strategy D.3.1, Travel Information, in the event of unforeseen or unusual expenditures associated with the production costs of the Texas Highways Magazine. The Department of Transportation is hereby appropriated all revenue collected from the sale of promotional items as authorized by Transportation Code § 204.009.
5. **Equal Employment.** To the maximum extent feasible, the department shall implement its Equal Employment Opportunity/Affirmative Action Plan to hire and promote qualified minority employees into vacant supervisory and management positions.
6. **Limitation on Residences.** None of the funds appropriated herein above may be expended for the purchase, construction, or maintenance of residences for employees of the Department of Transportation except maintenance camps in isolated areas.
7. **Court Costs.** Any necessary amounts appropriated above may be used by the Department of Transportation to pay refunds authorized by law and to pay court costs in suits involving the Department of Transportation. Such costs shall include payments for judgments, settlements, and other costs associated with right-of-way acquisition and inverse condemnation.
8. **Appropriation Balances: Registration and Titling.** Any unobligated balance remaining after the first year of the biennium in Strategy D.1.3, Registration and Titling, above for the purpose of purchasing insignia stickers for registration and vehicle license plates, and enhancing the automated registration and titling system in accordance with the provisions of Transportation Code, Chapter 502, may be used for the same purpose during the second year of the biennium. Any expended amounts from revenue collected as a result of Transportation Code § 502.1705 may be used to purchase capital budget items each year and the capital budget appropriations shall be increased by a like amount.
9. **Internal Audit.** The Department of Transportation shall maintain an internal auditing program in compliance with the provisions of the Texas Internal Auditing Act, which shall incorporate, at a minimum, the assignment of an internal auditor at each district office and within each division of the department. Each internal auditor assigned pursuant to this provision shall report either directly to the Commissioners of the Department of Transportation or to the internal auditor appointed pursuant to Government Code § 2102.006.

An internal auditor whose duty station is assigned pursuant to this provision may consider suggestions from a District Engineer in developing proposals for the department's annual audit plan.
10. **Minimum Wage Contracts.** In contracting for maintenance and construction contract work with the private sector from funds appropriated above, the Department of Transportation shall require that contractors and subcontractors are paying all employees and contract labor at a rate at least equal to the federal minimum wage. The department shall withhold payments to contractors until their contractual obligations for paying employees and the contract labor have been fulfilled.
11. **Appropriation: Gross Weight and Axle Fees.** Amounts from State Highway Fund No. 006 equivalent to amounts collected from gross weight and axle weight fees for distribution to counties as provided in VTCA, Transportation Code § 621.353 (estimated to be \$5,400,000 each year) are appropriated above in Strategy C.1.5, Gross Weight and Axle Fees. All unexpended balances as of August 31, 2007 (estimated to be \$0), and amounts out of State Highway Fund No. 006 equivalent to amounts collected from gross weight and axle weight

DEPARTMENT OF TRANSPORTATION
(Continued)

fees for distribution to counties as provided in VTCA, Transportation Code § 621.353 during the 2008-09 biennium are appropriated for the same purpose.

12. **Aviation Services Appropriations.** Out of funds appropriated above in Strategy B.1.2, Aviation Services, to the Department of Transportation from State Highway Fund No. 006, an amount not to exceed \$25,000,000 in fiscal year 2008 is contingent upon balances of the same amount remaining in Strategy B.1.2, Aviation Services, as of August 31, 2007, from appropriations made to the department for airport development grants in the 2006-07 biennium. In the event that actual and/or projected balances are insufficient for appropriations identified above for this purpose, the Comptroller is hereby directed to reduce the appropriation authority in Strategy B.1.2, Aviation Services, provided by this Act to the Department of Transportation to be within the amount expected to be available each year.
13. **Interagency Agreements.** Out of funds appropriated in Strategy D.3.1, Travel Information, \$670,000 through interagency contracts with the Commission on the Arts and \$500,000 through interagency contracts with the Historical Commission each fiscal year, shall be used to showcase the arts, culture, and historical diversity in Texas to promote tourism.
14. **Trust Fund 927.** The Department of Transportation is hereby authorized to receive and hold funds in Trust Fund No. 927 (county or political subdivision road participation account) from governmental and private entities for purposes of reimbursing State Highway Fund No. 006 for expenses incurred with transportation projects, including highway and aviation.
15. **State Highway Fund Reimbursement.** To the extent that funds are made available from local governments under Transportation Code § 22.055(b), the department is hereby appropriated amounts as necessary from State Highway Fund No. 006 for purposes authorized by Chapter 22 of the Texas Transportation Code. Funds made available to the department under Transportation Code § 22.055(b) are to be used only for the purpose of reimbursing State Highway Fund No. 006.
16. **District Discretionary Funds.** Out of the funds appropriated above in Strategy B.1.1, Transportation Construction, the Department of Transportation shall allocate a minimum of \$2.5 million for each district to the State District Discretionary Category each fiscal year. These funds may not be used for highway construction project cost overruns or shortfalls.
17. **Travel Information.** If the department determines that it cannot meet anticipated production and distribution for the Texas State Travel Guide and related travel literature from funds appropriated in Strategy D.3.1, Travel Information, the department shall transfer sufficient funds to meet the demand for each year of the biennium from any Strategy except that no transfers shall be made into Strategy D.3.1, Travel Information, from Strategy A.1.2, Contracted Planning and Design, Strategy A.1.3, Right-of-Way Acquisition, Strategy B.1.1, Transportation Construction, and Strategy C.1.1, Contracted Maintenance.
18. **Full-Time Equivalent: Summer Hire Program.** Full-Time-Equivalent (FTE) positions associated with the Summer Hire Program of the Department of Transportation, in an amount not to exceed 1,200 FTEs, shall be exempt from the Article IX provision establishing a limitation on state agency employment levels for the third and fourth quarters of each fiscal year. This provision will not change the "Number of Full-Time-Equivalents (FTE)" listed elsewhere in this Act. The Department of Transportation shall provide to the Legislative Budget Board, the Governor, and the State Auditor's Office a report of the number of FTEs associated with the Summer Hire Program each fiscal year. Out of individuals hired for the Summer Hire Program, the department shall hire no less than 10 interns each year for the Texas Prefreshman Engineering Program (TexPREP).
19. **Clothing Provision.** The department may provide a cleaning allowance for Travel Counselors and ferry operations personnel not to exceed \$500 per year.
20. **Reporting Requirements.**
 - a. The Department of Transportation shall provide a report to the department's border district legislators and to the respective metropolitan planning organizations on department's trade transportation activities in such border districts during the 2008-09 biennium. The department shall report annually no later than January 1, each year of the biennium. The report shall also be provided to the Governor and the Legislative Budget Board.

DEPARTMENT OF TRANSPORTATION
(Continued)

- b. In addition to other information that might be requested by the Legislative Budget Board, the Department of Transportation shall submit to the Legislative Budget Board, in the format prescribed by the Legislative Budget Board, a monthly revenue report to the Legislative Budget Board and the Governor on state and federal funds received in State Highway Fund No. 006 as specified by the Legislative Budget Board. At any time, if the department becomes aware of any variances to estimated amounts appropriated above out of state and federal funds received in State Highway Fund No. 006, the department shall immediately notify the Legislative Budget Board and the Governor in writing specifying the affected funds and the reason for the anticipated change. The monthly revenue report shall include detailed explanations of the causes and effects of current and anticipated fluctuations in the cash balance. The level of detail requested in the monthly cash forecast shall be consistent with the recommendations prescribed by the March 2003, State Auditor Report number 03-021. In addition, the monthly cash forecast shall report expenditure information at the same level as the Department of Transportation's appropriation bill pattern strategies.
- c. The Department of Transportation shall provide to each member of the House and Senate, unless a member requests it not be provided, a status report on all highway construction projects, airport projects, Trans-Texas Corridor projects, rail projects, toll road projects, turnpike projects, toll authorities, regional mobility authorities, and toll road conversion projects by legislative district, currently under contract or awaiting funding. The report shall include projects that would be funded fully or in part by state, federal, or toll funds. The report shall be filed prior to January 1, each fiscal year. In addition, 90 days prior to any loan being granted by the department for any project, all members of the district shall be notified on the status of the project and how other projects in any district would be affected.
- d. The Department of Transportation shall create a report detailing the reasons for the immediate and future needs for each mode of transportation in each segment of a Trans-Texas Corridor project, as well as detailing the reasonableness and necessity for each mode of transportation within each segment of a Trans-Texas Corridor project in the report. The department shall provide a report to the affected members at the same time that it submits a Tier 1 environmental impact statement and a Tier 2 environmental impact statement to the federal government for any segment of a Trans-Texas Corridor route. The reports shall be posted on the department's website, as well as provided to each state senator, state representative, and commissioners court of the county in which a proposed Trans-Texas Corridor project is being studied.

In addition, the Department of Transportation shall provide to each member of the House and Senate, unless a member requests it not be provided, notification of:

- (1) all Trans-Texas Corridor projects included in the Unified Transportation Plan located within each member of the House and Senate's district no later than 10 days after being identified as Trans-Texas Corridor Projects and at least 2 business days prior to public release;
- (2) all eminent domain proceedings located within each member of the House and Senate's district related to Trans-Texas Corridor projects no later than 10 days before the proceedings begin;
- (3) all rail projects, toll road projects, and turnpike projects included in the Unified Transportation Plan located within each member of the House and Senate's district no later than 10 days after being identified and at least 2 business prior to public release;
- (4) the establishment of regional mobility authorities and toll authorities located within each member of the House and Senate's district no later than 10 days after being approved and at least 2 business prior to public release; and
- (5) any toll authority or regional mobility authority board member that owns or participates in any holding included in a proposed project immediately.

DEPARTMENT OF TRANSPORTATION
(Continued)

- e. The Department of Transportation shall develop and submit an annual report to the Legislature no later than January 1, each fiscal year on public transportation activities in Texas. The report shall at a minimum include monthly data on industry utilized standards which best reflect: ridership, mileage, revenue by source, and percent consumed of available capacity. In order to meet the mandates of Chapter 461, Transportation Code, relating to the coordination of public transportation and to implement the legislative intent of § 461.001, Transportation Code, the Department of Transportation is directed to engage the services of the Texas Transportation Institute, or any entity that the Department of Transportation deems appropriate, to conduct an inventory of all public transportation providers in the state to determine the types and levels of services being provided by each of them and the extent to which those providers can assist the state in meeting the mandates of the statute.
- f. The Department of Transportation shall report annually to the Legislative Budget Board and the Governor on the progress of the Congestion Mitigation and Air Quality (CMAQ) Improvement Program at achieving credit in the State Implementation Plan (SIP) for air quality under the Federal Clean Air Act. The report shall include a listing of each CMAQ project, the amount of CMAQ funds designated, and the amount of quantifiable credit received in the SIP. The report shall be provided no later than September 1, each year of the biennium.
- g. For each fiscal year in the biennium, the Department of Transportation shall provide a report, with results statewide by district, on the percentage of projects listed in the State Transportation Improvement Program (STIP) that were let on or before the letting date provided in the STIP.
- h. All reports to the Legislature outlined in this Rider and elsewhere in this Act relating to Toll Road and Trans-Texas Corridor Projects must be delivered to the Legislature in electronic formats and, if requested, in paper format.

- 21. Green Ribbon Project Expansion.** It is the intent of the Legislature that the Department of Transportation expand the Green Ribbon Project, a public-private partnership initiative to enhance the appearance of public highways by incorporating in the design and improvement of public highways the planting of trees and shrubs, emphasizing natural beauty and greenspace, integrating public art, and highlighting cultural uniqueness of neighborhoods, to other areas of the state.

Furthermore, in non-attainment and near non-attainment areas, in connection with a contract for a highway project, the department shall allocate to the district or districts in which the project is located an amount equal to not less than one half of one and not to exceed 1 percent of the amount to be spent under the contract for construction, maintenance, or improvement of the highway. If two or more districts share an allocation under this section, the districts shall divide the allocation according to the portion of the amount under the contract that will be spent in each district. A district that receives an allocation under this rider shall spend not less than one half of the allocation for landscaping and other enhancements included in the Green Ribbon program as improvements associated with the project that was the subject of the contract. The district may spend the allocated money that is not used for landscaping improvements associated with the project that was the subject of the contract for landscaping improvements associated with another highway or highway segment located in the district.

For purposes of this rider, landscape improvements means planting of indigenous or adapted trees and other plants that are suitable for the climate in which they will be located, and preparing the soil and installing irrigation systems for the growth of the trees and plants. In non-attainment and near non-attainment areas, the district or districts shall, to the extent possible, use trees and plants that help mitigate the effects of air pollution.

- 22. Appropriation for Client Transportation Services.** In addition to amounts appropriated above in Strategy D.1.2, Client Transportation Services, the Department of Transportation is hereby appropriated from the State Highway Fund No. 006 any additional amounts necessary in fiscal year 2008 and 2009, to Strategy D.1.2, Client Transportation Services, to be used to provide recipient transportation services as required by federal and state programs administered by the Texas Workforce Commission and health and human services agencies in accordance with House Bill 2292 and House Bill 3588, Seventy-eighth Legislature, Regular Session. The Department of Transportation shall enter into a memorandum of understanding

DEPARTMENT OF TRANSPORTATION

(Continued)

with the Texas Workforce Commission, Health and Human Services Commission, and all necessary health and human services agencies to implement the interagency agreements required by House Bill 3588 and House Bill 2292.

23. **Miscellaneous Pay Provisions.**

- a. **Holiday Pay.** Notwithstanding other provisions of this bill, the Department of Transportation is authorized to grant compensatory time off or to pay hourly employees for work performed on official state holidays in addition to any applicable holiday pay.
- b. **Compensatory Pay.** In order to operate in the most economical manner, when inclement weather or other circumstances beyond the control of the department prevent construction or maintenance employees from performing their normal duties, the Department of Transportation is authorized to grant such employees time off with pay with the hours charged to the Compensatory Time Taken Account, provided that such advanced time must be repaid by the employee at a time, and in the most appropriate manner as determined by the department within the following twelve months or at termination, whichever is sooner.
- c. **Standby Pay.** It is expressly provided that the Department of Transportation, to the extent permitted by law, may pay compensation for on-call time at the following rates: credit for one hour worked per day on-call during the normal work week, and two hours worked per day on-call during weekends and holidays; this credit would be in addition to actual hours worked during normal duty hours or while on-call. Nonexempt employees who work a normal 40 hour work week, and also work on-call duty, will receive FLSA overtime rates for the on-call duty.
- d. **Pay for Regular Compensatory Time.** It is expressly provided that the Department of Transportation, to the extent permitted by law, may pay FLSA exempt and FLSA nonexempt employees on a straight-time basis for work on a holiday or for regular compensatory time hours when the taking of regular compensatory time off would be disruptive to normal business functions.
- e. **Hazardous Duty Pay.** To more adequately compensate employees who perform hazardous duties for the state, the Department of Transportation is authorized to compensate employees who perform underwater bridge inspections an additional rate of pay of up to \$25 per hour for actual time spent performing underwater bridge inspections.
- f. **Evening, Night, and Weekend Shift Pay.** Notwithstanding other provisions in this Act, the Department of Transportation may pay an additional evening shift or night shift differential not to exceed 15 percent of the pay rate to employees who work the 3:00 p.m. to 11:00 p.m. shift, or its equivalent, or who work the 11:00 p.m. to 7:00 a.m. shift, or its equivalent. An additional weekend shift salary differential not to exceed 5 percent of the pay rate may be paid to employees. The weekend shift salary differential may be paid to an eligible individual in addition to the evening shift or night shift salary differential.

24. **Bond Programs.** The Department of Transportation:

- a. in accordance with Section 49-k of Article III of the Texas Constitution; is hereby appropriated during each year of the biennium:
 - (1) all revenue of the state that is dedicated or appropriated to the Texas Mobility Fund No. 365 in accordance with Section 49-k (e) of Article III of the Texas Constitution, and such funds shall be deposited as received into the Texas Mobility Fund No. 365;
 - (2) all available funds in the Texas Mobility Fund No. 365, including any investment income, for the purposes outlined in Section 201, Subchapter M, Transportation Code; and
 - (3) such amounts to be transferred to the Texas Mobility Fund No. 365 in accordance with Section 49-k (g) of Article III of the Texas Constitution and Section 201,

DEPARTMENT OF TRANSPORTATION
(Continued)

Subchapter M, Transportation Code, as may be necessary to make payments when due on any bonds, notes, other obligations, or credit agreements issued or entered into pursuant to Section 201, Subchapter M, Transportation Code, to the extent that the available funds in the Texas Mobility Fund No. 365 are insufficient for such purposes.

- b. in accordance with Subchapter N of Chapter 201, Transportation Code, is authorized during the biennium to pay out of amounts appropriated above from the State Highway Fund No. 006, or otherwise dedicated or appropriated to such fund or available therein, debt service payments for notes issued or money borrowed in anticipation of a temporary cash shortfall in the State Highway Fund No. 006.
 - c. in accordance with Section 49-m of Article III of the Texas Constitution and Section 201.115 of Chapter 201, Transportation Code, is authorized to pay out of amounts appropriated above from the State Highway Fund No. 006, or otherwise dedicated or appropriated to such fund or available therein, debt service payments for notes issued or money borrowed on a short-term basis to carry out the functions of the department.
 - d. in accordance with Section 49-n of Article III of the Texas Constitution and Subchapter A of Chapter 222, Transportation Code, is authorized during each fiscal year of the biennium to pay out of amounts appropriated above from the State Highway Fund No. 006, or otherwise dedicated or appropriated to such fund or available therein, amounts due under bonds, other public securities and bond enhancement agreements that are issued or entered into to fund highway improvement projects and that are secured by and payable from revenue deposited to the credit of the State Highway Fund No. 006.
25. **Additional Funds.** Except during an emergency as defined by the Governor, no appropriation of additional State Highway Funds may be expended by the Department of Transportation unless:
- a. the Department of Transportation submits a separate report within forty five (45) days of the end of the second quarter of each fiscal year to the Legislative Budget Board and the Governor outlining any additional funds available above amounts estimated for the 2008-09 biennium, their anticipated uses and projected impacts; and,
 - b. the Legislative Budget Board and the Governor issue a written approval or specify an alternate use for the additional funds.
26. **Light Safety Installation and Reimbursement.** Out of funds appropriated above, the Department of Transportation shall pay for the initial costs and maintenance of installing blinking colored light signals at dangerous intersections as provided by the manual and specifications adopted under § 544.001, Transportation Code, from State Highway Fund No. 006 in Yoakum County, or any county, as either the Department of Transportation, or the county, deems necessary if all costs are reimbursed by the county into State Highway Fund No. 006 at an acceptable payback rate and period as determined by the Department of Transportation.
27. **Auto Theft Prevention.** The Department of Transportation shall prioritize awarding Auto Theft Prevention program grants to areas of the state based on a geographic distribution and shall include language in grant applications clarifying that funding from each grant is only awarded for the life of the grant.
28. **Auto Theft Appropriation.** All fees collected in excess of \$16,500,000 in fiscal year 2008, and \$15,800,000 in fiscal year 2009, pursuant to VTCS, Title 70, Article 4413 (37), from General Revenue (Object Code 3206) in the Comptroller's Biennial Revenue Estimate (estimated to be \$0) are hereby appropriated to Strategy D.4.1, Automobile Theft Prevention.
29. **Trans-Texas Corridor Projects.** The Department of Transportation shall identify all Trans-Texas Corridor projects included in the Unified Transportation Plan and shall make that information available on its website.
30. **Local Government Assistance.** The Department of Transportation, pursuant to Texas Transportation Code § 201.706, may assist cities with the maintenance of city streets by

DEPARTMENT OF TRANSPORTATION
(Continued)

providing engineering/maintenance expertise on roadway maintenance and when surplus materials are available, the department shall make available the surplus materials to any local government needing such materials.

For those cities that adopt or have adopted either a street use fee for maintenance or a specialized fee for street accessibility improvements as part of their local utility fees, the Department is authorized to coordinate its accessibility programs with those cities including providing engineering expertise where possible.

31. **Woodall Rodgers Highway Enhancement Park.** Out of the amounts appropriated above, the Texas Department of Transportation shall make available during the biennium \$10 million in federal Transportation Enhancement Program funds administered by the department for the Woodall Rodgers Highway Enhancement Park project as approved by the Federal Highway Administration per federal regulations in Title 23 of the United States Code. The amount of federal Transportation Enhancement funds designated by this provision shall be an amount in addition to the amounts designated in Rider 47, Woodall Rodgers Highway Enhancement Park, Article VII, Department of Transportation, Senate Bill 1, General Appropriations Act, Seventy-ninth Legislature, 2005. It is the intent of the Legislature that funds appropriated above would cover the administration costs of the Woodall Rodgers Highway Enhancement Park project approved for federal Transportation Enhancement Program funds.
32. **B22 Classification Salary Group.** Notwithstanding the classification schedule under Section 2.01, Article IX, of this Act, the following positions at the Department of Transportation are designated to be salary group B22 with an annual salary of no more than \$170,000:

TxDOT Deputy Executive Director (1)
TxDOT Assistant Executive Director (2)
TxDOT District Engineer
TxDOT Division Director (7)

The State Classification Office may update the classification schedule under Section 2.01, Article IX, of this Act, to conform to this rider.

33. **Appropriations Limited to Revenue Collections: Rail Safety.** It is the intent of the Legislature that revenues collected and deposited to the General Revenue Fund from the assessment of fees on railroad operators pursuant to Texas Revised Civil Statutes, Article 6448a, cover, at a minimum, the cost of general revenue appropriations made above in Strategy D.5.1, Rail Safety, as well as covering "other direct and indirect costs" associated with such general revenue appropriations. "Other direct and indirect costs" associated with such general revenue appropriations are estimated to be \$309,669 for fiscal year 2008 and \$311,912 for fiscal year 2009. In the event that actual and/or projected revenue collections are insufficient to offset the costs identified by this provision, the Legislative Budget Board may direct that the Comptroller of Public Accounts reduce the appropriation authority provided above to be within the amount of revenue expected to be available.
34. **Road Construction and Maintenance at State Facilities.** Out of funds appropriated above, the Department of Transportation shall:
- a. maintain paved surfaces on the State Capitol Grounds according to the Historic Capitol Grounds Master Plan adopted by the State Preservation Board;
 - b. construct, repair, and maintain roads in and providing access to and from Department of State Health Services and Department of Aging and Disability Services mental health and mental retardation facilities; and
 - c. construct, repair, and maintain roads in and providing access to and from Camp Mabry facilities;
 - d. expend no more than \$15,000,000 each fiscal year to construct and maintain state park roads; and
 - e. expend no more than \$7,500,000 during the fiscal biennium for facility enhancements at the University of Texas of the Permian Basin.

DEPARTMENT OF TRANSPORTATION
(Continued)

- 35. Unexpended Balance Appropriation: Motor Vehicle Financial Responsibility.** Any unexpended balances in State Highway Fund No. 006 remaining as of August 31, 2007 (estimated to be \$0), from the appropriation made to the Department of Transportation in Article IX, Sec. 14.52, Senate Bill 1, General Appropriations Act, Seventy-ninth Legislature, for the implementation of a motor vehicle financial responsibility verification program, are hereby appropriated to the Department of Transportation in Strategy D.1.3, Registration and Titling, in the fiscal year beginning September 1, 2007, for the same purpose. Any unexpended balances of these funds remaining as of August 31, 2008, are hereby appropriated to the Department of Transportation in Strategy D.1.3, Registration and Titling, in the fiscal year beginning September 1, 2008, for the same purpose.
- 36. Unexpended Balance Appropriation: Organ Donor Program - Voluntary Fee.** Any unexpended balances in State Highway Fund No. 006 remaining as of August 31, 2007 (estimated to be \$0), from the appropriation made to the Department of Transportation in Article IX, Sec. 14.23, Senate Bill 1, General Appropriations Act, Seventy-ninth Legislature, for the creation of a donor education, awareness, and registry program and tissue council and anatomical gift donation, are hereby appropriated to the Department of Transportation in Strategy D.1.3, Registration and Titling, in the fiscal year beginning September 1, 2007, for the same purpose. Any unexpended balances of these funds remaining as of August 31, 2008, are hereby appropriated to the Department of Transportation in Strategy D.1.3, Registration and Titling, in the fiscal year beginning September 1, 2008, for the same purpose.
- 37. Federal Funds Reporting Requirement.**
- a. The Department of Transportation shall provide to the Legislative Budget Board and the Governor:
 - (1) written notification of any increases or decreases in the amounts of federal funds estimated to be available to the Department of Transportation for the 2008-09 biennium within 10 business days of the date upon which the Department of Transportation is notified of such increases or decreases; and
 - (2) written notification outlining:
 - (A) the use and projected impacts of any additional federal funds available to the Department of Transportation above amounts estimated for the 2008-09 biennium; and/or
 - (B) the Department of Transportation's plan for addressing any reductions in federal funds, including federally-mandated funding rescissions.
 - b. The Department of Transportation shall provide to the Legislative Budget Board and the Governor any documentation required by the U.S. Department of Transportation, Federal Highway Administration regarding the Department of Transportation's proposed use of additional federal funds and/or proposed actions to address federal funds reductions, including federally-mandated funding rescissions, as soon as possible and not less than 10 days prior to submitting the required documentation to the U.S. Department of Transportation, Federal Highway Administration.
- 38. Appropriations Contingent upon Reporting Requirements.** The Department of Transportation shall submit to the Legislative Budget Board, no earlier than 10 business days before February 28th and no later than 10 business days after March 31st, each year of the biennium, a status report on actions taken by the Department of Transportation to fulfill the requirements made under the provisions of Rider 20, Reporting Requirements. In the event that the Department of Transportation does not submit the status report within this time period, or in the event that the Department of Transportation does not fulfill the requirements of Rider 20, Reporting Requirements, at any time, the Legislative Budget Board may direct the Comptroller of Public Accounts to withhold any appropriation authority provided above excluding appropriation authority for the following:
- a. administration for and all costs related to the payment of debt service and bond proceeds for revenue bonds issued under Section 49-k, Article III, Texas Constitution;
 - b. administration for and all costs related to the payment of debt service and bond proceeds for revenue bonds issued under Section 49-n, Art. III, Texas Constitution;

DEPARTMENT OF TRANSPORTATION
(Continued)

- c. administration for and all costs related to the payment of debt service and bond proceeds for revenue bonds issued under Section 49-o, Art. III, Texas Constitution;
- d. administration for and all costs related to the payment of debt service and bond proceeds for all other revenue bonds previously issued by the department;
- e. administration for and payment of General Obligation Bond proceeds for colonia road projects;
- f. administration for and payments of State Highway Fund monies to counties related to revenues collected from Gross Weight and Axle fees;
- g. appropriations necessary to register and title vehicles, license and regulate vehicle dealerships, regulate tow trucks and enforce the state lemon laws;
- h. administration for and payments of State Highway Fund, Federal Funds, and Interagency Contract monies for public transportation services and medical transportation services;
- i. appropriations provided for Routine Maintenance and Contracted Maintenance;
- j. appropriations necessary to continue payments for previously entered contractual obligations;
- k. appropriations necessary to continue ferry operations;
- l. appropriations out of the GR Dedicated - Texas Highway Beautification Account No. 71; and
- m. any other constitutionally or statutorily required appropriation.

The Department of Transportation shall provide any information necessary to the Comptroller of Public Accounts and the Legislative Budget Board to fulfill these requirements no later than 3 business days after receiving notification of the Legislative Budget Board directing the Comptroller of Public Accounts to withhold appropriations.

- 39. Budget Reconciliation Report.** The Department of Transportation shall submit to the Legislative Budget Board, in the format prescribed by the Legislative Budget Board, an annual report for each fiscal year of the biennium that reconciles the department's expenditures and encumbrances of appropriations made to the department by this Act to the twelve categories included in the department's Statewide Preservation Program and Statewide Mobility Program. The report shall be submitted on the date the department is required to submit the operating budget required by Article IX, Sec. 7.01(a)(1) of this Act. It is the intent of the Legislature that the information included in the report will provide the basis for aligning the appropriations to the department and improving the accountability for the use of state resources in future General Appropriations Acts.
- 40. Comprehensive Development Agreements.** The Department of Transportation may not expend any funds appropriated by this Act to enter into a comprehensive development agreement pursuant to Transportation Code § 223.201, unless:
- a. the department submits a report to the Legislative Budget Board, in the format prescribed by the Legislative Budget Board, that provides information regarding the location, project costs, and projected benefits to the state for each project proposed under a comprehensive development agreement; and
 - b. the Legislative Budget Board issues a written approval.
- 41. Appropriation of Concession Fees and Payments Received under a Comprehensive Development Agreement.** The Department of Transportation may not expend any amounts from payments received by the department under a comprehensive development agreement and deposited to the State Highway Fund, pursuant to Transportation Code § 228.005, including applicable concession fees, unless the department submits a report to the Legislative Budget Board, in the format prescribed by the Legislative Budget Board, outlining the amount

DEPARTMENT OF TRANSPORTATION
(Continued)

of funds available from such payments received by the department, the department's anticipated uses of such funds, and their projected impacts.

- 42. Toll Project Revenue and Funds Report.** Using funds appropriated above, the Department of Transportation shall submit to the Legislative Budget Board, in the format prescribed by the Legislative Budget Board, an annual report of all state toll project revenues received and any other related funds that are deposited outside of the state treasury, including the purpose and use of such funds by the department. The report shall be submitted no later than November 1, in each year of the biennium.
- 43. Limitation on Expenditures for Contracts.**
- a. Without the prior approval of the Legislative Budget Board, the Department of Transportation shall not use funds appropriated above to enter into any contract with a private participant for the construction, maintenance, or operation of a road or highway in the State of Texas that:
- (1) contains any provision that would guarantee or ensure a return on investment;
 - (2) would reduce the risk of the private participant as a result of any action taken by the department or the State of Texas;
 - (3) would limit or penalize the expansion of other department run facilities designed to reduce congestion;
 - (4) fails to contain a stated buy back provision that can be calculated without using estimates of future revenues; or
 - (5) contains any possible financial liability that could be inherited by the department, the State of Texas, or any other state agency.
- b. The Legislative Budget Board may consider a request from the Department of Transportation to expend funds appropriated above to enter into a contract containing any of the criteria specified in this rider. A request submitted by the department under this provision must include information regarding the location, project costs, and projected benefits to the state for each project proposed under such contracts.
- 44. Motor Carrier Division Appropriation.** Out of amounts appropriated above in Strategy C.1.2, Routine Maintenance, the amount of \$1,141,993 in each fiscal year out of the General Revenue Fund and, included in the "Number of Full-Time-Equivalents (FTE)" above, 25.0 FTEs in each fiscal year shall be expended for the department's Motor Carrier Division operations related to the issuance of oversize/overweight permits.
- 45. Texas State Railroad.** Out of the amounts appropriated above, the Texas Department of Transportation shall make available \$10,000,000 in federal Transportation Enhancement program funds administered by the department for the Texas State Railroad project in fiscal year 2008 if the Texas State Railroad project is approved by the Texas Parks and Wildlife Commission for transfer to a consortium of the Cities of Palestine and Rusk and meets federal grant requirements of the Transportation Enhancement Program as defined by federal Department of Transportation, Federal Highway Administration federal regulations in Title 23 of the United States Code. The Texas Parks and Wildlife Department in conjunction with the Texas Department of Transportation will review the Texas State Railroad project to determine if the Texas State Railroad project meets the federal Transportation Enhancement program guidelines in Title 23 of the United States Code. If the Texas State Railroad project is approved, any unexpended balances for the project at the end of fiscal year 2008 are appropriated to the Texas Department of Transportation for the same purpose in fiscal year 2009.
- 46. Battleship TEXAS.** Out of the amounts appropriated above, the Texas Department of Transportation shall make available during the biennium \$16,090,050 in federal Transportation Enhancement Program funds administered by the department for the Battleship TEXAS project if the Battleship TEXAS project meets federal funding requirements of the Transportation Enhancement Program as defined by federal Department of Transportation, Federal Highway Administration federal regulations in Title 23 of the United States Code. The Texas Parks and Wildlife Department in conjunction with the Texas Department of

DEPARTMENT OF TRANSPORTATION (Continued)

Transportation will review the Battleship TEXAS project to determine if the Battleship TEXAS project meets the federal Transportation Enhancement Program guidelines in Title 23 of the United States Code. It is the intent of the Legislature that funds appropriated above would cover the administration costs of the Battleship TEXAS project approved for federal Transportation Enhancement Program funds.

In addition, the Texas Department of Transportation may redirect obligated funds previously obligated for the Battleship TEXAS project under the Transportation Enhancement Program to other available projects should the Battleship TEXAS project fail to receive federal approval or federal Transportation Enhancement Program funds are not available due to changes in federal laws, rules, regulations, or appropriations.

- 47. Aircraft Pooling Board Services.** The Texas Department of Transportation shall charge an amount at or above market prices for the provision of services formerly provided by the State Aircraft Pooling Board. The amount charged must cover the costs of pilot services, scheduling services, the lease of necessary facilities in Austin, and any other reasonable expense.
- 48. Miscellaneous Provisions Related to Toll Road and Trans-Texas Corridor Projects.**
- a. **Toll Revenue Projection.** The Department of Transportation may not use appropriated funds to pay any costs related to making projections, using department personnel, of revenue to be generated by a toll road project. The department may use appropriated funds to pay the costs of making those projections only if the projections are made under an interagency contract between the department and the Comptroller of Public Accounts under which the Comptroller:
 - (1) makes the projections for the department; and
 - (2) projects the toll revenue for each geographic region of a toll road segment before the department signs an agreement with a developer to operate, lease, or finance that segment.
 - b. **Report of Indirect Costs.** In each cost report submitted to the Legislature by the Department of Transportation that includes information related to a project that is part of the Trans-Texas Corridor, the department shall either include indirect costs associated with the project or indicate that indirect costs are not addressed in the report.
 - c. **Access to Records Relating to Trans-Texas Corridor.** The Department of Transportation shall spend appropriations available for the purpose under this Act to achieve transparency in the department's functions related to the Trans-Texas Corridor by providing, to the greatest extent possible under the public information law (Chapter 552, Government Code) and other statutes governing the access to records, public access to information collected, assembled, or maintained by the department relating to the Trans-Texas Corridor.
 - d. **Accuracy of Developers' Assumptions in Trans-Texas Corridor 35 Project.** Money appropriated by this Act may not be spent in connection with a contract entered into by the Department of Transportation under Section 227.021, Transportation Code, related to the Trans-Texas Corridor 35 project, unless the department implements a process to obtain assurance regarding the reasonableness of the assumptions that the contracted developers use in developing plans and financial projections for the Trans-Texas Corridor 35 project.
 - e. **Financing Costs Associated with Mid-term Road Facilities and Long-term Road Facilities.** The Department of Transportation may not use money appropriated by this Act to implement a master development plan unless the plan includes the financing costs associated with the mid-term road facilities and long-term road facilities.
- 49. Galveston Causeway.** Out of funds appropriated above in Strategy C.1.1, Contracted Maintenance, State Highway Funds shall be used for the maintenance and preservation of the fenderworks at the Galveston Causeway. Any unexpended balances from this appropriation remaining as of August 31, 2007, are hereby appropriated in the fiscal year beginning September 1, 2008, for the same purpose.
- 50. Heritage Trails Program.** Out of the amounts appropriated above, the Texas Department of Transportation shall make available during the biennium \$8.9 million in federal Transportation Enhancement funds administered by the department for Heritage Trails

DEPARTMENT OF TRANSPORTATION
(Continued)

program project whenever such projects are approved by the Texas Historical Commission's Heritage Trails Program and meet federal funding requirements of the Transportation Enhancement Program as defined by U.S. Department of Transportation, Federal Highway Administration, in federal regulations promulgated under the authority of Title 23, United States Code.

51. **Colonia Projects.** The amounts appropriated above in Strategy B.1.1, Transportation Construction, in fiscal year 2008 from General Obligation Bond Proceeds include \$10,000,000 in unexpended balances remaining as of August 31, 2007, and \$43,000,000 in new appropriations for the fiscal biennium ending August 31, 2009, to provide financial assistance for colonia access roadway projects. Any unexpended balances of these funds remaining as of August 31, 2008, are hereby appropriated to the Department of Transportation for the fiscal year beginning September 1, 2008, for the same purpose.
52. **Houston Fire Museum.** Out of the amounts appropriated above, the Texas Department of Transportation shall make available during the biennium \$2 million in federal Transportation Enhancement Program funds administered by the department for a Houston Fire Museum, Inc., construction project if the Houston Fire Museum, Inc., construction project meets federal funding requirements of the Transportation Enhancement Program as defined by federal Department of Transportation, Federal Highway Administration federal regulations in Title 23 of the United States Code. The Texas Department of Transportation will review the Houston Fire Museum, Inc., construction project to determine if the construction of the Houston Fire Museum, Inc., meets the federal Transportation Enhancement Program guidelines in Title 23 of the United States Code. It is the intent of the Legislature that funds appropriated above would cover the administration costs of the Houston Fire Museum, Inc., construction project approved for federal Transportation Enhancement Program funds.

In addition, the Texas Department of Transportation may redirect obligated funds previously obligated for the Houston Fire Museum, Inc., construction project under the Transportation Enhancement Program to other available projects should the Houston Fire Museum, Inc., construction project fail to receive federal approval or federal Transportation Enhancement Program funds are not available due to changes in federal laws, rules, regulations, or appropriations.

TEXAS WORKFORCE COMMISSION

	For the Years Ending August 31, 2008	August 31, 2009
Method of Financing:		
<u>General Revenue Fund</u>		
General Revenue Fund	\$ 38,964,149	\$ 37,671,600
GR MOE for Temporary Assistance for Needy Families	27,745,141	27,745,141
GR for Child Care and Development Fund	42,563,817	42,563,817
Career Schools and Colleges	939,490	939,490
GR Match for Food Stamp Administration	3,986,130	3,986,131
Subtotal, General Revenue Fund	<u>\$ 114,198,727</u>	<u>\$ 112,906,179</u>
<u>General Revenue Fund - Dedicated</u>		
Unemployment Compensation Special Administration Account No. 165	5,393,980	5,393,978
Employment and Training Investment Assessment Holding Account No. 5128, estimated	368,376	368,376
Subtotal, General Revenue Fund - Dedicated	<u>\$ 5,762,356</u>	<u>\$ 5,762,354</u>
Workforce Commission Federal Account No. 5026	925,106,687	926,610,030
<u>Other Funds</u>		
Appropriated Receipts	3,644,965	3,711,532
Interagency Contracts	26,926,181	20,094,957

TEXAS WORKFORCE COMMISSION
(Continued)

State Highway Fund No. 006	0	6,829,352
Subtotal, Other Funds	<u>\$ 30,571,146</u>	<u>\$ 30,635,841</u>
Total, Method of Financing	<u>\$ 1,075,638,916</u>	<u>\$ 1,075,914,404</u>

This bill pattern represents an estimated 31% of this agency's estimated total available funds for the biennium.

Number of Full-Time-Equivalents (FTE):¹	2,860.9	2,858.0
---	---------	---------

Schedule of Exempt Positions:

Commissioner, Group 5 ²	(2) \$135,000	(2) \$135,000
Commissioner, Group 6 ³	135,000	135,000
Executive Director, Group 5	140,000	140,000

Items of Appropriation:

A. Goal: WORKFORCE DEVELOPMENT

Support a Workforce System to Achieve/Sustain Economic Prosperity.

A.1.1. Strategy: WORKFORCE INVESTMENT ACT Workforce Investment Act (WIA) Adult and Dislocated Adults.	\$ 171,722,414	\$ 173,444,706
A.1.2. Strategy: WORKFORCE INVESTMENT ACT - YOUTH Workforce Investment Act (WIA) Youth.	\$ 66,744,550	\$ 66,744,550
A.1.3. Strategy: TANF CHOICES⁴ Temporary Assistance for Needy Families (TANF) Choices.	\$ 90,776,113	\$ 90,764,434
A.1.4. Strategy: EMPLOYMENT AND COMMUNITY SERVICES	\$ 42,452,338	\$ 42,594,436
A.1.5. Strategy: FOOD STAMP EMPLOYMENT AND TRAINING Error! Bookmark not defined.	\$ 19,947,331	\$ 19,944,571
A.1.6. Strategy: TRADE AFFECTED WORKERS Trade Affected Worker Training and Assistance.	\$ 12,018,750	\$ 12,018,685
A.1.7. Strategy: PROJECT RIO Project Reintegration of Offenders (RIO).	\$ 9,210,712	\$ 9,218,164
A.1.8. Strategy: SENIOR EMPLOYMENT SERVICES	\$ 4,972,164	\$ 4,972,427
A.1.9. Strategy: APPRENTICESHIP	\$ 1,759,436	\$ 1,759,291
A.2.1. Strategy: SKILLS DEVELOPMENT	\$ 26,114,239	\$ 24,820,868
A.2.2. Strategy: SELF SUFFICIENCY	\$ 3,117,106	\$ 3,117,396
A.2.3. Strategy: LABOR MARKET AND CAREER INFORMATION	\$ 4,620,799	\$ 4,526,053
A.2.4. Strategy: WORK OPPORTUNITY TAX CREDIT Work Opportunity Tax Credit Certification.	\$ 857,947	\$ 828,041
A.2.5. Strategy: ALIEN LABOR CERTIFICATION	\$ 551,625	\$ 554,182
A.3.1. Strategy: TANF CHOICES CHILD CARE TANF Choices Child Care for Families Working or Training for Work.	\$ 79,744,026	\$ 81,491,647
A.3.2. Strategy: TRANSITIONAL CHILD CARE Transitional Child Care for Families Working or Training for Work.	\$ 45,039,854	\$ 45,039,854
A.3.3. Strategy: AT-RISK CHILD CARE^{5, 6} At-Risk Child Care for Families Working or Training for Work.	\$ 343,806,462	\$ 342,058,841
A.3.4. Strategy: CHILD CARE ADMINISTRATION Child Care Admin for TANF Choices, Transitional & At-Risk Child Care.	\$ 6,211,049	\$ 6,159,637

¹ Incorporates Article IX, § 18.02 (c), of this Act, relating to data center consolidation, which reduces the FTE cap by 72.2 each fiscal year of the biennium.

² Salary amount increased from \$115,000, pursuant to Article IX, § 3.05 (b).

³ Salary amount increased from \$125,000, pursuant to Article IX, § 3.05 (b).

⁴ Incorporates the passage of SB 10, 80th Legislature, Regular Session, which results in the General Funds transfer of \$6,829,352 in State Highway Fund No. 006 funds to the Texas Workforce Commission to provide client transportation services, offsetting a reduction of Interagency Contract funds in the same amount in FY 2009.

⁵ SB 50, 80th Legislature, Regular Session, did not pass, resulting in a reduction of \$10,000,000 in Federal Funds each fiscal year. (See Rider 33.)

⁶ Incorporates Article IX, § 19.111, of this Act, relating to funding for child care reimbursement rates for certain child care providers that participate in a school readiness integration project, resulting in an increase in Federal Funds of \$10,000,000 in each fiscal year.

TEXAS WORKFORCE COMMISSION
(Continued)

A.3.5. Strategy: CHILD CARE - FOSTER CARE FAMILIES	\$	19,583,584	\$	19,583,584
Child Care for Foster Care Families.				
A.4.1. Strategy: UNEMPLOYMENT CLAIMS	\$	52,654,125	\$	52,648,611
A.4.2. Strategy: UNEMPLOYMENT APPEALS	\$	14,103,687	\$	13,874,937
A.4.3. Strategy: UNEMPLOYMENT TAX COLLECTION	\$	<u>24,173,113</u>	\$	<u>24,329,540</u>
Total, Goal A: WORKFORCE DEVELOPMENT	\$	<u>1,040,181,424</u>	\$	<u>1,040,494,455</u>
B. Goal: PROGRAM ACCOUNTABILITY/ENFORCEMENT				
B.1.1. Strategy: SUBRECIPIENT MONITORING	\$	2,926,302	\$	2,932,975
B.1.2. Strategy: TECHNICAL ASSISTANCE	\$	3,594,612	\$	3,610,575
B.1.3. Strategy: LABOR LAW INSPECTIONS	\$	3,455,010	\$	3,319,511
B.1.4. Strategy: CAREER SCHOOLS & COLLEGES	\$	864,010	\$	863,760
Career Schools and Colleges.				
B.2.1. Strategy: CIVIL RIGHTS	\$	<u>1,722,716</u>	\$	<u>1,713,719</u>
Total, Goal B: PROGRAM ACCOUNTABILITY/ENFORCEMENT	\$	<u>12,562,650</u>	\$	<u>12,440,540</u>
C. Goal: INDIRECT ADMINISTRATION				
C.1.1. Strategy: CENTRAL ADMINISTRATION	\$	11,808,259	\$	11,847,401
C.1.2. Strategy: INFORMATION RESOURCES ^{7, 8}	\$	8,784,259	\$	8,827,163
C.1.3. Strategy: OTHER SUPPORT SERVICES	\$	<u>2,302,324</u>	\$	<u>2,304,845</u>
Total, Goal C: INDIRECT ADMINISTRATION	\$	<u>22,894,842</u>	\$	<u>22,979,409</u>
Grand Total, TEXAS WORKFORCE COMMISSION	\$	1,075,638,916	\$	1,075,914,404

Object-of-Expense Informational Listing:

Subject of Expense Informational Listing:		
Salaries and Wages	\$ 113,798,518	\$ 113,794,246
Other Personnel Costs	6,292,590	6,563,666
Professional Fees and Services	23,363,724	21,701,008
Fuels and Lubricants	36,071	42,320
Consumable Supplies	1,070,615	1,085,435
Utilities	3,822,038	3,822,054
Travel	1,775,349	1,777,146
Rent - Building	2,253,045	1,437,505
Rent - Machine and Other	545,719	549,178
Other Operating Expense	30,600,773	33,361,654
Grants	890,279,511	890,652,972
Capital Expenditures	1,800,963	1,127,220

Total, Object-of-Expense Informational Listing

Estimated Allocations for Employee Benefits and Debt Service Appropriations Made Elsewhere in this Act:

Employee Benefits

<u>Employee Benefits</u>		
Retirement	\$ 7,786,469	\$ 7,906,041
Group Insurance	31,530,736	32,664,508
Social Security	9,956,868	10,109,512
Benefits Replacement	1,377,265	1,308,402

Subtotal, Employee Benefits

Total, Estimated Allocations for Employee Benefits and Debt Service Appropriations Made Elsewhere in this Act

\$ 50,651,338 \$ 51,988,463

- 1. Performance Measure Targets.** The following is a listing of the key performance target levels for the Texas Workforce Commission. It is the intent of the Legislature that appropriations made by this Act be utilized in the most efficient and effective manner possible to achieve the intended

⁷ Incorporates the passage of HB 15, 80th Legislature, Regular Session, § 30 (a)(3), relating to data center services, which appropriated \$381,705 out of General Revenue Funds, \$17,699 out of General Revenue – Dedicated Funds, and \$1,937,066 out of Federal Funds for the purpose of making payments for data center services.

⁸ Incorporates the passage of HB 15, 80th Legislature, Regular Session, § 30 (n)(3), relating to data center services, which appropriated \$226,919 out of General Revenue Funds, \$10,522 out of General Revenue – Dedicated accounts, and \$1,151,559 out of Federal Funds for the purpose of making payments for data center consolidate hardware upgrades and physical transfer of equipment.

TEXAS WORKFORCE COMMISSION
(Continued)

mission of the Texas Workforce Commission. In order to achieve the objectives and service standards established by this Act, the Texas Workforce Commission shall make every effort to attain the following designated key performance target levels associated with each item of appropriation.

	<u>2008</u>	<u>2009</u>
A. Goal: WORKFORCE DEVELOPMENT		
Outcome (Results/Impact):		
Customers Served	1,710,000	1,710,000
Entered Employment Rate	75%	75%
Employment Retention Rate	80%	80%
WIA Entered Employment Rate	88%	88%
Workforce Investment Act (WIA) - Youth Educational Achievement Rate	45	45
Temporary Assistance for Needy Families (TANF) Choices Entered Employment Rate	78%	78%
Temporary Assistance for Needy Families (TANF) Choices Employment Retention Rate	70%	70%
Temporary Assistance for Needy Families (TANF) Choices Participation Rate : All Families	39.5%	37.9%
Employment Services Entered Employment Rate	75%	75%
Employment Services Employment Retention Rate	80%	80%
Food Stamp : Employment and Training Entered Employment Rate	80%	80%
Reintegration of Offenders Entered Employment Rate	72%	72%
Percent of Job Openings Filled	40%	40%
Skills Development Fund Employment Retention Rate	94	94
Percent of Unemployment Insurance Claimants Paid Timely	97%	97%
Percent of Unemployment Insurance Dispute Cases Resolved with Lower Appeal	85%	85%
A.1.1. Strategy: WORKFORCE INVESTMENT ACT		
Output (Volume):		
Workforce Investment Act (WIA): Adult and Dislocated Worker Customers Served	49,448	49,448
Efficiencies:		
Workforce Investment Act (WIA): Adult and Dislocated Worker Average Cost per Customer Served	2,945	2,945
A.1.3. Strategy: TANF CHOICES		
Output (Volume):		
Temporary Assistance for Needy Families (TANF) Choices Customers Served	82,330	82,330
Efficiencies:		
Temporary Assistance for Needy Families (TANF) Choices Average Cost Per Customer Served	1,043.54	1,043.54
A.1.4. Strategy: EMPLOYMENT AND COMMUNITY SERVICES		
Output (Volume):		
Employment Services Customers Served	1,550,000	1,550,000
Efficiencies:		
Employment Services Average Cost Per Customer Served	16.51	16.47
A.1.5. Strategy: FOOD STAMP EMPLOYMENT AND TRAINING		
Output (Volume):		
Food Stamp Employment and Training (E&T) Customers Served	36,236	36,236
A.1.7. Strategy: PROJECT RIO		
Output (Volume):		
Project Reintegration of Offenders (RIO) Customers Served	38,150	38,150
Efficiencies:		
Project Reintegration of Offenders (RIO) Average Cost Per Customer Served	136.23	136.23
A.1.9. Strategy: APPRENTICESHIP		
Output (Volume):		
Apprenticeship Customers Served	3,600	3,600
A.2.1. Strategy: SKILLS DEVELOPMENT		
Output (Volume):		
Skills Development Customers Served	19,425	19,425
Efficiencies:		
Skills Development Fund Average Cost Per Customer Served	1,250	1,250
A.2.2. Strategy: SELF SUFFICIENCY		
Output (Volume):		
Self-Sufficiency Customers Served	2,279	2,279
Efficiencies:		
Self-Sufficiency Fund Average Cost Per Customer Served	1,238	1,238

TEXAS WORKFORCE COMMISSION
(Continued)

A.2.3. Strategy: LABOR MARKET AND CAREER INFORMATION		
Output (Volume):		
Number of Visitors to Labor Market Information Web Data Pages	799,560	879,510
A.3.1. Strategy: TANF CHOICES CHILD CARE		
Output (Volume):		
Average Number of Children Served Per Day, Temporary Assistance for Needy Families (TANF) Choices Services	16,900	16,900
Efficiencies:		
Average Cost Per Child Per Day for Child Care, Temporary Assistance for Needy Families (TANF) Choices Services ⁹	18.52	18.85
A.3.3. Strategy: AT-RISK CHILD CARE		
Output (Volume):		
Average Number of Children Served Per Day, Transitional and At Risk Services	99,565	96,964
Efficiencies:		
Average Cost Per Child Per Day for Child Care, Transitional and At Risk Services ⁹	14.4	14.66
Explanatory:		
Average Number of Children on Waiting List for Low-income Child Care	29,870	29,089
A.4.1. Strategy: UNEMPLOYMENT CLAIMS		
Efficiencies:		
Average Wait Time on Hold for Unemployment Insurance Customers (Minutes)	3.25	3.25
Explanatory:		
Unemployment Rate	4.8	4.8
A.4.2. Strategy: UNEMPLOYMENT APPEALS		
Efficiencies:		
Percent of Lower Unemployment Insurance Appeals Decisions Issued in a Timely Manner	80%	80%
B. Goal: PROGRAM ACCOUNTABILITY/ENFORCEMENT		
Outcome (Results/Impact):		
Percent Change in Employment Complaints against State Agencies	(15)%	(15)%
B.1.1. Strategy: SUBRECIPIENT MONITORING		
Output (Volume):		
Number of Monitoring Reviews and Investigations of Boards or Contractors	80	80
B.1.2. Strategy: TECHNICAL ASSISTANCE		
Output (Volume):		
Number of Times Technical Assistance Is Provided to Boards	2,673	2,673
B.1.3. Strategy: LABOR LAW INSPECTIONS		
Output (Volume):		
Number of On-site Inspections Completed for Texas Child Labor Law Compliance	2,572	2,572
B.1.4. Strategy: CAREER SCHOOLS & COLLEGES		
Output (Volume):		
Number of Licensed Career Schools and Colleges	435	440
2. Capital Budget.	None of the funds appropriated above may be expended for capital budget items except as listed below. The amounts shown below shall be expended only for the purposes shown and are not available for expenditure for other purposes. Amounts appropriated above and identified in this provision as appropriations either for "Lease Payments to the Master Lease Purchase Program" or for items with an "(MLPP)" notation shall be expended only for the purpose of making lease-purchase payments to the Texas Public Finance Authority pursuant to the provisions of Government Code § 1232.103. Upon approval from the Legislative Budget Board, capital budgeted funds listed below under "Acquisition of Information Resource Technologies" may be used to lease information resources hardware and/or software versus the purchase of information resources hardware and/or software, if determined by commission management to be in the best interest of the State of Texas.	

⁹ Measure modified to reflect funding adjustments made by Article IX, § 19.111, of this Act, relating to funding for child care reimbursement rates for certain child care providers that participate in a school readiness integration project, resulting in an increase in Federal Funds of \$10,000,000 in each fiscal year.

TEXAS WORKFORCE COMMISSION
(Continued)

	2008	2009
a. Repair or Rehabilitation of Buildings and Facilities		
(1) Repair or Rehabilitation of Buildings and Facilities	\$ 3,232,833	\$ 4,808,000
b. Acquisition of Information Resource Technologies		
(1) LAN/WAN Area Upgrade & Replacement ¹⁰	599,260	603,335
(2) E-Strategy	939,968	192,860
(3) Operations Infrastructure	624,187	594,854
(4) PC Infrastructure and Refresh	1,600,000	1,600,000
(5) PeopleSoft Financials 8.8 Upgrade	295,239	0
(6) Program Integrity & Fraud Detection Development Project	489,600	0
(7) Phone System Replacement	105,003	105,003
(8) Workforce Information System Redesign	1,679,999	1,210,000
(9) Scanners Appeals & TeleCenters	200,000	0
(10) Data Center Consolidation ¹⁰	<u>\$ 14,850,941</u>	<u>\$ 14,599,252</u>
Total, Acquisition of Information Resource Technologies	<u>\$ 21,384,197</u>	<u>\$ 18,905,304</u>
c. Transportation Items		
(1) Vehicle Acquisition	\$ 87,901	\$ 78,890
Total, Capital Budget	<u>\$ 24,704,931</u>	<u>\$ 23,792,194</u>
Method of Financing (Capital Budget):		
General Revenue Fund	\$ 455,393	\$ 411,041
GR Dedicated - Unemployment Compensation		
Special Administration Account No. 165	224,831	217,737
Appropriated Receipts	188,800	300,017
Interagency Contracts	3,636	3,532
Workforce Commission Federal Account No. 5026	<u>23,832,271</u>	<u>22,859,867</u>
Total, Method of Financing	<u>\$ 24,704,931</u>	<u>\$ 23,792,194</u>

3. Appropriation: Federal Funds. All moneys granted to Texas by the federal government for the administration of the Texas Unemployment Compensation Act or which are now on deposit to the credit of any funds maintained by the comptroller for the Texas Workforce Commission (TWC), and any moneys received for the credit of such funds are hereby appropriated for the purposes authorized by the provisions of the Texas Unemployment Compensation Act and for the purposes for which such moneys were granted. TWC shall notify the Legislative Budget Board and Governor of any funds and associated staffing received above the amounts appropriated above for the biennium.

4. Section 903, Social Security Act Funds.

- a. Out of amounts credited to Texas' account in the Federal Unemployment Trust Fund under § 903 of the Social Security Act, there is included in the appropriation above \$5,000,000 in fiscal year 2008 and \$5,000,000 in fiscal year 2009 for withdrawal and use by the Texas Workforce Commission (TWC) for the administration of the Texas Unemployment Compensation Act and its Public Employment Offices and telecenters. Said funds may be used to provide necessary office facilities and automated equipment, to include the purchase of land and construction of buildings, and the construction of improvements on property owned by TWC, including the cost of repairs and alterations to such property and the purchase of computers and related peripheral equipment.
- b. Any amounts initially allocated by the federal government to TWC during fiscal year 2000, 2001, or 2002, except amounts transferred pursuant to Subsection 903(d), shall be used only to pay expenses incurred for the administration of the Texas Unemployment

¹⁰ Incorporates Article IX, § 18.02 (e), of this Act, relating to data center consolidation, which requires data center services expenditures to be categorized as a capital budget item. Amends the existing LAN/WAN Area Upgrade & Replacement project and consolidates the following projects into the data center consolidation project: IBM Host Software Project for \$1,967,989 each fiscal year and a new IBM Mainframe Lease project for \$1,348,919 each fiscal year.

TEXAS WORKFORCE COMMISSION
(Continued)

Compensation Act. These funds shall not be used by TWC for the payment of Unemployment Compensation benefits, or the administration of its Public Employment Offices.

- c. No part of any amounts based on an initial transfer from the federal government that occurred prior to fiscal year 2000 or after fiscal year 2002, herein appropriated out of amounts credited to Texas' account in the Federal Unemployment Trust Fund under § 903 of the Social Security Act, shall be expended after the close of the period covered by this act and any unused portion of such amounts shall, at such close, revert to Texas' said account in the Federal Unemployment Trust Fund. The amount obligated pursuant to this act shall not exceed at any time the amount by which (a) the aggregate of the amounts transferred to the account of this state pursuant to § 903 of the Social Security Act exceeds (b) the aggregate of the amounts obligated for administration and paid out for benefits and required by law to be charged against the amounts transferred to the account of this State.
 - d. Should federal requirements concerning amounts made available under Section 903 of the Social Security Act change after passage of this Act, the appropriation made in this rider shall be subject to such conditions and limitations as required by the changed federal law.
5. **Authorization: Sale of Agency-owned Buildings and Land.** In order to ensure effective facility management in coordination with the local workforce development boards, the Texas Workforce Commission (TWC) is hereby authorized to sell agency-owned buildings and land. Any such sale must be based on a finding by the commission that no other economically viable alternative exists, and specifically that operation within agency-owned or leased buildings would not be feasible. Furthermore, in order to accommodate sudden and unexpected fluctuations in federal funding, TWC is hereby authorized to sell agency-owned buildings and land as it deems necessary. The authority granted in this provision is contingent upon the filing of a written notice with the Governor and the Legislative Budget Board at least 90 days prior to the planned date of sale and is subject to the disapproval of either office within 90 days after notification.
6. **Payment of Unemployment Benefits - State Agencies.** It is the intent of the Legislature that the Texas Workforce Commission charge the Comptroller of Public Accounts only for unemployment benefits paid based on wages earned from agencies appropriated funds under the General Appropriations Act, and that agencies outside the General Appropriations Act be maintained as individual reimbursing employers. For the purposes of this rider, 'agency' includes a state agency as defined under § 2151.002, Government Code, which includes an institution of higher education (except a public junior college) as defined under § 61.003, Education Code.
7. **Federal Funds Appropriated.** The Texas Workforce Commission (TWC) is hereby authorized to receive and disburse in accordance with plans acceptable to the responsible federal agency, all federal moneys that are made available (including grants, allotments, and reimbursements) to the state and retain their character as federal funds for such purposes and all fees authorized by federal law, and to receive, administer, and disburse federal funds for federal programs in accordance with plans agreed upon by the TWC and the responsible federal agency, and such other activities as come under the authority of the TWC, and such moneys are appropriated to the specific purpose or purposes for which they are granted or otherwise made available. Earned federal funds are not considered to be federal funds for the purpose of this section.
8. **Reappropriation of Federal and Local Funds.** All funds received by the Texas Workforce Commission from counties, cities, federal agencies, and from any other local source during the 2008-09 biennium, and all balances from such sources as of August 31, 2007, are hereby appropriated for the biennium ending August 31, 2009, for the purpose of carrying out the provisions of this Act. Earned federal funds are not considered to be federal funds for the purpose of this section.
9. **Unexpended Balances for Child Care Funds.** It is the intent of the Legislature that any additional federal funds received as a result of current efforts to obtain child care funds, be used for child care. Except as otherwise provided, all unexpended and unobligated balances in the area of child care remaining from appropriations for the first year of the biennium to the Texas Workforce Commission (TWC) are appropriated to TWC for the purpose of drawing

TEXAS WORKFORCE COMMISSION

(Continued)

down all available federal funds for child care. The TWC may transfer unexpended and unobligated balances of General Revenue appropriations to Strategy A.3.3, At-Risk Child Care, in order to match available federal child care funds, which are appropriated to TWC. TWC is subject to the requirements of the Additional Federal Funds rider in this agency's bill pattern for federal child care funds matched with available General Revenue, and TWC shall notify the Legislative Budget Board and the Governor of the amounts of additional General Revenue used as match and the federal child care funds matched in each year of the 2008-09 biennium not later than:

- a. the 10th day after the date the staff of the Legislative Budget Board concludes its review of the findings of fact and forwards those findings of fact along with the conclusions or comments of the Legislative Budget Board staff to the Chair of the House Appropriations Committee, Chair of the Senate Finance Committee, Speaker of the House, and Lieutenant Governor; and
- b. within 10 business days by the Governor,

prior to drawing down the additional federal funds.

10. **Maximization of Child Care and Development Funds.** It is the intent of the Legislature that the Texas Workforce Commission cooperate with cities, non-profit organizations, the Texas Education Agency and local school districts to obtain local match necessary to maximize federal funds for child care. In order to maximize the availability of state matching funds for federal child care funds and to encourage local child care planning and match participation, the commission shall use donated purchase agreements and other funding mechanisms, to the extent allowed by federal law and regulations.
11. **Project RIO.** It is the intent of the Legislature that the Texas Workforce Commission (TWC), the Texas Department of Criminal Justice, and the Texas Youth Commission together enhance the effectiveness of Project RIO by improving cohesive program delivery among the three agencies. The agencies shall together develop and implement a biennial strategic plan for the implementation of a more cohesive and effective Project RIO program which will emphasize necessary skill development, rehabilitation and appropriate assessment of the offender prior to inmate release. Not later than March 1, 2008, the biennial strategic plan, jointly prepared by the three agencies, and including specific strategies, measures, timeframes for program improvement, and a methodology for program evaluation, shall be submitted to the Legislative Budget Board and the Governor. For performance measures included in the biennial strategic plan, TWC will set targets for local work force development boards and collect reports on actual performance. TWC shall maintain funding at \$3,259,735 in each fiscal year of the 2008-09 biennium to the Texas Department of Criminal Justice and \$446,250 in each fiscal year of the 2008-09 biennium to the Texas Youth Commission to fund Project RIO. The agencies shall enter into interagency contracts, to include reporting of performance levels, for the 2008-09 biennium.
12. **Earned Income Tax Credit Assistance.** Out of funds appropriated above, the Texas Workforce Commission and local workforce development boards shall assist recipients of Temporary Assistance for Needy Families who become employed, and other low-income workers who may qualify for the credit under federal income and other requirements, to apply for the federal Earned Income Tax Credit.
13. **Employment and Child Care Programs in Rural Areas.** It is the intent of the Legislature that the Texas Workforce Commission and local workforce development boards cost-effectively continue to expand the availability of employment and child care programs into rural areas.
14. **Job Training Courses.** It is the intent of the Legislature that the primary objective of job training courses offered by the Texas Workforce Commission and local workforce development boards is to prepare individuals for high-skill, high-wage jobs with health benefits that result in long-term employability. Whenever possible, strategies should focus on incorporating industry sectors and/or regional industry clusters in order to promote high quality jobs. While English as a Second Language (ESL) may provide additional benefit to trainees, it may not be substituted for job training classes.
15. **Formal Measures Report.** The Texas Workforce Commission shall submit an annual report to the Legislative Budget Board and the Governor on agency performance on Formal

TEXAS WORKFORCE COMMISSION

(Continued)

Measures prescribed by the Texas Workforce Investment Council (TWIC). The report shall be submitted with the agency's 4th quarterly performance report and must be accompanied by supporting documentation as specified by the Legislative Budget Board and the Governor.

- 16. Budget and Performance Report.** The Texas Workforce Commission shall submit a monthly report to the Legislative Budget Board and the Governor on budgeted, expended, and encumbered funds by strategy (and substrategy as appropriate) along with Full-Time Equivalent positions and method of finance information. The report shall also include program performance information for performance measures included in this Act.
- 17. Skills Development and Self-Sufficiency Fund Report.** The Texas Workforce Commission shall submit a quarterly report to the Legislative Budget Board and the Governor on contracts executed by the commission, expenditures, program participants, and closed contracts for each Skills Development Fund and Self-Sufficiency Fund contract. Each report shall be accompanied by supporting documentation as specified by the Legislative Budget Board and the Governor.
- 18. Contracts for Purchase of Client Services.** No funds appropriated to the Texas Workforce Commission may be utilized for contracts for the purchase of program-related client services unless:

 - a. such contracts include clearly defined goals, outputs, and measurable outcomes which directly relate to program objectives;
 - b. such contracts include clearly defined sanctions or penalties for noncompliance with contract terms and conditions;
 - c. such contracts specify the accounting, reporting, and auditing requirements applicable to funds received under the contract;
 - d. the agency has implemented a formal program using a risk assessment methodology to monitor compliance with financial and performance requirements under the contract, including a determination of whether performance objectives have been achieved; and
 - e. the agency has implemented a formal program to obtain and evaluate program costs information to ensure that all costs, including administrative costs, are reasonable to achieve program objectives.
- 19. Additional Federal Funds.** No appropriation of federal funds in addition to the estimated amounts above may be expended by the Texas Workforce Commission (TWC) unless:

 - a. TWC files a finding of fact along with a written plan outlining the use and projected impact of the funds on performance measures with the Legislative Budget Board and the Governor and indicating that additional appropriations are required to maintain adequate levels of program performance; and,
 - b. neither the Legislative Budget Board nor the Governor issues a written disapproval not later than:
 1. the 10th day after the date the staff of the Legislative Budget Board concludes its review of the findings of fact and forwards those findings of fact along with the conclusions or comments of the Legislative Budget Board staff to the Chair of the House Appropriations Committee, Chair of the Senate Finance Committee, Speaker of the House, and Lieutenant Governor; and
 2. within 10 business days of the receipt of the finding of fact by the Governor and the written plan,

which should not prohibit the agency from responding in an emergency.
- 20. Night and Weekend Shift Differential.** Out of amounts appropriated above, the Texas Workforce Commission is hereby authorized to pay an additional night shift salary differential not to exceed fifteen percent (15%) of the monthly pay rate to personnel who work the 3:00 p.m. to 11:00 p.m. shift or 11:00 p.m. to 7:00 a.m. shift, or their equivalents. A weekend shift differential not to exceed five percent (5%) of the monthly pay rate may be paid to persons

TEXAS WORKFORCE COMMISSION
(Continued)

who work weekend shifts. The evening or night shift salary differential may be paid in addition to the weekend shift salary differential for persons working weekend, evening, or night shifts.

21. **Work-at-Home Hearing Officers.** It is provided that the Texas Workforce Commission is hereby authorized out of funds appropriated above to grant compensatory time to hearing officers and reviewing attorneys for overtime work performed at the employee's personal residence and for work performed at the employee's personal residence on state skeleton holidays. Work performed under this authority shall be approved in advance by the Director of the Appeals Office and must be verified by automated records, which includes audiotapes, and computer and telephone logs. Compensatory time is only granted when corresponding additional work is assigned.
22. **Transportation Services.** Out of the funds appropriated above in Strategy A.1.3, TANF Choices and Strategy A.1.5, Food Stamp Employment and Training, the Texas Workforce Commission shall enter into a memorandum of understanding with the Department of Transportation for the provision of transportation services provided to clients of the TANF Choices and Food Stamp Employment and Training programs during the 2008-09 biennium, pursuant to § 455.0015 of the Transportation Code and § 301.063 of the Labor Code, with \$6,403,882 in fiscal year 2008 and \$6,403,882 in fiscal year 2009 amounts in Strategy A.1.3, TANF Choices, and \$425,470 in fiscal year 2008 and \$425,470 in fiscal year 2009 amounts in Strategy A.1.5, Food Stamp Employment and Training in interagency contract receipts from the Department of Transportation appropriated to the Texas Workforce Commission for this purpose.
23. **Cash Flow Contingency for Texas Workforce Civil Rights Division.**
 - a. Contingent upon the receipt of federal funds allocated under the annual fixed cost performance based contracts and special projects with the U.S. Equal Employment Opportunity Commission and the U.S. Department of Housing and Urban Development, and upon the submission of monthly reports on all funds transfers and performance on all key measures to the Legislative Budget Board, Governor, and Comptroller of Public Accounts, the commission may temporarily utilize additional General Revenue Funds, pending the receipt of federal reimbursement, in an amount not to exceed 75 percent of the amount as specified in the notification letter of federal award to be received in each year of the biennium. The General Revenue amounts utilized above the General Revenue method of finance must be repaid upon receipt of federal reimbursement and shall be utilized only for the purpose of temporary cash flow needs. These transfers and repayments shall be credited to the fiscal year being reimbursed and shall be in accordance with procedures established by the Comptroller. All transfers of the method of finance shall be reported by the Texas Workforce Commission (TWC) Civil Rights Division to the Legislative Budget Board.
 - b. TWC Civil Rights Division may temporarily utilize additional General Revenue Funds pending reimbursement through interagency contracts in an amount not to exceed 50 percent of the estimated interagency contract receipts to be received each year of the biennium to be adjusted by actual contract amounts. The General Revenue amounts utilized above the General Revenue method of finance must be repaid upon receipt of interagency contract reimbursement and shall be utilized only for the purpose of temporary cash flow needs. These transfers and repayments shall be in accordance with procedures established by the Comptroller. Any contract balance at the end of the first fiscal year of the biennium is hereby appropriated to the second fiscal year of the biennium.
24. **Travel Expenditures.** The Texas Workforce Commission's Civil Rights Division is authorized to spend out of funds appropriated above up to \$1,500 per employee or Civil Rights Division's Board Member for each year of the biennium for out-of-state travel. This limitation shall not apply to out-of-state travel required by the U.S. Equal Employment Opportunity Commission or the U.S. Department of Housing and Urban Development if the cost of such travel is reimbursed by the federal government.
25. **Limitation on Texas Fair Housing Act Investigations or Prosecutions.** No funds appropriated by this Act may be used to investigate or prosecute under the Texas Fair Housing Act any otherwise lawful activity, engaged in by one or more persons, that is engaged solely for the purpose of preventing action by a government official or court of competent jurisdiction.

TEXAS WORKFORCE COMMISSION
(Continued)

26. **Child Care Benefit Costs Paid with Federal Funds.** The Texas Workforce Commission shall pay all benefit costs to the Employees Retirement System related to Full-Time Equivalents (FTE) for salaries in A.3.4, Child Care Administration with Federal Funds. No funds shall be paid for salaries in Strategy A.3.1, TANF Choices Child Care, Strategy A.3.2, Transitional Child Care, Strategy A.3.3, At-Risk Child Care, and Strategy A.3.5, Child Care for Foster Care Families.
27. **Temporary Assistance for Needy Families (TANF) Maintenance of Effort.** All General Revenue appropriated above for TANF maintenance of effort (MOE) shall be expended within the appropriate fiscal year for that purpose in order to secure the TANF federal block grant for the state. Out of funds appropriated above in Strategy A.3.1, TANF Choices Child Care, Strategy A.3.2, Transitional Child Care, and Strategy A.3.3, At-Risk Child Care, \$27,745,141 in General Revenue is appropriated for TANF MOE each fiscal year for TANF program Client Services or Grants. None of the General Revenue appropriated for TANF MOE in Strategy A.3.1, TANF Choices Child Care, Strategy A.3.2, Transitional Child Care, and Strategy A.3.3, At-Risk Child Care, may be transferred to any other item of appropriation or expended for any purpose other than the specific purpose for which the funds are appropriated. General Revenue may be transferred between the above mentioned three strategies.
28. **Local Matching Funds.** Child Care Mandatory and Matching Federal Funds appropriated above are based upon an estimated local match of \$26,776,946 each year of the biennium, which includes \$2,500,000 in Appropriated Receipts appropriated above each year of the biennium in Strategy A.3.3, At-Risk Child Care.
29. **School Readiness Models.** Out of federal funds appropriated to the Texas Workforce Commission in Strategies A.3.1, TANF Choices Child Care; A.3.2, Transitional Child Care; and A.3.3, At-Risk Child Care, TWC may make funds available to child care providers participating in integrated school readiness models developed by the State Center for Early Childhood Development at the University of Texas Health Science Center at Houston. This initiative shall be implemented in a way to avoid any decline in the number of children receiving child care during the 2008-09 biennium.
30. **Employment and Training Investment Assessment Reimbursement.** Amounts appropriated above in Strategy A.4.3, Unemployment Tax Collection, include an estimated amount of \$368,376 in GR-Dedicated Employment and Training Investment Holding Account No. 5128 each year for the purpose of reimbursing the Federal Government for collection costs associated with the Employment and Training Investment Assessment in compliance with the collection cost methodology approved by the U.S. Department of Labor.
31. **Project RIO Employment Retention Performance Measure.** The Texas Workforce Commission shall develop a statewide performance measure that captures the employment retention rate for participants who received post-release Project RIO services and report on the employment retention rate performance measure in the Project RIO strategic plan.
32. **West Texas Welding Program.** Out of funds appropriated above in Strategy A.2.1, Skills Development, the Texas Workforce Commission shall allocate \$1,300,000 in the fiscal year ending August 31, 2008, to a community college in West Texas for the purpose of supporting the expansion of instructional capacity, including building start-up costs, to provide increased training opportunities in welding and welding fabrication. Any unexpended balances of these funds remaining on August 31, 2008, may be used by the commission for the fiscal year beginning September 1, 2008, for the same purpose.
33. **Contingency for Senate Bill 50.**¹¹ Contingent on passage of Senate Bill 50, or similar legislation relating to early childhood education, by the Eightieth Legislature, Regular Session, the Texas Workforce Commission is appropriated \$10,000,000 in fiscal year 2008 and \$10,000,000 in fiscal year 2009 in TANF Federal Funds for the purpose of increasing child care reimbursement rates for certain child care providers for services provided to children who are younger than six years of age, according to the provisions of the legislation.

¹¹ SB 50, 80th Legislature, Regular Session, did not pass, resulting in a reduction of \$10,000,000 in Federal Funds each year.

TEXAS WORKFORCE COMMISSION
(Continued)

Out of TANF Federal Funds identified above, the Texas Workforce Commission shall transfer via interagency contract \$1,000,000 in fiscal year 2008 and \$1,000,000 in fiscal year 2009 to the Texas Education Agency to fund the management of early childhood education partnership projects, including the award of stipends, according to the provisions of the legislation.

**REIMBURSEMENTS TO THE UNEMPLOYMENT
COMPENSATION BENEFIT ACCOUNT**

	For the Years Ending	
	August 31, 2008	August 31, 2009
Method of Financing:		
GR Dedicated - Unemployment Compensation Special Administration Account No. 165, estimated	\$ 4,809,517	\$ 4,914,190
Interagency Transfers to the Unemployment Compensation Special Administration Account No. 165, estimated	10,117,353	10,337,547
Total, Method of Financing	<u>\$ 14,926,870</u>	<u>\$ 15,251,737</u>
This bill pattern represents an estimated 100% of this agency's estimated total available funds for the biennium.		
Items of Appropriation:		
A. Goal: STATE'S UC REIMBURSEMENT		
Reimburse UC Benefit Account 937 for UC Paid to Former State Employees.		
A.1.1. Strategy: STATE'S UC REIMBURSEMENT	\$ 14,926,870	\$ 15,251,737
Reimburse UC Benefit Account 937 for UC Paid to Former State Employees.		
Grand Total, REIMBURSEMENTS TO THE UNEMPLOYMENT COMPENSATION BENEFIT ACCOUNT	<u>\$ 14,926,870</u>	<u>\$ 15,251,737</u>
Object-of-Expense Informational Listing:		
Other Personnel Costs	<u>\$ 14,926,870</u>	<u>\$ 15,251,737</u>
Total, Object-of-Expense Informational Listing	<u>\$ 14,926,870</u>	<u>\$ 15,251,737</u>

- 1. Definition of Agency.** For the purposes of the Reimbursements to the Unemployment Compensation Benefit Account item, 'agency' includes a state agency as defined under § 2151.002, Government Code, which includes an institution of higher education (except a public junior college) as defined under § 61.003, Education Code.
- 2. Reimbursements to the Unemployment Compensation Benefit Account No. 937.** Reimbursements to the Unemployment Compensation Benefit Account No. 937 shall be made from:
 - Funds identified as GR-Dedicated - Unemployment Compensation Special Administration Account No. 165 above, which consists of penalty and interest receipts collected under Sections 213.021 and 213.022, Texas Labor Code.
 - Funds identified as Interagency Transfers to the Unemployment Compensation Special Administration Account No. 165 above, which consist of amounts transferred from other agencies' appropriations made elsewhere in this Act to state agencies in accordance with § 15.01, Reimbursements for Unemployment Benefits, in General Provisions of this Act.
- 3. Funding Source for Unemployment Compensation Special Administration Account No. 165.** Funds identified in the method of financing above, Unemployment Compensation Special Administration Account No. 165, include penalty and interest receipts collected under Sections 213.021 and 213.022, Texas Labor Code and authorized for the payment of unemployment compensation benefits to former state employees pursuant to Section 203.202, Texas Labor Code. These amounts are estimated and are to be utilized for amounts not paid by state agency reimbursements.

**REIMBURSEMENTS TO THE UNEMPLOYMENT
COMPENSATION BENEFIT ACCOUNT**
(Continued)

4. **Funding Source for Interagency Transfers to the Unemployment Compensation Special Administration Account No. 165.** Funds identified in the method of financing above, Interagency Transfers to the Unemployment Compensation Special Administration Account No. 165, include agency reimbursements from appropriations made elsewhere in this Act to GR-Dedicated Account No. 165. These amounts are estimated. Account No. 165 shall be reimbursed for one-half of the unemployment benefits paid from appropriations made in this Act to the state agency that previously employed each respective former state employee whose payroll warrants were originally issued in whole or in part from the General Revenue Fund, a dedicated General Revenue Account, Federal Funds or Other Funds, such as State Highway Fund No. 006.
5. **Proportionality Requirements for Agency Reimbursements related to Unemployment Compensation Benefits.** From information related to unemployment benefits paid on behalf of previously employed former state employees provided by the Texas Workforce Commission, the Comptroller shall determine the proportionate amount of the reimbursement or payment due from the General Revenue Fund, any General Revenue-Dedicated Accounts, Federal Funds or Other Funds from appropriations made elsewhere in this Act to state agencies. The Comptroller shall transfer these amounts of appropriations made elsewhere in this Act to the Unemployment Compensation Special Administration Account No 165. The amounts reimbursed pursuant to this provision are hereby appropriated to the Unemployment Compensation Special Administration Account No. 165 for the purpose of reimbursing the Unemployment Compensation Benefit Account No. 937. These reimbursement requirements may be waived, either in whole or in part, by the Legislative Budget Board.
6. **Cash Flow Contingency.** Contingent upon the receipt of state agency reimbursements, the Texas Workforce Commission (TWC) may temporarily utilize additional GR-Dedicated Unemployment Compensation Special Administration Account No. 165 funds, in an amount not to exceed the anticipated state agency reimbursement. The Account No. 165 amounts utilized above amounts appropriated from penalty and interest collections as identified in Rider 2(a) must be repaid upon receipt of state agency reimbursements for previously paid payroll warrants and shall be utilized only for the purpose of temporary cash flow needs. These transfers and repayments shall be credited to the fiscal year being reimbursed and shall be made in accordance with established state accounting procedures. All transfers of the method of finance shall be reported by the TWC on a monthly basis to the Legislative Budget Board and Governor.

RETIREMENT AND GROUP INSURANCE

	For the Years Ending	
	August 31, 2008	August 31, 2009
Method of Financing:		
General Revenue Fund, estimated	\$ 3,701,721	\$ 3,857,110
General Revenue Dedicated Accounts, estimated	2,987,142	3,051,952
Federal Funds, estimated	38,177,277	39,306,815
<u>Other Funds</u>		
Other Special State Funds, estimated	1,093,086	1,113,996
State Highway Fund No. 006, estimated	182,976,136	188,645,549
Subtotal, Other Funds	\$ 184,069,222	\$ 189,759,545
Total, Method of Financing	\$ 228,935,362	\$ 235,975,422
Items of Appropriation:		
A. Goal: EMPLOYEES RETIREMENT SYSTEM		

RETIREMENT AND GROUP INSURANCE
(Continued)

A.1.1. Strategy: RETIREMENT CONTRIBUTIONS ^{1, 2} Retirement Contributions. Estimated.	\$ 49,845,040	\$ 50,678,210
A.1.2. Strategy: GROUP INSURANCE ³ Group Insurance. Estimated.	<u>\$ 179,090,322</u>	<u>\$ 185,297,212</u>
Total, Goal A: EMPLOYEES RETIREMENT SYSTEM	<u>\$ 228,935,362</u>	<u>\$ 235,975,422</u>
Grand Total, RETIREMENT AND GROUP INSURANCE	<u><u>\$ 228,935,362</u></u>	<u><u>\$ 235,975,422</u></u>

¹ Incorporates Article IX, § 18.02 (d)(2), of this Act, relating to data center consolidation, which reduces retirement benefits proportionally with the number of full-time equivalents reduced from agency bill patterns, resulting in an All Funds reduction of \$394,553 in FY 2008 and \$394,552 in FY 2009.

² SB 1847, 80th Legislature, Regular Session, relating to collection of member contributions, did not pass, resulting in an All Funds reduction of \$1,913,102 in FY 2008 and \$1,941,798 in FY 2009.

³ Incorporates Article IX, § 18.02 (d)(3), of this Act, relating to data center consolidation, which reduces Group Insurance benefits proportionally with the number of full-time equivalents reduced from agency bill patterns, resulting in an All Funds reduction of \$868,017 in FY 2008 and \$868,016 in FY 2009.

SOCIAL SECURITY AND BENEFIT REPLACEMENT PAY

	For the Years Ending	
	August 31, 2008	August 31, 2009
Method of Financing:		
General Revenue Fund, estimated	\$ 1,011,567	\$ 1,019,838
General Revenue Dedicated Accounts, estimated	1,516,752	1,529,711
Federal Funds, estimated	11,334,297	11,418,741
<u>Other Funds</u>		
Other Special State Funds, estimated	488,853	493,377
State Highway Fund No. 006, estimated	54,119,354	54,483,668
Subtotal, Other Funds	<u>\$ 54,608,207</u>	<u>\$ 54,977,045</u>
Total, Method of Financing	<u><u>\$ 68,470,823</u></u>	<u><u>\$ 68,945,335</u></u>
Items of Appropriation:		
A. Goal: SOCIAL SECURITY/BENEFIT REPLACEMENT Comptroller - Social Security.		
A.1.1. Strategy: STATE MATCH -- EMPLOYER ¹ State Match — Employer. Estimated.	\$ 60,129,738	\$ 61,021,304
A.1.2. Strategy: BENEFIT REPLACEMENT PAY Benefit Replacement Pay. Estimated.	<u>\$ 8,341,085</u>	<u>\$ 7,924,031</u>
Total, Goal A: SOCIAL SECURITY/BENEFIT REPLACEMENT	<u>\$ 68,470,823</u>	<u>\$ 68,945,335</u>
Grand Total, SOCIAL SECURITY AND BENEFIT REPLACEMENT PAY	<u><u>\$ 68,470,823</u></u>	<u><u>\$ 68,945,335</u></u>

¹ Incorporates Article IX, § 18,02 (d)(1), of this Act, relating to the data center consolidation, which reduces Social Security benefits proportionally with the number of full-time equivalents reduced from agency bill patterns, resulting in an All Funds reduction of \$467,959 in FY 2008 and \$467,959 in FY 2009

BOND DEBT SERVICE PAYMENTS

	For the Years Ending	
	August 31,	August 31,
	2008	2009
Method of Financing:		
General Revenue Fund	\$ 7,715,631	\$ 11,352,258
Total, Method of Financing	\$ 7,715,631	\$ 11,352,258
Items of Appropriation:		
A. Goal: FINANCE CAPITAL PROJECTS		
A.1.1. Strategy: BOND DEBT SERVICE	\$ 7,715,631	\$ 11,352,258
		& UB
To Texas Public Finance Authority for Payment of Bond Debt Service.		
Grand Total, BOND DEBT SERVICE PAYMENTS	\$ 7,715,631	\$ 11,352,258

LEASE PAYMENTS

	For the Years Ending	
	August 31,	August 31,
	2008	2009
Method of Financing:		
General Revenue Fund	\$ 741,198	\$ 812,714
Total, Method of Financing	\$ 741,198	\$ 812,714
Items of Appropriation:		
A. Goal: FINANCE CAPITAL PROJECTS		
A.1.1. Strategy: LEASE PAYMENTS ¹	\$ 741,198	\$ 812,714
		& UB
To TFC for Payment to TPFA.		
Grand Total, LEASE PAYMENTS	\$ 741,198	\$ 812,714

¹ HB 3560, 80th Legislature, Regular Session, abolished the Texas Building and Procurement Commission (TBPC) and created the Texas Facilities Commission (TFC), effective September 1, 2007.

**RECAPITULATION - ARTICLE VII
BUSINESS AND ECONOMIC DEVELOPMENT
(General Revenue)¹**

	For the Years Ending	
	August 31, 2008	August 31, 2009
Department of Housing and Community Affairs	\$ 7,219,287	\$ 7,262,372
Texas Lottery Commission	15,160,877	15,431,376
Office of Rural Community Affairs	8,601,529	3,606,532
Department of Transportation	304,314,182	4,329,072
Texas Workforce Commission	<u>114,198,727</u>	<u>112,906,179</u>
Subtotal, Business and Economic Development	<u>\$ 449,494,602</u>	<u>\$ 143,535,531</u>
Retirement and Group Insurance	3,701,721	3,857,110
Social Security and Benefit Replacement Pay	<u>1,011,567</u>	<u>1,019,838</u>
Subtotal, Employee Benefits	<u>\$ 4,713,288</u>	<u>\$ 4,876,948</u>
Bond Debt Service Payments	7,715,631	11,352,258
Lease Payments	<u>741,198</u>	<u>812,714</u>
Subtotal, Debt Service	<u>\$ 8,456,829</u>	<u>\$ 12,164,972</u>
TOTAL, ARTICLE VII - BUSINESS AND ECONOMIC DEVELOPMENT	<u><u>\$ 462,664,719</u></u>	<u><u>\$ 160,577,451</u></u>

¹ Appropriation figures in HB 1, Conference Committee Report, 80th Legislature, Regular Session, have been adjusted to incorporate certain provisions elsewhere in agency bill patterns, certain Article IX appropriations, Governor’s vetoes, HB 15, and other miscellaneous bills. For specific adjustments, please see agency bill patterns.

**RECAPITULATION - ARTICLE VII
BUSINESS AND ECONOMIC DEVELOPMENT
(General Revenue - Dedicated)¹**

	For the Years Ending	
	August 31, 2008	August 31, 2009
Texas Lottery Commission	\$ 194,659,173	\$ 195,503,860
Office of Rural Community Affairs	1,989,204	1,989,204
Department of Transportation	620,561	613,743
Texas Workforce Commission	5,762,356	5,762,354
Reimbursements to the Unemployment Compensation Benefit Account	<u>4,809,517</u>	<u>4,914,190</u>
 Subtotal, Business and Economic Development	 <u>\$ 207,840,811</u>	 <u>\$ 208,783,351</u>
 Retirement and Group Insurance	 2,987,142	 3,051,952
Social Security and Benefit Replacement Pay	<u>1,516,752</u>	<u>1,529,711</u>
 Subtotal, Employee Benefits	 <u>\$ 4,503,894</u>	 <u>\$ 4,581,663</u>
 TOTAL, ARTICLE VII - BUSINESS AND ECONOMIC DEVELOPMENT	 <u><u>\$ 212,344,705</u></u>	 <u><u>\$ 213,365,014</u></u>

¹ Appropriation figures in HB 1, Conference Committee Report, 80th Legislature, Regular Session, have been adjusted to incorporate certain provisions elsewhere in agency bill patterns, certain Article IX appropriations, Governor’s vetoes, HB 15, and other miscellaneous bills. For specific adjustments, please see agency bill patterns.

**RECAPITULATION - ARTICLE VII
BUSINESS AND ECONOMIC DEVELOPMENT
(Federal Funds)¹**

	For the Years Ending	
	August 31, 2008	August 31, 2009
	<u>2008</u>	<u>2009</u>
Department of Housing and Community Affairs	\$ 128,733,144	\$ 128,697,779
Office of Rural Community Affairs	79,425,540	79,425,540
Department of Transportation	3,301,346,587	3,189,073,591
Texas Workforce Commission	<u>925,106,687</u>	<u>926,610,030</u>
Subtotal, Business and Economic Development	<u>\$ 4,434,611,958</u>	<u>\$ 4,323,806,940</u>
Retirement and Group Insurance	38,177,277	39,306,815
Social Security and Benefit Replacement Pay	<u>11,334,297</u>	<u>11,418,741</u>
Subtotal, Employee Benefits	<u>\$ 49,511,574</u>	<u>\$ 50,725,556</u>
TOTAL, ARTICLE VII - BUSINESS AND ECONOMIC DEVELOPMENT	<u><u>\$ 4,484,123,532</u></u>	<u><u>\$ 4,374,532,496</u></u>

¹ Appropriation figures in HB 1, Conference Committee Report, 80th Legislature, Regular Session, have been adjusted to incorporate certain provisions elsewhere in agency bill patterns, certain Article IX appropriations, Governor’s vetoes, HB 15, and other miscellaneous bills. For specific adjustments, please see agency bill patterns.

**RECAPITULATION - ARTICLE VII
BUSINESS AND ECONOMIC DEVELOPMENT
(Other Funds)¹**

	For the Years Ending	
	August 31, 2008	August 31, 2009
Department of Housing and Community Affairs	\$ 16,654,815	\$ 16,855,851
Office of Rural Community Affairs	458,344	458,344
Department of Transportation	5,114,771,326	5,003,897,831
Texas Workforce Commission	30,571,146	30,635,841
Reimbursements to the Unemployment Compensation Benefit Account	<u>10,117,353</u>	<u>10,337,547</u>
 Subtotal, Business and Economic Development	 <u>\$ 5,172,572,984</u>	 <u>\$ 5,062,185,414</u>
 Retirement and Group Insurance	 184,069,222	 189,759,545
Social Security and Benefit Replacement Pay	<u>54,608,207</u>	<u>54,977,045</u>
 Subtotal, Employee Benefits	 <u>\$ 238,677,429</u>	 <u>\$ 244,736,590</u>
 Less Interagency Contracts	 <u>\$ 81,401,242</u>	 <u>\$ 30,573,150</u>
 TOTAL, ARTICLE VII - BUSINESS AND ECONOMIC DEVELOPMENT	 <u><u>\$ 5,329,849,171</u></u>	 <u><u>\$ 5,276,348,854</u></u>

¹ Appropriation figures in HB 1, Conference Committee Report, 80th Legislature, Regular Session, have been adjusted to incorporate certain provisions elsewhere in agency bill patterns, certain Article IX appropriations, Governor’s vetoes, HB 15, and other miscellaneous bills. For specific adjustments, please see agency bill patterns.

**RECAPITULATION - ARTICLE VII
BUSINESS AND ECONOMIC DEVELOPMENT
(All Funds)¹**

	For the Years Ending	
	August 31, 2008	August 31, 2009
Department of Housing and Community Affairs	\$ 152,607,246	\$ 152,816,002
Texas Lottery Commission	209,820,050	210,935,236
Office of Rural Community Affairs	90,474,617	85,479,620
Department of Transportation	8,721,052,656	8,197,914,237
Texas Workforce Commission	1,075,638,916	1,075,914,404
Reimbursements to the Unemployment Compensation Benefit Account	<u>14,926,870</u>	<u>15,251,737</u>
 Subtotal, Business and Economic Development	 <u>\$ 10,264,520,355</u>	 <u>\$ 9,738,311,236</u>
 Retirement and Group Insurance	 228,935,362	 235,975,422
Social Security and Benefit Replacement Pay	<u>68,470,823</u>	<u>68,945,335</u>
 Subtotal, Employee Benefits	 <u>\$ 297,406,185</u>	 <u>\$ 304,920,757</u>
 Bond Debt Service Payments	 7,715,631	 11,352,258
Lease Payments	<u>741,198</u>	<u>812,714</u>
 Subtotal, Debt Service	 <u>\$ 8,456,829</u>	 <u>\$ 12,164,972</u>
 Less Interagency Contracts	 <u>\$ 81,401,242</u>	 <u>\$ 30,573,150</u>
 TOTAL, ARTICLE VII - BUSINESS AND ECONOMIC DEVELOPMENT	 <u><u>\$ 10,488,982,127</u></u>	 <u><u>\$ 10,024,823,815</u></u>
 Number of Full-Time-Equivalents (FTE)	 18,548.6	 18,545.7

¹ Appropriation figures in HB 1, Conference Committee Report, 80th Legislature, Regular Session, have been adjusted to incorporate certain provisions elsewhere in agency bill patterns, certain Article IX appropriations, Governor’s vetoes, HB 15, and other miscellaneous bills. For specific adjustments, please see agency bill patterns.

ARTICLE VIII

REGULATORY

Sec. 1. The several sums of money herein specified, or so much thereby as may be necessary, are appropriated out of any funds in the State Treasury not otherwise appropriated, or out of special funds as indicated, for the support, maintenance, or improvement of the designated regulatory agencies.

STATE OFFICE OF ADMINISTRATIVE HEARINGS

	For the Years Ending	
	August 31, 2008	August 31, 2009
Method of Financing:		
General Revenue Fund	\$ 3,258,879	\$ 3,258,878
<u>Other Funds</u>		
State Highway Fund No. 006	3,148,692	3,148,691
Appropriated Receipts	150,000	150,000
Interagency Contracts	2,343,641	2,343,641
Subtotal, Other Funds	<u>\$ 5,642,333</u>	<u>\$ 5,642,332</u>
Total, Method of Financing	<u><u>\$ 8,901,212</u></u>	<u><u>\$ 8,901,210</u></u>
This bill pattern represents an estimated 100% of this agency's estimated total available funds for the biennium.		
Number of Full-Time-Equivalents (FTE):	114.0	114.0
Schedule of Exempt Positions:		
Chief Administrative Law Judge, Group 5	\$118,625	\$118,625
Items of Appropriation:		
A. Goal: ADMINISTRATIVE HEARINGS		
Provide for a Fair and Efficient Administrative Hearings Process.		
A.1.1. Strategy: CONDUCT HEARINGS	\$ 7,818,246	\$ 7,818,245
Conduct Hearings and Prepare Proposals for Decisions and Final Orders.		
A.2.1. Strategy: CONDUCT ALT DISPUTE RESOLUTION	<u>\$ 224,022</u>	<u>\$ 224,021</u>
Conduct Alternative Dispute Resolution Proceedings.		
Total, Goal A: ADMINISTRATIVE HEARINGS	<u>\$ 8,042,268</u>	<u>\$ 8,042,266</u>
B. Goal: INDIRECT ADMINISTRATION		
B.1.1. Strategy: INDIRECT ADMINISTRATION	\$ 858,944	\$ 858,944
Grand Total, STATE OFFICE OF ADMINISTRATIVE HEARINGS	<u><u>\$ 8,901,212</u></u>	<u><u>\$ 8,901,210</u></u>
Object-of-Expense Informational Listing:		
Salaries and Wages	\$ 7,204,104	\$ 7,204,104
Other Personnel Costs	153,843	153,843
Professional Fees and Services	34,138	34,137
Consumable Supplies	63,519	63,519
Utilities	116,359	116,359
Travel	77,500	77,500
Rent - Building	217,595	217,595
Rent - Machine and Other	27,007	27,007
Other Operating Expense	1,007,147	1,007,146
Total, Object-of-Expense Informational Listing	<u><u>\$ 8,901,212</u></u>	<u><u>\$ 8,901,210</u></u>
Estimated Allocations for Employee Benefits and Debt Service Appropriations Made Elsewhere in this Act:		
<u>Employee Benefits</u>		
Retirement	\$ 398,347	\$ 404,322

STATE OFFICE OF ADMINISTRATIVE HEARINGS
(Continued)

Group Insurance	622,207	631,375
Social Security	483,450	490,701
Benefits Replacement	<u>49,199</u>	<u>46,739</u>
Subtotal, Employee Benefits	<u>\$ 1,553,203</u>	<u>\$ 1,573,137</u>
<u>Debt Service</u>		
Lease Payments	<u>\$ 489,599</u>	<u>\$ 480,663</u>
Total, Estimated Allocations for Employee Benefits and Debt Service Appropriations Made Elsewhere in this Act	<u>\$ 2,042,802</u>	<u>\$ 2,053,800</u>

1. **Performance Measure Targets.** The following is a listing of the key performance target levels for the State Office of Administrative Hearings. It is the intent of the Legislature that appropriations made by this Act be utilized in the most efficient and effective manner possible to achieve the intended mission of the State Office of Administrative Hearings. In order to achieve the objectives and service standards established by this Act, the State Office of Administrative Hearings shall make every effort to attain the following designated key performance target levels associated with each item of appropriation.

	<u>2008</u>	<u>2009</u>
A. Goal: ADMINISTRATIVE HEARINGS		
Outcome (Results/Impact):		
Percentage of Participants Surveyed Expressing Satisfaction with Overall Process	76%	76%
Percentage of Proposed Decisions Related to Tax Hearings Issued by Administrative Law Judges within 40 Days of Record Closing	98%	98%
A.1.1. Strategy: CONDUCT HEARINGS		
Output (Volume):		
Number of Administrative License Revocation Cases Disposed	27,701	27,701
Number of Cases Disposed	33,400	33,400
Number of Administrative Fine Cases Disposed	206	206
Percent of Available Administrative Law Judge Time Spent on Case Work	100%	100%
Number of Final Decisions Related to Tax Hearings Rendered by Administrative Law Judges	1,400	1,400
Efficiencies:		
Average Cost Per Case	204.41	204.41
Average Number of Days from Close of Record to Issuance of Proposal for Decision - Major Hearings	54.03	54.03
Average Time to Dispose of a Case (Median Number of Days)	167.5	167.5
Average Length of Time (Work Days) Taken to Issue a Proposed Decision Related to Tax Hearings Following Record Closing	9.5	9.5
Explanatory:		
Number of Cases Received	31,202	31,202
Number of Agencies Served	51	51
A.2.1. Strategy: CONDUCT ALT DISPUTE RESOLUTION		
Efficiencies:		
Average Cost Per Alternative Dispute Resolution Proceeding	1,939	1,939
Explanatory:		
Number of Alternative Dispute Resolution Cases Requested or Referred	344	344

2. **Capital Budget.** None of the funds appropriated may be expended for capital budget items except as listed below. The amounts shown below shall be expended only for the purposes shown and are not available for expenditure for other purposes. Amounts appropriated above and identified in this provision as appropriations either for "Lease Payments to the Master Lease Purchase Program" or for items with a "(MLPP)" notation shall be expended only for the purpose of making lease-purchase payments to the Texas Public Finance Authority pursuant to the provisions of Government Code § 1232.103. Upon approval from the Legislative Budget Board, capital budgeted funds listed below under "Acquisition of Information Resource Technologies" may be used to lease information resources hardware and/or software, if determined by agency management to be in the best interest of the State of Texas.

STATE OFFICE OF ADMINISTRATIVE HEARINGS
(Continued)

	<u>2008</u>	<u>2009</u>
a. Acquisition of Information Resource Technologies		
(1) Electronic Filing System	\$ 30,000	\$ 30,000
Total, Capital Budget	<u>\$ 30,000</u>	<u>\$ 30,000</u>

Method of Financing (Capital Budget):

Interagency Contracts	<u>\$ 30,000</u>	<u>\$ 30,000</u>
Total, Method of Financing	<u>\$ 30,000</u>	<u>\$ 30,000</u>

3. **Renegotiation of Lump Sum Contract.** Appropriations made above in Strategy A.1.1, Conduct Hearings, include \$938,860 in fiscal year 2008 and \$938,860 in fiscal year 2009 in Interagency Contracts to fund the Natural Resources Division for the purpose of conducting hearings for the Texas Commission on Environmental Quality (TCEQ). The State Office of Administrative Hearings (SOAH) and TCEQ may not enter into a contract for an amount less than the specified amounts herein above. If SOAH determines, at the end of each fiscal year, that the amount paid under the contract exceeds the funding necessary for the Natural Resources Division, it shall refund the difference. If SOAH determines that these amounts are insufficient to fund the Natural Resources Division it may enter into negotiations with the TCEQ in order to renegotiate an interagency contract in a manner which will provide it with additional funds, provided that SOAH shall not be appropriated any state funds from such renegotiated interagency contract until it gives prior written notice to the Legislative Budget Board and the Governor, accompanied by written permission of the TCEQ.
4. **Benefit Collection.** Agencies that enter into contracts with the State Office of Administrative Hearings (SOAH), for the purpose of performing the hearings function, and make payments to SOAH from funding sources other than General Revenue, must reimburse SOAH for employee benefit costs for salaries and wages. These reimbursements to SOAH will then be paid to the General Revenue Fund in proportion to the source of funds from which the respective salary or wage is paid.
5. **Contingency Appropriation for Expanded Jurisdiction.** Contingent on the enactment of legislation by the Eightieth Legislature transferring the hearings functions of other state agencies to the State Office of Administrative Hearings (SOAH), or otherwise expanding the jurisdiction of the office, SOAH is hereby authorized to expend funds transferred to the office from those agencies or funds appropriated for the purpose of handling the expanded jurisdiction, pursuant to provisions elsewhere in this Act. Appropriations authorized pursuant to this provision may be expended only to implement the transferred functions or expanded jurisdiction. All funds collected by SOAH as payment for, or reimbursement of, the office's costs of providing services to other state agencies or governmental entities, or others as directed by the Legislature, are appropriated to SOAH for its use during the biennium.
6. **Hearings Activity Report.** By May 1st and November 1st of each fiscal year, the State Office of Administrative Hearings (SOAH) shall submit to the Legislative Budget Board and the Governor a report detailing hearings activity conducted during the prior two fiscal year quarters. The report shall indicate, for each agency served, the person hours allocated to the agency's cases and the cost, both direct and indirect, of conducting the hearings. The report shall also indicate, for each agency served, the number of cases received, the number of cases disposed of, the number of administrative fine cases disposed of and the median number of days between the date a case is received by SOAH and the date the case is finally disposed of, during the reporting period.
7. **Interagency Contract for Administrative Law Judge Training.** Out of funds appropriated above, the State Office of Administrative Hearings shall contract in the amount of \$25,000 for training of Administrative Law Judges. Any amounts not expended as of August 31, 2008, are appropriated for the fiscal year beginning September 1, 2008. The State Office of Administrative Hearings' travel expenses, including travel expenses incurred by staff for out-of-state travel related to Administrative Law Judge training, are limited to the amount established in this rider.
8. **Contingency for Additional Self-directed Semi-independent Agency Pilot Projects.** Contingent upon additional agencies added as a self-directed semi-independent (SDSI) agency

STATE OFFICE OF ADMINISTRATIVE HEARINGS
(Continued)

pilot project by the Legislature during the 2008-09 biennium, any agency added as a SDSI pilot project that is listed in Rider 9 shall be removed from the exemption granted in Rider 9 below.

9. Billing Rate for Workload.

- a. Unless otherwise provided, amounts appropriated above and elsewhere in this Act for funding for the payment of costs associated with administrative hearings conducted by the State Office of Administrative Hearings (SOAH) are based on an hourly rate of \$100 per hour for each hour of work performed during each fiscal year as reflected by the SOAH's Legislative Appropriation Request and Hearings Activity Report to the Eightieth Legislature.
- b. Notwithstanding other provisions in this act, amounts for the payment of costs associated with administrative hearings conducted by SOAH for the Comptroller of Public Accounts shall be established through an interagency contract between the two agencies. The contract shall provide funding for hearings on tax issues conducted by Master Administrative Law Judge IIs in a separate tax division within SOAH that have expertise in state tax and shall specify the salaries of the judges within the division.
- c. Amounts appropriated above in Strategy A.1.1, Conduct Hearings, to SOAH from the General Revenue Fund include funding in each year of the biennium for billable casework hours performed by SOAH for conducting administrative hearings at the rate determined by SOAH and approved by the Legislature for the following agencies that do not have appropriations for paying SOAH costs for administrative hearings and are not subject to subsection (a) of this Section:
 - (1) Appraiser Licensing and Certification Board
 - (2) Board of Chiropractic Examiners
 - (3) Credit Union Department
 - (4) Texas State Board of Dental Examiners
 - (5) Funeral Service Commission
 - (6) Board of Professional Geoscientists
 - (7) Board of Professional Land Surveying
 - (8) Texas Medical Board
 - (9) Board of Nurse Examiners
 - (10) Optometry Board
 - (11) Structural Pest Control Board
 - (12) Board of Pharmacy
 - (13) Executive Council of Physical Therapy and Occupational Therapy Examiners
 - (14) Board of Plumbing Examiners
 - (15) Board of Podiatric Medical Examiners
 - (16) Board of Examiners of Psychologists
 - (17) Board of Tax Professional Examiners
 - (18) Board of Veterinary Medical Examiners
 - (19) Secretary of State
 - (20) Securities Board
 - (21) Public Utility Commission of Texas
 - (22) Teacher Retirement System
 - (23) Fire Fighters' Pension Commissioner
 - (24) Employees Retirement System
 - (25) Department of Housing and Community Affairs
 - (26) Texas Lottery Commission
 - (27) Department of Public Safety (Non-Administrative License Revocation Hearings)
 - (28) Commission on Law Enforcement Officer Standards and Education
 - (29) Commission on Fire Protection
 - (30) Department of Insurance (not including the Division of Workers' Compensation)
 - (31) Alcoholic Beverage Commission
 - (32) Racing Commission
 - (33) Department of Agriculture
 - (34) Department of Transportation

STATE OFFICE OF ADMINISTRATIVE HEARINGS
(Continued)

- (35) Higher Education Coordinating Board
- (36) Parks and Wildlife Department
- (37) Department of Licensing and Regulation

DEPARTMENT OF BANKING

	For the Years Ending	
	August 31, 2008	August 31, 2009
Method of Financing:		
General Revenue Fund	\$ 18,030,932	\$ 17,798,929
Appropriated Receipts	<u>11,100</u>	<u>11,100</u>
Total, Method of Financing	<u>\$ 18,042,032</u>	<u>\$ 17,810,029</u>
Other Direct and Indirect Costs Appropriated Elsewhere in this Act	\$ 2,089,585	\$ 2,103,307
This bill pattern represents an estimated 100% of this agency's estimated total available funds for the biennium.		
Number of Full-Time-Equivalents (FTE):	222.5	222.5
Schedule of Exempt Positions:		
Banking Commissioner, Group 5	\$136,191	\$136,191
Items of Appropriation:		
A. Goal: EFFECTIVE REGULATION		
Effective Supervision and Regulation of Banks and Other Licensees.		
A.1.1. Strategy: BANK EXAMINATION	\$ 8,249,369	\$ 8,096,822
Examine Banks, Trust Companies and Foreign Bank Agencies.		
A.2.1. Strategy: NON-BANK EXAMINATION	\$ 1,517,915	\$ 1,483,875
Perform Examinations of Non-bank Licensees.		
A.3.1. Strategy: APPLICATION PROCESSING	<u>\$ 402,228</u>	<u>\$ 398,861</u>
Process Applications and Information.		
Total, Goal A: EFFECTIVE REGULATION	<u>\$ 10,169,512</u>	<u>\$ 9,979,558</u>
B. Goal: FINANCE COMMISSION OVERSIGHT		
Regulatory Oversight of Finance Commission Agencies.		
B.1.1. Strategy: REGULATORY SUPPORT	\$ 150,861	\$ 150,859
Support Efforts of Finance-related Regulatory Agencies of the State.		
C. Goal: INDIRECT ADMINISTRATION		
C.1.1. Strategy: INDIRECT ADMINISTRATION	\$ 2,171,227	\$ 2,129,180
D. Goal: REGULATORY RESPONSE		
D.1.1. Strategy: CONTINGENCY REGULATORY RESPONSE	\$ 5,550,432	\$ 5,550,432
Bank/Non-Bank Examination Contingency Appropriation. Nontransferable.		
Grand Total, DEPARTMENT OF BANKING	<u>\$ 18,042,032</u>	<u>\$ 17,810,029</u>
Object-of-Expense Informational Listing:		
Salaries and Wages	\$ 13,626,783	\$ 13,626,782
Other Personnel Costs	618,834	461,834
Professional Fees and Services	154,020	154,019
Consumable Supplies	113,360	113,359
Utilities	146,198	146,197
Travel	2,079,009	2,079,010
Rent - Building	102,312	102,313
Rent - Machine and Other	27,861	27,860

DEPARTMENT OF BANKING
(Continued)

Other Operating Expense	891,305	891,305
Capital Expenditures	<u>282,350</u>	<u>207,350</u>
Total, Object-of-Expense Informational Listing	<u>\$ 18,042,032</u>	<u>\$ 17,810,029</u>

Estimated Allocations for Employee Benefits and Debt Service Appropriations Made Elsewhere in this Act:

<u>Employee Benefits</u>		
Retirement	\$ 587,108	\$ 595,915
Group Insurance	1,011,817	1,032,989
Social Security	712,539	723,227
Benefits Replacement	<u>62,317</u>	<u>59,201</u>
Subtotal, Employee Benefits	<u>\$ 2,373,781</u>	<u>\$ 2,411,332</u>
<u>Debt Service</u>		
Lease Payments	<u>\$ 956</u>	<u>\$ 1,078</u>
Total, Estimated Allocations for Employee Benefits and Debt Service Appropriations Made Elsewhere in this Act	<u>\$ 2,374,737</u>	<u>\$ 2,412,410</u>

1. **Performance Measure Targets.** The following is a listing of the key performance target levels for the Department of Banking. It is the intent of the Legislature that appropriations made by this Act be utilized in the most efficient and effective manner possible to achieve the intended mission of the Department of Banking. In order to achieve the objectives and service standards established by this Act, the Department of Banking shall make every effort to attain the following designated key performance target levels associated with each item of appropriation.

	<u>2008</u>	<u>2009</u>
A. Goal: EFFECTIVE REGULATION		
Outcome (Results/Impact):		
Percentage of Banks Receiving Examinations When Due	95%	95%
Percentage of Money Service Business Licensees Examined by Special Audit When Due	85%	85%
Percentage of Bank and Trust, Money Service Business and Private Child Support Enforcement Agency Registration and Renewal Applications Completed within the Statutory Time Period	90%	90%
A.1.1. Strategy: BANK EXAMINATION		
Output (Volume):		
Number of Bank and Foreign Bank Examinations Performed	125	123
Number of Trust Company, Trust Department, and Information Technology Examinations or Certifications and Other Specialized Reviews Performed	189	179
Explanatory:		
Percentage of State-chartered Bank Assets in Banks Classified Safe and Sound	97%	97%
A.2.1. Strategy: NON-BANK EXAMINATION		
Output (Volume):		
Number of Special Audit Licensees Examined	657	665
A.3.1. Strategy: APPLICATION PROCESSING		
Output (Volume):		
Number of Bank and Trust Applications, Notices, and Filings, Money Service Business License, and Private Child Support Enforcement Agency Registration and Renewal Applications Completed	380	353

2. **Capital Budget.** None of the funds appropriated above may be expended for capital budget items except as listed below. The amounts shown below shall be expended only for the purposes shown and are not available for expenditure for other purposes. Amounts appropriated above and identified in this provision as appropriations either for "Lease Payments to the Master Lease Purchase Program" or for items with an "(MLPP)" notation shall be expended only for the purpose of making lease-purchase payments to the Texas Public Finance Authority pursuant to the provisions of Government Code § 1232.103. Upon approval from the Legislative Budget Board, capital budgeted funds listed below under "Acquisition of Information Resource Technologies" may be used to lease information resources hardware and/or software, if determined by agency management to be in the best interest of the State of Texas.

DEPARTMENT OF BANKING
(Continued)

	<u>2008</u>	<u>2009</u>
a. Acquisition of Information Resource Technologies		
(1) Purchase Computer Equipment	\$ 175,000	\$ 100,000
Total, Capital Budget	<u>\$ 175,000</u>	<u>\$ 100,000</u>

Method of Financing (Capital Budget):

General Revenue Fund	\$ 175,000	\$ 100,000
Total, Method of Financing	<u>\$ 175,000</u>	<u>\$ 100,000</u>

- 3. Appropriation of Receipts.** Funds received by the Department of Banking pursuant to supervision or conservatorship proceedings as authorized under Texas Finance Code § 35.101-35.113, (estimated to be \$5,000 each year) are included in amounts appropriated above to the department in Strategy A.1.1, Bank Examination, to pay costs incidental to such proceedings, including the salary and per diem expenses of the appointed supervisor or conservator.
- 4. Contingency Appropriation: State Regulatory Response.**
- a. Amounts appropriated above to the Department of Banking not to exceed \$5,550,432 each fiscal year in General Revenue in Strategy D.1.1, Contingency Regulatory Response, and 56.5 Full-Time-Equivalents (FTE) positions each fiscal year included above in the "Number of Full-Time-Equivalents (FTE)" are contingent upon a finding of fact by the Finance Commission that additional resources are needed by the Department of Banking because:
- (1) the number of exams required for the state-chartered commercial banking industry under the jurisdiction of the Department of Banking, determined either as a function of assets, number of institutions, expanded specialty areas, or relative proportion of problem banks or problem bank assets in the state system, increases to a point where additional appropriations are required to maintain adequate regulation of the industry;
 - (2) federal regulatory resources applied to the Texas state-chartered commercial banking industry, determined as a function of assets, have been reduced; or
 - (3) the Department of Banking is unable to maintain adequate supervision of the industry and is unable to meet its examination frequency performance measures due to reductions in the quality or quantity of its examination staff, resulting either from examiner turnover, or an inability to recruit adequately qualified examiners because of salary levels.
- b. None of the funds appropriated above in Strategy D.1.1, Contingency Regulatory Response, above may be expended and none of the 56.5 Full-Time-Equivalents (FTE) positions each fiscal year included above in the "Number of Full-Time-Equivalents (FTE)" may be used by the Department of Banking unless the Finance Commission files a finding of fact with the Governor and the Legislative Budget Board and neither the Governor nor the Legislative Budget Board issues a written disapproval not later than:
- (1) the 10th day after the date the staff of the Legislative Budget Board concludes its review of the findings of fact and forwards those findings of fact along with the conclusions or comments of the Legislative Budget Board staff to the Chair of the House Appropriations Committee, Chair of the Senate Finance Committee, Speaker of the House, and Lieutenant Governor; and
 - (2) within 10 business days of the receipt of the finding of fact by the Governor.
- c. The appropriations above in Strategy D.1.1, Contingency Regulatory Response, and 56.5 Full-Time-Equivalents (FTE) positions each fiscal year included above in the "Number of Full-Time-Equivalents (FTE)" are also contingent upon the Department of Banking generating sufficient additional fee revenues to cover these contingency appropriations and related employee benefits, and providing such information as may be deemed necessary by the Comptroller of Public Accounts to issue a finding of fact that the

DEPARTMENT OF BANKING
(Continued)

increased revenues will be available to fund the increased appropriation. These increased revenues must exceed \$12,151,000 for fiscal year 2008 and \$12,076,000 for fiscal year 2009 (Object Code 3172) contained in the Comptroller of Public Accounts' Biennial Revenue Estimate.

- d. Funds appropriated above in Strategy D.1.1, Contingency Regulatory Response, and 56.5 Full-Time-Equivalents (FTE) positions each fiscal year included above in the "Number of Full-Time-Equivalents (FTE)" may only be used to address issues included in the finding of fact submitted to the Governor and the Legislative Budget Board pursuant to subsection (b) above, and apply only to the 2008-09 biennium unless otherwise appropriated. It is the intent of the Legislature that these funds not be included in base level funding requests for the 2010-11 biennium.
5. **Federal Per Diem Authorized.** Employees of the Department of Banking may be authorized reimbursement for travel expenses from amounts appropriated above, including mileage, at a rate equal to that paid by federal counterpart agencies when traveling on official state business relating to the agency's regulatory responsibilities.
6. **Overnight Travel Stipend.** Department of Banking examiners, when traveling on examination assignments relating to the agency's regulatory responsibilities, may receive an overnight travel stipend for any overnight stays in excess of 60 days per fiscal year. The stipend shall be paid annually in August and the daily rate may not exceed the rate set by the Federal Deposit Insurance Corporation.
7. **Out-of-State Travel Cap Exemption.** Out of the funds appropriated above, expenditures for out-of-state travel by the Department of Banking are limited to \$70,000 in fiscal 2008 and \$70,000 in fiscal year 2009. Travel related to regulatory matters, including examinations, inspections and the training of financial examiners is exempt from this limitation.
8. **Unexpended Balance Authority.** The unobligated and unexpended balances of appropriations to the Department of Banking for the fiscal year ending August 31, 2008, are hereby appropriated to the Department of Banking for the same purposes for the fiscal year ending August 31, 2009.

BOARD OF CHIROPRACTIC EXAMINERS

	For the Years Ending	
	August 31, 2008	August 31, 2009
Method of Financing:		
General Revenue Fund	\$ 433,076	\$ 423,276
Appropriated Receipts	28,500	28,500
Total, Method of Financing	<u>\$ 461,576</u>	<u>\$ 451,776</u>
Other Direct and Indirect Costs Appropriated Elsewhere in this Act	\$ 141,694	\$ 141,919
This bill pattern represents an estimated 100% of this agency's estimated total available funds for the biennium.		
Number of Full-Time-Equivalents (FTE):	8.5	8.5
Schedule of Exempt Positions:		
Executive Director, Group 1	\$61,600	\$61,600
Items of Appropriation:		
A. Goal: ENSURE PUBLIC PROTECTION Provide Public Protection through Enforcement of Chiropractic Statutes.		
A.1.1. Strategy: LICENSING SYSTEM Operate a Comprehensive Licensing System for Chiropractors.	\$ 135,812	\$ 134,288

BOARD OF CHIROPRACTIC EXAMINERS
(Continued)

A.1.2. Strategy: TEXASONLINE TexasOnline. Estimated and Nontransferable.	\$	29,850	\$	29,850
A.2.1. Strategy: ENFORCEMENT Provide a System to Investigate and Resolve Complaints.	\$	156,110	\$	150,450
Total, Goal A: ENSURE PUBLIC PROTECTION	\$	321,772	\$	314,588
B. Goal: INDIRECT ADMINISTRATION				
B.1.1. Strategy: LICENSING INDIRECT ADMINISTRATION Indirect Administration for Licensing system.	\$	70,852	\$	68,844
B.1.2. Strategy: ENFORCEMENT INDIRECT ADMINISTRATION Indirect Administration for Enforcement.	\$	68,952	\$	68,344
Total, Goal B: INDIRECT ADMINISTRATION	\$	139,804	\$	137,188
Grand Total, BOARD OF CHIROPRACTIC EXAMINERS	\$	461,576	\$	451,776
Object-of-Expense Informational Listing:				
Salaries and Wages	\$	324,114	\$	324,114
Other Personnel Costs		7,800		9,240
Professional Fees and Services		6,600		6,600
Fuels and Lubricants		500		500
Consumable Supplies		10,000		10,000
Utilities		500		500
Travel		21,500		21,500
Rent - Building		400		400
Rent - Machine and Other		5,500		5,500
Other Operating Expense		84,662		73,422
Total, Object-of-Expense Informational Listing	\$	461,576	\$	451,776
Estimated Allocations for Employee Benefits and Debt Service Appropriations Made Elsewhere in this Act:				
<u>Employee Benefits</u>				
Retirement	\$	14,249	\$	14,462
Group Insurance		33,746		34,327
Social Security		21,128		21,445
Benefits Replacement		1,744		1,657
Subtotal, Employee Benefits	\$	70,867	\$	71,891
<u>Debt Service</u>				
Lease Payments	\$	25,112	\$	24,729
Total, Estimated Allocations for Employee Benefits and Debt Service Appropriations Made Elsewhere in this Act	\$	95,979	\$	96,620

- 1. Performance Measure Targets.** The following is a listing of the key performance target levels for the Board of Chiropractic Examiners. It is the intent of the Legislature that appropriations made by this Act be utilized in the most efficient and effective manner possible to achieve the intended mission of the Board of Chiropractic Examiners. In order to achieve the objectives and service standards established by this Act, the Board of Chiropractic Examiners shall make every effort to attain the following designated key performance target levels associated with each item of appropriation.

	2008	2009
A. Goal: ENSURE PUBLIC PROTECTION		
Outcome (Results/Impact):		
Percent of Licensees with No Recent Violations	97%	97%
Percent of Licensees Who Renew Online	84%	84%
Percent of New Individual Licenses Issued Online	0%	0%
Percent of Complaints Resulting in Disciplinary Action	14%	14%
A.1.1. Strategy: LICENSING SYSTEM		
Output (Volume):		
Number of Individuals Examined	295	295
Number of New Licenses Issued to Individuals	270	270

BOARD OF CHIROPRACTIC EXAMINERS
(Continued)

Number of Licenses Renewed (Individuals)	5,000	5,000
Efficiencies:		
Average Licensing Cost Per Individual License Issued	8.5	8.5
Average Licensing Cost Per Facility License Issued	5	5
Explanatory:		
Total Number of Business Facilities Licensed	3,150	3,150
A.2.1. Strategy: ENFORCEMENT		
Output (Volume):		
Number of Complaints Resolved	270	280
Efficiencies:		
Average Time Per Complaint Resolution (Days)	250	225
Explanatory:		
Number of Jurisdictional Complaints Received	240	240

OFFICE OF CONSUMER CREDIT COMMISSIONER

	For the Years Ending	
	August 31, 2008	August 31, 2009
Method of Financing:		
General Revenue Fund	\$ 5,191,352	\$ 5,082,851
Total, Method of Financing	<u>\$ 5,191,352</u>	<u>\$ 5,082,851</u>
Other Direct and Indirect Costs Appropriated Elsewhere in this Act	\$ 898,672	\$ 905,334
This bill pattern represents an estimated 100% of this agency's estimated total available funds for the biennium.		
Number of Full-Time-Equivalents (FTE): ^{1, 2}	80.0	80.0
Schedule of Exempt Positions:		
Commissioner, Group 3	\$100,000	\$100,000
Items of Appropriation:		
A. Goal: EFFECTIVE ENFORCEMENT		
Prompt, Fair and Effective Enforcement of Statutes and Regulations.		
A.1.1. Strategy: COMPLAINT RESOLUTION	\$ 248,788	\$ 247,288
Resolve Complaints, Identify Problem Creditors.		
B. Goal: CONSUMER PROTECTION		
Provide Consumer Protection through Licensure Standards.		
B.1.1. Strategy: EXAMINATION AND ENFORCEMENT	\$ 2,958,486	\$ 2,929,985
Conduct Examinations and Initiate Enforcement Action When Appropriate.		
B.2.1. Strategy: LICENSING INVESTIGATION ^{1, 2}	<u>\$ 913,919</u>	<u>\$ 835,419</u>
Investigate, Review and Act on License Applications.		
Total, Goal B: CONSUMER PROTECTION	<u>\$ 3,872,405</u>	<u>\$ 3,765,404</u>
C. Goal: CREDIT EDUCATION		
Educate Consumers and Creditors on Their Rights and Responsibilities.		
C.1.1. Strategy: CONSUMER EDUCATION	\$ 235,769	\$ 235,769
Consumer Education through Credit Grantors and Trade Organizations.		

¹ Incorporates Article IX, § 19.12, of this Act, due to the enactment of HB 1344, 80th Legislature, Regular Session, relating to the regulation of refund anticipation loans and providing an administrative penalty, resulting in an increase in General Revenue Funds of \$221,000 and 3.0 FTEs in FY 2008 and \$143,500 and 3.0 FTEs in FY 2009.

² Incorporates Article IX, § 19.36, of this Act, due to the enactment of SB 884, 80th Legislature, Regular Session, relating to the regulation of consumer debt management services, resulting in an increase in General Revenue Funds of \$45,000 and 1.0 FTE in FY 2008 and \$41,500 and 1.0 FTE in FY 2009.

OFFICE OF CONSUMER CREDIT COMMISSIONER
(Continued)

D. Goal: INDIRECT ADMINISTRATION			
D.1.1. Strategy: INDIRECT ADMINISTRATION	\$	312,390	\$ 312,390
E. Goal: REGULATORY RESPONSE			
E.1.1. Strategy: CONTINGENCY REGULATORY RESPONSE	\$	522,000	\$ 522,000
Payday Lend/Motor Vehicle Contingency			
Appropriation. Nontransferable.			
 Grand Total, OFFICE OF CONSUMER CREDIT			
COMMISSIONER	\$	<u>5,191,352</u>	\$ <u>5,082,851</u>

Object-of-Expense Informational Listing:

Salaries and Wages	\$	3,174,567	\$ 3,174,567
Other Personnel Costs		77,730	77,730
Professional Fees and Services		152,300	152,300
Consumable Supplies		120,500	120,500
Utilities		28,646	28,646
Travel		803,917	803,916
Rent - Building		1,300	1,300
Rent - Machine and Other		8,511	8,511
Other Operating Expense		721,381	647,881
Capital Expenditures		<u>102,500</u>	<u>67,500</u>
 Total, Object-of-Expense Informational Listing	\$	<u>5,191,352</u>	\$ <u>5,082,851</u>

**Estimated Allocations for Employee Benefits and Debt
Service Appropriations Made Elsewhere in this Act:**

<u>Employee Benefits</u>			
Retirement	\$	142,504	\$ 144,642
Group Insurance		378,696	388,517
Social Security		172,415	175,001
Benefits Replacement		<u>12,048</u>	<u>11,445</u>
 Subtotal, Employee Benefits	\$	<u>705,663</u>	\$ <u>719,605</u>
 <u>Debt Service</u>			
Lease Payments	\$	<u>262</u>	\$ <u>294</u>
 Total, Estimated Allocations for Employee Benefits and Debt Service Appropriations Made Elsewhere in this Act	\$	<u>705,925</u>	\$ <u>719,899</u>

1. **Performance Measure Targets.** The following is a listing of the key performance target levels for the Office of Consumer Credit Commissioner. It is the intent of the Legislature that appropriations made by this Act be utilized in the most efficient and effective manner possible to achieve the intended mission of the Office of Consumer Credit Commissioner. In order to achieve the objectives and service standards established by this Act, the Office of Consumer Credit Commissioner shall make every effort to attain the following designated key performance target levels associated with each item of appropriation.

	<u>2008</u>	<u>2009</u>
A. Goal: EFFECTIVE ENFORCEMENT		
Outcome (Results/Impact):		
Percent of Written Complaints Resolved within 90		
Calendar Days	96%	96%
A.1.1. Strategy: COMPLAINT RESOLUTION		
Output (Volume):		
Number of Complaints Closed	2,650	2,650
Number of Field Investigations Initiated	90	95
 B. Goal: CONSUMER PROTECTION		
Outcome (Results/Impact):		
Percentage of Examinations Reporting Acceptable Level		
of Compliance	93%	93%
Monies Returned to Consumers from Licensed Lenders	890,000	890,000
Percent of New Licensees Undergoing Background Checks		
When Required	100%	100%
B.1.1. Strategy: EXAMINATION AND ENFORCEMENT		
Output (Volume):		
Number of Compliance Examinations Performed	3,020	3,300

OFFICE OF CONSUMER CREDIT COMMISSIONER
(Continued)

B.2.1. Strategy: LICENSING INVESTIGATION

Output (Volume):

Number of Business Applications Processed	1,500	1,500
Number of Employee License Applications Processed	2,100	2,100

C. Goal: CREDIT EDUCATION

Outcome (Results/Impact):

Percentage of Texans Reached through Public Service Announcements, Press Releases, and Distribution of Pamphlets	12%	12%
--	-----	-----

C.1.1. Strategy: CONSUMER EDUCATION

Output (Volume):

Number of Consumers Receiving Financial Education	250	250
---	-----	-----

2. **Capital Budget.** None of the funds appropriated above may be expended for capital budget items except as listed below. The amounts shown below shall be expended only for the purposes shown and are not available for expenditure for other purposes. Amounts appropriated above and identified in this provision as appropriations either for "Lease Payments to the Master Lease Purchase Program" or for items with an "(MLPP)" notation shall be expended only for the purpose of making lease-purchase payments to the Texas Public Finance Authority pursuant to the provisions of Government Code § 1232.103. Upon approval from the Legislative Budget Board, capital budgeted funds listed below under "Acquisition of Information Resource Technologies" may be used to lease information resources hardware and/or software, if determined by agency management to be in the best interest of the State of Texas.

	2008	2009
a. Acquisition of Information Resource Technologies		
(1) Purchase of Information Resources Technologies - Scheduled Replacement of Items	\$ 45,000	\$ 45,000
Total, Capital Budget	<u>\$ 45,000</u>	<u>\$ 45,000</u>

Method of Financing (Capital Budget):

General Revenue Fund	\$ 45,000	\$ 45,000
Total, Method of Financing	<u>\$ 45,000</u>	<u>\$ 45,000</u>

3. **Appropriation: Criminal Record Check Receipts.** Funds appropriated above in Strategy B.2.1, Licensing Investigation, include receipts collected pursuant to Texas Finance Code § 14.151. Contingent upon certification by the Office of Consumer Credit Commissioner and verification by the Comptroller, all fees collected in excess of \$130,000 each year of the biennium (estimated to be \$0) are hereby appropriated to the Office of the Consumer Credit Commissioner. These funds shall be used for the sole purpose of acquiring criminal record checks from the Department of Public Safety, Federal Bureau of Investigation, or other law enforcement agency.
4. **Contingency Appropriation: Regulatory Response.**
- a. Amounts appropriated above to the Office of Consumer Credit Commissioner not to exceed \$522,000 each fiscal year in Strategy E.1.1, Contingency Regulatory Response, and 9.0 Full-Time-Equivalents (FTE) positions each fiscal year included above in the "Number of Full-Time-Equivalents (FTE)" are contingent upon a finding of fact by the Finance Commission that additional resources are needed by the Office of Consumer Credit Commissioner for regulation of the Texas motor vehicle sales finance or payday lending industries.
- b. None of the funds appropriated above in Strategy E.1.1, Contingency Regulatory Response, above may be expended and none of the 9.0 Full-Time-Equivalents (FTE) positions each fiscal year included above in the "Number of Full-Time-Equivalents (FTE)" may be used by the Office of Consumer Credit Commissioner unless the Finance Commission files a finding of fact with the Governor and the Legislative Budget Board and neither the Governor nor the Legislative Budget Board issues a written disapproval not later than:

OFFICE OF CONSUMER CREDIT COMMISSIONER
(Continued)

- (1) the 10th day after the date the staff of the Legislative Budget Board concludes its review of the findings of fact and forwards those findings of fact along with the conclusions or comments of the Legislative Budget Board staff to the Chair of the House Appropriations Committee, Chair of the Senate Finance Committee, Speaker of the House, and Lieutenant Governor; and
- (2) within 10 business days of the receipt of the finding of fact by the Governor.
- c. The appropriations above in Strategy E.1.1, Contingency Regulatory Response, and 9.0 Full-Time-Equivalents (FTE) positions each fiscal year included above in the "Number of Full-Time-Equivalents (FTE)" are also contingent upon the Office of Consumer Credit Commissioner generating sufficient additional fee revenues to cover these contingency appropriations and related employee benefits, and providing such information as may be deemed necessary by the Comptroller of Public Accounts to issue a finding of fact that the increased revenues will be available to fund the increased appropriation. These increased revenues must exceed \$4,325,000 for fiscal year 2008 and \$4,325,000 for fiscal year 2009 (Object Codes 3172, 3174, and 3175) contained in the Comptroller of Public Accounts' Biennial Revenue Estimate.
- d. Funds appropriated above in Strategy E.1.1, Contingency Regulatory Response, and 9.0 Full-Time-Equivalents (FTE) positions each fiscal year included above in the "Number of Full-Time-Equivalents (FTE)" may only be used to address issues included in the finding of fact submitted to the Governor and the Legislative Budget Board pursuant to subsection (b) above, and apply only to the 2008-09 biennium unless otherwise appropriated. It is the intent of the Legislature that these funds not be included in base level funding requests for the 2010-11 biennium.
5. **Out-of-State Travel Cap Exemption.** Out of the funds appropriated above, expenditures for out-of-state travel by the Office of Consumer Credit Commissioner are limited to \$21,000 in fiscal 2008 and \$21,000 in fiscal year 2009. Travel related to regulatory matters, including examinations, inspections and the training of financial examiners is exempt from this limitation.
6. **Unexpended Balance Authority.** The unobligated and unexpended balances of appropriations to the Office of Consumer Credit Commissioner for the fiscal year ending August 31, 2008, are hereby appropriated to the Office of Consumer Credit Commissioner for the same purposes for the fiscal year ending August 31, 2009.

CREDIT UNION DEPARTMENT

	For the Years Ending	
	August 31, 2008	August 31, 2009
Method of Financing:		
General Revenue Fund	\$ 1,892,545	\$ 1,964,543
Total, Method of Financing	<u>\$ 1,892,545</u>	<u>\$ 1,964,543</u>
Other Direct and Indirect Costs Appropriated Elsewhere in this Act	\$ 380,115	\$ 374,287
This bill pattern represents an estimated 100% of this agency's estimated total available funds for the biennium.		
Number of Full-Time-Equivalents (FTE):	29.0	31.0
Schedule of Exempt Positions:		
Credit Union Commissioner, Group 4	\$115,000	\$115,000
Items of Appropriation:		
A. Goal: EFFECTIVE SUPERVISION & REGULATION		
Effectively Supervise and Regulate State-chartered Credit Unions.		

CREDIT UNION DEPARTMENT
(Continued)

A.1.1. Strategy: EXAMINE CREDIT UNIONS Examine Credit Union Operations.	\$	1,597,502	\$	1,597,501
A.2.1. Strategy: PROCESS APPLICATIONS Process, Investigate and Evaluate Applications.	\$	95,478	\$	95,477
Total, Goal A: EFFECTIVE SUPERVISION & REGULATION	\$	1,692,980	\$	1,692,978
B. Goal: ENSURE SAFETY AND SOUNDNESS Ensure State-chartered Credit Unions Operate in a Safe & Sound Manner.				
B.1.1. Strategy: DEPARTMENTAL OVERSIGHT Provide Oversight of Departmental Operations.	\$	79,565	\$	79,565
C. Goal: REGULATORY RESPONSE				
C.1.1. Strategy: CONTINGENCY REGULATORY RESPONSE Credit Union Examination Contingency Appropriation. Nontransferable.	\$	120,000	\$	192,000
Grand Total, CREDIT UNION DEPARTMENT	\$	1,892,545	\$	1,964,543
Object-of-Expense Informational Listing:				
Salaries and Wages	\$	1,524,430	\$	1,588,430
Other Personnel Costs		24,351		24,351
Professional Fees and Services		2,768		2,768
Consumable Supplies		7,000		7,000
Utilities		15,785		15,785
Travel		224,695		232,696
Rent - Machine and Other		5,000		5,000
Other Operating Expense		88,516		88,513
Total, Object-of-Expense Informational Listing	\$	1,892,545	\$	1,964,543
Estimated Allocations for Employee Benefits and Debt Service Appropriations Made Elsewhere in this Act:				
<u>Employee Benefits</u>				
Retirement	\$	83,892	\$	85,151
Group Insurance		150,219		154,182
Social Security		102,170		103,703
Benefits Replacement		8,032		7,630
Subtotal, Employee Benefits	\$	344,313	\$	350,666
Total, Estimated Allocations for Employee Benefits and Debt Service Appropriations Made Elsewhere in this Act	\$	344,313	\$	350,666

1. **Performance Measure Targets.** The following is a listing of the key performance target levels for the Credit Union Department. It is the intent of the Legislature that appropriations made by this Act be utilized in the most efficient and effective manner possible to achieve the intended mission of the Credit Union Department. In order to achieve the objectives and service standards established by this Act, the Credit Union Department shall make every effort to attain the following designated key performance target levels associated with each item of appropriation.

	2008	2009
A. Goal: EFFECTIVE SUPERVISION & REGULATION		
Outcome (Results/Impact):		
Percentage of Credit Unions Receiving Regular Examinations Annually	96%	96%
Percentage of Safe and Sound Credit Unions	96%	96%
Percentage of Complete Charter and Bylaw Applications Approved or Denied within 60 Days	100%	100%
A.1.1. Strategy: EXAMINE CREDIT UNIONS		
Output (Volume):		
Number of Examinations Performed	199	192
Efficiencies:		
Average Cost Per Regular Examination	6,060	6,242
Explanatory:		
Number of State-chartered Credit Unions	208	200
Percentage of Credit Unions Providing Services to Low Income or Underserved Populations	5%	5%

CREDIT UNION DEPARTMENT
(Continued)

A.2.1. Strategy: PROCESS APPLICATIONS
Output (Volume):

Number of Applications Processed	100	100
----------------------------------	-----	-----

B. Goal: ENSURE SAFETY AND SOUNDNESS

Outcome (Results/Impact):

Percentage of Rule Changes Provided to Credit Unions within 60 Days after Adoption	100%	100%
---	------	------

2. **Appropriation: Supervisions and Conservatorships.** Funds received by the Credit Union Department pursuant to supervision or conservatorship proceedings, as authorized by the Texas Finance Code § 126.101, (estimated to be \$0) are hereby appropriated for costs related to such proceedings, including the salary and per diem of the appointed supervisor or conservator.

3. **Contingency Appropriation: Regulatory Response.**

a. Amounts appropriated above to the Credit Union Department not to exceed \$120,000 in fiscal year 2008 and \$192,000 in fiscal year 2009 in General Revenue in Strategy C.1.1, Contingency Regulatory Response, and 3.0 Full-Time-Equivalents (FTE) positions in fiscal year 2008 and 5.0 FTEs in fiscal year 2009 included above in the "Number of Full-Time-Equivalents (FTE)" are contingent upon a finding of fact by the Credit Union Commission that:

- (1) the size of the state-chartered credit union industry under the jurisdiction of the Credit Union Department, determined either as a function of assets or number of institutions, has grown to a point where additional appropriations are deemed necessary to maintain adequate regulation of the industry; or
- (2) increased incidents of regulatory and supervisory concern regarding the safe and sound operations of credit unions under the department's jurisdiction have occurred to the extent that additional appropriations are deemed necessary to maintain adequate regulation of the industry; or
- (3) a reduction of federal regulatory resources applied to the Texas state-chartered credit union industry by the National Credit Union Administration has occurred to the extent that additional appropriations are deemed necessary to maintain adequate regulation of the industry.

b. None of the funds appropriated above in Strategy C.1.1, Contingency Regulatory Response, may be expended and none of the 3.0 Full-Time-Equivalent (FTE) positions in fiscal year 2008 and 5.0 FTEs in fiscal year 2009 included above in the "Number of Full-Time-Equivalents (FTE)" may be used by the Credit Union Department unless:

- (1) the Credit Union Commission files a written copy of the finding of fact, referenced in subsection (a) above, with the Governor and the Legislative Budget Board; and
- (2) neither the Governor nor the Legislative Budget Board issues a written disapproval not later than:
 - (a) the 10th day after the date the staff of the Legislative Budget Board concludes its review of the findings of fact and forwards those findings of fact along with the conclusions or comments of the Legislative Budget Board staff to the Chair of the House Appropriations Committee, Chair of the Senate Finance Committee, Speaker of the House, and Lieutenant Governor; and
 - (b) within 10 business days of the receipt of the finding of fact by the Governor.
- (3) The appropriations above in Strategy C.1.1, Contingency Regulatory Response, and 3.0 Full-Time-Equivalent (FTE) positions in fiscal year 2008 and 5.0 FTEs in fiscal year 2009 included above in the "Number of Full-Time-Equivalents (FTE)" are also contingent upon the department generating sufficient additional fee revenues to cover these contingency appropriations and related employee

CREDIT UNION DEPARTMENT
(Continued)

benefits and providing such information as may be deemed necessary by the Comptroller of Public Accounts to issue a finding of fact that the increased revenues will be available to fund the increased appropriations. These increased revenues must exceed \$1,591,000 (Object Code 3172) contained in the Comptroller of Public Accounts' Biennial Revenue Estimate for fiscal year 2008 and fiscal year 2009.

- c. Funds appropriated above in Strategy C.1.1, Contingency Regulatory Response, and 3.0 Full-Time-Equivalent (FTE) positions in fiscal year 2008 and 5.0 FTEs in fiscal year 2009 included above in the "Number of Full-Time-Equivalents (FTE)" may only be used to address issues included in the finding of fact submitted to the Governor and the Legislative Budget Board pursuant to subsection (b) above, and apply only to the 2008-09 biennium unless otherwise appropriated. It is the intent of the Legislature that these funds not be included in base level funding requests for the 2010-11 biennium.
- 4. **Overnight Travel Stipend.** Credit Union Department examiners, when traveling on examination assignments relating to the agency's regulatory responsibilities, may receive an overnight travel stipend for any overnight stays in excess of 60 days out per fiscal year. The stipend will be paid annually in August and the daily rate may not exceed the rate set by the National Credit Union Administration.
- 5. **Federal Per Diem.** Credit Union Department examiners may be authorized reimbursement for travel expenses from amounts appropriated above at a rate of per diem equal to that of the federal credit union regulatory agency when traveling on official state business relating to the agency's regulatory responsibilities and participating in either a joint or concurrent examination with the National Credit Union Administration, or its successor.

TEXAS STATE BOARD OF DENTAL EXAMINERS

	For the Years Ending	
	August 31, 2008	August 31, 2009
Method of Financing:		
General Revenue Fund	\$ 1,783,156	\$ 1,749,475
Appropriated Receipts	<u>72,000</u>	<u>72,000</u>
Total, Method of Financing	<u>\$ 1,855,156</u>	<u>\$ 1,821,475</u>
Other Direct and Indirect Costs Appropriated Elsewhere in this Act	\$ 532,860	\$ 534,110
This bill pattern represents an estimated 100% of this agency's estimated total available funds for the biennium.		
Number of Full-Time-Equivalents (FTE):	37.0	37.0
Schedule of Exempt Positions:		
Executive Director, Group 2	\$75,000	\$75,000
Items of Appropriation:		
A. Goal: QUALITY DENTAL CARE To Ensure Quality Dental Care for the People of Texas.		
A.1.1. Strategy: COMPLAINT RESOLUTION Provide a System to Investigate and Resolve Complaints.	\$ 1,014,982	\$ 987,964
A.1.2. Strategy: PEER ASSISTANCE PROGRAM Provide a Peer Assistance Program for Licensed Individuals.	\$ 123,659	\$ 123,659

TEXAS STATE BOARD OF DENTAL EXAMINERS
(Continued)

A.2.1. Strategy: LICENSURE & REGISTRATION ¹ Conduct an Efficient Licensure and Examination Process.	\$	391,069	\$	386,366
A.2.2. Strategy: TEXASONLINE TexasOnline. Estimated and Nontransferable.	\$	184,629	\$	184,629
Total, Goal A: QUALITY DENTAL CARE	\$	1,714,339	\$	1,682,618
B. Goal: INDIRECT ADMINISTRATION				
B.1.1. Strategy: INDIRECT ADMIN - LICENSURE Indirect Administration - Licensure and Registration.	\$	56,461	\$	55,114
B.1.2. Strategy: IND ADMIN - COMPLAINT RESOLUTION Indirect Administration - Complaint Resolution.	\$	84,356	\$	83,743
Total, Goal B: INDIRECT ADMINISTRATION	\$	140,817	\$	138,857
Grand Total, TEXAS STATE BOARD OF DENTAL EXAMINERS	\$	1,855,156	\$	1,821,475
Object-of-Expense Informational Listing:				
Salaries and Wages	\$	1,235,053	\$	1,235,053
Other Personnel Costs		24,060		27,080
Professional Fees and Services		253,765		249,272
Consumable Supplies		8,000		8,000
Utilities		8,480		8,480
Travel		47,500		47,500
Rent - Building		405		405
Rent - Machine and Other		6,333		6,333
Other Operating Expense		271,560		239,352
Total, Object-of-Expense Informational Listing	\$	1,855,156	\$	1,821,475
Estimated Allocations for Employee Benefits and Debt Service Appropriations Made Elsewhere in this Act:				
<u>Employee Benefits</u>				
Retirement	\$	48,189	\$	48,912
Group Insurance		146,164		150,158
Social Security		84,418		85,685
Benefits Replacement		4,930		4,684
Subtotal, Employee Benefits	\$	283,701	\$	289,439
<u>Debt Service</u>				
Lease Payments	\$	89,688	\$	88,326
Total, Estimated Allocations for Employee Benefits and Debt Service Appropriations Made Elsewhere in this Act	\$	373,389	\$	377,765

1. Performance Measure Targets. The following is a listing of the key performance target levels for the Texas State Board of Dental Examiners. It is the intent of the Legislature that appropriations made by this Act be utilized in the most efficient and effective manner possible to achieve the intended mission of the Texas State Board of Dental Examiners. In order to achieve the objectives and service standards established by this Act, the Texas State Board of Dental Examiners shall make every effort to attain the following designated key performance target levels associated with each item of appropriation.

	<u>2008</u>	<u>2009</u>
A. Goal: QUALITY DENTAL CARE		
Outcome (Results/Impact):		
Percent of Complaints Resulting in Disciplinary Action	16%	16%
Percent of Licensees with No Recent Violations: Dentist	99.5%	99.5%
Percent of Licensees Who Renew Online	75%	75%

¹ Incorporates Article IX, § 19.51, of this Act, due to the enactment of Senate Bill 29, 80th Legislature, Regular Session, relating to the creation of a minimum data set for the collection of information on health professionals by the Statewide Health Coordinating Council, resulting in an increase in General Revenue Funds of \$4,243 in FY 2008.

TEXAS STATE BOARD OF DENTAL EXAMINERS
(Continued)

Percent of New Individual Licenses Issued Online	25%	50%
A.1.1. Strategy: COMPLAINT RESOLUTION		
Output (Volume):		
Number of Complaints Resolved	1,288	1,288
Efficiencies:		
Average Time for Complaint Resolution (Days)	276	276
Explanatory:		
Number of Jurisdictional Complaints Received	1,398	1,566
A.1.2. Strategy: PEER ASSISTANCE PROGRAM		
Output (Volume):		
Number of Licensed Individuals Participating in a Peer Assistance Program	56	56
A.2.1. Strategy: LICENSURE & REGISTRATION		
Output (Volume):		
Number of New Licenses Issued to Individuals: Dentists	550	550
Number of Licenses Renewed (Individuals): Dentists	12,630	12,844
Number of New Licenses Issued to Individuals: Dental Hygienists	475	475
Number of Licenses Renewed (Individuals): Dental Hygienists	9,925	10,182
Efficiencies:		
Average Licensing Cost Per Individual License Issued: Dentist	4.54	4.54
Average Licensing Cost Per Facility License Issued	7.49	7.49
Average Licensing Cost Per Individual License Issued: Dental Hygienist	3.48	3.48
Explanatory:		
Total Number of Business Facilities Licensed	1,100	1,100

FUNERAL SERVICE COMMISSION

	For the Years Ending	
	August 31, 2008	August 31, 2009
Method of Financing:		
General Revenue Fund	\$ 621,692	\$ 621,692
Appropriated Receipts	<u>52,000</u>	<u>52,000</u>
Total, Method of Financing	<u>\$ 673,692</u>	<u>\$ 673,692</u>
Other Direct and Indirect Costs Appropriated Elsewhere in this Act	\$ 184,136	\$ 184,505
This bill pattern represents an estimated 100% of this agency's estimated total available funds for the biennium.		
Number of Full-Time-Equivalents (FTE):	11.0	11.0
Schedule of Exempt Positions:		
Executive Director, Group 1	\$55,816	\$55,816
Items of Appropriation:		
A. Goal: COMPETENT LICENSEES		
Manage Examination/Licensure to Develop Competent & Ethical Licensees.		
A.1.1. Strategy: LICENSING REQUIREMENTS	\$ 305,592	\$ 305,593
Issue and Renew Licenses, Monitor Continuing Education.		
A.1.2. Strategy: TEXASONLINE	<u>\$ 39,000</u>	<u>\$ 39,000</u>
TexasOnline. Estimated and Nontransferable.		
Total, Goal A: COMPETENT LICENSEES	<u>\$ 344,592</u>	<u>\$ 344,593</u>
B. Goal: ENFORCE STANDARDS		
To Aggressively & Effectively Provide Enforcement & Protect the Public.		

FUNERAL SERVICE COMMISSION
(Continued)

B.1.1. Strategy: INSPECTIONS Provide Enforcement through Inspections and Investigations.	\$	143,364	\$	143,363
B.2.1. Strategy: RULE COMPLIANCE Review Investigated Complaints & Recommend Disciplinary/Other Action.	\$	124,470	\$	124,470
Total, Goal B: ENFORCE STANDARDS	\$	267,834	\$	267,833
C. Goal: INDIRECT ADMINISTRATION				
C.1.1. Strategy: INDIRECT ADMIN-LICENSING Indirect Administration - Licensing Requirements.	\$	31,336	\$	31,337
C.1.2. Strategy: INDIRECT ADMIN - INSPECTIONS Indirect Administration - Inspections.	\$	17,838	\$	17,837
C.1.3. Strategy: INDIRECT ADMIN - RULE COMPLIANCE Indirect Administration - Rule Compliance.	\$	12,092	\$	12,092
Total, Goal C: INDIRECT ADMINISTRATION	\$	61,266	\$	61,266
Grand Total, FUNERAL SERVICE COMMISSION	\$	673,692	\$	673,692
Object-of-Expense Informational Listing:				
Salaries and Wages	\$	409,562	\$	409,562
Other Personnel Costs		4,800		4,800
Professional Fees and Services		46,326		46,326
Consumable Supplies		2,000		2,000
Utilities		3,220		3,220
Travel		25,750		25,750
Rent - Building		240		240
Rent - Machine and Other		3,150		3,150
Other Operating Expense		178,644		178,644
Total, Object-of-Expense Informational Listing	\$	673,692	\$	673,692
Estimated Allocations for Employee Benefits and Debt Service Appropriations Made Elsewhere in this Act:				
<u>Employee Benefits</u>				
Retirement	\$	24,516	\$	24,884
Group Insurance		57,485		58,442
Social Security		31,020		31,486
Subtotal, Employee Benefits	\$	113,021	\$	114,812
<u>Debt Service</u>				
Lease Payments	\$	36,787	\$	36,228
Total, Estimated Allocations for Employee Benefits and Debt Service Appropriations Made Elsewhere in this Act	\$	149,808	\$	151,040

1. **Performance Measure Targets.** The following is a listing of the key performance target levels for the Funeral Service Commission. It is the intent of the Legislature that appropriations made by this Act be utilized in the most efficient and effective manner possible to achieve the intended mission of the Funeral Service Commission. In order to achieve the objectives and service standards established by this Act, the Funeral Service Commission shall make every effort to attain the following designated key performance target levels associated with each item of appropriation.

	<u>2008</u>	<u>2009</u>
A. Goal: COMPETENT LICENSEES		
Outcome (Results/Impact):		
Percent of Licensees with No Recent Violations	99.1%	99.1%
Percent of Licensees Who Renew Online	80%	80%
Percent of New Individual Licenses Issued Online	1%	1%
A.1.1. Strategy: LICENSING REQUIREMENTS		
Output (Volume):		
Number of New Licenses Issued to Individuals	500	500
Number of Individual Licenses Renewed	2,200	2,200

FUNERAL SERVICE COMMISSION
(Continued)

Number of New Licenses Issued to Facilities	120	120
Number of Facility Licenses Renewed	1,300	1,300
Number of Individuals Examined	260	260
Efficiencies:		
Average Licensing Cost Per Individual License Issued	17.5	17.5
Average Licensing Cost Per Facility License Issued	29.5	29.5
Average Cost Per Exam Administered	3.35	3.35
Explanatory:		
Total Number of Individuals Licensed	4,500	4,500
Total Number of Facilities Licensed	1,325	1,325
B. Goal: ENFORCE STANDARDS		
Outcome (Results/Impact):		
Percent of Complaints Resolved within Six Months	82%	82%
Percent of Complaints Resulting in Disciplinary Action	25%	25%
B.1.1. Strategy: INSPECTIONS		
Output (Volume):		
Number of Complaints Resolved	300	300
Number of Establishments Inspected	1,045	1,045
Number of Complaints Pending	58	58
Efficiencies:		
Average Time for Complaint Resolution (Days)	101	101
Average Cost Per Complaint Resolved	226.32	226.32
Explanatory:		
Number of Jurisdictional Complaints Received	310	310

BOARD OF PROFESSIONAL GEOSCIENTISTS

	For the Years Ending	
	August 31,	August 31,
	2008	2009
Method of Financing:		
General Revenue Fund	\$ 443,490	\$ 437,729
Total, Method of Financing	\$ 443,490	\$ 437,729
Other Direct and Indirect Costs Appropriated Elsewhere in this Act	\$ 97,544	\$ 97,838
This bill pattern represents an estimated 100% of this agency's estimated total available funds for the biennium.		
Number of Full-Time-Equivalents (FTE):	6.0	6.0
Schedule of Exempt Positions:		
Executive Director, Group 1	\$57,400	\$57,400
Items of Appropriation:		
A. Goal: LICENSING		
Assure Geoscience is Practiced Only by Qualified/Registered Licensees.		
A.1.1. Strategy: APPLICATION REVIEW	\$ 129,488	\$ 128,036
Evaluate Applications and Ensure Proper Examination.		
A.1.2. Strategy: TEXASONLINE	\$ 30,000	\$ 30,000
TexasOnline. Estimated and Nontransferable.		
A.1.3. Strategy: INFORMATIONAL SERVICES	\$ 68,621	\$ 67,585
Maintain Current Registry and Provide Timely Information.		
Total, Goal A: LICENSING	\$ 228,109	\$ 225,621
B. Goal: ENFORCEMENT		
Ensure Effective Enforcement of TX Geoscience Practice Act.		
B.1.1. Strategy: ENFORCEMENT	\$ 171,276	\$ 169,108
Investigate & Reach Final Resolution of Reported Violations.		

BOARD OF PROFESSIONAL GEOSCIENTISTS
(Continued)

C. Goal: INDIRECT ADMINISTRATION		
C.1.1. Strategy: INDIRECT ADMIN	\$ 22,172	\$ 21,620
Indirect Administration - Licensing.		
C.1.2. Strategy: INDIRECT ADMIN	\$ 21,933	\$ 21,380
Indirect Administration - Enforcement.		
 Total, Goal C: INDIRECT ADMINISTRATION	 \$ 44,105	 \$ 43,000
 Grand Total, BOARD OF PROFESSIONAL GEOSCIENTISTS	 \$ 443,490	 \$ 437,729
Object-of-Expense Informational Listing:		
Salaries and Wages	\$ 261,586	\$ 261,586
Other Personnel Costs	6,100	6,580
Professional Fees and Services	15,672	6,666
Consumable Supplies	2,700	2,700
Travel	21,300	21,300
Rent - Building	3,431	3,431
Rent - Machine and Other	0	3,000
Other Operating Expense	117,701	117,466
Capital Expenditures	15,000	15,000
 Total, Object-of-Expense Informational Listing	 \$ 443,490	 \$ 437,729
Estimated Allocations for Employee Benefits and Debt Service Appropriations Made Elsewhere in this Act:		
<u>Employee Benefits</u>		
Retirement	\$ 15,965	\$ 16,204
Group Insurance	25,991	26,250
Social Security	19,108	19,395
Benefits Replacement	982	933
 Subtotal, Employee Benefits	 \$ 62,046	 \$ 62,782
<u>Debt Service</u>		
Lease Payments	\$ 14,919	\$ 14,692
 Total, Estimated Allocations for Employee Benefits and Debt Service Appropriations Made Elsewhere in this Act	 \$ 76,965	 \$ 77,474

1. **Performance Measure Targets.** The following is a listing of the key performance target levels for the Board of Professional Geoscientists. It is the intent of the Legislature that appropriations made by this Act be utilized in the most efficient and effective manner possible to achieve the intended mission of the Board of Professional Geoscientists. In order to achieve the objectives and service standards established by this Act, the Board of Professional Geoscientists shall make every effort to attain the following designated key performance target levels associated with each item of appropriation.

	<u>2008</u>	<u>2009</u>
A. Goal: LICENSING		
Outcome (Results/Impact):		
Percent of Licensees with No Recent Violations	98%	98%
Percent of Licensees Who Renew Online	85%	85%
A.1.1. Strategy: APPLICATION REVIEW		
Output (Volume):		
Number of New Licenses Issued to Individuals	100	150
Efficiencies:		
Average Licensing Cost Per Individual License Issued	29	29
Percentage of New Individual Licenses Issued within 10 Days	95%	95%
Percentage of Individual License Renewals Issued within 7 Days	100%	100%
Explanatory:		
Total Number of Individuals Licensed	6,600	6,700
B. Goal: ENFORCEMENT		
Outcome (Results/Impact):		
Percent of Complaints Resulting in Disciplinary Action	14%	14%
Percent of Documented Complaints Resolved within Six Months	75%	75%

BOARD OF PROFESSIONAL GEOSCIENTISTS
(Continued)

B.1.1. Strategy: ENFORCEMENT

Output (Volume):

Complaints Resolved	5	5
Number of Enforcement Cases and Inquiries Resolved	45	45
Number of Compliance Orders Issued	45	45
Number of Disciplinary Actions Taken	45	45

Efficiencies:

Average Time for Complaint Resolution (Days)	110	110
Average Cost Per Complaint Investigation	235	235

Explanatory:

Jurisdictional Complaints Received	10	10
------------------------------------	----	----

HEALTH PROFESSIONS COUNCIL

	For the Years Ending	
	August 31,	August 31,
	2008	2009
	<hr/>	<hr/>
Method of Financing:		
Interagency Contracts	\$ 156,162	\$ 159,662
Total, Method of Financing	<u>\$ 156,162</u>	<u>\$ 159,662</u>
This bill pattern represents an estimated 100% of this agency's estimated total available funds for the biennium.		
Number of Full-Time-Equivalents (FTE):	2.0	2.0
Items of Appropriation:		
A. Goal: COORDINATION AND SUPPORT		
A.1.1. Strategy: AGENCY COORDINATION AND SUPPORT	\$ 156,162	\$ 159,662
Member Agency Coordination and Support.		
Grand Total, HEALTH PROFESSIONS COUNCIL	<u>\$ 156,162</u>	<u>\$ 159,662</u>
Object-of-Expense Informational Listing:		
Salaries and Wages	\$ 88,077	\$ 88,077
Other Personnel Costs	3,700	3,700
Professional Fees and Services	10,650	10,650
Consumable Supplies	2,000	2,000
Utilities	120	120
Travel	600	600
Other Operating Expense	<u>51,015</u>	<u>54,515</u>
Total, Object-of-Expense Informational Listing	<u>\$ 156,162</u>	<u>\$ 159,662</u>
Estimated Allocations for Employee Benefits and Debt Service Appropriations Made Elsewhere in this Act:		
<u>Employee Benefits</u>		
Retirement	\$ 5,640	\$ 5,725
Group Insurance	18,434	18,618
Social Security	<u>6,054</u>	<u>6,145</u>
Subtotal, Employee Benefits	<u>\$ 30,128</u>	<u>\$ 30,488</u>
<u>Debt Service</u>		
Lease Payments	<u>\$ 20,713</u>	<u>\$ 20,398</u>
Total, Estimated Allocations for Employee Benefits and Debt Service Appropriations Made Elsewhere in this Act	<u>\$ 50,841</u>	<u>\$ 50,886</u>

- 1. Performance Measure Targets.** The following is a listing of the key performance target levels for the Health Professions Council. It is the intent of the Legislature that appropriations made by this Act be utilized in the most efficient and effective manner possible to achieve the intended mission of the Health Professions Council. In order to achieve the objectives and service

HEALTH PROFESSIONS COUNCIL
(Continued)

standards established by this Act, the Health Professions Council shall make every effort to attain the following designated key performance target levels associated with each item of appropriation.

	<u>2008</u>	<u>2009</u>
A. Goal: COORDINATION AND SUPPORT		
Outcome (Results/Impact):		
Number of Events Attended by a HPC Staff Member on Behalf of HPC Member Agencies	12	12
Number of People Who Attend an HPC Sponsored Training Session	50	50

OFFICE OF INJURED EMPLOYEE COUNSEL

	For the Years Ending	
	August 31, <u>2008</u>	August 31, <u>2009</u>
Method of Financing:		
GR Dedicated - Texas Department of Insurance Operating Fund Account No. 036	\$ <u>7,161,013</u>	\$ <u>7,174,693</u>
Total, Method of Financing	<u>\$ <u>7,161,013</u></u>	<u>\$ <u>7,174,693</u></u>
Other Direct and Indirect Costs Appropriated Elsewhere in this Act	\$ 1,444,632	\$ 1,448,780
This bill pattern represents an estimated 100% of this agency's estimated total available funds for the biennium.		
Number of Full-Time-Equivalents (FTE):	183.0	183.0
Schedule of Exempt Positions:		
Public Counsel, Group 3	\$105,000	\$105,000
Items of Appropriation:		
A. Goal: ADVOCATE FOR INJURED EMPLOYEES		
Advocate for Injured Employees in Rulemaking and Other Public Forums.		
A.1.1. Strategy: PARTICIPATE IN RULEMAKING	\$ 652,934	\$ 653,774
Participate in Rulemaking & Provide Information, Research & Testimony.		
B. Goal: EDUCATION AND REFERRAL		
Increase Injured Employee Education and Provide Referrals.		
B.1.1. Strategy: RIGHTS AND RESPONSIBILITIES	\$ 1,932,082	\$ 1,934,882
Contact and Assist Injured Employees and Educate System Participants.		
B.1.2. Strategy: REFERRALS	\$ <u>633,476</u>	\$ <u>634,112</u>
Refer Injured Employees to Programs, Services, and Licensing Boards.		
Total, Goal B: EDUCATION AND REFERRAL	<u>\$ 2,565,558</u>	<u>\$ 2,568,994</u>
C. Goal: OMBUDSMAN PROGRAM		
Assist Injured Employees through the Ombudsman Program.		
C.1.1. Strategy: OMBUDSMAN PROGRAM	\$ 3,942,521	\$ 3,951,925
Prepare and Assist Injured Employees in BRCs, CCHs, and Appeals.		
Grand Total, OFFICE OF INJURED EMPLOYEE COUNSEL	<u>\$ <u>7,161,013</u></u>	<u>\$ <u>7,174,693</u></u>
Object-of-Expense Informational Listing:		
Salaries and Wages	\$ 6,481,557	\$ 6,481,557
Other Personnel Costs	238,580	252,260
Professional Fees and Services	62,705	62,705

OFFICE OF INJURED EMPLOYEE COUNSEL
(Continued)

Utilities	82,130	82,130
Travel	166,900	166,900
Other Operating Expense	<u>129,141</u>	<u>129,141</u>
Total, Object-of-Expense Informational Listing	<u>\$ 7,161,013</u>	<u>\$ 7,174,693</u>

**Estimated Allocations for Employee Benefits and Debt
Service Appropriations Made Elsewhere in this Act:**

<u>Employee Benefits</u>		
Retirement	\$ 124,415	\$ 126,281
Group Insurance	258,827	261,416
Social Security	279,147	283,334
Benefits Replacement	<u>42,653</u>	<u>40,520</u>
Subtotal, Employee Benefits	<u>\$ 705,042</u>	<u>\$ 711,551</u>
<u>Debt Service</u>		
Lease Payments	<u>\$ 143,818</u>	<u>\$ 141,582</u>
Total, Estimated Allocations for Employee Benefits and Debt Service Appropriations Made Elsewhere in this Act	<u>\$ 848,860</u>	<u>\$ 853,133</u>

1. **Performance Measure Targets.** The following is a listing of the key performance target levels for the Office of Injured Employee Counsel. It is the intent of the Legislature that appropriations made by this Act be utilized in the most efficient and effective manner possible to achieve the intended mission of the Office of Injured Employee Counsel. In order to achieve the objectives and service standards established by this Act, the Office of Injured Employee Counsel shall make every effort to attain the following designated key performance target levels associated with each item of appropriation.

	<u>2008</u>	<u>2009</u>
A. Goal: ADVOCATE FOR INJURED EMPLOYEES		
Outcome (Results/Impact):		
Percentage of Rules Changed for the Benefit of Injured Employees as a Result of Office of Injured Employee Counsel Participation	50%	50%
A.1.1. Strategy: PARTICIPATE IN RULEMAKING		
Output (Volume):		
Number of Rules (Informal and Formal) Analyzed by Office of Injured Employee Counsel	22	22
Number of Rulemaking Processes (Informal and Formal) in which the Office of Injured Employee Counsel Participated	17	17
C. Goal: OMBUDSMAN PROGRAM		
Outcome (Results/Impact):		
Percentage of Scheduled Proceedings at the Division of Workers' Compensation with Ombudsman Assistance	45%	45%
Percentage Contested Case Hearings (CCH) Issues in which Injured Employees Prevailed when Assisted by an Ombudsman	40%	40%
Percentage of Appeal Issues in which Injured Employees Prevailed when Assisted by an Ombudsman	40%	40%
C.1.1. Strategy: OMBUDSMAN PROGRAM		
Output (Volume):		
Number of Benefit Review Conferences with Ombudsman Assistance	8,000	8,000
Number of Contested Case hearings with Ombudsman Assistance	2,700	2,700
Number of Injured Employees Prepared for an Appeal by an Ombudsman	875	875

2. **Unexpended Balance Authority.** Any unexpended balances as of August 31, 2008, not to exceed 5 percent for any item of appropriation, are hereby appropriated to the Office of Injured Employee Counsel for the same purposes for the fiscal year ending August 31, 2009.

DEPARTMENT OF INSURANCE

	For the Years Ending	
	August 31, 2008	August 31, 2009
Method of Financing:		
<u>General Revenue Fund</u>		
General Revenue Fund	\$ 230,926	\$ 230,926
Insurance Companies Maintenance Tax and Insurance Department Fees, estimated	35,746,194	34,755,099
Subtotal, General Revenue Fund	<u>\$ 35,977,120</u>	<u>\$ 34,986,025</u>
<u>General Revenue Fund - Dedicated</u>		
Subsequent Injury Account No. 5101	3,670,140	3,670,140
Texas Department of Insurance Operating Fund Account No. 036, estimated	56,931,025	55,485,300
Subtotal, General Revenue Fund - Dedicated	<u>\$ 60,601,165</u>	<u>\$ 59,155,440</u>
Federal Funds	2,254,623	2,254,623
<u>Other Funds</u>		
Appropriated Receipts	1,489,700	1,489,700
Interagency Contracts	57,600	57,600
Subtotal, Other Funds	<u>\$ 1,547,300</u>	<u>\$ 1,547,300</u>
Total, Method of Financing	<u><u>\$ 100,380,208</u></u>	<u><u>\$ 97,943,388</u></u>
Other Direct and Indirect Costs Appropriated Elsewhere in this Act		
	\$ 28,424,719	\$ 28,581,249

This bill pattern represents an estimated 100% of this agency's estimated total available funds for the biennium.

Number of Full-Time-Equivalents (FTE): ^{1, 2, 3, 4, 5}	1,691.5	1,698.5
Schedule of Exempt Positions:		
Commissioner of Insurance, Group 6 ⁶	\$175,000	\$175,000
Commissioner of Workers' Compensation, Group 6	140,000	140,000

Items of Appropriation:

A. Goal: ENCOURAGE FAIR COMPETITION

Encourage Fair Competition in the Insurance Industry.

A.1.1. Strategy: CONSUMER ED. AND MKT. ANALYSES	\$ 4,401,438	\$ 3,493,857
Analyze Market Data and Provide Information.		
A.1.2. Strategy: RATES, FORMS AND LICENSES	\$ 10,664,801	\$ 10,664,801
Process Rates, Forms and Licenses.		

¹ Incorporates Article IX, § 19.44, of this Act, due to the enactment of SB 1731, 80th Legislature, Regular Session, relating to consumer access to health care information, consumer protection and funding for health care information services, in the amount of \$1,456,731 in FY 2008 and \$549,150 in FY 2009 in General Revenue Insurance Companies Maintenance Tax and Insurance Department Fees and increased the FTE cap by 1.0 each fiscal year of the biennium.

² Incorporates Article IX, § 19.10, of this Act, due to the enactment of HB 716, 80th Legislature, Regular Session, relating to mortgage fraud, in the amount of \$26,906 in FY 2008 and \$24,322 in FY 2009 in Strategy A.2.2, Investigation and Enforcement, and \$141,256 in FY 2008 and \$127,691 in FY 2009 in Strategy A.2.3, Insurer Fraud in General Revenue Insurance Companies Maintenance Tax and Insurance Department Fees and increased the FTE cap by 3.0 each fiscal year of the biennium.

³ Incorporates Article IX, § 19.94, of this Act, due to the enactment of HB 2935, 80th Legislature, Regular Session, relating to the regulation of cigarettes, in the amount of \$98,390 in FY 2008 and \$380,557 in FY 2009 in Texas Department of Insurance Operating Fund Account No. 036 and increased the FTE cap by 2.0 in FY 2008 and 9.0 in FY 2009.

⁴ Neither HB 2483 nor SB 1445, 80th Legislature, Regular Session, relating to the operation and regulation of cross border health benefit plans, passed, resulting in a reduction of \$150,000 each fiscal year in Texas Department of Insurance Operating Fund Account No. 036 and a reduction in the FTE cap of 3.0 FTEs each fiscal year.

⁵ Incorporates Article IX, § 18.02 (c), of this Act, relating to data center consolidation, which reduces the FTE cap by 22.9 each fiscal year of the biennium.

⁶ Salary amount increased from \$163,800, pursuant to Article IX, § 3.05 (b).

DEPARTMENT OF INSURANCE

(Continued)

A.1.3. Strategy: PROMOTE UNDERSERVED COVERAGE Create Incentives and Requirements for Coverage in Underserved Markets.	\$	153,298	\$	153,298
A.2.1. Strategy: RESOLVE COMPLAINTS Respond Promptly and Act on Complaints.	\$	2,802,861	\$	2,802,861
A.2.2. Strategy: INVESTIGATION AND ENFORCEMENT ⁷ Investigate Trade Practices and Enforcement as Needed.	\$	2,920,118	\$	2,917,534
A.2.3. Strategy: INSURER FRAUD Investigate Potential Insurer Fraud and Initiate Legal Action.	\$	1,129,786	\$	1,116,221
A.2.4. Strategy: TEXASONLINE TexasOnline. Estimated and Nontransferable.	<u>\$</u>	<u>380,000</u>	<u>\$</u>	<u>380,000</u>
Total, Goal A: ENCOURAGE FAIR COMPETITION	<u>\$</u>	<u>22,452,302</u>	<u>\$</u>	<u>21,528,572</u>
B. Goal: INSURANCE INDUSTRY FINANCIAL HEALTH Encourage the Financial Health of the Insurance Industry.				
B.1.1. Strategy: INSURERS FINANCIAL CONDITION Analyze the Financial Condition of Insurers and Take Solvency Action.	\$	12,129,599	\$	12,129,598
C. Goal: DECREASE INDUSTRY LOSS COSTS Decrease Insurance Industry Loss Costs.				
C.1.1. Strategy: LOSS CONTROL PROGRAMS Inspect Loss Control Programs and Assure Code and Schedule Compliance.	\$	2,659,805	\$	2,659,805
C.1.2. Strategy: PROVIDER AND CONSUMER FRAUD Investigate Provider/Consumer Fraud & Refer Violations for Prosecution.	\$	1,299,461	\$	1,299,461
C.1.3. Strategy: WORKERS' COMPENSATION FRAUD Investigate Workers' Compensation Insurance Fraud.	<u>\$</u>	<u>214,152</u>	<u>\$</u>	<u>214,152</u>
Total, Goal C: DECREASE INDUSTRY LOSS COSTS	<u>\$</u>	<u>4,173,418</u>	<u>\$</u>	<u>4,173,418</u>
D. Goal: REDUCE LOSSES DUE TO FIRE Reduce Loss of Life and Property Due to Fire.				
D.1.1. Strategy: FIRE PROTECTION ⁸ Provide Fire Prevention through Education & Enforcement of Regulations.	\$	4,018,202	\$	4,300,369
E. Goal: SAFE AND HEALTHY WORKPLACES To Promote Safe and Healthy Workplaces.				
E.1.1. Strategy: HEALTH AND SAFETY SERVICES Provide Health and Safety Services in Texas Workplaces.	\$	4,267,220	\$	4,267,220
E.2.1. Strategy: RETURN-TO-WORK EDUCATION Provide Education on Disability Management and Return-to-work Programs.	<u>\$</u>	<u>337,456</u>	<u>\$</u>	<u>337,456</u>
Total, Goal E: SAFE AND HEALTHY WORKPLACES	<u>\$</u>	<u>4,604,676</u>	<u>\$</u>	<u>4,604,676</u>
F. Goal: WORKERS' COMP BENEFITS & DELIVERY Ensure the Appropriate Delivery of Workers' Compensation Benefits.				
F.1.1. Strategy: MEDICAL COST CONTAINMENT Ensure Appropriate Utilization of Medical Services.	\$	1,939,542	\$	1,939,542
F.2.1. Strategy: MONITORING AND ENFORCEMENT Monitor Stakeholder Activity and Take Enforcement Action.	\$	2,435,660	\$	2,435,660

⁷ Incorporates Article IX, § 19.10, of this Act, due to the enactment of HB 716, 80th Legislature, Regular Session, relating to mortgage fraud, in the amount of \$26,906 in FY 2008 and \$24,322 in FY 2009 in Strategy A.2.2, Investigation and Enforcement, and \$141,256 in FY 2008 and \$127,691 in FY 2009 in Strategy A.2.3, Insurer Fraud in General Revenue Insurance Companies Maintenance Tax and Insurance Department Fees and increased the FTE cap by 3.0 each fiscal year of the biennium.

⁸ Incorporates Article IX, § 19.94, of this Act, due to the enactment of HB 2935, 80th Legislature, Regular Session, relating to the regulation of cigarettes, in the amount of \$98,390 in FY 2008 and \$380,557 in FY 2009 in Texas Department of Insurance Operating Fund Account No. 036 and increased the FTE cap by 2.80 in FY 2008 and 9.0 in FY 2009.

DEPARTMENT OF INSURANCE
(Continued)

F.3.1. Strategy: DEVELOP AND IMPLEMENT PROCESSES	\$	6,704,532	\$	6,289,152
F.4.1. Strategy: CERTIFY SELF-INSURANCE Certify and Regulate Private Employers that Qualify to Self-Insure.	\$	660,872	\$	660,872
F.5.1. Strategy: DISPUTE RESOLUTION Minimize and Resolve Indemnity and Medical Disputes.	\$	15,425,519	\$	14,874,899
F.6.1. Strategy: SUBSEQUENT INJURY FUND ADMIN Subsequent Injury Fund Administration.	\$	<u>3,737,525</u>	\$	<u>3,737,525</u>
Total, Goal F: WORKERS' COMP BENEFITS & DELIVERY	\$	<u>30,903,650</u>	\$	<u>29,937,650</u>
G. Goal: INDIRECT ADMINISTRATION				
G.1.1. Strategy: CENTRAL ADMINISTRATION	\$	7,835,338	\$	7,835,338
G.1.2. Strategy: INFORMATION RESOURCES ^{9, 10}	\$	10,249,769	\$	9,757,770
G.1.3. Strategy: OTHER SUPPORT SERVICES	\$	<u>3,563,254</u>	\$	<u>3,075,997</u>
Total, Goal G: INDIRECT ADMINISTRATION	\$	<u>21,648,361</u>	\$	<u>20,669,105</u>
H. Goal: CONTINGENCY APPROPRIATIONS				
H.1.1. Strategy: CONTINGENCY LONG TERM CARE Long Term Care Insurance Partnerships.	\$	150,000	\$	150,000
H.1.2. Strategy: CONTINGENCY CROSS BORDER ¹¹ Cross Border Health Plans.	\$	<u>0</u>	\$	<u>0</u>
Total, Goal H: CONTINGENCY APPROPRIATIONS	\$	<u>150,000</u>	\$	<u>150,000</u>
I. Goal: THREE-SHARE ASSISTANCE PROGRAMS Three-Share Premium Assistance Programs.				
I.1.1. Strategy: THREE-SHARE ASSISTANCE PROGRAMS Three-Share Premium Assistance Programs.	\$	300,000	\$	450,000
Grand Total, DEPARTMENT OF INSURANCE	\$	<u><u>100,380,208</u></u>	\$	<u><u>97,943,388</u></u>
Object-of-Expense Informational Listing:				
Salaries and Wages	\$	73,070,507	\$	73,111,050
Other Personnel Costs		2,495,786		2,495,786
Professional Fees and Services		3,469,519		2,569,519
Fuels and Lubricants		109,550		109,550
Consumable Supplies		702,352		705,166
Utilities		935,266		935,266
Travel		2,252,851		2,270,757
Rent - Building		3,044,895		3,044,895
Rent - Machine and Other		524,475		524,475
Other Operating Expense		12,027,192		11,215,109
Grants		250,000		400,000
Capital Expenditures		<u>1,497,815</u>		<u>561,815</u>
Total, Object-of-Expense Informational Listing	\$	<u><u>100,380,208</u></u>	\$	<u><u>97,943,388</u></u>
Estimated Allocations for Employee Benefits and Debt Service Appropriations Made Elsewhere in this Act:				
<u>Employee Benefits</u>				
Retirement	\$	4,665,072	\$	4,735,929
Group Insurance		12,498,636		12,809,751
Social Security		5,599,737		5,684,776

⁹ Incorporates the passage of HB 15, 80th Legislature, Regular Session, § 30 (n)(5) relating to data center services, which appropriated \$217,369 out of General Revenue Insurance Companies Maintenance Tax and Insurance Department Fees, and \$274,631 out of Texas Department of Insurance Operating Fund Account No. 036 for the purpose of making payments for data center consolidation hardware upgrades and physical transfer of equipment.

¹⁰ Incorporates the passage of HB 15, 80th Legislature, Regular Session § 30(h) relating to data center services, which reduces appropriations by \$912,610 out of General Revenue Insurance Companies Maintenance Tax and Insurance Department Fees, \$1,153,023 out of the Texas Department of Insurance Operating Fund Account No. 036 for reduced costs related to the data center consolidation.

¹¹ Neither HB 2483 nor SB 1445, 80th Legislature, Regular Session, relating to the operation and regulation of cross order health benefit plans, passed, resulting in a reduction of \$150,000 each fiscal year in Texas Department of Insurance Operating Fund Account No. 036 and a reduction in the FTE cap of 3.0 each fiscal year.

DEPARTMENT OF INSURANCE
(Continued)

Benefits Replacement	<u>766,012</u>	<u>727,711</u>
Subtotal, Employee Benefits	<u>\$ 23,529,457</u>	<u>\$ 23,958,167</u>
<u>Debt Service</u>		
Lease Payments	<u>\$ 2,951,493</u>	<u>\$ 2,900,359</u>
Total, Estimated Allocations for Employee Benefits and Debt Service Appropriations Made Elsewhere in this Act	<u>\$ 26,480,950</u>	<u>\$ 26,858,526</u>

- 1. Performance Measure Targets.** The following is a listing of the key performance target levels for the Department of Insurance. It is the intent of the Legislature that appropriations made by this Act be utilized in the most efficient and effective manner possible to achieve the intended mission of the Department of Insurance. In order to achieve the objectives and service standards established by this Act, the Department of Insurance shall make every effort to attain the following designated key performance target levels associated with each item of appropriation.

	<u>2008</u>	<u>2009</u>
A. Goal: ENCOURAGE FAIR COMPETITION		
Outcome (Results/Impact):		
Percent of Agent License Filings Completed within 15 Days	96%	96%
Percent of Statutory Rate and Form Filings Completed within 90 Days	87%	87%
Number of Automobiles Covered by Voluntary Policies as a Percent of Total Private Passenger Automobiles in Underserved Markets	75%	75%
Percent of Personal Auto and Residential Property Rate and Form Filings Completed within 60 Days	95%	95%
Percent of Licensees Who Renew Online	60%	65%
A.1.1. Strategy: CONSUMER ED. AND MKT. ANALYSES		
Output (Volume):		
Number of Inquiries Answered	1,100,000	1,200,000
Number of Rate Guides Distributed	1,100,000	1,200,000
A.2.1. Strategy: RESOLVE COMPLAINTS		
Output (Volume):		
Number of Complaints Resolved	26,200	26,200
Efficiencies:		
Average Response Time (in Days) to Complaints	30	30
A.2.3. Strategy: INSURER FRAUD		
Output (Volume):		
Number of Referrals of Alleged Insurer Fraud to State and Federal Prosecutors	70	70
B. Goal: INSURANCE INDUSTRY FINANCIAL HEALTH		
Outcome (Results/Impact):		
Percent of Statutorily Mandated Examinations Completed within 18 Months	96%	97%
Special Deputy Receiver Receivership Asset Recovery Expenses as a Percent of the Total Dollars Collected by Special Deputy Receivers	15%	15%
Average Number of Days from Company "At Risk" Identification to the Date of Solvency-related Regulatory Action	31	31
Percent of Companies Rehabilitated after Texas Department of Insurance Solvency-related Intervention	18%	18%
B.1.1. Strategy: INSURERS FINANCIAL CONDITION		
Output (Volume):		
Number of Entities Receiving Texas Department of Insurance Solvency-related Intervention	8	8
Number of Holding Company Transactions Reviewed	750	750
Number of Actuarial Examinations Completed	80	80
Number of On-site Examinations Conducted	160	160
Efficiencies:		
Average State Cost Per Examination	29,482	29,482
Explanatory:		
Dollar Amount (in Millions) of Insurance Company Insolvencies	20	20
Number of Estates Placed in Receivership	4	4
C. Goal: DECREASE INDUSTRY LOSS COSTS		
Outcome (Results/Impact):		
Percent of Commercial Property Inspections That Meet Filed Rating Schedule Requirements	85%	85%

DEPARTMENT OF INSURANCE

(Continued)

Percent of Windstorm Inspections That Result in an "Approved" Status Code	35%	35%
C.1.1. Strategy: LOSS CONTROL PROGRAMS		
Output (Volume):		
Number of Windstorm Inspections Completed	11,500	11,500
Number of Inspections of Insurer Loss Control Programs Completed	200	200
Number of Commercial Property Oversight Inspections Completed	1,160	1,160
Efficiencies:		
Average Cost Per Windstorm Inspection	50	50
C.1.2. Strategy: PROVIDER AND CONSUMER FRAUD		
Output (Volume):		
Number of Referrals of Alleged Consumer and Provider Fraud to State or Federal Prosecutors	110	110
D. Goal: REDUCE LOSSES DUE TO FIRE		
Outcome (Results/Impact):		
Percent of State Fire Marshal's Office Criminal Referrals Resulting in Enforcement/Legal Action	79%	79%
Percent of Registrations, Licenses, and Permits Issued, after Receipt of a Completed Application, within 20 Days to Fire Alarm, Fire Extinguisher, Fire Sprinkler, and Fireworks Firms, Individuals, and Other Regulated Entities	99%	99%
D.1.1. Strategy: FIRE PROTECTION		
Output (Volume):		
Number of Fire Investigations Completed	507	507
Number of Registrations, Licenses, and Permits Issued to Fire Alarm, Fire Extinguisher, Fire Sprinkler and Fireworks Firms, Individuals, and Other Regulated Entities	11,700	11,700
E. Goal: SAFE AND HEALTHY WORKPLACES		
Outcome (Results/Impact):		
Statewide Incidence Rate of Injuries and Illnesses per 100 Full-time Employees	3.9	3.9
Percent of Employees Temporary Income Benefits (TIBs) Recipients Returning to Work Within 90 Days of Injury (Based on TIBs Duration)	56	58
E.1.1. Strategy: HEALTH AND SAFETY SERVICES		
Output (Volume):		
Number of Consultations and Inspections Provided to Employers	3,360	3,360
E.2.1. Strategy: RETURN-TO-WORK EDUCATION		
Output (Volume):		
Number of Persons Receiving Return-to-work Training	10,417	10,417
F. Goal: WORKERS' COMP BENEFITS & DELIVERY		
Outcome (Results/Impact):		
Percentage of Medical Bills Processed Timely	95%	95%
Dollar Amount Returned to Workers' Compensation System Participants through Complaint Resolution	500,000	475,000
Average Number of Days to Resolve Indemnity Disputes through Dispute Resolution Proceedings	116	115
Percentage of Medical Fee Disputes Resolved by Agency Decision	95%	95%
Total Payments Made out of the Subsequent Injury Fund for Lifetime Income Benefits and Reimbursements to Insurance Carriers	3,373,000	3,654,500
F.1.1. Strategy: MEDICAL COST CONTAINMENT		
Output (Volume):		
Number of Quality of Care Reviews of Health Care Providers, Insurance Carriers, and Independent Review Organizations Completed	82	82
Efficiencies:		
Average Number of Days to Complete Quality of Care Reviews of Health Care Providers, Insurance Carriers, and Independent Review Organizations	180	180
F.2.1. Strategy: MONITORING AND ENFORCEMENT		
Output (Volume):		
Number of Complaints Completed Involving Workers' Compensation System Participants	2,885	2,885
Efficiencies:		
Average Days to Complete a Complaint Involving Workers' Compensation System Participants	120	120

DEPARTMENT OF INSURANCE
(Continued)

F.5.1. Strategy: DISPUTE RESOLUTION
Efficiencies:

Average Number of Days from the Request for Benefit Review Conference to the Conclusion of the Benefit Review Conference	67	67
Average Number of Days from the Request for a Contested Case Hearing to the Distribution of the Decision	77	77

F.6.1. Strategy: SUBSEQUENT INJURY FUND ADMIN
Output (Volume):

Number of Injured Workers Receiving Lifetime Income Benefit (LIB) Payments through the SIF	41	42
--	----	----

2. **Capital Budget.** None of the funds appropriated above may be expended for capital budget items except as listed below. The amounts shown below shall be expended only for the purposes shown and are not available for expenditure for other purposes. Amounts appropriated above and identified in this provision as appropriations either for "Lease Payments to the Master Lease Purchase Program" or for items with a "(MLPP)" notation shall be expended only for the purpose of making lease-purchase payments to the Texas Public Finance Authority pursuant to the provisions of Government Code § 1232.103. Upon approval from the Legislative Budget Board, capital budgeted funds listed below under "Acquisition of Information Resource Technologies" may be used to lease information resources hardware and/or software, if determined by agency management to be in the best interest of the State of Texas.

	<u>2008</u>	<u>2009</u>
a. Acquisition of Information Resource Technologies		
(1) Purchase of Information Resource Technologies - Scheduled Replacement of Items	\$ 680,604	\$ 680,604
(2) Replace DWC Phone System	966,000	0
(3) Replace DWC Obsolete Infrastructure Technology	238,211	238,211
(4) Data Center Consolidation ¹²	<u>\$ 2,845,647</u>	<u>\$ 2,776,909</u>
Total, Acquisition of Information Resource Technologies	<u>\$ 4,730,462</u>	<u>\$ 3,695,724</u>
b. Transportation Items		
(1) Purchase of Transportation Items	\$ 198,000	\$ 198,000
Total, Capital Budget	<u><u>\$ 4,928,462</u></u>	<u><u>\$ 3,893,724</u></u>

Method of Financing (Capital Budget):

GR Dedicated - Texas Department of Insurance Operating Fund Account No. 036	\$ 4,269,819	\$ 3,244,206
General Revenue - Insurance Companies Maintenance Tax and Insurance Department Fees	<u>658,643</u>	<u>649,518</u>
Total, Method of Financing	<u><u>\$ 4,928,462</u></u>	<u><u>\$ 3,893,724</u></u>

3. **Appropriation Source, Rehabilitation of Insurance Companies.** Of the amounts appropriated above, \$125,000 each year of the biennium is from fees that the Department of Insurance shall collect from companies that are successfully rehabilitated by the department. Fees collected and appropriated above shall be in amounts sufficient to cover, yet not exceed, costs of rehabilitating those companies. Any such fees collected in excess of \$125,000 each year of the biennium are also hereby appropriated for the biennium beginning September 1, 2007, for the sole purpose of the rehabilitation of other insurance companies pursuant to § 17(a) of Article 21.28A of the Texas Insurance Code (estimated to be \$0).
4. **State Support for NAIC Activities.** The agency is prohibited from using resources in support of the National Association of Insurance Commissioners in the absence of NAIC accreditation of the Department of Insurance for compliance with NAIC Financial Regulation

¹² Incorporates Article IX, § 18.02 (e), of this Act, relating to data center consolidation, which requires data center services expenditures to be categorized as a capital budget item.

DEPARTMENT OF INSURANCE

(Continued)

Standards. The prohibition would be effective immediately upon loss of accreditation. The only exceptions to this prohibition shall be limited to expenditures necessary for (1) continued departmental use of the NAIC database for monitoring financial solvency of companies doing business in Texas; (2) solvency-related training; and (3) efforts to regain accreditation. The prohibition on using resources does not apply in the event that the Commissioner voluntarily determines not to participate in the state insurance department accreditation program.

5. **Liquidation Oversight and Title Examiner Full-Time-Equivalent Positions.** In addition to the "Number of Full-Time-Equivalents (FTE)" positions authorized above, an additional 32.5 FTE positions are authorized for each year of the 2008-09 biennium to support liquidation oversight and title examiner activities. These positions are excluded from the FTE cap.
6. **Appropriations Limited to Revenue Collections.** The application of special provisions limiting appropriations to revenue collections elsewhere in this Article shall be consistent with relevant statutory provisions governing the agency's assessment of tax rates and fees. As provided by the Texas Insurance Code and the Texas Labor Code, the Commissioners shall take into account unexpended funds in the preceding year when adjusting rates of assessment necessary to pay all expenses of regulating insurance and conducting the operations of the State Fire Marshal and the Office of Injured Employee Counsel during the succeeding year.
7. **Travel Cap.** Out of the funds appropriated above, expenditures for out-of-state travel by the Department of Insurance are limited to \$651,697 in fiscal year 2008 and \$651,697 in fiscal year 2009. Of these amounts, \$483,000 in fiscal year 2008 and \$483,000 in fiscal year 2009 shall be utilized solely for out-of-state travel for the purpose of financial examinations. Notwithstanding any other provisions in this act, travel expenditures associated with federal programs and paid out of federal funds are exempt from this limitation.
8. **Limit on Estimated Appropriations.** Excluding appropriations for the TexasOnline Authority, the combined appropriation authority from the General Revenue Fund, which includes Insurance Companies Maintenance Tax (Object Code 3203) and Insurance Department Fees (Object Code 3215), and General Revenue Fund-Dedicated-Texas Department of Insurance Operating Fund Account No. Fund 36 shall not exceed \$91,271,273 in fiscal year 2008 or \$89,968,015 in fiscal year 2009.
9. **State Support for NCOIL Activities.** Funds appropriated above include funds from the General Revenue - Insurance Companies Maintenance Tax, Insurance Department Fees and General Revenue Fund-Dedicated for payment of state dues for the National Conference of Insurance Legislators.
10. **Crash Records Information System.**¹³ Included in Strategy B.1.4, Crash Records Information System, at the Department of Public Safety is \$750,000 for fiscal year 2008 and \$750,000 for fiscal year 2009 from General Revenue - Insurance Companies Maintenance Tax and Insurance Department Fees for on-going maintenance of the Crash Records Information System.
11. **Increase Consumer Choice.** Out of amounts appropriated above, the Department of Insurance shall contract with the Office of Public Insurance Counsel in the amount of \$48,000 each fiscal year from the GR Dedicated-Texas Department of Insurance Operating Fund Account No. 036 to provide consumers with insurance information to make informed decisions.
12. **Consumer Information.**¹⁴ It is the intent of the Legislature that the Department of Insurance, out of the funds appropriated above, make expenditures necessary to create or maintain a website and publish printed promotional materials that encourage insurance consumers to comparison shop by providing those consumers the information they need to be informed consumers. The Legislature intends that the website include a list of each insurer writing residential property insurance or personal automobile insurance in this state and a description of each type of residential property insurance and personal automobile insurance policy issued in the state, including a comparison of the coverage, exclusions, and restrictions of each policy and a format that allows a side-by-side comparison of the features of the policy forms. The

¹³ Article IX, § 19.35, of this Act, transferred \$750,000 in FY 2008 and \$750,000 in FY 2009 from General Revenue Insurance Companies Maintenance and Insurance Department Fees for on-going maintenance to the Crash Records Information System from the Department of Public Safety to the Department of Transportation due to the enactment of SB 766, 80th Legislature, Regular Session.

¹⁴ Modified to correct error.

DEPARTMENT OF INSURANCE

(Continued)

website should also include sample rates for different policyholder profiles in each county or ZIP code. It is the intent of the Legislature that the department report quarterly to the Legislature and the public, beginning with a report for the quarter ending December 31, 2007, and thereafter not later than the 90th day after the last day of the quarter covered by the report the following information for each insurer that writes a line of insurance in the state: market share, profits and losses, average rate, and average loss ratio. It is the intent of the Legislature that the report include the change in rate over the previous 12, 24, and 36 months.

13. **Administrative Penalties.**¹⁵ The amounts appropriated above in Strategy E.2.1, Return-to-Work Education, include \$100,000 each year from revenues collected by the Division of Workers' Compensation as administrative penalties provided that expenditure of such funds appropriated above shall be limited to reimbursements under the Texas Workers' Compensation Act.
14. **Appropriation of Unexpended Balances.** Any unexpended balances as of August 31, 2008, not to exceed 5 percent for any item of appropriation above within Goals E and F, are hereby appropriated for the same purposes, in the same strategies, for the fiscal year beginning September 1, 2008.
15. **Subsequent Injury Fund.** Amounts appropriated above in Strategy F.6.1, Subsequent Injury Fund Administration, include an estimated \$3,670,140 in fiscal year 2008 and \$3,670,140 in fiscal year 2009 out of the GR Dedicated - Subsequent Injury Account No. 5101 for payment of liabilities pursuant to Labor Code, Chapter 403. In the event that actual liabilities exceed the estimated amounts, the Division of Workers' Compensation shall furnish information supporting the estimated additional liabilities to the Comptroller of Public Accounts. If the Comptroller finds that there are sufficient balances in the GR Dedicated - Subsequent Injury Account No. 5101 to support the payment of projected liabilities, a finding of fact to that effect shall be issued and a contingent appropriation shall be made available for the intended purposes.
16. **Contingency Appropriation: Long Term Care Insurance Partnership.**¹⁶ Amounts appropriated above to the Department of Insurance of \$150,000 each fiscal year in General Revenue-Dedicated - Texas Department of Insurance Operating Fund Account No. 36 in Strategy H.1.1, Contingency Long Term Care, and 3.0 Full-Time-Equivalents (FTE) positions each fiscal year included above in the "Number of Full-Time-Equivalents (FTE)" to implement licensing and regulatory requirements related to the Long Term Care Insurance Partnership are contingent upon the enactment of Senate Bill 22, Senate Bill 738, or House Bill 1834 by the Eightieth Legislature, Regular Session, 2007, or similar legislation relating to the establishment of the federally sponsored Long Term Care Insurance Partnership. Also, contingent upon the enactment of Senate Bill 22, Senate Bill 738, or House Bill 1834 by the Eightieth Legislature, Regular Session, 2007, or similar legislation relating to the establishment of the federally sponsored Long Term Care Insurance Partnership the Department of Insurance shall submit a progress report by September 1, 2008, on the status of establishing the Long Term Care Insurance Partnership, to the Legislative Budget Board and the Governor.
17. **Contingency Appropriation: Cross Border Health Plans.**¹⁷
 - a. Contingent on passage of House Bill 2483 or Senate Bill 1445 or similar legislation allowing U.S. based insurers and HMOs to offer fully-insured cross-border group and individual health plans to U.S. and Mexican citizens and requiring the Department of Insurance to conduct an evaluation study, by the Eightieth Legislature, Regular Session, 2007, the Department of Insurance shall submit a progress report by January 1, 2009, on the status of implementing licensing and regulatory requirements related to fully-insured cross-border group and individual health plans and the status of the evaluation study, to the Legislative Budget Board and the Governor.
 - b. Amounts appropriated above to the Department of Insurance of \$150,000 each fiscal year in General Revenue-Dedicated Fund - Texas Department of Insurance Operating Fund Account No. 36 in Strategy H.1.2, Contingency Cross Border Health Plans, and 2.0 Full-

¹⁵ Modified to align with statutory requirements.

¹⁶ SB 22, 80th Legislature, Regular Session, passed, establishing a Long Term Care Insurance Partnership.

¹⁷ Neither HB 2483 nor SB 1445, 80th Legislature, Regular Session, relating to the operation and regulation of cross border health benefit plans, passed, resulting in a reduction of \$150,000 each fiscal year in Texas Department of Insurance Operating Fund Account No. 036 and a reduction in the FTE cap of 3.0 FTEs each fiscal year.

DEPARTMENT OF INSURANCE
(Continued)

Time-Equivalents (FTE) positions each fiscal year included above in the "Number of Full-Time-Equivalents (FTE)" for the purpose of implementing licensing and regulatory requirements related to a fully-insured cross-border group and individual health plans, and conducting a study to evaluate effectiveness, are contingent on passage of House Bill 2483 or Senate Bill 1445 or similar legislation allowing U.S. based insurers and HMOs to offer fully-insured cross-border group and individual health plans to U.S. and Mexican citizens and requiring the Department of Insurance to conduct an evaluation study, by the Eightieth Legislature, Regular Session, 2007.

- 18. Three-Share Premium Assistance Programs.** Amounts appropriated above to the Department of Insurance of \$300,000 in fiscal year 2008 and \$450,000 in fiscal year 2009 in General Revenue - Insurance Companies Maintenance Tax and Insurance Department Fees in Strategy I.1.1, Three-Share Assistance Programs, and 1.0 Full-Time-Equivalents (FTE) position each fiscal year included above in the "Number of Full-Time-Equivalents (FTE)" is for the purpose of awarding, through a competitive application process, grants to local government entities for the research, planning, and development of "three-share" premium assistance programs to increase access to private healthcare coverage for the uninsured, and providing technical assistance to grant recipients. The agency shall consider the following factors in selecting recipients of grant funds:
- a. proposals to match grant awards with local funds
 - b. percentage of uninsured in the applicable area
 - c. existing efforts in pursuing "three-share" premium assistance programs
 - d. healthcare use and delivery factors affecting the area's healthcare infrastructure and capacity.

The agency shall develop grant application requirements, process, and award criteria and shall report that information to the Legislative Budget Board and the Governor no later than January 1, 2008. The agency shall report a summary of the grants awarded to local government entities to the Legislative Budget Board and the Governor no later than January 1, 2009.

- 19. Division of Workers' Compensation Reporting Requirement.** The Division of Workers' Compensation shall include information collected about on-the-job injuries and occupational diseases, compliance with notice requirements regarding whether employers carry workers' compensation insurance from non-subscribing employers and administrative penalties levied against non-complying employers under the provisions of the Labor Code § 411.032 and Texas Administrative Code, Title 28, Insurance §§ 110.1, 110.101, and 160.2 in its biennial report submitted to the Legislature.

OFFICE OF PUBLIC INSURANCE COUNSEL

	For the Years Ending	
	August 31, 2008	August 31, 2009
Method of Financing:		
General Revenue Fund	\$ 996,726	\$ 996,726
Interagency Contracts	<u>48,000</u>	<u>48,000</u>
Total, Method of Financing	<u><u>\$ 1,044,726</u></u>	<u><u>\$ 1,044,726</u></u>
Other Direct and Indirect Costs Appropriated Elsewhere in this Act	\$ 336,261	\$ 336,325
This bill pattern represents an estimated 100% of this agency's estimated total available funds for the biennium.		
Number of Full-Time-Equivalents (FTE):	16.5	16.5
Schedule of Exempt Positions:		
Public Counsel, Group 3	\$99,000	\$99,000

OFFICE OF PUBLIC INSURANCE COUNSEL
(Continued)

Items of Appropriation:

A. Goal: ADVOCATE FOR INSURANCE CONSUMERS
Advocate for TX Consumers in Rate/Rule/Judicial/Legislative Hearings.

A.1.1. Strategy: PARTICIPATE IN RATE/RULE HEARINGS	\$	957,049	\$	957,049
Participate in Rate, Rulemaking, Judicial, and Legislative Proceedings.				

B. Goal: INCREASE CONSUMER CHOICE
Increase Consumer Choice-Educate Texas Insurance Consumers.

B.1.1. Strategy: INSURANCE INFORMATION	\$	87,677	\$	87,677
Provide Consumers with Information to Make Informed Choices.				

Grand Total, OFFICE OF PUBLIC INSURANCE COUNSEL	\$	1,044,726	\$	1,044,726
---	----	-----------	----	-----------

Object-of-Expense Informational Listing:

Salaries and Wages	\$	815,122	\$	815,122
Other Personnel Costs		22,546		22,546
Professional Fees and Services		123,532		123,532
Consumable Supplies		8,361		8,361
Utilities		3,985		3,985
Travel		4,750		4,750
Rent - Building		157		157
Rent - Machine and Other		8,912		8,912
Other Operating Expense		53,486		53,486
Capital Expenditures		3,875		3,875

Total, Object-of-Expense Informational Listing	\$	1,044,726	\$	1,044,726
--	----	-----------	----	-----------

Estimated Allocations for Employee Benefits and Debt Service Appropriations Made Elsewhere in this Act:

Employee Benefits

Retirement	\$	54,919	\$	55,742
Group Insurance		79,939		80,779
Social Security		66,936		67,940
Benefits Replacement		6,487		6,163

Subtotal, Employee Benefits	\$	208,281	\$	210,624
-----------------------------	----	---------	----	---------

Debt Service

Lease Payments	\$	83,808	\$	82,534
----------------	----	--------	----	--------

Total, Estimated Allocations for Employee Benefits and Debt Service Appropriations Made Elsewhere in this Act	\$	292,089	\$	293,158
---	----	---------	----	---------

1. Performance Measure Targets. The following is a listing of the key performance target levels for the Office of Public Insurance Counsel. It is the intent of the Legislature that appropriations made by this Act be utilized in the most efficient and effective manner possible to achieve the intended mission of the Office of Public Insurance Counsel. In order to achieve the objectives and service standards established by this Act, the Office of Public Insurance Counsel shall make every effort to attain the following designated key performance target levels associated with each item of appropriation.

	2008	2009
A. Goal: ADVOCATE FOR INSURANCE CONSUMERS		
Outcome (Results/Impact):		
Percentage of Analyzed Rate and Rulemaking Proceedings in Which OPIC Participated	75%	75%
Percentage of Rate Filings and Rules Changed for the Benefit of Consumers as a Result of OPIC Participation	90%	90%
A.1.1. Strategy: PARTICIPATE IN RATE/RULE HEARINGS		
Output (Volume):		
Number of Rate Hearings in Which OPIC Participated	5	5
Number of Analyzed Rate Filings in Which OPIC Participated	32	32

OFFICE OF PUBLIC INSURANCE COUNSEL
(Continued)

Number of Rulemaking Proceedings in Which OPIC Participated	40	40
B. Goal: INCREASE CONSUMER CHOICE		
Outcome (Results/Impact):		
Percent of Texas Insurance Consumers Reached by OPIC Outreach Efforts	26%	26%
B.1.1. Strategy: INSURANCE INFORMATION		
Output (Volume):		
Number of Report Cards and Publications Produced and Distributed	600,000	600,000
Total Number of Public Presentations or Communications by OPIC	48	48

BOARD OF PROFESSIONAL LAND SURVEYING

	For the Years Ending	
	August 31, 2008	August 31, 2009
Method of Financing:		
General Revenue Fund	\$ 426,754	\$ 395,025
Total, Method of Financing	<u>\$ 426,754</u>	<u>\$ 395,025</u>
Other Direct and Indirect Costs Appropriated Elsewhere in this Act		
	\$ 84,217	\$ 84,390
This bill pattern represents an estimated 100% of this agency's estimated total available funds for the biennium.		
Number of Full-Time-Equivalents (FTE):¹	5.0	5.0
Schedule of Exempt Positions:		
Executive Director, Group 1	\$55,000	\$55,000
Items of Appropriation:		
A. Goal: LICENSING & ENFORCEMENT		
Ensure Surveys Prepared by Qualified Licensees Meet/Exceed Standards.		
A.1.1. Strategy: LICENSING AND EDUCATION^{1, 2} Examine New Applicants & Ensure Continuing Education Requirements.	\$ 308,448	\$ 282,150
A.1.2. Strategy: INDIRECT ADMIN-LICENSING/EDUCATION^{1, 2} Indirect Administration - Licensing and Education.	\$ 96,126	\$ 90,695
A.1.3. Strategy: EXAMINATION Purchase and Grade the National Exam. Estimated and Nontransferable.	\$ 8,180	\$ 8,180
A.1.4. Strategy: TEXASONLINE TexasOnline. Estimated and Nontransferable.	<u>\$ 14,000</u>	<u>\$ 14,000</u>
Total, Goal A: LICENSING & ENFORCEMENT	<u>\$ 426,754</u>	<u>\$ 395,025</u>
Grand Total, BOARD OF PROFESSIONAL LAND SURVEYING	<u>\$ 426,754</u>	<u>\$ 395,025</u>
Object-of-Expense Informational Listing:		
Salaries and Wages	\$ 239,338	\$ 239,338
Other Personnel Costs	15,682	15,682

¹ Incorporates Article IX, § 19.20, of this Act, due to the enactment of HB 2820, 80th Legislature, Regular Session, relating to the practice of professional land surveying by a business entity, resulting in an increase in General Revenue Funds of \$30,898 and 0.5 FTEs in FY 2008 and \$16,668 and 0.5 FTEs in FY 2009.
² Incorporates Article IX, § 19.01, of this Act, due to the enactment of SB 1340, 80th Legislature, Regular Session, relating to the requirements for a surveyor-in-training certificate, resulting in an increase in General Revenue Funds of \$7,500 in FY 2008.

BOARD OF PROFESSIONAL LAND SURVEYING
(Continued)

Professional Fees and Services	55,440	34,440
Consumable Supplies	1,000	1,000
Utilities	2,000	2,000
Travel	38,800	38,800
Rent - Machine and Other	3,385	3,385
Other Operating Expense	<u>71,109</u>	<u>60,380</u>
Total, Object-of-Expense Informational Listing	<u>\$ 426,754</u>	<u>\$ 395,025</u>
Estimated Allocations for Employee Benefits and Debt Service Appropriations Made Elsewhere in this Act:		
<u>Employee Benefits</u>		
Retirement	\$ 9,906	\$ 10,055
Group Insurance	28,515	29,075
Social Security	17,436	17,698
Benefits Replacement	<u>3,611</u>	<u>3,430</u>
Subtotal, Employee Benefits	<u>\$ 59,468</u>	<u>\$ 60,258</u>
<u>Debt Service</u>		
Lease Payments	<u>\$ 9,487</u>	<u>\$ 9,382</u>
Total, Estimated Allocations for Employee Benefits and Debt Service Appropriations Made Elsewhere in this Act	<u>\$ 68,955</u>	<u>\$ 69,640</u>

1. **Performance Measure Targets.** The following is a listing of the key performance target levels for the Board of Professional Land Surveying. It is the intent of the Legislature that appropriations made by this Act be utilized in the most efficient and effective manner possible to achieve the intended mission of the Board of Professional Land Surveying. In order to achieve the objectives and service standards established by this Act, the Board of Professional Land Surveying shall make every effort to attain the following designated key performance target levels associated with each item of appropriation.

	<u>2008</u>	<u>2009</u>
A. Goal: LICENSING & ENFORCEMENT		
Outcome (Results/Impact):		
Percent of Licensees with No Recent Violations	99%	99%
Percent of Documented Complaints Resolved within Six Months	95%	95%
Percent of Licensees Who Renew Online	50%	50%
A.1.1. Strategy: LICENSING AND EDUCATION		
Output (Volume):		
Number of New Licenses Issued to Individuals	70	70
Number of Licenses Renewed (Individuals)	2,986	2,986
Complaints Resolved	57	57
Efficiencies:		
Average Licensing Cost Per Individual License Issued	5.81	5.81
Median Time for Complaint Resolution (Days)	110	110
A.1.3. Strategy: EXAMINATION		
Output (Volume):		
Individuals Examined (National Exam)	121	121

DEPARTMENT OF LICENSING AND REGULATION

	For the Years Ending	
	August 31,	August 31,
	<u>2008</u>	<u>2009</u>
Method of Financing:		
General Revenue Fund	\$ 21,576,546	\$ 20,374,366
<u>General Revenue Fund - Dedicated</u>		
Private Beauty Culture School Tuition Protection Account No. 108	20,000	20,000

DEPARTMENT OF LICENSING AND REGULATION
(Continued)

Barber School Tuition Protection Account No. 5081	5,000	5,000
Subtotal, General Revenue Fund - Dedicated	\$ 25,000	\$ 25,000
<u>Other Funds</u>		
Appropriated Receipts	495,000	495,000
Interagency Contracts	18,634	18,634
Auctioneer Education and Recovery Trust Fund No. 898	25,000	25,000
Subtotal, Other Funds	\$ 538,634	\$ 538,634
Total, Method of Financing	\$ 22,140,180	\$ 20,938,000
Other Direct and Indirect Costs Appropriated Elsewhere in this Act		
	\$ 5,204,604	\$ 5,243,240
This bill pattern represents an estimated 100% of this agency's estimated total available funds for the biennium.		
Number of Full-Time-Equivalents (FTE): ^{1, 2, 3, 4}	379.5	379.5
Schedule of Exempt Positions:		
Executive Director, Group 4	\$123,750	\$123,750
Items of Appropriation:		
A. Goal: LICENSING		
License, Certify, and Register Qualified Individuals and Businesses.		
A.1.1. Strategy: LICENSE, REGISTER AND CERTIFY ^{1, 2, 3} Issue Licenses, Registrations, & Certificates to Qualified Individuals.	\$ 6,255,122	\$ 5,374,941
A.1.2. Strategy: LICENSE BUSINESSES AND FACILITIES	\$ 516,110	\$ 516,110
A.1.3. Strategy: EXAMINATIONS Administer Exams to Applicants.	\$ 223,288	\$ 223,288
A.1.4. Strategy: CONTINUING EDUCATION/CUSTOMER SERV ⁵ Develop Continuing Education and Provide Customer Service.	\$ 2,007,717	\$ 1,792,216
A.1.5. Strategy: TEXASONLINE TexasOnline. Estimated and Nontransferable.	\$ 331,200	\$ 331,200
Total, Goal A: LICENSING	\$ 9,333,437	\$ 8,237,755
B. Goal: ENFORCEMENT		
Protect the Public by Enforcing Laws Administered by the Agency.		
B.1.1. Strategy: CONDUCT INSPECTIONS Enforce Laws by Conducting Routine, Complex, and Special Inspections.	\$ 5,232,442	\$ 5,229,591
B.1.2. Strategy: BUILDING PLAN REVIEWS Perform Building Plan Reviews.	\$ 705,159	\$ 705,160

¹ Incorporates Article IX, § 19.02, of this Act, due to the enactment of HB 463, 80th Legislature, Regular Session, relating to the regulation of air conditioning and refrigeration contracting, resulting in an increase in General Revenue Funds of \$645,092 and 12.0 FTEs in FY 2008 and \$572,826 and 12.0 FTEs in FY 2009.

² Incorporates Article IX, § 19.39, of this Act, due to the enactment of HB 2094, 80th Legislature, Regular Session, relating to the licensing and regulation of tow trucks, tow truck operators, and vehicle storage facilities, resulting in an increase in General Revenue Funds of \$4,278,047 and 71.0 FTEs in FY 2008 and \$3,552,857 and 71.0 FTEs in FY 2009. SB 1118, 80th Legislature, Regular Session, did not pass. See HB 2094, 80th Legislature, Regular Session, which did pass.

³ Incorporates Article IX, § 19.41, of this Act, due to the enactment of SB 1222, 80th Legislature, Regular Session, relating to the licensing and regulation of appliance installers and appliance installation contractors, resulting in an increase in General Revenue Funds of \$223,330 and 3.5 FTEs in FY 2008 and \$140,605 and 3.5 FTEs in FY 2009.

⁴ Incorporates Article IX, § 18.02 (c), of this Act, relating to data center consolidation, which reduces the FTE cap by 1.0 each fiscal year of the biennium.

⁵ Incorporates Article IX, § 19.105, of this Act, due to the enactment of HB 3064, 80th Legislature, Regular Session, relating to the registration and regulation of certain discount health plans, resulting in an increase in General Revenue Funds of \$226,852 in FY 2008 and \$201,764 in FY 2009.

DEPARTMENT OF LICENSING AND REGULATION
(Continued)

B.1.3. Strategy: RESOLVE COMPLAINTS Enforce Compliance by Settlement, Prosecution, Penalty and Sanction.	\$	2,069,303	\$	1,987,103
B.1.4. Strategy: INVESTIGATION Investigate Complaints.	\$	<u>1,646,552</u>	\$	<u>1,620,557</u>
Total, Goal B: ENFORCEMENT	\$	<u>9,653,456</u>	\$	<u>9,542,411</u>
C. Goal: INDIRECT ADMINISTRATION				
C.1.1. Strategy: CENTRAL ADMINISTRATION	\$	1,561,563	\$	1,561,564
C.1.2. Strategy: INFORMATION RESOURCES ^{6, 7}	\$	1,228,457	\$	1,233,003
C.1.3. Strategy: OTHER SUPPORT SERVICES	\$	<u>363,267</u>	\$	<u>363,267</u>
Total, Goal C: INDIRECT ADMINISTRATION	\$	<u>3,153,287</u>	\$	<u>3,157,834</u>
Grand Total, DEPARTMENT OF LICENSING AND REGULATION	\$	<u><u>22,140,180</u></u>	\$	<u><u>20,938,000</u></u>
Object-of-Expense Informational Listing:				
Salaries and Wages	\$	15,370,386	\$	15,370,386
Other Personnel Costs		401,480		401,480
Professional Fees and Services		277,128		274,532
Fuels and Lubricants		5,000		5,000
Consumable Supplies		94,750		94,750
Utilities		90,000		90,000
Travel		706,000		706,000
Rent - Building		110,803		110,803
Rent - Machine and Other		57,753		57,753
Other Operating Expense		4,851,980		3,732,296
Capital Expenditures		<u>174,900</u>		<u>95,000</u>
Total, Object-of-Expense Informational Listing	\$	<u><u>22,140,180</u></u>	\$	<u><u>20,938,000</u></u>
Estimated Allocations for Employee Benefits and Debt Service Appropriations Made Elsewhere in this Act:				
<u>Employee Benefits</u>				
Retirement	\$	827,349	\$	839,760
Group Insurance		2,171,524		2,224,824
Social Security		1,041,441		1,057,063
Benefits Replacement		<u>81,730</u>		<u>77,644</u>
Subtotal, Employee Benefits	\$	<u>4,122,044</u>	\$	<u>4,199,291</u>
<u>Debt Service</u>				
Lease Payments	\$	<u>39,322</u>	\$	<u>40,556</u>
Total, Estimated Allocations for Employee Benefits and Debt Service Appropriations Made Elsewhere in this Act	\$	<u><u>4,161,366</u></u>	\$	<u><u>4,239,847</u></u>

1. Performance Measure Targets. The following is a listing of the key performance target levels for the Department of Licensing and Regulation. It is the intent of the Legislature that appropriations made by this Act be utilized in the most efficient and effective manner possible to achieve the intended mission of the Department of Licensing and Regulation. In order to achieve the objectives and service standards established by this Act, the Department of Licensing and Regulation shall make every effort to attain the following designated key performance target levels associated with each item of appropriation.

	<u>2008</u>	<u>2009</u>
A. Goal: LICENSING		
Outcome (Results/Impact):		
Percent of Licensees with No Recent Violations	99.8%	99.8%

⁶ Incorporates the passage of HB 15, § 30 (a)(14), 80th Legislature, Regular Session, relating to data center services, which appropriated \$147,631 out of General Revenue Funds for the purpose of making payments for data center services.

⁷ Incorporates the passage of HB 15, § 30 (n)(17), 80th Legislature, Regular Session, relating to data center services, which appropriated \$13,000 out of General Revenue Funds for the purpose of making payments for data center consolidation hardware upgrades and physical transfer of equipment.

DEPARTMENT OF LICENSING AND REGULATION
(Continued)

Percent of Licensees Who Renew Online	83.2%	83.2%
Percent of New Individual Licenses Issued Online	30.1%	30.1%
A.1.1. Strategy: LICENSE, REGISTER AND CERTIFY		
Output (Volume):		
Number of New Licenses Issued to Individuals ^{8, 9, 10}	170,818	78,650
Number of Licenses Renewed (Individuals) ⁹	176,563	277,892
Efficiencies:		
Average Licensing Cost Per Individual License Issued	3.9	3.9
Explanatory:		
Total Number of Individuals Licensed	478,150	491,047
A.1.2. Strategy: LICENSE BUSINESSES AND FACILITIES		
Explanatory:		
Total Number of Business Facilities Licensed ¹¹	200,090	207,929

B. Goal: ENFORCEMENT

Outcome (Results/Impact):		
Percent of Documented Complaints Resolved within Six Months	75%	75%
Percent of Architectural Barrier Building Plan Reviews Completed within Thirty Days	98%	98%
Inspection Coverage Rate	98%	98%
Percentage of Boilers Inspected for Certification within Appropriate Timelines	72%	74%
B.1.1. Strategy: CONDUCT INSPECTIONS		
Output (Volume):		
Total Number of Architectural Barrier Inspections Completed by Agency and Third Party Inspectors	15,750	16,000
Efficiencies:		
Average Number of Months to Complete Architectural Barrier Inspections by Agency Staff	1.85	1.85
Explanatory:		
Total Number of Inspections Completed	103,627	105,557
B.1.3. Strategy: RESOLVE COMPLAINTS		
Output (Volume):		
Number of Complaints Resolved ^{9, 11}	7,139	9,903
Efficiencies:		
Average Time for Consumer Complaint Resolution (Days)	107	107
B.1.4. Strategy: INVESTIGATION		
Explanatory:		
Number of Jurisdictional Complaints Received ^{9, 11}	10,067	10,167

2. **Capital Budget.** None of the funds appropriated may be expended for capital budget items except as listed below. The amounts shown below shall be expended only for the purposes shown and are not available for expenditure for other purposes. Amounts appropriated above and identified in this provision as appropriations either for "Lease Payments to the Master Lease Purchase Program" or for items with a "(MLPP)" notation shall be expended only for the purpose of making lease-purchase payments to the Texas Public Finance Authority pursuant to the provisions of Government Code § 1232.103. Upon approval from the Legislative Budget Board, capital budgeted funds listed below under "Acquisition of Information Resource Technologies" may be used to lease information resources hardware and/or software, if determined by agency management to be in the best interest of the State of Texas.

⁸ Incorporates Article IX, § 19.02, of this Act, due to the enactment of HB 463, 80th Legislature, Regular Session, relating to the regulation of air conditioning and refrigeration contracting, resulting in an increase in General Revenue Funds of \$645,092 and 12.0 FTEs in FY 2008 and \$572,826 and 12.0 FTEs in FY 2009.

⁹ Incorporates Article IX, § 19.39, of this Act, due to the enactment of HB 2094, 80th Legislature, Regular Session, relating to the licensing and regulation of tow trucks, tow truck operators, and vehicle storage facilities, resulting in an increase in General Revenue Funds of \$4,278,047 and 71.0 FTEs in FY 2008 and \$3,552,857 and 71.0 FTEs in FY 2009. SB 1118, 80th Legislature, Regular Session, did not pass. See HB 2094, 80th Legislature, Regular Session, which did pass.

¹⁰ Incorporates Article IX, § 19.41, of this Act, due to the enactment of SB 1222, 80th Legislature, Regular Session, relating to the licensing and regulation of appliance installers and appliance installation contractors, resulting in an increase in General Revenue Funds of \$223,330 and 3.5 FTEs in FY 2008 and \$140,605 and 3.5 FTEs in FY 2009.

¹¹ Incorporates Article IX, § 19.105, of this Act, due to the enactment of HB 3064, 80th Legislature, Regular Session, relating to the registration and regulation of certain discount health plans, resulting in an increase in General Revenue Funds of \$226,852 in FY 2008 and \$201,764 in FY 2009.

DEPARTMENT OF LICENSING AND REGULATION
(Continued)

	<u>2008</u>	<u>2009</u>
a. Acquisition of Information Resource Technologies		
(1) Purchase of Information Resource Technologies - Scheduled Replacement	\$ 70,124	\$ 78,416
(2) Data Center Consolidation ¹²	<u>\$ 163,630</u>	<u>\$ 161,034</u>
 Total, Acquisition of Information Resource Technologies	 <u>\$ 233,754</u>	 <u>\$ 239,450</u>
 Total, Capital Budget	 <u><u>\$ 233,754</u></u>	 <u><u>\$ 239,450</u></u>

Method of Financing (Capital Budget):

General Revenue Fund	\$ 233,754	\$ 239,450
 Total, Method of Financing	 <u><u>\$ 233,754</u></u>	 <u><u>\$ 239,450</u></u>

3. **Appropriation: Travel Expenses and Fee Reimbursements.** Funds appropriated above include reimbursements for travel expenses and special inspection fees collected pursuant to Health and Safety Code § 755.030, Boilers Fees. Contingent upon certification by the Department of Licensing and Regulation and verification by the Comptroller, all fees collected in excess of \$137,400 each year of the biennium (estimated to be \$0) are hereby appropriated to the Texas Department of Licensing and Regulation for the same purpose.
4. **Auctioneer Education and Recovery.** Funds appropriated above in Strategy B.1.3, Resolve Complaints, include all revenue deposited to the Auctioneer Education and Recovery Fund for the purpose and in the amounts specified in Subchapter D § 1802.151, Occupations Code, not to exceed \$25,000 in each fiscal year from the interest on the fund.
5. **Elimination of Architectural Barriers.** Out of the General Revenue appropriated above, \$4,406,250 for each year of the biennium, is appropriated from fees collected pursuant to Government Code, Chapter 469, Subchapter B, for the purposes of administering and enforcing the Architectural Barrier Act. Any fees collected above those annual amounts (estimated to be \$0) are hereby appropriated to the Department of Licensing and Regulation for the same purpose.
6. **Elevators, Escalators, and Related Equipment.** Out of the General Revenue appropriated above, \$1,081,300 for each year of the biennium, is appropriated from fees collected pursuant to Health and Safety Code, Chapter 754, Subchapter B, for the purposes of administering and enforcing laws relating to elevators, escalators and related equipment, as set out in Chapter 754, Health and Safety Code. Any fees collected above those annual amounts (estimated to be \$0) are hereby appropriated to the Department of Licensing and Regulation for the same purpose.
7. **Reciprocity Agreements.** It is the intent of the Legislature that the Department of Licensing and Regulation initiate and enter into reciprocity agreements with other states for the purpose of performing industrialized housing inspections in order to minimize the need for the agency sending state employees out of state to perform such inspections. The department may enter into contracts with out-of-state inspectors to conduct such inspections.
8. **Elimination of Architectural Barriers: Reduce Duplicate Inspections.** None of the funds appropriated by this Act shall be expended for the purpose of conducting inspections and plan reviews within the corporate boundaries of a municipality which has applied with the department to perform review and inspection functions pursuant to the Elimination of Architectural Barriers Act, Government Code, Chapter 469, Subchapter C.
9. **Architectural Barrier Standards: Exemption.** None of the funds appropriated by this Act shall be expended for the purpose of enforcing the accessibility standards under the Elimination of Architectural Barriers program, Government Code, Chapter 469, with respect to a structure or facility used primarily for religious rituals within a building or facility of a religious organization and which is exempt from the application of Government Code, Chapter 469, Subchapter A, pursuant to § 469.003 of that article.

¹² Incorporates Article IX, § 18.02 (e), of this Act, relating to data center consolidation, which requires data center services expenditures to be categorized as a capital budget item.

DEPARTMENT OF LICENSING AND REGULATION
(Continued)

10. **Fee Rates.** The Department of Licensing and Regulation shall not reduce fees to generate less revenue for the 2008-09 biennium than \$53,534,087 (Object Codes 3146, 3147, 3160, 3161, 3163, 3164, 3175, 3366, 3727) that is included in the Comptroller's Biennial Revenue Estimate for fiscal years 2008 and 2009.
11. **Appropriation: Barber School Tuition Protection Account.** Out of the amounts appropriated above to the Texas Department of Licensing and Regulation in Strategy A.1.4, Continuing Education/Customer Service, the amounts of \$5,000 in fiscal year 2008 and \$5,000 in fiscal year 2009 are appropriated from balances on hand in the GR-Dedicated Barber School Tuition Protection Account No. 5081, for the purpose of paying expenses and refunds authorized by the department under the provisions of Occupations Code §1601.3571. As a point of information, Occupations Code §1601.3571, requires that the GR-Dedicated Barber School Tuition Protection Account No. 5081 maintain a balance of \$25,000, therefore the Department of Licensing and Regulation is required by that statute to assess fees sufficient to generate, during the 2008-09 biennium \$10,000 for the GR-Dedicated Barber School Tuition Protection Account No. 5081. The Department of Licensing and Regulation, upon completion of necessary actions to assess or increase such additional fees, shall furnish copies of the Department of Licensing and Regulation's minutes and other information supporting the estimated revenues to be generated for the 2008-09 biennium under the revised fee structure to the Comptroller of Public Accounts.
12. **Appropriation: Private Beauty Culture School Tuition Protection Account.** Out of the amounts appropriated above to the Texas Department of Licensing and Regulation in Strategy A.1.4, Continuing Education/Customer Service, the amounts of \$20,000 in fiscal year 2008 and \$20,000 in fiscal year 2009 from balances on hand in the GR-Dedicated Private Beauty Culture School Tuition Protection Account No. 108, for the purpose of paying expenses and refunds authorized by the department under the provisions of Occupations Code §1602.464. As a point of information, Occupations Code §1602.464, requires that the GR-Dedicated Private Beauty Culture School Tuition Protection Account No. 108 maintain a balance of \$200,000, therefore, considering that the account has a balance of \$165,000, the Department of Licensing and Regulation is required by that statute to assess fees sufficient to generate, during the 2008-09 biennium, \$75,000 for the GR-Dedicated Private Beauty Culture School Tuition Protection Account No. 108. The Department of Licensing and Regulation, upon completion of necessary actions to assess or increase such additional fees, shall furnish copies of the Department of Licensing and Regulation's minutes and other information supporting the estimated revenues to be generated for the 2008-09 biennium under the revised fee structure to the Comptroller of Public Accounts.

TEXAS MEDICAL BOARD

	For the Years Ending	
	August 31, 2008	August 31, 2009
Method of Financing:		
General Revenue Fund	\$ 6,735,340	\$ 6,611,828
GR Dedicated - Public Assurance Account No. 5105	2,548,920	2,555,832
Appropriated Receipts	<u>80,423</u>	<u>80,423</u>
Total, Method of Financing	<u>\$ 9,364,683</u>	<u>\$ 9,248,083</u>
Other Direct and Indirect Costs Appropriated Elsewhere in this Act	\$ 2,230,026	\$ 2,240,989
This bill pattern represents an estimated 100% of this agency's estimated total available funds for the biennium.		

TEXAS MEDICAL BOARD
(Continued)

Number of Full-Time-Equivalents (FTE): ¹	142.5	142.5
Schedule of Exempt Positions:		
Executive Director, Group 5	\$110,000	\$110,000
Salary Supplement	12,000	12,000
Items of Appropriation:		
A. Goal: LICENSURE		
Protect the Public through Licensure of Qualified Practitioners.		
A.1.1. Strategy: LICENSING	\$ 1,642,704	\$ 1,567,217
Conduct a Timely, Efficient, Cost-effective Licensure Process.		
A.1.2. Strategy: TEXASONLINE	\$ 316,841	\$ 316,841
TexasOnline. Estimated and Nontransferable.		
Total, Goal A: LICENSURE	\$ 1,959,545	\$ 1,884,058
B. Goal: ENFORCE ACTS		
Protect the Public with Investigations, Discipline and Education.		
B.1.1. Strategy: ENFORCEMENT	\$ 5,736,080	\$ 5,754,901
Conduct Competent, Fair, Timely Investigations and Monitor Results.		
B.2.1. Strategy: PUBLIC EDUCATION	\$ 334,308	\$ 331,805
Provide Programs to Educate the Public and Licensees.		
Total, Goal B: ENFORCE ACTS	\$ 6,070,388	\$ 6,086,706
C. Goal: INDIRECT ADMINISTRATION		
C.1.1. Strategy: INDIRECT ADMIN ^{2, 3}	\$ 621,107	\$ 564,224
Indirect Administration - Licensing.		
C.1.2. Strategy: INDIRECT ADMIN	\$ 713,643	\$ 713,095
Indirect Administration - Enforcement.		
Total, Goal C: INDIRECT ADMINISTRATION	\$ 1,334,750	\$ 1,277,319
Grand Total, TEXAS MEDICAL BOARD	\$ 9,364,683	\$ 9,248,083
Object-of-Expense Informational Listing:		
Salaries and Wages	\$ 5,983,316	\$ 5,983,316
Other Personnel Costs	172,680	186,780
Professional Fees and Services	1,351,734	1,342,948
Fuels and Lubricants	7,000	7,000
Consumable Supplies	53,500	53,500
Utilities	40,940	40,940
Travel	254,986	267,997
Rent - Building	8,030	8,030
Rent - Machine and Other	15,479	15,479
Other Operating Expense	1,369,018	1,311,093
Capital Expenditures	108,000	31,000
Total, Object-of-Expense Informational Listing	\$ 9,364,683	\$ 9,248,083
Estimated Allocations for Employee Benefits and Debt Service Appropriations Made Elsewhere in this Act:		
<u>Employee Benefits</u>		
Retirement	\$ 352,302	\$ 357,587

¹ Incorporates Article IX, § 19.44, of this Act, due to the enactment of SB 1731, 80th Legislature, Regular Session, relating to consumer access to health care information and consumer protection for services provided by or through health benefit plans, hospitals, ambulatory surgical centers, birthing centers, and other health care facilities, resulting in an increase in General Revenue Funds of \$77,256 and 2.5 FTEs in FY 2008 and \$77,256 and 2.5 FTEs in FY 2009.

² Incorporates Article IX, § 19.51, of this Act, due to the enactment of SB 29, 80th Legislature, Regular Session, relating to the creation of a minimum data set for the collection of information on health professionals by the Statewide Health Coordinating Council, resulting in an increase in General Revenue Funds of \$11,250 in FY 2008.

³ Incorporates Article IX, § 19.14, of this Act, due to the enactment of HB 1973, 80th Legislature, Regular Session, relating to certain duties of the Texas Medical Board in licensing and expert testimony, resulting in an increase in General Revenue Funds of \$16,000 in FY 2008.

TEXAS MEDICAL BOARD
(Continued)

Group Insurance	868,929	888,141
Social Security	433,449	439,950
Benefits Replacement	<u>36,957</u>	<u>35,109</u>
Subtotal, Employee Benefits	<u>\$ 1,691,637</u>	<u>\$ 1,720,787</u>
<u>Debt Service</u>		
Lease Payments	<u>\$ 248,884</u>	<u>\$ 245,103</u>
Total, Estimated Allocations for Employee Benefits and Debt Service Appropriations Made Elsewhere in this Act	<u>\$ 1,940,521</u>	<u>\$ 1,965,890</u>

- 1. Performance Measure Targets.** The following is a listing of the key performance target levels for the Texas Medical Board. It is the intent of the Legislature that appropriations made by this Act be utilized in the most efficient and effective manner possible to achieve the intended mission of the Texas Medical Board. In order to achieve the objectives and service standards established by this Act, the Texas Medical Board shall make every effort to attain the following designated key performance target levels associated with each item of appropriation.

	<u>2008</u>	<u>2009</u>
A. Goal: LICENSURE		
Outcome (Results/Impact):		
Percent of Licensees with No Recent Violations (Physician)	99%	99%
Percent of Licensees Who Renew Online (Physicians)	90%	90%
Percent of Licensees Who Renew Online (Physician Assistant)	88%	90%
A.1.1. Strategy: LICENSING		
Output (Volume):		
Number of New Licenses Issued to Individuals (Physicians)	7,038	7,193
Number of New Licenses Issued to Individuals (Acupuncture)	86	86
Number of New Licenses Issued to Individuals (Physician Assistant)	368	368
Number of New Licenses Issued to Individuals (Surgical Assistant)	10	10
Number of Licenses Renewed (Individuals) (Physicians)	29,046	29,283
Number of Licenses Renewed (Individuals) (Acupuncture)	826	857
Number of Licenses Renewed (Individuals) (Physician Assistant)	3,958	4,036
Number of Licenses Renewed (Individuals) (Surgical Assistant)	128	128
Efficiencies:		
Average Licensing Cost Per Individual License Issued (Physician)	39.28	37.02
Average Licensing Cost Per Individual License Issued (Acupuncture)	39.28	37.02
Average Licensing Cost Per Individual License Issued (Physician Assistant)	39.28	37.02
Average Licensing Cost Per Individual License Issued (Surgical Assistant)	39.28	37.02
Average Licensing Cost Per Facility License Issued	39.28	37.02
Average Number of Days for Individual License Issuance (Physicians)	90	51
B. Goal: ENFORCE ACTS		
Outcome (Results/Impact):		
Percent of Complaints Resulting in Disciplinary Action (Physician)	18%	18%
Percent of Complaints Resulting in Disciplinary Action (Acupuncture)	18%	18%
Percent of Complaints Resulting in Disciplinary Action (Physician Assistant)	18%	18%
Percent of Complaints Resulting in Disciplinary Action (Surgical Assistant)	18%	18%

TEXAS MEDICAL BOARD
(Continued)

B.1.1. Strategy: ENFORCEMENT

Output (Volume):

Number of Complaints Resolved (Physicians) ⁴	2,045	2,045
Number of Complaints Resolved (Acupuncture)	6	6
Number of Complaints Resolved (Physician Assistant)	50	50
Number of Complaints Resolved (Surgical Assistant)	3	3

Efficiencies:

Average Time for Complaint Resolution (Physician) (Days)	240	240
---	-----	-----

Explanatory:

Number of Jurisdictional Complaints Received (Physicians)	2,045	2,045
Number of Jurisdictional Complaints Received (Acupuncture)	6	6
Number of Jurisdictional Complaints Received (Physician Assistant)	50	50
Number of Jurisdictional Complaints Received (Surgical Assistant)	3	3

2. **Capital Budget.** None of the funds appropriated above may be expended for capital budget items except as listed below. The amounts shown below shall be expended only for the purposes shown and are not available for expenditure for other purposes. Amounts appropriated above and identified in this provision as appropriations either for "Lease Payments to the Master Lease Purchase Program" or for items with a "(MLPP)" notation shall be expended only for the purpose of making lease-purchase payments to the Texas Public Finance Authority pursuant to the provisions of Government Code § 1232.103. Upon approval from the Legislative Budget Board, capital budgeted funds listed below under "Acquisition of Information Resource Technologies" may be used to lease information resources hardware and/or software, if determined by agency management to be in the best interest of the State of Texas.

	<u>2008</u>	<u>2009</u>
a. Acquisition of Information Resource Technologies		
(1) Replacement of Desktops and Laptops	\$ 52,000	\$ 52,000
(2) Replace Network Hardware	53,000	31,000
(3) Replace Software	<u>\$ 45,000</u>	<u>\$ 0</u>
 Total, Acquisition of Information Resource Technologies	 <u>\$ 150,000</u>	 <u>\$ 83,000</u>
 Total, Capital Budget	 <u><u>\$ 150,000</u></u>	 <u><u>\$ 83,000</u></u>

Method of Financing (Capital Budget):

General Revenue Fund	\$ <u>150,000</u>	\$ <u>83,000</u>
 Total, Method of Financing	 <u><u>\$ 150,000</u></u>	 <u><u>\$ 83,000</u></u>

3. **Salary Supplementation.** In addition to the amount specified in the schedule of exempt positions for the salary of the executive director, the Texas Medical Board may approve a salary supplement not to exceed \$12,000 annually if the executive director is a medical doctor and an attorney.
4. **Executive Director Salary.** If the Executive Director is not a physician, the amount listed in the Schedule of Exempt Positions shall be \$68,173 for fiscal year 2008 and \$68,173 for fiscal year 2009. The exempt position shall also be listed as "Group 2."
5. **Rural Physician Assistant Loan Reimbursement.** Out of the amounts appropriated above to the Texas Medical Board in Strategy B.2.1, Public Education, and in accordance with § 204.104, Occupations Code, the Physician Assistant Board shall authorize and the Texas Medical Board shall transfer annually to the Office of Rural Community Affairs \$112,000 in General Revenue each year for the Rural Physician Assistant Loan Reimbursement program.

⁴ Incorporates Article IX, § 19.44, of this Act, due to the enactment of SB 1731, 80th Legislature, Regular Session, relating to consumer access to health care information and consumer protection for services provided by or through health benefit plans, hospitals, ambulatory surgical centers, birthing centers, and other health care facilities, resulting in an increase in General Revenue Funds of \$77,256 and 2.5 FTEs in FY 2008 and \$77,256 and 2.5 FTEs in FY 2009.

TEXAS MEDICAL BOARD
(Continued)

6. **Quarterly Financial Reports.** The Texas Medical Board shall submit the following information to the Legislative Budget Board, the Office of the Governor and the State Auditor's Office on a quarterly basis:
- (1) Information on appropriated, budgeted, expended, and projected funds and full-time-equivalents, by strategy and method of finance.
 - (2) Information on appropriated, budgeted, expended, and projected revenues, including program income, interest earnings, fee revenues, and appropriated receipts.
 - (3) Narrative explanations of significant budget adjustments, ongoing budget issues, and other items as appropriate.
 - (4) Any other information requested by the Legislative Budget Board, the Office of the Governor or the State Auditor's Office.

The quarterly financial reports shall be prepared in a format specified by the Legislative Budget Board. It is further the intent of the Legislature that the Texas Medical Board comply with requirements related to the planning and submission of the Information Technology Detail to the Legislative Budget Board.

7. **Licensing Physicians.** Out of the amounts appropriated above in Strategy A.1.1, Licensing, the amounts of \$267,000 in fiscal year 2008 and \$198,000 in fiscal year 2009, and 6.0 Full-Time-Equivalents (FTE) in each fiscal year are contingent upon the Texas Medical Board prioritizing the licensing of physicians who treat Medicare and Medicaid patients. The Texas Medical Board shall submit a report to the Legislative Budget Board, the Comptroller of Public Accounts, the House Appropriations Committee and the Senate Finance Committee no later than December 1st of each year verifying the implementation of the requirements listed above.

TEXAS BOARD OF NURSING¹

	For the Years Ending	
	August 31, 2008	August 31, 2009
Method of Financing:		
General Revenue Fund	\$ 6,172,068	\$ 6,172,068
Appropriated Receipts	<u>823,100</u>	<u>823,100</u>
Total, Method of Financing	<u><u>\$ 6,995,168</u></u>	<u><u>\$ 6,995,168</u></u>
Other Direct and Indirect Costs Appropriated Elsewhere in this Act	\$ 1,370,334	\$ 1,375,410
This bill pattern represents an estimated 100% of this agency's estimated total available funds for the biennium.		
Number of Full-Time-Equivalents (FTE):	84.7	84.7
Schedule of Exempt Positions:		
Executive Director, Group 2	\$89,749	\$89,749

¹ HB 2426, 80th Legislature, Regular Session, changed the name of the Board of Nurse Examiners to the Texas Board of Nursing, effective September 1, 2007.

TEXAS BOARD OF NURSING
(Continued)

Items of Appropriation:

A. Goal: LICENSING

Accredit, Examine, and License Nurse Education and Practice.

A.1.1. Strategy: LICENSING Operate Efficient System of Nursing Credential Verification.	\$ 1,768,185	\$ 1,768,185
A.1.2. Strategy: TEXASONLINE TexasOnline. Estimated and Nontransferable.	\$ 325,000	\$ 325,000
A.2.1. Strategy: ACCREDITATION Accredit Programs That Include Essential Competencies Curricula.	<u>\$ 377,624</u>	<u>\$ 377,624</u>

Total, Goal A: LICENSING	<u>\$ 2,470,809</u>	<u>\$ 2,470,809</u>
---------------------------------	---------------------	---------------------

B. Goal: PROTECT PUBLIC

Protect Public and Enforce Nursing Practice Act.

B.1.1. Strategy: ADJUDICATE VIOLATIONS Administer System of Enforcement and Adjudication.	\$ 2,781,444	\$ 2,781,444
B.1.2. Strategy: PEER ASSISTANCE Identify, Refer and Assist Those Nurses Whose Practice Is Impaired.	<u>\$ 625,000</u>	<u>\$ 625,000</u>

Total, Goal B: PROTECT PUBLIC	<u>\$ 3,406,444</u>	<u>\$ 3,406,444</u>
--------------------------------------	---------------------	---------------------

C. Goal: INDIRECT ADMINISTRATION

C.1.1. Strategy: INDIRECT ADMIN - LICENSING Indirect Administration for Licensing Programs.	\$ 590,060	\$ 590,060
C.1.2. Strategy: INDIRECT ADMIN - ENFORCEMENT Indirect Administration for Enforcement and Adjudication Programs.	<u>\$ 396,605</u>	<u>\$ 396,605</u>

Total, Goal C: INDIRECT ADMINISTRATION	<u>\$ 986,665</u>	<u>\$ 986,665</u>
---	-------------------	-------------------

D. Goal: CONTINGENCY REGULATORY RESPONSE

D.1.1. Strategy: CONTINGENCY REGULATORY RESPONSE	\$ 131,250	\$ 131,250
---	------------	------------

Grand Total, TEXAS BOARD OF NURSING	<u><u>\$ 6,995,168</u></u>	<u><u>\$ 6,995,168</u></u>
--	----------------------------	----------------------------

Object-of-Expense Informational Listing:

Salaries and Wages	\$ 3,331,733	\$ 3,338,733
Other Personnel Costs	78,888	78,888
Professional Fees and Services	18,100	18,100
Consumable Supplies	65,049	65,049
Utilities	500	500
Travel	79,000	79,000
Rent - Building	7,000	7,000
Rent - Machine and Other	15,050	15,050
Other Operating Expense	3,362,848	3,362,848
Capital Expenditures	<u>37,000</u>	<u>30,000</u>

Total, Object-of-Expense Informational Listing	<u><u>\$ 6,995,168</u></u>	<u><u>\$ 6,995,168</u></u>
---	----------------------------	----------------------------

Estimated Allocations for Employee Benefits and Debt Service Appropriations Made Elsewhere in this Act:

Employee Benefits

Retirement	\$ 206,289	\$ 209,384
Group Insurance	450,982	459,984
Social Security	251,007	254,772
Benefits Replacement	<u>15,645</u>	<u>14,863</u>

Subtotal, Employee Benefits	<u>\$ 923,923</u>	<u>\$ 939,003</u>
-----------------------------	-------------------	-------------------

Debt Service

Lease Payments	<u>\$ 203,619</u>	<u>\$ 200,526</u>
----------------	-------------------	-------------------

Total, Estimated Allocations for Employee Benefits and Debt Service Appropriations Made Elsewhere in this Act	<u><u>\$ 1,127,542</u></u>	<u><u>\$ 1,139,529</u></u>
--	----------------------------	----------------------------

TEXAS BOARD OF NURSING
(Continued)

1. **Performance Measure Targets.** The following is a listing of the key performance target levels for the Texas Board of Nursing. It is the intent of the Legislature that appropriations made by this Act be utilized in the most efficient and effective manner possible to achieve the intended mission of the Texas Board of Nursing. In order to achieve the objectives and service standards established by this Act, the Texas Board of Nursing shall make every effort to attain the following designated key performance target levels associated with each item of appropriation.

	<u>2008</u>	<u>2009</u>
A. Goal: LICENSING		
Outcome (Results/Impact):		
Percentage of Licensees with No Recent Violations (RN)	97.5%	97.5%
Percent of Licensees Who Renew Online (RN)	91.5%	91.5%
Percent of New Individual Licenses Issued Online (RN)	50%	50%
Percentage of Licensees with No Recent Violations (LVN)	96%	96%
Percent of Licensees Who Renew Online (LVN)	80%	80%
Percent of New Individual Licenses Issued Online (LVN)	35%	35%
A.1.1. Strategy: LICENSING		
Output (Volume):		
Number of New Licenses Issued to Individuals (RN)	12,419	12,419
Number of Individual Licenses Renewed (RN)	89,115	89,115
Number of New Licenses Issued to Individuals (LVN)	6,016	6,016
Number of Individual Licenses Renewed (LVN)	36,690	36,690
Efficiencies:		
Average Licensing Cost Per Individual License Issued (RN)	2	2
A.2.1. Strategy: ACCREDITATION		
Output (Volume):		
Total Number of Programs Licensed (LVN)	95	95
B. Goal: PROTECT PUBLIC		
Outcome (Results/Impact):		
Percent of Complaints Resulting in Disciplinary Action (RN)	38%	38%
Percent of Complaints Resulting in Disciplinary Action (LVN)	42%	42%
B.1.1. Strategy: ADJUDICATE VIOLATIONS		
Output (Volume):		
Number of Complaints Resolved (RN)	3,625	3,625
Number of Complaints Resolved (LVN)	2,404	2,404
Efficiencies:		
Average Time for Complaint Resolution (Days) (RN)	215	215
Explanatory:		
Number of Jurisdictional Complaints Received (RN)	4,500	4,500
Number of Jurisdictional Complaints Received (LVN)	2,500	2,500
B.1.2. Strategy: PEER ASSISTANCE		
Output (Volume):		
Number of Licensed Individuals Participating in a Peer Assistance Program (RN)	550	550
Number of Licensed Individuals Participating in a Peer Assistance Program (LVN)	225	225

2. **Capital Budget.** None of the funds appropriated above may be expended for capital budget items except as listed below. The amounts shown below shall be expended only for the purposes shown and are not available for expenditure for other purposes. Amounts appropriated above and identified in this provision as appropriations either for "Lease Payments to the Master Lease Purchase Program" or for items with an "(MLPP)" notation shall be expended only for the purpose of making lease-purchase payments to the Texas Public Finance Authority pursuant to the provisions of Government Code § 1232.103. Upon approval from the Legislative Budget Board, capital budgeted funds listed below under "Acquisition of Information Resource Technologies" may be used to lease information resources hardware and/or software versus the purchase of information resources hardware and/or software, if determined by agency management to be in the best interest of the State of Texas.

	<u>2008</u>	<u>2009</u>
a. Acquisition of Information Resource Technologies		
(1) Purchase of Information Resource Technologies	\$ 30,000	\$ 30,000
Total, Capital Budget	<u>\$ 30,000</u>	<u>\$ 30,000</u>

TEXAS BOARD OF NURSING
(Continued)

Method of Financing (Capital Budget):

General Revenue Fund	\$ 30,000	\$ 30,000
Total, Method of Financing	<u>\$ 30,000</u>	<u>\$ 30,000</u>

3. **Appropriation: Criminal Record Check Receipts.** Funds appropriated above include receipts collected pursuant to Texas Occupations Code, Sections 301.1615, 301.2511, and 301.3011 for the purpose of obtaining criminal history record information. Contingent upon certification by the Texas Board of Nursing and verification by the Comptroller of Public Accounts, all fees collected in excess of \$1,170,000 each year of the biennium are hereby appropriated to the Texas Board of Nursing. These funds shall be used for the sole purpose of acquiring criminal record checks from the Department of Public Safety, Federal Bureau of Investigation, or other law enforcement agency.
4. **Sunset Contingency.** Funds appropriated above for fiscal year 2009 for the Texas Board of Nursing are made contingent on the continuation of the Texas Board of Nursing by the Eightieth Legislature. In the event that the agency is not continued, the funds appropriated for fiscal year 2008 or as much thereof as may be necessary are to be used to provide for the phase out of the agency operations.
5. **Contingency Appropriation: Regulatory Response.**
- a. Amounts appropriated above to the Texas Board of Nursing not to exceed \$131,250 each fiscal year in General Revenue in Strategy D.1.1, Contingency Regulatory Response, and 3.0 Full-Time-Equivalents (FTE) positions each fiscal year included above in the "Number of Full-Time-Equivalents (FTE)" are contingent upon a finding of fact by the Texas Board of Nursing that additional resources are needed for regulation of licensed vocational nurses, registered nurses and advanced practice nurses.
 - b. None of the funds appropriated in Strategy D.1.1, Contingency Regulatory Response, above may be expended and none of the 3.0 Full-Time-Equivalents (FTE) positions in fiscal year 2008 and 3.0 FTEs in fiscal year 2009 included above in the "Number of Full-Time-Equivalents (FTE)" may be used by the Texas Board of Nursing unless:
 - (1) the Texas Board of Nursing files a written copy of the finding of fact, referenced in subsection (a) above, with the Governor and the Legislative Budget Board; and
 - (2) neither the Governor nor the Legislative Budget Board issues a written disapproval not later than:
 - (a) the 10th day after the date the staff of the Legislative Budget Board concludes its reviews of findings of fact and forwards those findings of fact along with the conclusions or comments of the Legislative Budget Board staff to the Chair of the House Appropriations Committee, Chair of the Senate Finance Committee, Speaker of the House, and Lieutenant Governor; and
 - (b) within 10 business days of the receipt of the finding of fact by the Governor.
 - (3) The Texas Board of Nursing, upon completion of necessary actions to assess or increase additional fees in the amount of \$142,837 each fiscal year in excess of the \$11,871,000 each fiscal year (Object Code 3560), contained in the Comptroller of Public Accounts' Biennial Revenue Estimate for fiscal years 2008 and 2009, furnishes copies of the Board's minutes and other information supporting the estimated revenue to be generated under the revised fee structure to the Comptroller of Public Accounts, and the Comptroller finds the information sufficient to support the projection of increased revenues and issues a finding of fact to that effect.
 - c. Funds appropriated above in Strategy D.1.1, Contingency Regulatory Response, and 3.0 Full-Time-Equivalents (FTE) positions in fiscal year 2008 and 3.0 FTEs in fiscal year 2009 included above in the "Number of Full-Time-Equivalents (FTE)" may only be used to address issues included in the finding of fact submitted to the Governor and the Legislative Budget Board pursuant to subsection (b) above, and apply only to the 2008-09 biennium unless otherwise appropriated. It is the intent of the Legislature that these funds not be included in base level funding requests for the fiscal year 2010-11 biennium.

OPTOMETRY BOARD

	For the Years Ending	
	August 31, 2008	August 31, 2009
Method of Financing:		
General Revenue Fund	\$ 391,940	\$ 391,940
<u>Other Funds</u>		
Appropriated Receipts	13,574	13,575
Interagency Contracts	23,824	23,824
Subtotal, Other Funds	\$ 37,398	\$ 37,399
Total, Method of Financing	<u>\$ 429,338</u>	<u>\$ 429,339</u>
Other Direct and Indirect Costs Appropriated Elsewhere in this Act	\$ 127,967	\$ 128,204
This bill pattern represents an estimated 100% of this agency's estimated total available funds for the biennium.		
Number of Full-Time-Equivalents (FTE):	7.0	7.0
Schedule of Exempt Positions:		
Executive Director, Group 1	\$68,250	\$68,250
Items of Appropriation:		
A. Goal: LICENSURE AND ENFORCEMENT		
Manage Quality Program of Examination and Licensure, Enforce Statutes.		
A.1.1. Strategy: LICENSURE AND ENFORCEMENT	\$ 309,991	\$ 309,992
Operate an Efficient & Comprehensive Licensure & Enforcement System.		
A.1.2. Strategy: TEXASONLINE	\$ 16,400	\$ 16,400
TexasOnline. Estimated and Nontransferable.		
A.1.3. Strategy: INDIRECT ADMINISTRATION	\$ 102,947	\$ 102,947
Total, Goal A: LICENSURE AND ENFORCEMENT	<u>\$ 429,338</u>	<u>\$ 429,339</u>
Grand Total, OPTOMETRY BOARD	<u>\$ 429,338</u>	<u>\$ 429,339</u>
Object-of-Expense Informational Listing:		
Salaries and Wages	\$ 283,397	\$ 283,397
Other Personnel Costs	10,000	10,000
Professional Fees and Services	51,460	51,460
Consumable Supplies	3,781	3,781
Utilities	1,125	1,125
Travel	23,480	23,480
Rent - Building	30	30
Rent - Machine and Other	2,075	2,075
Other Operating Expense	53,990	53,991
Total, Object-of-Expense Informational Listing	<u>\$ 429,338</u>	<u>\$ 429,339</u>
Estimated Allocations for Employee Benefits and Debt Service Appropriations Made Elsewhere in this Act:		
<u>Employee Benefits</u>		
Retirement	\$ 14,968	\$ 15,193
Group Insurance	41,823	42,866
Social Security	20,208	20,511
Benefits Replacement	1,725	1,639
Subtotal, Employee Benefits	\$ 78,724	\$ 80,209
<u>Debt Service</u>		
Lease Payments	\$ 22,275	\$ 21,936
Total, Estimated Allocations for Employee Benefits and Debt Service Appropriations Made Elsewhere in this Act	<u>\$ 100,999</u>	<u>\$ 102,145</u>

OPTOMETRY BOARD
(Continued)

1. **Performance Measure Targets.** The following is a listing of the key performance target levels for the Optometry Board. It is the intent of the Legislature that appropriations made by this Act be utilized in the most efficient and effective manner possible to achieve the intended mission of the Optometry Board. In order to achieve the objectives and service standards established by this Act, the Optometry Board shall make every effort to attain the following designated key performance target levels associated with each item of appropriation.

	2008	2009
A. Goal: LICENSURE AND ENFORCEMENT		
Outcome (Results/Impact):		
Percent of Licensees with No Recent Violations	98%	98%
Percent of Licensees Who Renew Online	85%	85%
A.1.1. Strategy: LICENSURE AND ENFORCEMENT		
Output (Volume):		
Number of New Licenses Issued to Individuals	165	165
Number of Licenses Renewed (Individuals)	3,519	3,589
Number of Complaints Resolved	145	145
Number of Investigations Conducted	63	63
Efficiencies:		
Average Time for Complaint Resolution (Days)	70	70

2. **Investigative Expenses Authorized.** The Texas Optometry Board is authorized to hire investigators as independent contractors and to establish a petty cash account not to exceed \$5,000 for the advancement of monies for purposes of purchases of evidence and investigative expenses, including travel, deemed necessary by the Board.

STRUCTURAL PEST CONTROL BOARD¹

	For the Years Ending	
	August 31, 2008	August 31, 2009
Method of Financing:		
General Revenue Fund	\$ 0	\$ 0
Federal Funds	0	0
Appropriated Receipts	0	0
Total, Method of Financing	<u>\$ 0</u>	<u>\$ 0</u>

This bill pattern represents an estimated 100% of this agency's estimated total available funds for the biennium.

Items of Appropriation:

A. Goal: LICENSE AND EDUCATE		
Appropriately License Applicants; Encourage Competence with Education.		
A.1.1. Strategy: LICENSING AND EXAMINATIONS	\$ 0	\$ 0
Examine & License Applicants & Technicians; Set Training Course Stds.		
A.1.2. Strategy: TEXASONLINE	\$ 0	\$ 0
TexasOnline. Estimated and Nontransferable.		
Total, Goal A: LICENSE AND EDUCATE	<u>\$ 0</u>	<u>\$ 0</u>

B. Goal: REGULATE PEST SERVICES		
Mandate Compliance with Regulations and Methods of Providing Services.		
B.1.1. Strategy: REGULATORY ACTIVITIES	\$ 0	\$ 0
Respond to Complaints, Perform Inspections & Take Enforcement Actions.		

¹ Incorporates the passage of HB 2458, 80th Legislature, Regular Session, which transfers the Texas Structural Pest Control Board’s obligations, property, full-time equivalent positions, performance measures, rights, powers and duties to the Texas Department of Agriculture, including transfer of All Funds in the amounts of \$1,708,727 in FY 2008 and \$1,688,228 in FY 2009, and 35.0 FTEs per fiscal year.

STRUCTURAL PEST CONTROL BOARD
(Continued)

C. Goal: EDUCATION AND AWARENESS			
Provide for Public Education and Awareness of Pest Control Matters.			
C.1.1. Strategy: PUBLIC AWARENESS EFFORTS	\$	0	\$ 0
Conduct a Public Awareness/Education Program about Pest Management.			
D. Goal: INDIRECT ADMINISTRATION			
D.1.1. Strategy: INDIRECT ADMINISTRATION	\$	0	\$ 0
Indirect Administration - Licensing.			
D.1.2. Strategy: INDIRECT ADMINISTRATION	\$	0	\$ 0
Indirect Administration - Enforcement.			
D.1.3. Strategy: INDIRECT ADMINISTRATION	\$	0	\$ 0
Indirect Administration - Information.			
Total, Goal D: INDIRECT ADMINISTRATION	\$	0	\$ 0
Grand Total, STRUCTURAL PEST CONTROL BOARD	\$	0	\$ 0

Object-of-Expense Informational Listing:

Total, Object-of-Expense Informational Listing	\$	0	\$ 0
---	----	---	------

1. **Sunset Contingency.** Funds appropriated above for fiscal year 2009 for the Structural Pest Control Board are made contingent on the continuation of the Structural Pest Control Board by the Eightieth Legislature. In the event that the agency is not continued, the funds appropriated for fiscal year 2008 or as much thereof may be necessary to be used to provide for the phase out of the agency operations.

BOARD OF PHARMACY

	For the Years Ending	
	August 31, 2008	August 31, 2009
Method of Financing:		
General Revenue Fund	\$ 4,150,481	\$ 4,063,076
Appropriated Receipts	<u>7,730</u>	<u>7,730</u>
Total, Method of Financing	<u>\$ 4,158,211</u>	<u>\$ 4,070,806</u>
Other Direct and Indirect Costs Appropriated Elsewhere in this Act	\$ 1,067,245	\$ 1,071,301
This bill pattern represents an estimated 100% of this agency's estimated total available funds for the biennium.		
Number of Full-Time-Equivalents (FTE):	62.0	62.0
Schedule of Exempt Positions:		
Executive Director, Group 5	\$105,000	\$105,000
Items of Appropriation:		
A. Goal: MAINTAIN STANDARDS		
Establish and Maintain Standards for Pharmacy Education and Practice.		
A.1.1. Strategy: LICENSING ¹	\$ 533,095	\$ 547,152
Operate an Application and Renewal Licensure System.		

¹ Incorporates Article IX, § 19.51, of this Act, due to the enactment of SB 29, 80th Legislature, Regular Session, relating to the creation of a minimum data set for the collection of information on health professionals by the Statewide Health Coordinating Council, resulting in an increase in General Revenue Funds of \$4,058 in FY 2008.

BOARD OF PHARMACY
(Continued)

A.1.2. Strategy: TEXASONLINE TexasOnline. Estimated and Nontransferable.	\$ 209,480	\$ 212,610
Total, Goal A: MAINTAIN STANDARDS	\$ 742,575	\$ 759,762
B. Goal: ENFORCE REGULATIONS Protect Public Health by Enforcing All Laws Relating to Practice.		
B.1.1. Strategy: ENFORCEMENT Operate System of Inspection Assistance Education.	\$ 2,583,244	\$ 2,476,983
B.1.2. Strategy: PEER ASSISTANCE Provide a Peer Assistance Program for Licensed Individuals.	\$ 174,138	\$ 189,044
Total, Goal B: ENFORCE REGULATIONS	\$ 2,757,382	\$ 2,666,027
C. Goal: INDIRECT ADMINISTRATION		
C.1.1. Strategy: LICENSING - INDIRECT ADMINISTRATION	\$ 113,727	\$ 111,478
C.1.2. Strategy: ENFORCEMENT-INDIRECT ADMINISTRATION	\$ 544,527	\$ 533,539
Total, Goal C: INDIRECT ADMINISTRATION	\$ 658,254	\$ 645,017
Grand Total, BOARD OF PHARMACY	\$ 4,158,211	\$ 4,070,806
Object-of-Expense Informational Listing:		
Salaries and Wages	\$ 2,856,695	\$ 2,856,695
Other Personnel Costs	87,915	112,840
Professional Fees and Services	332,275	346,692
Fuels and Lubricants	26,830	26,830
Consumable Supplies	30,092	30,092
Utilities	9,514	9,514
Travel	151,204	151,204
Rent - Building	2,566	2,566
Rent - Machine and Other	10,359	10,359
Other Operating Expense	573,944	524,014
Capital Expenditures	76,817	0
Total, Object-of-Expense Informational Listing	\$ 4,158,211	\$ 4,070,806
Estimated Allocations for Employee Benefits and Debt Service Appropriations Made Elsewhere in this Act:		
<u>Employee Benefits</u>		
Retirement	\$ 164,925	\$ 167,398
Group Insurance	391,549	399,949
Social Security	206,988	210,093
Benefits Replacement	19,399	18,429
Subtotal, Employee Benefits	\$ 782,861	\$ 795,869
<u>Debt Service</u>		
Lease Payments	\$ 118,317	\$ 116,520
Total, Estimated Allocations for Employee Benefits and Debt Service Appropriations Made Elsewhere in this Act	\$ 901,178	\$ 912,389

- 1. Performance Measure Targets.** The following is a listing of the key performance target levels for the Board of Pharmacy. It is the intent of the Legislature that appropriations made by this Act be utilized in the most efficient and effective manner possible to achieve the intended mission of the Board of Pharmacy. In order to achieve the objectives and service standards established by this Act, the Board of Pharmacy shall make every effort to attain the following designated key performance target levels associated with each item of appropriation.

	2008	2009
A. Goal: MAINTAIN STANDARDS		
Outcome (Results/Impact):		
Percent of Licensees with No Recent Violations	95%	95%
Percent of Licensees Who Renew Online	84.58%	84.58%

BOARD OF PHARMACY
(Continued)

A.1.1. Strategy: LICENSING

Output (Volume):

Number of New Licenses Issued to Individuals	1,091	1,091
Number of Licenses Renewed (Individuals)	11,696	12,434

Efficiencies:

Average Licensing Cost per Individual License Issued	11.89	11.89
Average Licensing Cost per Facility License Issued	41.09	41.09

Explanatory:

Total Number of Business Facilities Licensed	6,292	6,354
--	-------	-------

B. Goal: ENFORCE REGULATIONS

Outcome (Results/Impact):

Percent of Complaints Resulting in Disciplinary Action	15%	15%
--	-----	-----

B.1.1. Strategy: ENFORCEMENT

Output (Volume):

Number of Complaints Resolved	3,988	3,988
-------------------------------	-------	-------

Efficiencies:

Average Time for Complaint Resolution (Days)	180	180
--	-----	-----

Explanatory:

Number of Jurisdictional Complaints Received	3,500	3,500
--	-------	-------

B.1.2. Strategy: PEER ASSISTANCE

Output (Volume):

Number of Individuals Participating in a Peer Assistance Program	160	165
--	-----	-----

2. **Capital Budget Items.** None of the funds appropriated may be expended for capital budget items except as listed below. The amounts shown below shall be expended only for the purposes shown and are not available for expenditure for other purposes. Amounts appropriated above and identified in this provision as appropriations either for "Lease Payments to the Master Lease Purchase Program" or for items with a "(MLPP)" notation shall be expended only for the purpose of making lease-purchase payments to the Texas Public Finance Authority pursuant to the provisions of Government Code § 1232.103. Upon approval from the Legislative Budget Board, capital budgeted funds listed below under "Acquisition of Information Resource Technologies" may be used to lease information resources hardware and/or software, if determined by agency management to be in the best interest of the State of Texas.

	<u>2008</u>	<u>2009</u>
a. Acquisition of Information Resource Technologies		
(1) Purchase of Computer Hardware - Scheduled Replacement of Items	\$ 29,450	\$ 40,700
(2) Electronic Meeting Project	29,831	0
(3) Acquisition of Information Technology	<u>\$ 10,817</u>	<u>\$ 0</u>
 Total, Acquisition of Information Resource Technologies	 <u>\$ 70,098</u>	 <u>\$ 40,700</u>
b. Transportation Items		
(1) Purchase of New Vehicles (4)	\$ 66,000	\$ 0
 Total, Capital Budget	 <u><u>\$ 136,098</u></u>	 <u><u>\$ 40,700</u></u>

Method of Financing (Capital Budget):

General Revenue Fund	\$ <u>136,098</u>	\$ <u>40,700</u>
 Total, Method of Financing	 <u><u>\$ 136,098</u></u>	 <u><u>\$ 40,700</u></u>

3. **Controlled Substance Forfeiture Program.** In addition to the amounts appropriated above, all forfeited money collected under federal or state forfeiture programs, proceeds from the sale of forfeited property or similar monetary awards related to the Board of Pharmacy's participation in the seizure of controlled substances or other contraband, are hereby appropriated to the Board of Pharmacy to be used for enforcement purposes. Any funds unexpended at the close of fiscal year 2008 are appropriated for fiscal year 2009.

EXECUTIVE COUNCIL OF PHYSICAL THERAPY &
OCCUPATIONAL THERAPY EXAMINERS

	For the Years Ending	
	August 31, 2008	August 31, 2009
Method of Financing:		
General Revenue Fund	\$ 1,008,349	\$ 980,768
Appropriated Receipts	<u>60,000</u>	<u>60,000</u>
Total, Method of Financing	<u><u>\$ 1,068,349</u></u>	<u><u>\$ 1,040,768</u></u>
Other Direct and Indirect Costs Appropriated Elsewhere in this Act	\$ 322,922	\$ 323,767
This bill pattern represents an estimated 100% of this agency's estimated total available funds for the biennium.		
Number of Full-Time-Equivalents (FTE):	18.0	18.0
Schedule of Exempt Positions:		
Executive Director, Group 1	\$62,000	\$62,000
Items of Appropriation:		
A. Goal: LICENSING AND REGISTRATION		
License Physical and Occupational Therapists and Register Facilities.		
A.1.1. Strategy: OPERATE LICENSING SYSTEM¹	\$ 587,326	\$ 567,901
Issue and Renew Licenses and Register Facilities.		
A.1.2. Strategy: TEXASONLINE	<u>\$ 124,675</u>	<u>\$ 124,675</u>
TexasOnline. Estimated and Nontransferable.		
Total, Goal A: LICENSING AND REGISTRATION	<u><u>\$ 712,001</u></u>	<u><u>\$ 692,576</u></u>
B. Goal: ENFORCEMENT		
Promote Compliance and Enforce PT and OT Practice Acts and Rules.		
B.1.1. Strategy: ADMINISTER ENFORCEMENT	\$ 309,461	\$ 302,379
Enforce the Physical Therapy and Occupational Therapy Practice Acts.		
C. Goal: INDIRECT ADMINISTRATION		
C.1.1. Strategy: LICENSING INDIRECT ADMINISTRATION	\$ 28,131	\$ 27,488
C.1.2. Strategy: ENFORCEMENT INDIRECT ADMINISTRATION	<u>\$ 18,756</u>	<u>\$ 18,325</u>
Total, Goal C: INDIRECT ADMINISTRATION	<u><u>\$ 46,887</u></u>	<u><u>\$ 45,813</u></u>
Grand Total, EXECUTIVE COUNCIL OF PHYSICAL THERAPY & OCCUPATIONAL THERAPY EXAMINERS	<u><u>\$ 1,068,349</u></u>	<u><u>\$ 1,040,768</u></u>
Object-of-Expense Informational Listing:		
Salaries and Wages	\$ 718,823	\$ 718,823
Other Personnel Costs	26,854	26,854
Professional Fees and Services	10,500	10,500
Consumable Supplies	13,960	13,960
Utilities	10,100	10,100
Travel	36,083	36,082
Rent - Building	300	300
Other Operating Expense	251,729	224,149
Total, Object-of-Expense Informational Listing	<u><u>\$ 1,068,349</u></u>	<u><u>\$ 1,040,768</u></u>
Estimated Allocations for Employee Benefits and Debt Service Appropriations Made Elsewhere in this Act:		

¹ Incorporates Article IX, § 19.51, of this Act, due to the enactment of SB 29, 80th Legislature, Regular Session, relating to the creation of a minimum data set for the collection of information on health professionals by the Statewide Health Coordinating Council, resulting in an increase in General Revenue Funds of \$6,120 in FY 2008.

EXECUTIVE COUNCIL OF PHYSICAL THERAPY &
OCCUPATIONAL THERAPY EXAMINERS
(Continued)

<u>Employee Benefits</u>		
Retirement	\$ 48,825	\$ 49,557
Group Insurance	120,994	122,934
Social Security	55,081	55,907
Benefits Replacement	<u>5,561</u>	<u>5,283</u>
Subtotal, Employee Benefits	<u>\$ 230,461</u>	<u>\$ 233,681</u>
<u>Debt Service</u>		
Lease Payments	<u>\$ 51,287</u>	<u>\$ 50,506</u>
Total, Estimated Allocations for Employee Benefits and Debt Service Appropriations Made Elsewhere in this Act	<u>\$ 281,748</u>	<u>\$ 284,187</u>

1. **Performance Measure Targets.** The following is a listing of the key performance target levels for the Executive Council of Physical Therapy & Occupational Therapy Examiners. It is the intent of the Legislature that appropriations made by this Act be utilized in the most efficient and effective manner possible to achieve the intended mission of the Executive Council of Physical Therapy & Occupational Therapy Examiners. In order to achieve the objectives and service standards established by this Act, the Executive Council of Physical Therapy & Occupational Therapy Examiners shall make every effort to attain the following designated key performance target levels associated with each item of appropriation.

	<u>2008</u>	<u>2009</u>
A. Goal: LICENSING AND REGISTRATION		
Outcome (Results/Impact):		
Percent of Licensees with No Recent Violations:		
Physical Therapy	99%	99%
Percent of Licensees with No Recent Violations:		
Occupational Therapy	100%	100%
Percent of Licensees Who Renew Online	91%	91%
Percent of New Individual Licenses Issued Online	77%	77%
A.1.1. Strategy: OPERATE LICENSING SYSTEM		
Output (Volume):		
Number of New Licenses Issued to Individuals:		
Physical Therapy	975	985
Number of New Licenses Issued to Individuals:		
Occupational Therapy	580	585
Number of Licenses Renewed (Individuals): Physical Therapy	6,390	6,520
Number of Licenses Renewed (Individuals): Occupational Therapy	3,900	3,950
Explanatory:		
Total Number of Business Facilities Registered	2,920	2,930
B. Goal: ENFORCEMENT		
Outcome (Results/Impact):		
Percent of Complaints Resulting in Disciplinary Action:		
Physical Therapy	25%	25%
Percent of Complaints Resulting in Disciplinary Action:		
Occupational Therapy	25%	25%
B.1.1. Strategy: ADMINISTER ENFORCEMENT		
Output (Volume):		
Number of Complaints Resolved: Physical Therapy	225	225
Number of Complaints Resolved: Occupational Therapy	70	70
Efficiencies:		
Average Time for Complaint Resolution: Physical Therapy (Days)	105	105
Average Time for Complaint Resolution: Occupational Therapy (Days)	122	122
Explanatory:		
Number of Jurisdictional Complaints Received:		
Physical Therapy	225	225
Number of Jurisdictional Complaints Received:		
Occupational Therapy	70	70

BOARD OF PLUMBING EXAMINERS

	For the Years Ending	
	August 31, 2008	August 31, 2009
Method of Financing:		
General Revenue Fund	\$ 1,862,556	\$ 1,793,306
Appropriated Receipts	<u>30,000</u>	<u>30,000</u>
Total, Method of Financing	<u><u>\$ 1,892,556</u></u>	<u><u>\$ 1,823,306</u></u>
Other Direct and Indirect Costs Appropriated Elsewhere in this Act	\$ 395,661	\$ 398,289
This bill pattern represents an estimated 100% of this agency's estimated total available funds for the biennium.		
Number of Full-Time-Equivalents (FTE):	24.0	24.0
Schedule of Exempt Positions:		
Executive Director, Group 2	\$70,000	\$70,000
Items of Appropriation:		
A. Goal: ENSURE PUBLIC SAFETY/PLUMBING		
Ensure Public Health by Licensing and Registering Plumbers.		
A.1.1. Strategy: EXAMINE AND LICENSE PLUMBERS	\$ 640,301	\$ 640,301
Administer Competency Examinations, Issue and Renew Licenses.		
A.1.2. Strategy: TEXASONLINE	\$ 155,000	\$ 155,000
TexasOnline. Estimated and Nontransferable.		
A.1.3. Strategy: INSPECTIONS AND ENFORCEMENT	<u>\$ 812,780</u>	<u>\$ 743,530</u>
Inspect and Monitor Job Sites, Investigate and Resolve Complaints.		
Total, Goal A: ENSURE PUBLIC SAFETY/PLUMBING	<u><u>\$ 1,608,081</u></u>	<u><u>\$ 1,538,831</u></u>
B. Goal: INDIRECT ADMINISTRATION		
B.1.1. Strategy: INDIRECT ADMIN - EXAM/LICENSE	\$ 103,401	\$ 103,401
Indirect Administration - Exam/License.		
B.1.2. Strategy: INDIRECT ADMIN - INSPECT/ENFORCE	<u>\$ 181,074</u>	<u>\$ 181,074</u>
Indirect Administration - Inspections/Enforcement.		
Total, Goal B: INDIRECT ADMINISTRATION	<u><u>\$ 284,475</u></u>	<u><u>\$ 284,475</u></u>
Grand Total, BOARD OF PLUMBING EXAMINERS	<u><u>\$ 1,892,556</u></u>	<u><u>\$ 1,823,306</u></u>
Object-of-Expense Informational Listing:		
Salaries and Wages	\$ 1,084,700	\$ 1,084,700
Other Personnel Costs	44,500	44,500
Professional Fees and Services	79,325	79,325
Fuels and Lubricants	13,500	13,500
Consumable Supplies	13,850	13,850
Utilities	37,300	37,300
Travel	39,700	39,700
Rent - Building	191,310	191,310
Rent - Machine and Other	6,775	6,775
Other Operating Expense	313,596	312,346
Capital Expenditures	<u>68,000</u>	<u>0</u>
Total, Object-of-Expense Informational Listing	<u><u>\$ 1,892,556</u></u>	<u><u>\$ 1,823,306</u></u>
Estimated Allocations for Employee Benefits and Debt Service Appropriations Made Elsewhere in this Act:		
<u>Employee Benefits</u>		
Retirement	\$ 71,826	\$ 72,904
Group Insurance	213,638	220,284
Social Security	84,265	85,529

BOARD OF PLUMBING EXAMINERS
(Continued)

Benefits Replacement	<u>9,963</u>	<u>9,464</u>
Subtotal, Employee Benefits	<u>\$ 379,692</u>	<u>\$ 388,181</u>
Total, Estimated Allocations for Employee Benefits and Debt Service Appropriations Made Elsewhere in this Act	<u>\$ 379,692</u>	<u>\$ 388,181</u>

1. **Performance Measure Targets.** The following is a listing of the key performance target levels for the Board of Plumbing Examiners. It is the intent of the Legislature that appropriations made by this Act be utilized in the most efficient and effective manner possible to achieve the intended mission of the Board of Plumbing Examiners. In order to achieve the objectives and service standards established by this Act, the Board of Plumbing Examiners shall make every effort to attain the following designated key performance target levels associated with each item of appropriation.

	<u>2008</u>	<u>2009</u>
A. Goal: ENSURE PUBLIC SAFETY/PLUMBING Outcome (Results/Impact):		
Percentage of Complaints Resolved Resulting in Disciplinary Action	50%	50%
Percentage of Licensees with No Recent Violations	98.5%	98.5%
Percent of Licensees Who Renew Online	32%	34%
Percent of New Individual Licenses Issued Online	9%	10%
A.1.1. Strategy: EXAMINE AND LICENSE PLUMBERS Output (Volume):		
Number of New Licenses Issued to Individuals	1,950	1,950
Efficiencies:		
Average Licensing Cost Per Individual License Issued	4.07	4.08
A.1.3. Strategy: INSPECTIONS AND ENFORCEMENT Output (Volume):		
Number of Job Sites Monitored	9,645	9,645
Number of Field Investigations Conducted	850	850
Number of Complaints Resolved	880	880

2. **Capital Budget.** None of the funds appropriated above may be expended for capital budget items except as listed below. The amounts shown below shall be expended only for the purposes shown and are not available for expenditure for other purposes. Amounts appropriated above and identified in this provision as appropriations either for "Lease Payments to the Master Lease Purchase Program" or for items with a "(MLPP)" notation shall be expended only for the purpose of making lease-purchase payments to the Texas Public Finance Authority pursuant to the provisions of Government Code § 1232.103. Upon approval from the Legislative Budget Board, capital budgeted funds listed below under "Acquisition of Information Resource Technologies" may be used to lease information resources hardware and/or software, if determined by agency management to be in the best interest of the State of Texas.

	<u>2008</u>	<u>2009</u>
a. Transportation Items		
(1) Purchase of New Vehicles (4)	\$ 68,000	\$ 0
Total, Capital Budget	<u>\$ 68,000</u>	<u>\$ 0</u>

Method of Financing (Capital Budget):

General Revenue Fund	<u>\$ 68,000</u>	<u>\$ 0</u>
Total, Method of Financing	<u><u>\$ 68,000</u></u>	<u><u>\$ 0</u></u>

BOARD OF PODIATRIC MEDICAL EXAMINERS

	For the Years Ending	
	August 31, 2008	August 31, 2009
Method of Financing:		
General Revenue Fund	\$ 227,712	\$ 228,465
Appropriated Receipts	3,200	3,200
Total, Method of Financing	\$ 230,912	\$ 231,665
Other Direct and Indirect Costs Appropriated Elsewhere in this Act		
	\$ 82,861	\$ 82,855
This bill pattern represents an estimated 100% of this agency's estimated total available funds for the biennium.		
Number of Full-Time-Equivalents (FTE):	4.0	4.0
Schedule of Exempt Positions:		
Executive Director, Group 1	\$55,000	\$55,000
Items of Appropriation:		
A. Goal: PROTECT TEXANS		
Protect Citizens of Texas from Incompetent and Unethical Podiatrists.		
A.1.1. Strategy: LICENSURE AND ENFORCEMENT	\$ 191,038	\$ 191,655
Provide Exams and Continuing Education & Investigate Violations of Act.		
A.1.2. Strategy: TEXASONLINE	\$ 4,130	\$ 4,130
TexasOnline. Estimated and Nontransferable.		
A.1.3. Strategy: INDIRECT ADMINISTRATION	\$ 35,744	\$ 35,880
Total, Goal A: PROTECT TEXANS	\$ 230,912	\$ 231,665
Grand Total, BOARD OF PODIATRIC MEDICAL EXAMINERS		
	\$ 230,912	\$ 231,665
Object-of-Expense Informational Listing:		
Salaries and Wages	\$ 160,913	\$ 160,913
Other Personnel Costs	6,760	7,401
Professional Fees and Services	15,249	14,816
Consumable Supplies	2,560	2,560
Utilities	135	135
Travel	15,619	14,979
Other Operating Expense	29,676	30,861
Total, Object-of-Expense Informational Listing	\$ 230,912	\$ 231,665
Estimated Allocations for Employee Benefits and Debt Service Appropriations Made Elsewhere in this Act:		
<u>Employee Benefits</u>		
Retirement	\$ 7,923	\$ 8,042
Group Insurance	16,190	16,352
Social Security	10,864	11,027
Benefits Replacement	927	880
Subtotal, Employee Benefits	\$ 35,904	\$ 36,301
<u>Debt Service</u>		
Lease Payments	\$ 19,658	\$ 19,360
Total, Estimated Allocations for Employee Benefits and Debt Service Appropriations Made Elsewhere in this Act	\$ 55,562	\$ 55,661

1. **Performance Measure Targets.** The following is a listing of the key performance target levels for the Board of Podiatric Medical Examiners. It is the intent of the Legislature that appropriations made by this Act be utilized in the most efficient and effective manner possible to achieve the intended mission of the Board of Podiatric Medical Examiners. In order to achieve

BOARD OF PODIATRIC MEDICAL EXAMINERS
(Continued)

the objectives and service standards established by this Act, the Board of Podiatric Medical Examiners shall make every effort to attain the following designated key performance target levels associated with each item of appropriation.

	<u>2008</u>	<u>2009</u>
A. Goal: PROTECT TEXANS		
Outcome (Results/Impact):		
Percent of Licensees with No Recent Violations	98.5%	98.5%
Percent of Documented Complaints Resolved within Six Months	77%	77%
Percent of Licensees Who Renew Online	80%	80%
A.1.1. Strategy: LICENSURE AND ENFORCEMENT		
Output (Volume):		
Number of New Licenses Issued to Individuals	50	50
Complaints Resolved	130	130
Efficiencies:		
Average Licensing Cost Per Individual License Issued	20.17	20.17
Average Time for Complaint Resolution (Days)	220	220
Explanatory:		
Total Number of Individuals Licensed	1,055	1,055

BOARD OF EXAMINERS OF PSYCHOLOGISTS

	For the Years Ending	
	August 31, <u>2008</u>	August 31, <u>2009</u>
Method of Financing:		
General Revenue Fund	\$ 720,362	\$ 707,961
<u>Other Funds</u>		
Appropriated Receipts	40,000	40,000
Interagency Contracts	22,398	22,398
Subtotal, Other Funds	<u>\$ 62,398</u>	<u>\$ 62,398</u>
Total, Method of Financing	<u><u>\$ 782,760</u></u>	<u><u>\$ 770,359</u></u>
Other Direct and Indirect Costs Appropriated Elsewhere in this Act	\$ 211,790	\$ 211,969
This bill pattern represents an estimated 100% of this agency's estimated total available funds for the biennium.		
Number of Full-Time-Equivalents (FTE):	12.5	12.5
Schedule of Exempt Positions:		
Executive Director, Group 1	\$68,250	\$68,250
Items of Appropriation:		
A. Goal: LICENSURE		
Protect Public through Quality Program of Licensure.		
A.1.1. Strategy: LICENSING¹	\$ 357,755	\$ 345,515
Operate Quality Program of Licensure.		
A.1.2. Strategy: TEXASONLINE	<u>\$ 30,000</u>	<u>\$ 30,000</u>
TexasOnline. Estimated and Nontransferable.		
Total, Goal A: LICENSURE	<u><u>\$ 387,755</u></u>	<u><u>\$ 375,515</u></u>

B. Goal: ENFORCEMENT LAWS & RULES
Protect the Public through Enforcement of Laws & Rules.

¹ Incorporates Article IX, § 19.51, of this Act, due to the enactment of SB 29, 80th Legislature, Regular Session, relating to the creation of a minimum data set for the collection of information on health professionals by the Statewide Health Coordinating Council, resulting in an increase in General Revenue Funds of \$12,000 in FY 2008.

BOARD OF EXAMINERS OF PSYCHOLOGISTS
(Continued)

B.1.1. Strategy: ENFORCEMENT Operate a Quality Investigation/Enforcement Program.	\$ 262,298	\$ 262,138
C. Goal: INDIRECT ADMINISTRATION		
C.1.1. Strategy: INDIRECT ADMIN - LICENSING Indirect Administration - Licensing.	\$ 80,005	\$ 80,005
C.1.2. Strategy: INDIRECT ADMIN - ENFORCEMENT Indirect Administration - Enforcement.	\$ 52,702	\$ 52,701
Total, Goal C: INDIRECT ADMINISTRATION	\$ 132,707	\$ 132,706
Grand Total, BOARD OF EXAMINERS OF PSYCHOLOGISTS	<u>\$ 782,760</u>	<u>\$ 770,359</u>
Object-of-Expense Informational Listing:		
Salaries and Wages	\$ 495,610	\$ 495,610
Other Personnel Costs	17,040	17,040
Professional Fees and Services	94,240	82,240
Consumable Supplies	10,000	10,000
Utilities	800	800
Travel	20,960	20,960
Rent - Building	2,340	2,340
Other Operating Expense	141,770	141,369
Total, Object-of-Expense Informational Listing	<u>\$ 782,760</u>	<u>\$ 770,359</u>
Estimated Allocations for Employee Benefits and Debt Service Appropriations Made Elsewhere in this Act:		
<u>Employee Benefits</u>		
Retirement	\$ 29,437	\$ 29,878
Group Insurance	59,947	60,790
Social Security	39,122	39,709
Benefits Replacement	5,351	5,083
Subtotal, Employee Benefits	\$ 133,857	\$ 135,460
<u>Debt Service</u>		
Lease Payments	\$ 40,499	\$ 39,884
Total, Estimated Allocations for Employee Benefits and Debt Service Appropriations Made Elsewhere in this Act	<u>\$ 174,356</u>	<u>\$ 175,344</u>

1. **Performance Measure Targets.** The following is a listing of the key performance target levels for the Board of Examiners of Psychologists. It is the intent of the Legislature that appropriations made by this Act be utilized in the most efficient and effective manner possible to achieve the intended mission of the Board of Examiners of Psychologists. In order to achieve the objectives and service standards established by this Act, the Board of Examiners of Psychologists shall make every effort to attain the following designated key performance target levels associated with each item of appropriation.

	<u>2008</u>	<u>2009</u>
A. Goal: LICENSURE		
Outcome (Results/Impact):		
Percent of Licensees with No Recent Violations	99%	99%
Percent of Licensees Who Renew Online	76%	76%
A.1.1. Strategy: LICENSING		
Output (Volume):		
Number of New Certificates/Licenses Issued to Individuals	582	582
Number of Certificates/Licenses Renewed (Individuals)	7,018	7,018
Efficiencies:		
Average Licensing Cost Per Individual License Issued	20	20
B. Goal: ENFORCEMENT LAWS & RULES		
Outcome (Results/Impact):		
Percent of Documented Complaints Resolved within Six Months	51%	51%

BOARD OF EXAMINERS OF PSYCHOLOGISTS
(Continued)

B.1.1. Strategy: ENFORCEMENT		
Output (Volume):		
Complaints Resolved	197	197
Efficiencies:		
Average Time for Complaint Resolution (Days)	220	220
Explanatory:		
Number of Jurisdictional Complaints Received	189	189

RACING COMMISSION

	For the Years Ending	
	August 31, 2008	August 31, 2009
Method of Financing:		
GR Dedicated - Texas Racing Commission Account No. 597	\$ 10,176,271	\$ 10,177,270
Total, Method of Financing	<u>\$ 10,176,271</u>	<u>\$ 10,177,270</u>
Other Direct and Indirect Costs Appropriated Elsewhere in this Act		
	\$ 1,024,438	\$ 1,028,548
This bill pattern represents an estimated 100% of this agency's estimated total available funds for the biennium.		
Number of Full-Time-Equivalents (FTE):		
Number of FTEs in Riders:	76.6 5.0	76.8 5.0
Schedule of Exempt Positions:		
Executive Director, Group 2	\$85,536	\$85,536
Items of Appropriation:		
A. Goal: ENFORCE RACING REGULATION		
Enforce Racing Regulations in Texas.		
A.1.1. Strategy: LICENSE/REGULATE RACETRACKS Provide Regulatory and Enforcement Services to Racetrack Owners.	\$ 251,055	\$ 251,895
A.2.1. Strategy: TEXAS BRED INCENTIVE PROGRAM Allocate Texas Bred Funds to Breed Registries. Nontransferable.	\$ 5,389,159	\$ 5,389,619
A.3.1. Strategy: SUPERVISE & CONDUCT LIVE RACES Supervise the Conduct of Racing through Enforcement and Monitoring.	\$ 849,215	\$ 829,374
A.3.2. Strategy: MONITOR LICENSEE ACTIVITIES Monitor Occupational Licensee Activities.	\$ 434,687	\$ 435,947
A.4.1. Strategy: INSPECT & PROVIDE EMERGENCY CARE Inspect and Provide Emergency Care.	\$ 436,742	\$ 437,982
A.4.2. Strategy: ADMINISTER DRUG TESTS	<u>\$ 325,703</u>	<u>\$ 326,803</u>
Total, Goal A: ENFORCE RACING REGULATION	<u>\$ 7,686,561</u>	<u>\$ 7,671,620</u>
B. Goal: REGULATE PARTICIPATION		
Regulate the Participation in Racing.		
B.1.1. Strategy: OCCUPATIONAL LICENSING PROGRAM Administer the Occupational Licensing Program through Enforcement.	\$ 547,692	\$ 549,532
B.1.2. Strategy: TEXASONLINE TexasOnline. Estimated and Nontransferable.	<u>\$ 23,250</u>	<u>\$ 23,250</u>
Total, Goal B: REGULATE PARTICIPATION	<u>\$ 570,942</u>	<u>\$ 572,782</u>
C. Goal: REGULATE PARI-MUTUEL WAGERING		
Regulate pari-mutuel wagering in Texas.		
C.1.1. Strategy: MONITOR WAGERING AND AUDIT Regulate Pari-mutuel Wagering to Maintain an Honest Racing Industry.	\$ 457,218	\$ 457,938

RACING COMMISSION
(Continued)

C.1.2. Strategy: WAGERING COMPLIANCE INSPECTIONS Conduct Wagering Compliance Inspections.	\$ 327,143	\$ 327,883
Total, Goal C: REGULATE PARI-MUTUEL WAGERING	\$ 784,361	\$ 785,821
D. Goal: INDIRECT ADMINISTRATION		
D.1.1. Strategy: CENTRAL ADMIN & OTHER SUPPORT SVCS Central Administration and Other Support Services.	\$ 753,938	\$ 760,698
D.1.2. Strategy: INFORMATION RESOURCES	\$ 380,469	\$ 386,349
Total, Goal D: INDIRECT ADMINISTRATION	\$ 1,134,407	\$ 1,147,047
Grand Total, RACING COMMISSION	<u>\$ 10,176,271</u>	<u>\$ 10,177,270</u>
Supplemental Appropriations Made in Riders:	\$ 601,052	\$ 601,052
Object-of-Expense Informational Listing:		
Salaries and Wages	\$ 3,939,364	\$ 3,914,364
Other Personnel Costs	143,460	165,020
Professional Fees and Services	160,742	164,721
Consumable Supplies	27,750	27,750
Utilities	22,500	22,500
Travel	239,790	239,790
Rent - Building	105,314	105,314
Rent - Machine and Other	13,500	13,500
Other Operating Expense	318,367	318,367
Grants	5,721,196	5,721,656
Capital Expenditures	<u>85,340</u>	<u>85,340</u>
Total, Object-of-Expense Informational Listing	<u>\$ 10,777,323</u>	<u>\$ 10,778,322</u>
Estimated Allocations for Employee Benefits and Debt Service Appropriations Made Elsewhere in this Act:		
<u>Employee Benefits</u>		
Retirement	\$ 224,604	\$ 227,973
Group Insurance	412,710	420,205
Social Security	273,944	278,053
Benefits Replacement	<u>28,752</u>	<u>27,314</u>
Subtotal, Employee Benefits	\$ 940,010	\$ 953,545
Total, Estimated Allocations for Employee Benefits and Debt Service Appropriations Made Elsewhere in this Act	<u>\$ 940,010</u>	<u>\$ 953,545</u>

1. Performance Measure Targets. The following is a listing of the key performance target levels for the Racing Commission. It is the intent of the Legislature that appropriations made by this Act be utilized in the most efficient and effective manner possible to achieve the intended mission of the Racing Commission. In order to achieve the objectives and service standards established by this Act, the Racing Commission shall make every effort to attain the following designated key performance target levels associated with each item of appropriation.

	<u>2008</u>	<u>2009</u>
A. Goal: ENFORCE RACING REGULATION		
Outcome (Results/Impact):		
Percentage of Investigations (Individuals) Resulting in Disciplinary Action	99%	99%
Percentage of Licensees with No Recent Violations	97.5%	97.5%
Percentage of Race Animals Injured or Dismissed from the Racetrack	.3%	.3%
A.1.1. Strategy: LICENSE/REGULATE RACETRACKS		
Output (Volume):		
Number of Racetrack Inspections	71	71
Efficiencies:		
Average Regulatory Cost per Horse Racetrack	33,046	32,660
Average Regulatory Cost per Greyhound Racetrack	32,491	33,246
Explanatory:		
Number of Horse Tracks Regulated	7	7
Number of Greyhound Tracks Regulated	3	3

RACING COMMISSION
(Continued)

A.2.1. Strategy: TEXAS BRED INCENTIVE PROGRAM		
Output (Volume):		
Number of Texas-bred Awards	23,450	23,450
A.3.1. Strategy: SUPERVISE & CONDUCT LIVE RACES		
Output (Volume):		
Number of Occupational Licenses Suspended or Revoked	212	212
A.3.2. Strategy: MONITOR LICENSEE ACTIVITIES		
Output (Volume):		
Number of Investigations Completed	900	900
A.4.1. Strategy: INSPECT & PROVIDE EMERGENCY CARE		
Output (Volume):		
Number of Race Animals Inspected Pre-race	116,800	116,500

B. Goal: REGULATE PARTICIPATION		
Outcome (Results/Impact):		
Average Time Required to Issue a New Occupational License (Minutes)	7.5	7.5
B.1.1. Strategy: OCCUPATIONAL LICENSING PROGRAM		
Output (Volume):		
Number of New Occupational Licenses Issued	4,600	4,600
Number of Occupational Licenses Renewed	8,000	8,000
Efficiencies:		
Average Regulatory Cost per Licensee	46.33	45.56

C. Goal: REGULATE PARI-MUTUEL WAGERING		
Outcome (Results/Impact):		
Percentage of Compliance Audits Passed	98%	98%
C.1.1. Strategy: MONITOR WAGERING AND AUDIT		
Explanatory:		
Total Pari-mutuel Handle (In Millions)	477.47	464.39
Total Take to the State Treasury from Pari-mutuel Wagering on Live and Simulcast Races	4,143,756	4,030,217

2. **Capital Budget.** None of the funds appropriated above may be expended for capital budget items except as listed below. If a finding of fact is not issued by the Comptroller of Public Accounts to make the contingent appropriation specified in Rider 8, Contingent Appropriation: New Horse Racetrack and Accredited Texas Bred Program, available, the capital budget expenditure and transfer authority provided to the Racing Commission by Article IX, Section 14.03, Limitation on Expenditures - Capital Budget, of this act, only applies to \$35,340 each fiscal year to purchase computer hardware and software. The amount shown below shall be expended only for the purposes shown and are not available for expenditure for other purposes. Amounts appropriated above and identified in this provision as appropriations either for "Lease Payments to the Master Lease Purchase" or for other items with an "(MLPP)" notation shall be expended only for the purpose of making lease-purchase payments to the Texas Public Finance Authority pursuant to the provisions of Government Code § 1232.103. Upon approval from the Legislative Budget Board, capital budgeted funds listed below under "Acquisition of Information Resource Technologies" may be used to lease information resources hardware and/or software versus the purchase of information resources hardware and/or software, if determined by commission management to be in the best interest of the State of Texas.

	<u>2008</u>	<u>2009</u>
a. Acquisition of Information Resource Technologies		
(1) Purchase Computer Hardware and Software - Scheduled Replacement of Items	\$ 35,340	\$ 35,340
(2) Rider 8 Contingency - Purchase Computer Hardware and Software	<u>\$ 25,000</u>	<u>\$ 25,000</u>
Total, Acquisition of Information Resource Technologies	<u>\$ 60,340</u>	<u>\$ 60,340</u>
Total, Capital Budget	<u><u>\$ 60,340</u></u>	<u><u>\$ 60,340</u></u>

Method of Financing (Capital Budget):

GR Dedicated - Texas Racing Commission Account No. 597	<u>\$ 60,340</u>	<u>\$ 60,340</u>
Total, Method of Financing	<u><u>\$ 60,340</u></u>	<u><u>\$ 60,340</u></u>

RACING COMMISSION
(Continued)

3. **Limitation on Travel Reimbursement.** Out of the funds appropriated above, not more than \$1,500 per Commissioner may be expended on out-of-state travel and not more than \$6,000 per Commissioner may be expended on in-state travel in each year of the biennium.
4. **Appropriation: Unexpended Balances.** Unexpended balances remaining in Racing Commission receipts as of August 31, 2008, are hereby appropriated for the fiscal year beginning September 1, 2008.
5. **Texas Bred Incentive Program Receipts.** Amounts set aside by the Texas Racing Act for the Texas Bred Incentive Program are appropriated above in Strategy A.2.1, Texas Bred Incentive Program.
6. **Criminal History Checks and Background Checks.** Out of the funds appropriated above in Strategy B.1.1, Occupational Licensing Program, \$25,000 in fiscal year 2008 and \$25,000 in fiscal year 2009 are appropriated to the Racing Commission for the purpose of reimbursing the Department of Public Safety for costs incurred in conducting criminal history checks or background checks on individuals seeking to transfer ownership interest in an existing racetrack license on Racing Commission license applicants and renewals. Any additional revenue received from occupational license fees to cover the costs of criminal history checks or background checks (estimated to be \$0) is hereby appropriated to the Racing Commission for the purpose of reimbursing the Department of Public Safety.
7. **Texas Bred Incentive Program Awards.** None of the funds appropriated above for Texas Bred Incentive Program Awards may be expended for payments to a member serving on the commission. The Racing Commission shall take all necessary steps to ensure compliance with this provision.
8. **Contingent Appropriation: New Horse Racetrack and Accredited Texas Bred Program.**
 - a. In addition to the amounts appropriated above, the Texas Racing Commission shall be appropriated out of funds collected by the agency and deposited to GR Dedicated-Texas Racing Commission Account No. 597 during each fiscal year of the 2008-09 biennium, the following amounts for each new horse racetrack that begins operation for the first time during the biennium (estimated to be one new horse racetrack) contingent upon the Texas Racing Commission assessing fees sufficient to generate, during the 2008-09 biennium, \$326,052 for fiscal year 2008 and \$326,052 for fiscal year 2009 for each new horse racetrack during the 2008-09 biennium in excess of \$10,138,000 in fiscal year 2008 and \$9,954,000 in fiscal year 2009 (Object Codes 3188, 3189, 3190, 3193, 3194, and 3197) contained in the Comptroller of Public Accounts' Biennial Revenue Estimate for fiscal years 2008 and 2009:
 - (1) \$76,551 in Strategy A.3.1, Supervise and Conduct Live Races;
 - (2) \$66,893 in Strategy A.3.2, Monitor Licensee Activities;
 - (3) \$33,493 in Strategy A.4.1, Inspect and Provide Emergency Care;
 - (4) \$24,946 in Strategy A.4.2, Administer Drug Tests;
 - (5) \$29,132 in Strategy B.1.1, Occupational Licensing Program;
 - (6) \$38,000 in Strategy C.1.1, Monitor Wagering and Audit.

Also, the "Number of Full-Time-Equivalents (FTE)" figure indicated above shall be increased by 5.0 FTEs in each fiscal year for each new horse racetrack that begins operations for the first time during the biennium contingent upon the Texas Racing Commission generating the amount of revenue indicated above for each new horse racetrack. The Texas Racing Commission upon completion of necessary actions to access or increase such additional revenue shall furnish copies of the Texas Racing Commissions' minutes and other information supporting the estimated revenues to be generated for the 2008-09 biennium under the revised fee structure to the Comptroller of Public Accounts. If the Comptroller finds the information sufficient to support the projection of increased revenues, a finding of fact to that effect shall be issued and the contingent appropriation shall be made available for the intended purpose.

Also, contingent upon the Texas Racing Commission assessing fees to cover the costs of the regulation of each new horse racetrack, the Texas Racing Commission's Capital Budget authority includes the purchase of computer hardware and software in the amount of \$25,000 each year.

RACING COMMISSION
(Continued)

- b. In addition to amounts appropriated above in GR Dedicated - Texas Racing Commission Account No. 597, the Texas Racing Commission shall be appropriated in Strategy A.2.1, Texas Bred Incentive Program, revenue set aside by the Texas Racing Act pursuant to VTCS, Article 179e § 6.08 (j) for the Texas Bred Incentive Program that is collected by the agency from each new horse racetrack that begins operations for the first time in the 2008-09 biennium in an amount not to exceed \$332,037 from GR Dedicated - Texas Racing Commission Account No. 597 each year for each new horse racetrack. Any appropriations from revenue collected by the agency from new horse racetracks for the Texas Bred Incentive Program during the 2008-09 biennium may be used only for that purpose and are not transferable to any other strategy.
9. **Contingent Reduction of Appropriation: Supervision of Racetracks.**¹ Contingent upon the enactment of House Bill 2700 by the Eightieth Legislature, Regular Session, 2007, or similar legislation relating to the transferring of one-third of state stewards and judges to racetrack association employment, amounts appropriated above from GR Dedicated - Texas Racing Commission Account No. 597 in Strategy A.3.1, Supervise and Conduct Live Races, shall be reduced by \$232,146 in fiscal year 2008 and \$232,246 in fiscal year 2009. Also contingent upon the enactment of such legislation, the "Number of Full-Time-Equivalents (FTE)" above shall be reduced by 4.0 FTEs each year.
10. **Contingent Appropriation: New Racetrack Application.** All fees collected to cover the cost of the racetrack application process, in excess of the \$75,000 in each fiscal year from GR Dedicated - Texas Racing Commission Account No. 597 (Object Code 3191) in the Comptroller's Biennial Revenue Estimate (estimated to be \$0 each fiscal year), are hereby appropriated to Strategy A.1.1, License and Regulate Racetracks. Any appropriations from revenue collected by the agency from new racetrack applications shall be used only for the racetrack application review process for those racetracks that have a scheduled hearing before the State Office of Administrative Hearing or the Texas Racing Commission during the 2008-09 biennium and are not transferable to any other strategy.

¹ HB 2700, 80th Legislature, Regular Session, did not pass, resulting in no reduction of appropriations.

REAL ESTATE COMMISSION

	For the Years Ending	
	August 31, 2008	August 31, 2009
Method of Financing:		
General Revenue Fund	\$ 6,038,861	\$ 6,044,807
GR Dedicated - Appraiser Registry Account No. 028	120,000	120,000
<u>Other Funds</u>		
Appropriated Receipts	186,500	186,500
Real Estate Recovery Trust Fund	3,500	3,500
Real Estate Inspection Trust Fund	500	500
Subtotal, Other Funds	\$ 190,500	\$ 190,500
Total, Method of Financing	<u>\$ 6,349,361</u>	<u>\$ 6,355,307</u>
Other Direct and Indirect Costs Appropriated Elsewhere in this Act	\$ 1,422,260	\$ 1,431,630

This bill pattern represents an estimated 100% of this agency's estimated total available funds for the biennium.

REAL ESTATE COMMISSION
(Continued)

Number of Full-Time-Equivalents (FTE): ^{1, 2, 3}	105.5	105.5
Schedule of Exempt Positions:		
Administrator, Group 3	\$100,000	\$100,000
Items of Appropriation:		
A. Goal: ENSURE STANDARDS		
Determine the Eligibility of TREC Applicants for Licensure.		
A.1.1. Strategy: TREC LICENSING Review Apps, Perform Criminal Checks, Administer Exams, Issue Licenses.	\$ 1,262,939	\$ 1,141,748
A.1.2. Strategy: TEXASONLINE TexasOnline. Estimated and Nontransferable.	\$ 322,000	\$ 322,000
Total, Goal A: ENSURE STANDARDS	<u>\$ 1,584,939</u>	<u>\$ 1,463,748</u>
B. Goal: ENFORCE REGULATIONS		
Promptly, Aggressively, and Fairly Enforce TREC Laws and Rules.		
B.1.1. Strategy: TREC INVESTIGATION Investigate and Resolve Valid Complaint Cases.	\$ 1,810,995	\$ 1,756,548
C. Goal: PROVIDE EDUCATION		
To Communicate Effectively with the Public and Licensees.		
C.1.1. Strategy: LICENSEE/CONSUMER EDUCATION Prepare and Distribute Information Describing TREC Functions.	\$ 722,439	\$ 703,623
D. Goal: LICENSING APPRAISERS		
Implement and Enforce TALCB and Standards.		
D.1.1. Strategy: TALCB LICENSING Process Applications and License Applicants.	\$ 463,732	\$ 413,732
D.2.1. Strategy: TALCB ENFORCEMENT Investigate and Resolve Complaints; Impose Penalties as Appropriate.	\$ 386,283	\$ 361,683
Total, Goal D: LICENSING APPRAISERS	<u>\$ 850,015</u>	<u>\$ 775,415</u>
E. Goal: INDIRECT ADMINISTRATION		
E.1.1. Strategy: INDIRECT ADMINISTRATION	\$ 1,380,973	\$ 1,655,973
Grand Total, REAL ESTATE COMMISSION	<u>\$ 6,349,361</u>	<u>\$ 6,355,307</u>
Object-of-Expense Informational Listing:		
Salaries and Wages	\$ 4,155,085	\$ 4,155,085
Other Personnel Costs	137,100	137,100
Professional Fees and Services	137,600	107,600
Consumable Supplies	52,500	52,500
Utilities	40,450	36,000
Travel	77,400	81,544
Rent - Building	418,910	427,766
Rent - Machine and Other	35,600	35,600
Other Operating Expense	1,118,016	890,412
Capital Expenditures	<u>176,700</u>	<u>431,700</u>
Total, Object-of-Expense Informational Listing	<u>\$ 6,349,361</u>	<u>\$ 6,355,307</u>
Estimated Allocations for Employee Benefits and Debt Service Appropriations Made Elsewhere in this Act:		

¹ Incorporates Article IX, § 19.10, of this Act, due to the enactment of HB 716, 80th Legislature, Regular Session, relating to mortgage fraud and providing criminal penalties, resulting in an increase in General Revenue Funds of \$249,275 and 5.0 FTEs in FY 2008 and \$214,670 and 5.0 FTEs in FY 2009.

² Incorporates Article IX, § 19.13, of this Act, due to the enactment of HB 1530, 80th Legislature, Regular Session, relating to the regulation of the sale and inspection of real estate and residential service contracts, resulting in an increase in General Revenue Funds of \$157,642 and 2.0 FTEs in FY 2008 and \$78,280 and 2.0 FTEs in FY 2009.

³ Incorporates Article IX, § 19.38, of this Act, due to the enactment of SB 914, 80th Legislature, Regular Session, relating to the continuation and functions of the Texas Real Estate Commission and the regulation of real estate brokers, salespersons, inspectors, appraisers, residential service companies, and timeshares, resulting in an increase in General Revenue Funds of \$154,617 and 1.0 FTE in FY 2008 and \$98,946 and 1.0 FTE in FY 2009.

REAL ESTATE COMMISSION
(Continued)

<u>Employee Benefits</u>		
Retirement	\$ 209,643	\$ 212,788
Group Insurance	618,947	635,955
Social Security	266,157	270,150
Benefits Replacement	<u>36,857</u>	<u>35,014</u>
Subtotal, Employee Benefits	<u>\$ 1,131,604</u>	<u>\$ 1,153,907</u>
Total, Estimated Allocations for Employee Benefits and Debt Service Appropriations Made Elsewhere in this Act		
	<u>\$ 1,131,604</u>	<u>\$ 1,153,907</u>

1. **Performance Measure Targets.** The following is a listing of the key performance target levels for the Real Estate Commission. It is the intent of the Legislature that appropriations made by this Act be utilized in the most efficient and effective manner possible to achieve the intended mission of the Real Estate Commission. In order to achieve the objectives and service standards established by this Act, the Real Estate Commission shall make every effort to attain the following designated key performance target levels associated with each item of appropriation.

	<u>2008</u>	<u>2009</u>
A. Goal: ENSURE STANDARDS		
Outcome (Results/Impact):		
Percent of Licensees with No Recent Violations	99%	99%
Percent of Licensees Who Renew Online	80%	80%
Percent of New Individual Licenses Issued Online	70%	70%
A.1.1. Strategy: TREC LICENSING		
Output (Volume):		
Number of New Licenses Issued to Individuals	30,000	30,000
Number of Licenses Renewed (Individuals)	77,000	71,000
Efficiencies:		
Average Licensing Cost per Individual License Issued	15	15
Average Time for Individual License Issuance (Days)	42	42
Percentage of New Individual Licenses Issued Within Ten Days	95%	95%
Percentage of Individual License Renewals Issued within Seven Days	97%	97%
B. Goal: ENFORCE REGULATIONS		
Outcome (Results/Impact):		
Percent of Documented Complaints Resolved Within Six Months	85%	85%
B.1.1. Strategy: TREC INVESTIGATION		
Output (Volume):		
Number of Complaints Resolved	3,520	3,520
Efficiencies:		
Average Time for Complaint Resolution (Days)	115	115
C. Goal: PROVIDE EDUCATION		
C.1.1. Strategy: LICENSEE/CONSUMER EDUCATION		
Output (Volume):		
Number of Calls Received	573,000	573,000
D. Goal: LICENSING APPRAISERS		
Outcome (Results/Impact):		
Percent of Licensed or Certified Appraisers with No Recent Violations	99%	99%
Percent of Licensees Who Renew Online	55%	55%
Percent of Documented Complaints Resolved Within Six Months	60%	60%
D.1.1. Strategy: TALCB LICENSING		
Output (Volume):		
Number of New Licenses and Certifications Issued to Individuals	500	500
Number of Licenses and Certifications Renewed (Individuals)	2,200	2,200
D.2.1. Strategy: TALCB ENFORCEMENT		
Output (Volume):		
Number of Complaints Resolved	225	225
Efficiencies:		
Average Time for Complaint Resolution (Days)	220	220

2. **Capital Budget.** None of the funds appropriated above may be expended for capital budget items except as listed below. The amounts shown below shall be expended only for the purposes shown and are not available for expenditure for other purposes. Amounts

REAL ESTATE COMMISSION
(Continued)

appropriated above and identified in this provision as appropriations either for "Lease Payments to the Master Lease Purchase Program" or for items with an "(MLPP)" notation shall be expended only for the purpose of making lease-purchase payments to the Texas Public Finance Authority pursuant to the provisions of Government Code § 1232.103. Upon approval from the Legislative Budget Board, capital budgeted funds listed below under "Acquisition of Information Resource Technologies" may be used to lease information resources hardware and/or software versus the purchase of information resources hardware and/or software, if determined by commission management to be in the best interest of the State of Texas.

	<u>2008</u>	<u>2009</u>
a. Acquisition of Information Resource Technologies		
(1) Lease Payments for (MLPP) for Enterprise Server Acquisition	\$ 54,000	\$ 54,000
(2) Upgrade Obsolete Telephone System	14,700	14,700
(3) Core Application Conversion	0	275,000
(4) Image System Implementation	108,000	88,000
(5) TALCB Licensee automation	90,000	60,000
 Total, Acquisition of Information Resource Technologies	 \$ 266,700	 \$ 491,700
 Total, Capital Budget	 \$ 266,700	 \$ 491,700

Method of Financing (Capital Budget):

General Revenue Fund	\$ 266,700	\$ 491,700
 Total, Method of Financing	 \$ 266,700	 \$ 491,700

3. **Appropriation of Residential Service Company Examination Fees.** In addition to the funds appropriated above (\$5,500 each year of the biennium), all monies collected pursuant to § 1303.052 (c), Occupations Code, are hereby appropriated to the Texas Real Estate Commission for the purposes of conducting examinations and related activities included within Strategy B.1.1, TREC Investigation.
4. **Reporting Requirement.** In its annual report, the Real Estate Commission shall provide a schedule showing a breakdown of the number of broker and salesman license renewals and the amount of funds transferred to the Real Estate Research Center.
5. **Appropriation of Receipts: National Registry Fees.** Fee revenue deposited to the Appraiser Registry Account No. 028, in the General Revenue Fund pursuant to § 1103.156, Occupations Code, including the estimated amounts appropriated above, \$120,000 in fiscal year 2008 and \$120,000 in fiscal year 2009, is hereby appropriated to the Texas Appraiser Licensing and Certification Board, as an independent subdivision of the Texas Real Estate Commission. The appropriation made herein shall be expended only for the purpose specified in § 1103.156, Occupations Code, relating to revenue transmitted to the federal Appraisal Subcommittee.
6. **Real Estate Recovery Fund and Inspection Recovery Fund.** The amounts appropriated above include an estimated total of \$4,000 per year from the Real Estate Recovery Trust Fund and the Real Estate Inspection Trust Fund to recover travel and related expenses incurred for collection of court judgments affecting the funds.
7. **Sunset Contingency.** Funds appropriated above for fiscal year 2009 for the Real Estate Commission are made contingent on the continuation of the Real Estate Commission by the Eightieth Legislature. In the event that the agency is not continued, the funds appropriated for fiscal year 2008 or as much thereof may be necessary to be used to provide for the phase out of the agency operations.
8. **Reimbursement of Advisory Committee Members.** Pursuant to Government Code § 2110.004, reimbursement of expenses for advisory committee members, out of amounts appropriated above, is limited to the following advisory committees: Texas Real Estate Broker-Lawyer Committee and the Texas Real Estate Inspector Committee.

RESIDENTIAL CONSTRUCTION COMMISSION

	For the Years Ending	
	August 31, 2008	August 31, 2009
Method of Financing:		
General Revenue Fund	\$ 10,515,843	\$ 10,144,844
Appropriated Receipts. Estimated	<u>50,500</u>	<u>50,500</u>
Total, Method of Financing	<u>\$ 10,566,343</u>	<u>\$ 10,195,344</u>
Other Direct and Indirect Costs Appropriated Elsewhere in this Act	\$ 765,792	\$ 771,709
This bill pattern represents an estimated 100% of this agency's estimated total available funds for the biennium.		
Number of Full-Time-Equivalents (FTE):¹	80.0	80.0
Schedule of Exempt Positions:		
Executive Director, Group 3	\$98,000	\$98,000
Items of Appropriation:		
A. Goal: REGISTRATION		
Ensure Effective Supervision of Residential Construction/Remodeling.		
A.1.1. Strategy: REGISTRATION PROGRAM	\$ 2,238,645	\$ 2,152,481
Implement and Monitor the Registration Program.		
A.1.2. Strategy: TEXASONLINE	<u>\$ 315,000</u>	<u>\$ 315,000</u>
TexasOnline. Estimated and Nontransferable.		
Total, Goal A: REGISTRATION	<u>\$ 2,553,645</u>	<u>\$ 2,467,481</u>
B. Goal: COMPLAINT RESOLUTION & COMPLIANCE		
Complaint Resolution and Compliance.		
B.1.1. Strategy: COMPLAINT RESOLUTION	\$ 3,353,461	\$ 3,238,573
Implement and Monitor the SIRP Process.		
B.1.2. Strategy: PERFORMANCE STANDARDS & WARRANTIES	\$ 2,136,609	\$ 2,047,220
Develop Performance Standards and Warranties for Review.		
B.1.3. Strategy: THIRD-PARTY INSPECTIONS	\$ 100,000	\$ 100,000
		<u>& UB</u>
Third-party Inspections. Estimated and Nontransferable.		
Total, Goal B: COMPLAINT RESOLUTION & COMPLIANCE	<u>\$ 5,590,070</u>	<u>\$ 5,385,793</u>
C. Goal: INDUSTRY & CONSUMER EDUCATION		
Provide Information for Industry & Consumers.		
C.1.1. Strategy: EDUCATION	\$ 860,364	\$ 838,564
Implement an Education Program for Industry and Consumers.		
D. Goal: INDIRECT ADMINISTRATION		
Indirect Administration and Support.		
D.1.1. Strategy: INDIRECT ADMINISTRATION	\$ 1,562,264	\$ 1,503,506
Indirect Administration and Support.		
Grand Total, RESIDENTIAL CONSTRUCTION COMMISSION	<u>\$ 10,566,343</u>	<u>\$ 10,195,344</u>
Object-of-Expense Informational Listing:		
Salaries and Wages	\$ 3,753,224	\$ 3,753,224
Other Personnel Costs	124,140	124,140
Professional Fees and Services	1,242,020	1,242,020
Consumable Supplies	40,550	40,550
Utilities	60	60

¹ Incorporates Article IX, § 19.03, of this Act, due to the enactment of HB 1038, 80th Legislature, Regular Session, relating to the operation of the Residential Construction Commission and providing penalties, resulting in an increase in General Revenue Funds of \$6,979,501 in FY 2008 and \$6,608,501 in FY 2009 and 43.0 FTEs in each fiscal year of the biennium.

RESIDENTIAL CONSTRUCTION COMMISSION
(Continued)

Travel	129,503	129,504
Rent - Building	65,429	65,429
Rent - Machine and Other	196,884	196,884
Other Operating Expense	4,990,533	4,619,533
Capital Expenditures	24,000	24,000

Total, Object-of-Expense Informational Listing	\$ 10,566,343	\$ 10,195,344
---	----------------------	----------------------

Estimated Allocations for Employee Benefits and Debt Service Appropriations Made Elsewhere in this Act:

Employee Benefits

<u>Employee Benefits</u>			
Retirement	\$	210,272	\$ 213,426
Group Insurance		339,177	342,569
Social Security		258,395	262,271
Benefits Replacement		7,634	7,252

Subtotal, Employee Benefits	\$ 815,478	\$ 825,518
-----------------------------	------------	------------

Debt Service

Lease Payments	\$	3,400	\$	3,836
----------------	----	-------	----	-------

Total, Estimated Allocations for Employee Benefits and Debt Service Appropriations Made Elsewhere in this Act	\$	818,878	\$	829,354
--	-----------	----------------	-----------	----------------

- 1. Performance Measure Targets.** The following is a listing of the key performance target levels for the Residential Construction Commission. It is the intent of the Legislature that appropriations made by this Act be utilized in the most efficient and effective manner possible to achieve the intended mission of the Residential Construction Commission. In order to achieve the objectives and service standards established by this Act, the Residential Construction Commission shall make every effort to attain the following designated key performance target levels associated with each item of appropriation.

	2008	2009
A. Goal: REGISTRATION		
Outcome (Results/Impact):		
Percent of Registrants Who Renew Online	43%	44%
Percent of Home Registrations Completed Online	70%	72.5%
A.1.1. Strategy: REGISTRATION PROGRAM		
Output (Volume):		
Number of Home Registrations Issued	150,000	150,000
Number of New Builder/Remodeler Registrations Issued	1,200	1,200
Number of Registrations Renewed	10,000	10,000
Efficiencies:		
Average Cost Per Registration Issued	3.5	3.5
B. Goal: COMPLAINT RESOLUTION & COMPLIANCE		
B.1.1. Strategy: COMPLAINT RESOLUTION		
Output (Volume):		
Total Number of SIRP Actions Closed	250	260
Efficiencies:		
Average Days to Complete the SIRP	100	100
Explanatory:		
Total Number of Complaints Received	1,410	1,410
Number of Non-jurisdictional Complaints	1,100	1,100
Number of SIRP Requests Received	310	310
C. Goal: INDUSTRY & CONSUMER EDUCATION		
C.1.1. Strategy: EDUCATION		
Output (Volume):		
Total Number of Texans Reached in Person	65,000	65,000

- 2. Capital Budget.** None of the funds appropriated above may be expended for capital budget items except as listed below. The amounts shown below shall be expended only for the purposes shown and are not available for expenditure for other purposes. Amounts appropriated above and identified in this provision as appropriations either for "Lease Payments to the Master Lease Purchase Program" or for items with an "(MLPP)" notation shall be expended only for the purpose of making lease-purchase payments to the Texas Public Finance Authority pursuant to the provisions of Government Code § 1232.103. Upon approval from the Legislative Budget Board, capital budgeted funds listed below under "Acquisition of Information Resource Technologies" may be used to lease information

RESIDENTIAL CONSTRUCTION COMMISSION
(Continued)

resources hardware and/or software versus the purchase of information resources hardware and/or software, if determined by agency management to be in the best interest of the State of Texas.

	2008	2009
a. Acquisition of Information Resource Technologies		
(1) Purchase of Information Resource Technologies - Scheduled Replacement of Items	\$ 24,000	\$ 24,000
Total, Capital Budget	<u>\$ 24,000</u>	<u>\$ 24,000</u>
Method of Financing (Capital Budget):		
General Revenue Fund	<u>\$ 24,000</u>	<u>\$ 24,000</u>
Total, Method of Financing	<u>\$ 24,000</u>	<u>\$ 24,000</u>
3. Home Registration Fees. Home registration fees may not be set below the levels in place as of May 1, 2005.		
4. Builder Registration Fees. The builder registration and renewal fees collected by the Residential Construction Commission shall be set at the statutory maximums.		
5. Builder/Remodeler Registration Applications. It is the intent of the Legislature that the Residential Construction Commission thoroughly investigate each builder or remodeler registration application in its efforts to be satisfied with the person's honesty, trustworthiness and integrity pursuant to Property Code § 416.005(2).		

DEPARTMENT OF SAVINGS AND MORTGAGE LENDING

	For the Years Ending August 31, 2008	August 31, 2009
Method of Financing:		
General Revenue Fund	<u>\$ 6,599,269</u>	<u>\$ 6,771,866</u>
Total, Method of Financing	<u>\$ 6,599,269</u>	<u>\$ 6,771,866</u>
Other Direct and Indirect Costs Appropriated Elsewhere in this Act	\$ 790,522	\$ 785,111
This bill pattern represents an estimated 100% of this agency's estimated total available funds for the biennium.		
Number of Full-Time-Equivalents (FTE): ¹	108.0	111.0
Schedule of Exempt Positions:		
Commissioner, Group 4	\$100,000	\$100,000
Items of Appropriation:		
A. Goal: THRIFT SAFETY AND SOUNDNESS		
Aggressively Enforce Thrift Safety and Soundness Standards.		
A.1.1. Strategy: THRIFT EXAMINATION AND SUPERVISION	\$ 1,084,571	\$ 1,086,846
Perform Examinations and Coordinate with Federal Regulators.		

¹ Incorporates Article IX, § 19.19, of this Act, due to the enactment of HB 2783, 80th Legislature, Regular Session, relating to the regulation of certain persons involved in mortgage lending, resulting in an increase in General Revenue Funds of \$353,153 and 9.0 FTEs in FY 2008 and \$299,153 and 9.0 FTEs in FY 2009.

DEPARTMENT OF SAVINGS AND MORTGAGE LENDING
(Continued)

A.2.1. Strategy: APPLICATION PROCESSING Process, Investigate and Evaluate Applications.	\$ 51,909	\$ 52,061
Total, Goal A: THRIFT SAFETY AND SOUNDNESS	\$ 1,136,480	\$ 1,138,907
B. Goal: MORTGAGE REGULATION Regulate Mortgage Bankers, Brokers, and Loan Officers.		
B.1.1. Strategy: MORTGAGE BROKER LICENSING ² Process License Applications, Establish Continuing Education Standards.	\$ 918,481	\$ 870,258
B.1.2. Strategy: MORTGAGE BROKER EXAMINATION	\$ 1,335,563	\$ 1,332,199
B.1.3. Strategy: MORTGAGE BANKER REGISTRATION	\$ 154,546	\$ 155,162
B.1.4. Strategy: TEXASONLINE TexasOnline. Estimated and Nontransferable.	\$ 67,867	\$ 67,868
Total, Goal B: MORTGAGE REGULATION	\$ 2,476,457	\$ 2,425,487
C. Goal: CONSUMER RESPONSIVENESS To Ensure Responsiveness to Inquiries, Requests and Complaints.		
C.1.1. Strategy: COMPLAINT AND INQUIRY PROCESS Provide a Forum for Registering Complaints, and Respond to Requests.	\$ 457,787	\$ 457,376
D. Goal: INDIRECT ADMINISTRATION		
D.1.1. Strategy: INDIRECT ADMINISTRATION	\$ 338,945	\$ 333,896
E. Goal: REGULATORY RESPONSE		
E.1.1. Strategy: CONTINGENCY THRIFT REG RESPONSE Contingency Appropriation. Nontransferable.	\$ 512,500	\$ 739,100
E.1.2. Strategy: CONTINGENCY BROKER REG RESPONSE Contingency Appropriation. Nontransferable.	\$ 1,677,100	\$ 1,677,100
Total, Goal E: REGULATORY RESPONSE	\$ 2,189,600	\$ 2,416,200
Grand Total, DEPARTMENT OF SAVINGS AND MORTGAGE LENDING	<u>\$ 6,599,269</u>	<u>\$ 6,771,866</u>
Object-of-Expense Informational Listing:		
Salaries and Wages	\$ 4,601,320	\$ 4,778,068
Other Personnel Costs	40,000	40,000
Professional Fees and Services	305,700	305,700
Consumable Supplies	69,990	69,990
Utilities	11,220	11,220
Travel	525,050	547,710
Rent - Building	40,500	40,500
Other Operating Expense	1,005,489	978,678
Total, Object-of-Expense Informational Listing	<u>\$ 6,599,269</u>	<u>\$ 6,771,866</u>
Estimated Allocations for Employee Benefits and Debt Service Appropriations Made Elsewhere in this Act:		
<u>Employee Benefits</u>		
Retirement	\$ 153,524	\$ 155,827
Group Insurance	374,323	382,262
Social Security	181,316	184,036
Benefits Replacement	<u>6,487</u>	<u>6,163</u>
Subtotal, Employee Benefits	<u>\$ 715,650</u>	<u>\$ 728,288</u>
<u>Debt Service</u>		
Lease Payments	<u>\$ 262</u>	<u>\$ 294</u>
Total, Estimated Allocations for Employee Benefits and Debt Service Appropriations Made Elsewhere in this Act	<u>\$ 715,912</u>	<u>\$ 728,582</u>

² Incorporates Article IX, § 19.19, of this Act, due to the enactment of HB 2783, 80th Legislature, Regular Session, relating to the regulation of certain persons involved in mortgage lending, resulting in an increase in General Revenue Funds of \$353,153 and 9.0 FTEs in FY 2008 and \$299,153 and 9.0 FTEs in FY 2009.

DEPARTMENT OF SAVINGS AND MORTGAGE LENDING
(Continued)

1. **Performance Measure Targets.** The following is a listing of the key performance target levels for the Department of Savings and Mortgage Lending. It is the intent of the Legislature that appropriations made by this Act be utilized in the most efficient and effective manner possible to achieve the intended mission of the Department of Savings and Mortgage Lending. In order to achieve the objectives and service standards established by this Act, the Department of Savings and Mortgage Lending shall make every effort to attain the following designated key performance target levels associated with each item of appropriation.

	2008	2009
A. Goal: THRIFT SAFETY AND SOUNDNESS		
Outcome (Results/Impact):		
Percent of State-chartered Savings Institutions Receiving Examinations as Required by Priority Schedule	100%	100%
Percent of Safe and Sound Institutions to Total Savings Institutions	95%	97%
Percentage of Applications Receiving Final Action within Statutory Time Frames	100%	97%
A.1.1. Strategy: THRIFT EXAMINATION AND SUPERVISION		
Output (Volume):		
Number of Examinations Performed	20	20
Explanatory:		
Number of State-chartered Savings and Loans and Savings Banks	25	26
Dollar Amount of Assets under Regulation (in Billions)	11	11
A.2.1. Strategy: APPLICATION PROCESSING		
Output (Volume):		
Number of Applications Processed	20	20
B. Goal: MORTGAGE REGULATION		
Outcome (Results/Impact):		
Percent of Licensees Who Renew Online	70%	70%
Percent of New Individual Licenses Issued Online	0%	0%
B.1.1. Strategy: MORTGAGE BROKER LICENSING		
Output (Volume):		
Number of New Licenses Issued to Individuals	5,000	5,000
B.1.2. Strategy: MORTGAGE BROKER EXAMINATION		
Output (Volume):		
Licensees Inspected	4,000	4,000
C. Goal: CONSUMER RESPONSIVENESS		
Outcome (Results/Impact):		
Percentage of Complaints, Requests and Inquiries Answered within Ten Business Days	85%	85%
C.1.1. Strategy: COMPLAINT AND INQUIRY PROCESS		
Output (Volume):		
Number of Consumer Complaints Completed	1,000	1,000

2. **Appropriation of Receipts.** Funds received by the Department of Savings and Mortgage Lending pursuant to supervision and conservatorship proceedings authorized by Section 13.007, Texas Finance Code, (estimated to be \$0) are hereby appropriated to the department in Strategy A.1.1, Thrift Examination and Supervision, to pay costs incidental to such proceedings, including the salary and per diem expenses of the appointed supervisory agent.
3. **Federal Per Diem Authorized.** Financial Institutions Examiners employed by the Department of Savings and Mortgage Lending, shall be authorized reimbursement for travel expenses from amounts appropriated above, at a rate of per diem equal to that of the participating federal regulatory agency when (1) traveling on official state business related to the examining function of the Department of Savings and Mortgage Lending and (2) participating in either a joint or concurrent examination with the Office of Thrift Supervision, the Federal Deposit Insurance Corporation, the Federal Reserve, or their successors.
4. **Contingency Appropriation: Thrift Regulatory Response.**
- a. Amounts appropriated above to the Department of Savings and Mortgage Lending not to exceed \$512,500 in fiscal year 2008 and \$739,100 in fiscal year year 2009 in General Revenue in Strategy E.1.1, Contingency Thrift Regulatory Response, and 7.0 Full-Time-Equivalents (FTE) positions in fiscal year 2008 and 10.0 FTEs in fiscal year 2009 included above in the "Number of Full-Time-Equivalents (FTE)" are contingent upon a finding of fact by the Finance Commission that:

DEPARTMENT OF SAVINGS AND MORTGAGE LENDING
(Continued)

- (1) the size of the state-chartered thrift industry under the jurisdiction of the Department of Savings and Mortgage Lending, determined either as a function of assets or number of institutions, has grown to a point where additional appropriations are deemed necessary to maintain adequate regulation of the industry; or
 - (2) increased incidents of regulatory and supervisory concern regarding the safe and sound operations of thrift institutions under the department's jurisdiction have occurred to the extent that additional appropriations are deemed necessary to maintain adequate regulation of the industry; or
 - (3) a reduction of federal regulatory resources applied to the Texas state-chartered thrift industry by the Office of Thrift Supervision, the Federal Deposit Insurance Corporation, Federal Reserve Board, or their successors, has occurred to the extent that additional appropriations are deemed necessary to maintain adequate regulation of the industry; then
- b. None of the funds appropriated in Strategy E.1.1, Contingency Thrift Regulatory Response, above may be expended and none of the 7.0 Full-Time-Equivalents (FTE) positions in fiscal year 2008 and 10.0 FTEs in fiscal year 2009 included above in the "Number of Full-Time-Equivalents (FTE)" may be used by the Department of Savings and Mortgage Lending unless:
- (1) the Finance Commission files a written copy of the finding of fact, referenced in subsection 4(a) above, with the Governor and the Legislative Budget Board; and
 - (2) neither the Governor nor the Legislative Budget Board issues a written disapproval not later than:
 - (a) the 10th day after the date the staff of the Legislative Budget Board concludes its reviews of findings of fact and forwards those findings of fact along with the conclusions or comments of the Legislative Budget Board staff to the Chair of the House Appropriations Committee, Chair of the Senate Finance Committee, Speaker of the House, and Lieutenant Governor; and
 - (b) within 10 business days of the receipt of the finding of fact by the Governor.
 - (3) The appropriations above in Strategy E.1.1, Contingency Thrift Regulatory Response, and 7.0 Full-Time-Equivalents (FTE) positions in fiscal year 2008 and 10.0 FTEs in fiscal year 2009 include above in the "Number of Full-Time-Equivalents (FTE)" are also contingent upon the department generating sufficient additional fee revenues to cover these contingency appropriations and related employee benefits and providing such information as may be deemed necessary by the Comptroller of Public Accounts to issue a finding of fact that the increased revenues will be available to fund the increased appropriations. These increased revenues must exceed \$980,000 for fiscal year 2008 and \$980,000 for fiscal year 2009 (Object Code 3172) contained in the Comptroller of Public Accounts' Biennial Revenue Estimate.
- c. Funds appropriated above in Strategy E.1.1, Contingency Thrift Regulatory Response, and 7.0 Full-Time-Equivalents (FTE) positions in fiscal year 2008 and 10.0 FTEs in fiscal year 2009 include above in the "Number of Full-Time-Equivalents (FTE)" may only be used to address issues included in the finding of fact submitted to the Governor and the Legislative Budget Board pursuant to subsection 4(b) above, and apply only to the 2008-09 biennium unless otherwise appropriated. It is the intent of the Legislature that these funds not be included in base level funding requests for the 2010-11 biennium.

5. Contingency Appropriation: Mortgage Broker Regulatory Response.

- a. Amounts appropriated above to the Department of Savings and Mortgage Lending not to exceed \$1,677,100 in each fiscal year in General Revenue in Strategy E.1.2, Contingency Broker Regulatory Response, and 29.0 Full-Time-Equivalents (FTE) positions in each fiscal year included above in the "Number of Full-Time-Equivalents

DEPARTMENT OF SAVINGS AND MORTGAGE LENDING
(Continued)

(FTE)" are contingent upon a finding of fact by the Finance Commission that either:

- (1) the size of the mortgage broker industry under the jurisdiction of the Department of Savings and Mortgage Lending, determined as a function of the number of licensees, has grown to a point where additional appropriations are deemed necessary to maintain adequate regulation of the industry; or
 - (2) increased incidents of regulatory and supervisory concern regarding compliance with applicable statutes and regulations by mortgage broker licensees under the department's jurisdiction have occurred to the extent that additional appropriations are deemed necessary to maintain adequate regulation of the industry.
- b. None of the funds appropriated in Strategy E.1.2, Contingency Broker Regulatory Response, above may be expended and none of the 29.0 Full-Time-Equivalents (FTE) positions in each fiscal year included above in the "Number of Full-Time-Equivalents (FTE)" may be used by the Department of Savings and Mortgage Lending unless:
- (1) the Finance Commission files a written copy of the finding of fact, referenced in subsection 5(a) above, with the Governor and the Legislative Budget Board; and
 - (2) neither the Governor nor the Legislative Budget Board issues a written disapproval not later than:
 - (a) the 10th day after the date the staff of the Legislative Budget Board concludes its review of the findings of fact and forwards those findings of fact along with the conclusion or comments of the Legislative Budget Board staff to the Chair of the House Appropriations Committee, Chair of the Senate Finance Committee, Speaker of the House, and Lieutenant Governor; and
 - (b) within 10 business days of the receipt of the finding of fact by the Governor.
 - (3) The appropriations in Strategy E.1.2, Contingency Broker Regulatory Response, and 29.0 Full-Time-Equivalents (FTE) positions in each fiscal year include above in the "Number of Full-Time-Equivalents (FTE)" are also contingent upon the department generating sufficient additional fee revenues to cover these contingency appropriations and related employee benefits and providing such information as may be deemed necessary by the Comptroller of Public Accounts to issue a finding of fact that the increased revenues will be available to fund the increased appropriations. These increased revenues must exceed \$3,000,000 for fiscal year 2008 and \$3,000,000 for fiscal year 2009 (Object Code 3175) contained in the Comptroller of Public Accounts' Biennial Revenue Estimate.
- c. Funds appropriated above in Strategy E.1.2, Contingency Broker Regulatory Response, and 29.0 Full-Time-Equivalents (FTE) positions in each fiscal year include above in the "Number of Full-Time-Equivalents (FTE)" may only be used to address issues included in the finding of fact submitted to the Governor and the Legislative Budget Board pursuant to subsection 5(b) above, and apply only to the 2008-09 biennium unless otherwise appropriated. It is the intent of the Legislature that these funds not be included in base level funding requests for the 2010-11 biennium.

6. **Appropriation: Criminal Record Check Receipts.** Funds appropriated above in Strategy B.1.1, Mortgage Broker Licensing, include receipts collected pursuant to Section 156.206, Texas Finance Code. Contingent upon certification by the Department of Savings and Mortgage Lending, and verification by the Comptroller of Public Accounts, all fees collected in excess of \$225,000 each fiscal year of the biennium (estimated to be \$0) are hereby appropriated to the Department of Savings and Mortgage Lending. These funds shall be used for the sole purpose of acquiring criminal record checks from the Department of Public Safety, Federal Bureau of Investigation, or other law enforcement agency.

SECURITIES BOARD

	For the Years Ending	
	August 31, 2008	August 31, 2009
Method of Financing:		
General Revenue Fund	\$ 5,712,676	\$ 5,712,676
Total, Method of Financing	<u>\$ 5,712,676</u>	<u>\$ 5,712,676</u>
Other Direct and Indirect Costs Appropriated Elsewhere in this Act		
	\$ 1,792,487	\$ 1,803,323
This bill pattern represents an estimated 100% of this agency's estimated total available funds for the biennium.		
Number of Full-Time-Equivalents (FTE):	95.0	95.0
Schedule of Exempt Positions:		
Securities Commissioner, Group 5	\$130,000	\$130,000
Items of Appropriation:		
A. Goal: PROTECT INVESTORS		
Protect Investors and Assure Access to Capital for Business.		
A.1.1. Strategy: LAW ENFORCEMENT	\$ 2,402,872	\$ 2,402,872
Investigate Violations, Coordinate Appropriate Action by Authorities.		
A.2.1. Strategy: SECURITIES REGISTRATION	\$ 441,260	\$ 441,260
Review Security Documentation for Conformity.		
A.3.1. Strategy: DEALER REGISTRATION	\$ 528,930	\$ 528,930
Perform Extensive Dealer Registration Review.		
A.4.1. Strategy: INSPECT RECORDS	\$ 1,077,769	\$ 1,077,769
Inspect Dealer & Investment Adviser Records for Regulatory Compliance.		
Total, Goal A: PROTECT INVESTORS	<u>\$ 4,450,831</u>	<u>\$ 4,450,831</u>
B. Goal: INDIRECT ADMINISTRATION		
B.1.1. Strategy: CENTRAL ADMINISTRATION	\$ 1,083,710	\$ 1,083,710
B.1.2. Strategy: INFORMATION TECHNOLOGY	\$ 178,135	\$ 178,135
Total, Goal B: INDIRECT ADMINISTRATION	<u>\$ 1,261,845</u>	<u>\$ 1,261,845</u>
Grand Total, SECURITIES BOARD	<u>\$ 5,712,676</u>	<u>\$ 5,712,676</u>
Object-of-Expense Informational Listing:		
Salaries and Wages	\$ 4,791,165	\$ 4,791,165
Other Personnel Costs	106,920	106,920
Professional Fees and Services	18,383	18,383
Consumable Supplies	36,305	36,305
Utilities	59,670	59,670
Travel	114,815	114,815
Rent - Building	123,704	123,704
Rent - Machine and Other	23,436	23,436
Other Operating Expense	348,503	348,503
Capital Expenditures	<u>89,775</u>	<u>89,775</u>
Total, Object-of-Expense Informational Listing	<u>\$ 5,712,676</u>	<u>\$ 5,712,676</u>
Estimated Allocations for Employee Benefits and Debt Service Appropriations Made Elsewhere in this Act:		
<u>Employee Benefits</u>		
Retirement	\$ 311,161	\$ 315,829
Group Insurance	627,104	641,274
Social Security	366,985	372,490
Benefits Replacement	<u>31,552</u>	<u>29,975</u>
Subtotal, Employee Benefits	<u>\$ 1,336,802</u>	<u>\$ 1,359,568</u>

SECURITIES BOARD
(Continued)

<u>Debt Service</u>		
Lease Payments	\$ 205,037	\$ 206,443
Total, Estimated Allocations for Employee Benefits and Debt Service Appropriations Made Elsewhere in this Act	\$ 1,541,839	\$ 1,566,011

1. **Performance Measure Targets.** The following is a listing of the key performance target levels for the Securities Board. It is the intent of the Legislature that appropriations made by this Act be utilized in the most efficient and effective manner possible to achieve the intended mission of the Securities Board. In order to achieve the objectives and service standards established by this Act, the Securities Board shall make every effort to attain the following designated key performance target levels associated with each item of appropriation.

	<u>2008</u>	<u>2009</u>
A. Goal: PROTECT INVESTORS		
Outcome (Results/Impact):		
Number of Law Enforcement Actions Taken	433	433
Percentage of Enforcement Actions Successful	100%	100%
Percentage of Texas Dealers and Investment Advisers Inspected	20%	20%
Percentage of Inspected Dealers and Investment Advisers Found to Require Corrective Action	80%	80%
A.1.1. Strategy: LAW ENFORCEMENT		
Output (Volume):		
Number of Investigations Opened	370	370
Efficiencies:		
Average Cost of Law Enforcement Actions	5,549	5,549
A.2.1. Strategy: SECURITIES REGISTRATION		
Output (Volume):		
Number of Securities Filings and Submissions Processed	44,000	44,000
Explanatory:		
Revenues Deposited to the State Treasury from Securities Applications	93,500,000	97,000,000
A.3.1. Strategy: DEALER REGISTRATION		
Output (Volume):		
Number of New Applications Processed	46,000	46,000
Explanatory:		
Number of Dealers, Agents, Investment Advisers, and Investment Adviser Representatives Registered	190,000	190,000
A.4.1. Strategy: INSPECT RECORDS		
Output (Volume):		
Number of Inspections Conducted	225	225
Efficiencies:		
Average Cost Per Inspection	4,790	4,790

2. **Capital Budget.** None of the funds appropriated may be expended for capital budget items except as listed below. The amounts shown below shall be expended only for the purposes shown and are not available for expenditure for other purposes. Amounts appropriated above and identified in this provision as appropriations either for "Lease Payments to the Master Lease Purchase Program" or for items with a "(MLPP)" notation shall be expended only for the purpose of making lease-purchase payments to the Texas Public Finance Authority pursuant to the provisions of Government Code § 1232.103. Upon approval from the Legislative Budget Board, capital budgeted funds listed below under "Acquisition of Information Resource Technologies" may be used to lease information resources hardware and/or software, if determined by agency management to be in the best interest of the State of Texas.

	<u>2008</u>	<u>2009</u>
a. Acquisition of Information Resource Technologies		
(1) Purchase of Information Technologies	\$ 89,775	\$ 89,775
Total, Capital Budget	<u>\$ 89,775</u>	<u>\$ 89,775</u>

Method of Financing (Capital Budget):

General Revenue Fund	\$ 89,775	\$ 89,775
Total, Method of Financing	<u>\$ 89,775</u>	<u>\$ 89,775</u>

SECURITIES BOARD
(Continued)

3. **Appropriation of Unexpended Balances Within the Biennium.** The unobligated and unexpended balances of appropriations to the Securities Board for the fiscal year ending August 31, 2008, are hereby appropriated to the Securities Board for the same purposes for the fiscal year beginning September 1, 2008.
4. **Out-of-State Travel Cap Exemption.** Out of the funds appropriated above, expenditures for out-of-state travel by the Securities Board are limited to \$5,300 in fiscal year 2008 and \$5,300 in fiscal year 2009. Travel related to regulatory matters, including examinations, inspections and the training of financial examiners, inspectors, investigators, attorneys and related directors is exempt from this limitation.

BOARD OF TAX PROFESSIONAL EXAMINERS

	For the Years Ending	
	August 31, 2008	August 31, 2009
Method of Financing:		
General Revenue Fund	\$ 190,028	\$ 190,028
Total, Method of Financing	<u>\$ 190,028</u>	<u>\$ 190,028</u>
Other Direct and Indirect Costs Appropriated Elsewhere in this Act		
	\$ 82,777	\$ 82,944
This bill pattern represents an estimated 100% of this agency's estimated total available funds for the biennium.		
Number of Full-Time-Equivalents (FTE):	3.7	3.7
Schedule of Exempt Positions:		
Executive Director, Group 1	\$60,000	\$60,000
Items of Appropriation:		
A. Goal: ESTABLISH AND OVERSEE PROCESS		
Maintain Registration & Certification Process and Enforce Statute.		
A.1.1. Strategy: CERTIFICATION PROGRAM	\$ 167,028	\$ 167,028
Conduct Exams, Register Candidates, Manage CE Program, Distribute Info.		
A.1.2. Strategy: TEXASONLINE	\$ 16,250	\$ 16,250
TexasOnline. Estimated and Nontransferable.		
A.1.3. Strategy: INDIRECT ADMINISTRATION	<u>\$ 6,750</u>	<u>\$ 6,750</u>
Total, Goal A: ESTABLISH AND OVERSEE PROCESS	<u>\$ 190,028</u>	<u>\$ 190,028</u>
Grand Total, BOARD OF TAX PROFESSIONAL EXAMINERS		
	<u>\$ 190,028</u>	<u>\$ 190,028</u>
Object-of-Expense Informational Listing:		
Salaries and Wages	\$ 137,068	\$ 137,068
Professional Fees and Services	16,857	16,857
Consumable Supplies	2,000	2,000
Travel	7,000	7,000
Rent - Building	480	480
Rent - Machine and Other	2,200	2,200
Other Operating Expense	<u>24,423</u>	<u>24,423</u>
Total, Object-of-Expense Informational Listing	<u>\$ 190,028</u>	<u>\$ 190,028</u>
Estimated Allocations for Employee Benefits and Debt Service Appropriations Made Elsewhere in this Act:		
<u>Employee Benefits</u>		
Retirement	\$ 8,490	\$ 8,618
Group Insurance	32,542	33,737
Social Security	10,535	10,693

BOARD OF TAX PROFESSIONAL EXAMINERS
(Continued)

Benefits Replacement	<u>1,231</u>	<u>1,170</u>
Subtotal, Employee Benefits	<u>\$ 52,798</u>	<u>\$ 54,218</u>
Debt Service		
Lease Payments	<u>\$ 13,764</u>	<u>\$ 13,555</u>
Total, Estimated Allocations for Employee Benefits and Debt Service Appropriations Made Elsewhere in this Act	<u>\$ 66,562</u>	<u>\$ 67,773</u>

1. **Performance Measure Targets.** The following is a listing of the key performance target levels for the Board of Tax Professional Examiners. It is the intent of the Legislature that appropriations made by this Act be utilized in the most efficient and effective manner possible to achieve the intended mission of the Board of Tax Professional Examiners. In order to achieve the objectives and service standards established by this Act, the Board of Tax Professional Examiners shall make every effort to attain the following designated key performance target levels associated with each item of appropriation.

	<u>2008</u>	<u>2009</u>
A. Goal: ESTABLISH AND OVERSEE PROCESS		
Outcome (Results/Impact):		
Percent of Licensees with No Recent Violations	99%	99%
Number of Approved Courses Offered	120	120
Percent of Complaints Resulting in Disciplinary Action	20%	20%
A.1.1. Strategy: CERTIFICATION PROGRAM		
Output (Volume):		
Number of Persons Certified/Recertified	450	450
Number of New Licenses Issued to Individuals	400	400
Number of Course, Sponsor and Instructor Applications Processed	20	20
Number of Complaints Resolved	9	9
Efficiencies:		
Average Licensing Cost per Individual License Issued	40	40
Explanatory:		
Total Number of Individuals Licensed	4,000	4,000

2. **Fees Established.** To provide for the recovery of costs for the preceding appropriations, the following fee rates shall be in effect for fiscal years 2008 and 2009, pursuant to provisions of Government Code § 316.041-316.045:

- | | |
|------------------------|--------------------------------------|
| (1) Registration Fee | Not Less Than \$45 or More Than \$75 |
| (2) Annual Renewal Fee | Not Less Than \$45 or More Than \$75 |

3. **Interagency Agreement.** Out of funds appropriated above in Strategy A.1.3, Indirect Administration, the Board of Tax Professional Examiners shall transfer no less than \$6,750 each fiscal year of biennium beginning September 1, 2007, to the Comptroller of Public Accounts through an interagency contract, for administrative support services which shall consist of the same levels of service as were provided to the Board by the Comptroller of Public Accounts during the 2006-07 biennium.

PUBLIC UTILITY COMMISSION OF TEXAS

	For the Years Ending	
	August 31,	August 31,
	<u>2008</u>	<u>2009</u>
Method of Financing:		
General Revenue Fund	<u>\$ 10,430,286</u>	<u>\$ 10,430,286</u>
GR Dedicated - System Benefit Account No. 5100	82,895,592	92,895,592
Appropriated Receipts	<u>475,000</u>	<u>475,000</u>
Total, Method of Financing	<u>\$ 93,800,878</u>	<u>\$ 103,800,878</u>

PUBLIC UTILITY COMMISSION OF TEXAS
(Continued)

This bill pattern represents an estimated 100% of this agency's estimated total available funds for the biennium.

Number of Full-Time-Equivalents (FTE):¹	188.6	188.6
Schedule of Exempt Positions:		
Executive Director, Group 4	\$115,500	\$115,500
Commissioner Chairman, Group 6 ²	150,000	150,000
Commissioners, Group 6 (2) ³	150,000	150,000
Items of Appropriation:		
A. Goal: COMPETITION/CHOICE/RATES/SERVICE		
Ensure Competition, Choice, Just Rates, and Reliable Quality Service.		
A.1.1. Strategy: MARKET COMPETITION^{4, 5}	\$ 4,588,522	\$ 4,588,521
Foster and Monitor Market Competition.		
A.2.1. Strategy: UTILITY REGULATION⁶	\$ 2,927,281	\$ 2,927,281
Conduct Rate Cases for Regulated Telephone and Electric Utilities.		
Total, Goal A: COMPETITION/CHOICE/RATES/SERVICE	<u>\$ 7,515,803</u>	<u>\$ 7,515,802</u>
B. Goal: EDUCATION AND COMPLIANCE		
Educate Customers, Ensure Compliance with Laws, and Assist Customers.		
B.1.1. Strategy: PROVIDE FACTS ABOUT CHANGES⁷	\$ 1,890,070	\$ 1,890,070
Provide Information about Changes in Electric and Telecom Industries.		
B.2.1. Strategy: INVESTIGATIONS AND ENFORCEMENT⁸	\$ 2,029,956	\$ 2,029,956
Conduct Investigations and Initiate Enforcement Actions.		
Total, Goal B: EDUCATION AND COMPLIANCE	<u>\$ 3,920,026</u>	<u>\$ 3,920,026</u>
C. Goal: ELECTRIC UTILITY RESTRUCTURING		
C.1.1. Strategy: ENERGY ASSISTANCE	\$ 80,000,000	\$ 90,000,000
Energy Assistance. Nontransferable.		
C.1.2. Strategy: CONSUMER EDUCATION	\$ 750,000	\$ 750,000
Customer Education. Nontransferable.		
Total, Goal C: ELECTRIC UTILITY RESTRUCTURING	<u>\$ 80,750,000</u>	<u>\$ 90,750,000</u>
D. Goal: INDIRECT ADMINISTRATION		
D.1.1. Strategy: CENTRAL ADMINISTRATION⁹	\$ 791,874	\$ 791,874
D.1.2. Strategy: INFORMATION RESOURCES¹⁰	\$ 536,656	\$ 536,656
D.1.3. Strategy: OTHER SUPPORT SERVICES¹¹	\$ 286,519	\$ 286,520
Total, Goal D: INDIRECT ADMINISTRATION	<u>\$ 1,615,049</u>	<u>\$ 1,615,050</u>
Grand Total, PUBLIC UTILITY COMMISSION OF TEXAS	<u>\$ 93,800,878</u>	<u>\$ 103,800,878</u>
Object-of-Expense Informational Listing:		
Salaries and Wages	\$ 11,155,488	\$ 11,155,724
Other Personnel Costs	515,000	515,000
Professional Fees and Services	779,999	779,999
Consumable Supplies	49,999	49,999
Utilities	25,000	25,000
Travel	45,001	45,001

¹ Incorporates Article IX, § 18.02 (c), of this Act, relating to data center consolidation, which reduces the FTE cap by 1.4 each fiscal year of the biennium.

² Salary amount increased from \$111,800, pursuant to Article IX, § 3.05 (b).

³ Salary amount increased from \$109,200, pursuant to Article IX, § 3.05 (b).

⁴ Incorporates the passage of HB 15, § 30 (a)(10), 80th Legislature, Regular Session, relating to data center services, which appropriated \$519,429 out of General Revenue Funds for the purpose of making payments for data center services.

⁵ Incorporates the passage of HB 15, § 30 (n)(10), 80th Legislature, Regular Session, relating to data center services, which appropriated \$23,000 out of General Revenue Funds for the purpose of making payments for data center consolidation hardware upgrades and physical transfer of equipment.

PUBLIC UTILITY COMMISSION OF TEXAS
(Continued)

Rent - Building	10,000	10,000
Other Operating Expense	422,886	427,479
Client Services	80,000,000	90,000,000
Capital Expenditures	<u>797,505</u>	<u>792,676</u>
Total, Object-of-Expense Informational Listing	<u>\$ 93,800,878</u>	<u>\$ 103,800,878</u>

**Estimated Allocations for Employee Benefits and Debt
Service Appropriations Made Elsewhere in this Act:**

<u>Employee Benefits</u>		
Retirement	\$ 639,026	\$ 648,665
Group Insurance	1,124,442	1,146,202
Social Security	769,111	780,711
Benefits Replacement	<u>58,651</u>	<u>55,718</u>
 Subtotal, Employee Benefits	 <u>\$ 2,591,230</u>	 <u>\$ 2,631,296</u>
<u>Debt Service</u>		
Lease Payments	<u>\$ 31,879</u>	<u>\$ 35,648</u>
 Total, Estimated Allocations for Employee Benefits and Debt Service Appropriations Made Elsewhere in this Act	 <u>\$ 2,623,109</u>	 <u>\$ 2,666,944</u>

1. **Performance Measure Targets.** The following is a listing of the key performance target levels for the Public Utility Commission of Texas. It is the intent of the Legislature that appropriations made by this Act be utilized in the most efficient and effective manner possible to achieve the intended mission of the Public Utility Commission of Texas. In order to achieve the objectives and service standards established by this Act, the Public Utility Commission of Texas shall make every effort to attain the following designated key performance target levels associated with each item of appropriation.

	<u>2008</u>	<u>2009</u>
A. Goal: COMPETITION/CHOICE/RATES/SERVICE		
Outcome (Results/Impact):		
Average Price of Electricity Per kWh in Texas for Residential Customers from Competitive Suppliers as a Percentage of the National Residential Average	113%	113%
Average Annual Residential Electric Bill from Competitive Suppliers as a Percentage of the National Average	150%	149%
Percent of Texas Cities Served by Three or More Certificated Telecommunication Providers	85.2%	85.7%
Average Annual Residential Telephone Bill in Texas as a Percentage of the National Average	72.2%	72.4%
A.1.1. Strategy: MARKET COMPETITION		
Output (Volume):		
Number of Investigations Conducted for Market Power, Market Design, or Anti-competitive Conduct in the Electric Market	10	10
Number of Investigations Conducted for Market Power, Market Design, or Anti-competitive Conduct in the Telephone Market	3	3
Number of Cases Completed Related to Competition Among Providers	500	500
Efficiencies:		
Average Number of Days to Process an Application for a Certificate of Authority and Service Provider Certificate of Authority	60	60
A.2.1. Strategy: UTILITY REGULATION		
Output (Volume):		
Number of Rate Cases Completed for Regulated Electric Utilities	20	20
Number of Rate Cases Completed for Regulated Telecommunications Providers	6	6
Efficiencies:		
Average Number of Days to Process a Major Rate Case for a Transmission and Distribution Utility	220	220
B. Goal: EDUCATION AND COMPLIANCE		
Outcome (Results/Impact):		
Percentage of Customer Complaints Resolved through Informal Complaint Resolution Process	99%	99%

PUBLIC UTILITY COMMISSION OF TEXAS
(Continued)

B.1.1. Strategy: PROVIDE FACTS ABOUT CHANGES

Output (Volume):

Number of Information Requests to Which Responses Were Provided	100,000	115,000
--	---------	---------

Efficiencies:

Average Cost Per Customer Information Product Distributed	.25	.25
--	-----	-----

Explanatory:

Number of Calls Completed through Relay Texas	3,100,000	3,200,000
---	-----------	-----------

B.2.1. Strategy: INVESTIGATIONS AND ENFORCEMENT

Output (Volume):

Number of Utilities for Which a Detailed Review of Earnings Is Conducted	5	5
Number of Enforcement Investigations Conducted	150	150
Number of Customer Complaints Concluded	15,000	15,000

Efficiencies:

Average Cost Per Enforcement Investigation Conducted	500	500
Average Number of Days to Conclude Customer Complaints	30	30

C. Goal: ELECTRIC UTILITY RESTRUCTURING

Outcome (Results/Impact):

Percent of Eligible Low-income Customers Provided a Discount for Electric Service	99%	99%
--	-----	-----

2. **Capital Budget.** None of the funds appropriated above may be expended for capital budget items except as listed below. The amounts shown below shall be expended only for the purposes shown and are not available for expenditure for other purposes. Amounts appropriated above and identified in this provision as appropriations either for "Lease Payments to the Master Lease Purchase Program" or for items with a "(MLPP)" notation shall be expended only for the purpose of making lease-purchase payments to the Texas Public Finance Authority pursuant to the provisions of Government Code § 1232.103. Upon approval from the Legislative Budget Board, capital budget funds listed below under "Acquisition of Information Resource Technologies" may be used to lease information resources hardware and/or software versus the purchase of information resources hardware and/or software, if determined by commission management to be in the best interest of the State of Texas.

	2008	2009
a. Acquisition of Information Resource Technologies		
(1) Digital Copiers Lease	\$ 220,000	\$ 220,000
(2) Microsoft Open License Software Lease & Desktop Computer Lease	205,000	205,000
(3) Data Center Consolidation ⁶	<u>\$ 372,505</u>	<u>\$ 367,676</u>
Total, Acquisition of Information Resource Technologies	<u>\$ 797,505</u>	<u>\$ 792,676</u>
Total, Capital Budget	<u><u>\$ 797,505</u></u>	<u><u>\$ 792,676</u></u>

Method of Financing (Capital Budget):

General Revenue Fund	<u>\$ 797,505</u>	<u>\$ 792,676</u>
Total, Method of Financing	<u><u>\$ 797,505</u></u>	<u><u>\$ 792,676</u></u>

3. **Appropriation of Receipts: Electronic Information System.** Out of Appropriated Receipts appropriated above, \$30,000 each year from fee revenue derived from implementation of an electronic information system for public access to records on file with the agency may be used only for operating lease payments and for service agreements limited to PUC interchange support.
4. **Transfer Authority.** The Public Utility Commission has no authority to transfer an appropriation to or from any item under Goal C: Electric Utility Restructuring, and may not expend amounts above those appropriated above in each strategy of Goal C: Electric Utility Restructuring.

⁶ Incorporates Article IX, § 18.02 (e), of this act, relating to data center consolidation, which requires data center services expenditures to be categorized as a capital budget item.

PUBLIC UTILITY COMMISSION OF TEXAS
(Continued)

5. **System Benefit Account Reporting.** The Public Utility Commission shall submit a quarterly report to the Legislative Budget Board and the Governor on revenues and expenditures made from the GR Dedicated - System Benefit Account No. 5100. The report shall be submitted with documentation as specified by the Legislative Budget Board and the Governor.
6. **Appropriation of Unexpended Balances: 2008 Appropriations.** The unobligated and unexpended balances of appropriations to the Public Utility Commission for the fiscal year ending August 31, 2008, are hereby appropriated to the commission for the same purposes for the fiscal year ending August 31, 2009.
7. **Contingent Revenue.** Of the amounts appropriated above to the Public Utility Commission from the GR Dedicated - System Benefit Account No. 5100, the estimated amounts of \$82,895,592 in fiscal year 2008 and \$92,895,592 in fiscal year 2009 are contingent on the Public Utility Commission assessing a rate sufficient to generate the estimated needs of the GR Dedicated - System Benefit Account No. 5100. The Public Utility Commission, upon completion of necessary actions for the assessment, shall furnish copies of the Public Utility Commission's order and other information supporting the estimated revenues to be generated for the 2008-09 biennium to the Comptroller of Public Accounts. If the comptroller finds the information sufficient to support the projection of revenues, a finding of fact to that effect shall be issued and the contingent appropriation shall be made available for the intended purposes.
8. **Allocation of System Benefit Account.** The GR Dedicated - System Benefit Account No. 5100, calculated at the maximum statutory assessment rate estimated to be \$146,897,000 in fiscal year 2008 and \$150,336,000 in fiscal year 2009, has been allocated throughout this Act as follows: The estimated balance as of August 31, 2007 is \$408,699,000, interest income is estimated to be \$32,178,000 for the biennium. The total account balance available for appropriation for 2008-09 is estimated to be \$738,110,000.

	<u>2008</u>	<u>2009</u>
Public Utility Commission:		
Electric Market Oversight Contracts		
Wholesale Market	\$700,000	\$700,000
Retail Market	\$500,000	\$500,000
Low Income Discount	\$80,000,000	\$90,000,000
Customer Education	\$750,000	\$750,000
Administration	<u>\$945,592</u>	<u>\$945,592</u>
Total	\$82,895,592	\$92,895,592

9. **Low Income Discount.** All amounts appropriated above in Strategy C.1.1, Energy Assistance, shall only be expended to provide a discount of up to 20 percent during the months of May through September in each fiscal year.

OFFICE OF PUBLIC UTILITY COUNSEL

	For the Years Ending	
	August 31, <u>2008</u>	August 31, <u>2009</u>
Method of Financing:		
General Revenue Fund	\$ <u>1,717,981</u>	\$ <u>1,717,981</u>
Total, Method of Financing	<u>\$ <u>1,717,981</u></u>	<u>\$ <u>1,717,981</u></u>

This bill pattern represents an estimated 100% of this agency's estimated total available funds for the biennium.

OFFICE OF PUBLIC UTILITY COUNSEL
(Continued)

Number of Full-Time-Equivalents (FTE):	23.0	23.0
Schedule of Exempt Positions:		
Public Counsel, Group 4 ¹	\$115,000	\$115,000
Items of Appropriation:		
A. Goal: EQUITABLE ELECTRIC RATES		
Equitable Electric Rates for Residential and Small Business Consumers.		
A.1.1. Strategy: PARTICIPATION IN PROCEEDINGS	\$ 1,235,814	\$ 1,235,814
Participate in Major Electric Rate Cases, Rules and Other Proceedings.		
B. Goal: TELEPHONE COMPETITION		
Provide Benefits and Protect Telephone Consumers in Competitive Market.		
B.1.1. Strategy: TELECOMMUNICATIONS PROCEEDINGS	\$ 482,167	\$ 482,167
Participate in Telecom Proceedings Involving Competitive Issues.		
Grand Total, OFFICE OF PUBLIC UTILITY COUNSEL	\$ 1,717,981	\$ 1,717,981
Object-of-Expense Informational Listing:		
Salaries and Wages	\$ 1,247,720	\$ 1,247,720
Other Personnel Costs	30,240	30,240
Professional Fees and Services	320,952	320,952
Consumable Supplies	12,500	12,500
Utilities	401	401
Travel	3,840	3,840
Rent - Building	2,786	2,786
Rent - Machine and Other	31,521	31,521
Other Operating Expense	68,021	68,021
Total, Object-of-Expense Informational Listing	\$ 1,717,981	\$ 1,717,981
Estimated Allocations for Employee Benefits and Debt Service Appropriations Made Elsewhere in this Act:		
Employee Benefits		
Retirement	\$ 76,378	\$ 77,524
Group Insurance	125,203	127,464
Social Security	99,743	101,239
Benefits Replacement	7,723	7,336
Subtotal, Employee Benefits	\$ 309,047	\$ 313,563
Debt Service		
Lease Payments	\$ 4,638	\$ 5,186
Total, Estimated Allocations for Employee Benefits and Debt Service Appropriations Made Elsewhere in this Act	\$ 313,685	\$ 318,749

1. **Performance Measure Targets.** The following is a listing of the key performance target levels for the Office of Public Utility Counsel. It is the intent of the Legislature that appropriations made by this Act be utilized in the most efficient and effective manner possible to achieve the intended mission of the Office of Public Utility Counsel. In order to achieve the objectives and service standards established by this Act, the Office of Public Utility Counsel shall make every effort to attain the following designated key performance target levels associated with each item of appropriation.

	2008	2009
A. Goal: EQUITABLE ELECTRIC RATES		
Outcome (Results/Impact):		
Percentage of OPUC Electric Proceedings That Are Competition Related	55%	55%
A.1.1. Strategy: PARTICIPATION IN PROCEEDINGS		
Output (Volume):		
Number of Electric Cases in Which OPUC Participates	45	45

¹ Salary amount increased from \$99,000, pursuant to Article IX, § 3.05 (b).

OFFICE OF PUBLIC UTILITY COUNSEL
(Continued)

Number of Electric Projects in Which OPUC Participates	15	15
Efficiencies:		
Average Cost Per Electric Proceeding in Which OPUC Participates	11,400	11,400
B. Goal: TELEPHONE COMPETITION		
Outcome (Results/Impact):		
Percent of OPUC Telecommunications Proceedings That Are Competition Related	65%	65%
B.1.1. Strategy: TELECOMMUNICATIONS PROCEEDINGS		
Output (Volume):		
Number of Telecommunications Cases in Which OPUC Participates	6	6
Number of Telecommunications Projects in Which OPUC Participates	21	21
Efficiencies:		
Average Cost Per Telecommunications Proceeding in Which OPUC Participates	3,300	3,300
2. Unexpended Balance Authority. The unobligated and unexpended balances of appropriations to the Office of Public Utility Counsel for the fiscal year ending August 31, 2008, are hereby appropriated to the agency for the same purposes for the fiscal year ending August 31, 2009.		

BOARD OF VETERINARY MEDICAL EXAMINERS

	For the Years Ending	
	August 31, 2008	August 31, 2009
Method of Financing:		
General Revenue Fund	\$ 860,529	\$ 814,567
Appropriated Receipts	<u>500</u>	<u>500</u>
Total, Method of Financing	<u>\$ 861,029</u>	<u>\$ 815,067</u>
Other Direct and Indirect Costs Appropriated Elsewhere in this Act	\$ 217,758	\$ 218,466
This bill pattern represents an estimated 100% of this agency's estimated total available funds for the biennium.		
Number of Full-Time-Equivalents (FTE):	13.0	13.0
Schedule of Exempt Positions:		
Executive Director, Group 1	\$65,000	\$65,000
Items of Appropriation:		
A. Goal: VETERINARY REGULATION		
Implement Standards of Veterinary Practice, Enforce Statutes and Rules.		
A.1.1. Strategy: OPERATE LICENSURE SYSTEM	\$ 169,683	\$ 137,818
Examine and License Veterinarians and Renew Licenses.		
A.1.2. Strategy: TEXASONLINE	\$ 33,650	\$ 33,650
TexasOnline. Estimated and Nontransferable.		
A.2.1. Strategy: COMPLAINTS AND ACTION	\$ 526,049	\$ 511,952
Investigate Complaints, Take Disciplinary Action, Compliance Program.		
A.2.2. Strategy: PEER ASSISTANCE	<u>\$ 30,000</u>	<u>\$ 30,000</u>
Total, Goal A: VETERINARY REGULATION	<u>\$ 759,382</u>	<u>\$ 713,420</u>

BOARD OF VETERINARY MEDICAL EXAMINERS
(Continued)

B. Goal: INDIRECT ADMINISTRATION		
B.1.1. Strategy: LICENSING INDIRECT ADMINISTRATION		
	\$ 24,187	\$ 24,187
B.1.2. Strategy: COMPLAINTS & ACTION INDIRECT ADMIN		
	\$ 77,460	\$ 77,460
Complaints and Action Indirect Administration.		
Total, Goal B: INDIRECT ADMINISTRATION	\$ 101,647	\$ 101,647
Grand Total, BOARD OF VETERINARY MEDICAL EXAMINERS		
	\$ 861,029	\$ 815,067
Object-of-Expense Informational Listing:		
Salaries and Wages	\$ 557,326	\$ 559,864
Other Personnel Costs	22,520	22,520
Professional Fees and Services	64,989	64,989
Consumable Supplies	3,000	3,000
Utilities	1,480	1,480
Travel	44,847	44,847
Rent - Building	1,720	1,720
Other Operating Expense	115,147	106,647
Capital Expenditures	50,000	10,000
Total, Object-of-Expense Informational Listing	\$ 861,029	\$ 815,067
Estimated Allocations for Employee Benefits and Debt Service Appropriations Made Elsewhere in this Act:		
<u>Employee Benefits</u>		
Retirement	\$ 21,265	\$ 21,584
Group Insurance	68,152	69,320
Social Security	37,274	37,833
Benefits Replacement	4,249	4,037
Subtotal, Employee Benefits	\$ 130,940	\$ 132,774
<u>Debt Service</u>		
Lease Payments	\$ 35,284	\$ 34,748
Total, Estimated Allocations for Employee Benefits and Debt Service Appropriations Made Elsewhere in this Act	\$ 166,224	\$ 167,522

1. **Performance Measure Targets.** The following is a listing of the key performance target levels for the Board of Veterinary Medical Examiners. It is the intent of the Legislature that appropriations made by this Act be utilized in the most efficient and effective manner possible to achieve the intended mission of the Board of Veterinary Medical Examiners. In order to achieve the objectives and service standards established by this Act, the Board of Veterinary Medical Examiners shall make every effort to attain the following designated key performance target levels associated with each item of appropriation.

	<u>2008</u>	<u>2009</u>
A. Goal: VETERINARY REGULATION		
Outcome (Results/Impact):		
Percentage of Licensees with No Recent Violations	99%	99%
Percent of Licensees Who Renew Online	84%	84%
Percent of New Individual Licenses Issued Online	0%	0%
Percentage of Complaints Resulting in Disciplinary Action	14%	14%
Recidivism Rate for Peer Assistance Programs	16%	16%
A.1.1. Strategy: OPERATE LICENSURE SYSTEM		
Output (Volume):		
Number of New Licenses Issued to Individuals	345	345
Number of Licenses Renewed (Individuals)	6,815	6,966
Efficiencies:		
Average Licensing Cost per Individual License Issued	4.45	4.36
A.2.1. Strategy: COMPLAINTS AND ACTION		
Output (Volume):		
Number of Complaints Resolved	400	400
Efficiencies:		
Average Time for Complaint Resolution (Days)	180	160

BOARD OF VETERINARY MEDICAL EXAMINERS
(Continued)

Explanatory:		
Number of Jurisdictional Complaints Received	400	420
A.2.2. Strategy: PEER ASSISTANCE		
Output (Volume):		
Number of Licensed Individuals Participating in a Peer Assistance Program	15	15

2. **Capital Budget.** None of the funds appropriated above may be expended for capital budget items except as listed below. The amounts shown below shall be expended only for the purposes shown and are not available for expenditure for other purposes. Amounts appropriated above and identified in this provision as appropriations either for "Lease Payments to the Master Lease Purchase Program" or for items with a "(MLPP)" notation shall be expended only for the purpose of making lease-purchase payments to the Texas Public Finance Authority pursuant to the provisions of Government Code § 1232.103. Upon approval from the Legislative Budget Board, capital budgeted funds listed below under "Acquisition of Information Resource Technologies" may be used to lease information resources hardware and/or software, if determined by agency management to be in the best interest of the State of Texas.

	<u>2008</u>	<u>2009</u>
a. Acquisition of Information Resource Technologies		
(1) Funding for a New Database	\$ 50,000	\$ 10,000
Total, Capital Budget	<u>\$ 50,000</u>	<u>\$ 10,000</u>
Method of Financing (Capital Budget):		
General Revenue Fund	<u>\$ 50,000</u>	<u>\$ 10,000</u>
Total, Method of Financing	<u>\$ 50,000</u>	<u>\$ 10,000</u>

RETIREMENT AND GROUP INSURANCE

	For the Years Ending	
	August 31, <u>2008</u>	August 31, <u>2009</u>
Method of Financing:		
General Revenue Fund, estimated	\$ 14,136,198	\$ 14,415,502
General Revenue Dedicated Accounts, estimated	<u>18,361,017</u>	<u>18,762,165</u>
Total, Method of Financing	<u>\$ 32,497,215</u>	<u>\$ 33,177,667</u>
Items of Appropriation:		
A. Goal: EMPLOYEES RETIREMENT SYSTEM		
A.1.1. Strategy: RETIREMENT CONTRIBUTIONS ^{1, 2}	\$ 9,527,209	\$ 9,671,089
Retirement Contributions. Estimated.		
A.1.2. Strategy: GROUP INSURANCE ³	<u>\$ 22,970,006</u>	<u>\$ 23,506,578</u>
Group Insurance. Estimated.		
Total, Goal A: EMPLOYEES RETIREMENT SYSTEM	<u>\$ 32,497,215</u>	<u>\$ 33,177,667</u>
Grand Total, RETIREMENT AND GROUP INSURANCE	<u>\$ 32,497,215</u>	<u>\$ 33,177,667</u>

¹ Incorporates Article IX, § 18.02 (d)(2), of this Act, relating to data center consolidation, which reduces Retirement benefits proportionally with the number of full-time equivalents reduced from agency bill patterns, resulting in an All Funds reduction of \$64,819 in FY 2008 and \$64,819 in FY 2009.

² SB 1847, 80th Legislature, Regular Session, relating to collection of member contributions, did not pass, resulting in an All Funds reduction of \$371,784 in FY 2008 and \$377,361 in FY 2009.

³ Incorporates Article IX, § 18.02 (d)(3), of this Act, relating to data center consolidation, which reduces Group Insurance benefits proportionally with the number of full-time equivalents reduced from agency bill patterns, resulting in an All Funds reduction of \$142,603 in FY 2008 and \$142,603 in FY 2009.

SOCIAL SECURITY AND BENEFIT REPLACEMENT PAY

	For the Years Ending	
	August 31, 2008	August 31, 2009
Method of Financing:		
General Revenue Fund, estimated	\$ 5,681,029	\$ 5,736,370
General Revenue Dedicated Accounts, estimated	7,151,572	7,205,096
State Highway Fund No. 006, estimated	<u>218,566</u>	<u>220,447</u>
Total, Method of Financing	<u>\$ 13,051,167</u>	<u>\$ 13,161,913</u>
Items of Appropriation:		
A. Goal: SOCIAL SECURITY/BENEFIT REPLACEMENT		
Comptroller - Social Security.		
A.1.1. Strategy: STATE MATCH -- EMPLOYER ¹	\$ 11,725,402	\$ 11,902,436
State Match — Employer. Estimated.		
A.1.2. Strategy: BENEFIT REPLACEMENT PAY	<u>\$ 1,325,765</u>	<u>\$ 1,259,477</u>
Benefit Replacement Pay. Estimated.		
Total, Goal A: SOCIAL SECURITY/BENEFIT REPLACEMENT	<u>\$ 13,051,167</u>	<u>\$ 13,161,913</u>
Grand Total, SOCIAL SECURITY AND BENEFIT REPLACEMENT PAY	<u>\$ 13,051,167</u>	<u>\$ 13,161,913</u>

¹ Incorporates Article IX, § 18.02 (d)(1), of this Act, relating to the data center consolidation, which reduces Social Security benefits proportionally with the number of full-time equivalents reduced from agency bill patterns, resulting in an All Funds reduction of \$76,879 in FY 2008 and \$76,879 in FY 2009.

LEASE PAYMENTS

	For the Years Ending	
	August 31, 2008	August 31, 2009
Method of Financing:		
General Revenue Fund	\$ 1,953,274	\$ 1,934,007
GR Dedicated - Texas Department of Insurance Operating Fund Account No. 036	<u>2,951,493</u>	<u>2,900,359</u>
Total, Method of Financing	<u>\$ 4,904,767</u>	<u>\$ 4,834,366</u>
Items of Appropriation:		
A. Goal: FINANCE CAPITAL PROJECTS		
A.1.1. Strategy: LEASE PAYMENTS ^{1, 2}	\$ 4,904,767	\$ 4,834,366
To TFC for Payment to TPFA.		
Grand Total, LEASE PAYMENTS	<u>\$ 4,904,767</u>	<u>\$ 4,834,366</u>

¹ HB 3560, 80th Legislature, Regular Session, abolished the Texas Building and Procurement Commission (TBPC) and created the Texas Facilities Commission (TFC), effective September 1, 2007.

² Incorporates the passage of HB 2458, 80th Legislature, Regular Session, which abolishes the Texas Structural Pest Control Board and transfers the board’s obligations, property, full-time equivalent positions, performance measures, rights, powers, and duties to the Texas Department of Agriculture, including the transfer of the board’s portion of end of article appropriation for Lease Payments of General Revenue in the amounts of \$64,686 in FY 2008 and \$63,703 in FY 2009.

SPECIAL PROVISIONS RELATING TO ALL REGULATORY AGENCIES

Sec. 2. Appropriations Limited to Revenue Collections. It is the intent of the Legislature that fees, fines, and other miscellaneous revenues as authorized and generated by each of the following agencies cover, at a minimum, the cost of appropriations made above and elsewhere in this Act to those agencies as well as an amount equal to the amount identified in the informational item "Other Direct and Indirect Costs Appropriated Elsewhere in This Act."

- Department of Banking
- Board of Chiropractic Examiners
- Office of Consumer Credit Commissioner
- Credit Union Department
- Texas State Board of Dental Examiners
- Funeral Service Commission
- Board of Professional Geoscientists
- Office of Injured Employee Counsel
- Department of Insurance
- Office of Public Insurance Counsel
- Board of Professional Land Surveying
- Department of Licensing and Regulation
- Texas Medical Board
- Texas Board of Nursing¹
- Optometry Board
- Structural Pest Control Board²
- Board of Pharmacy
- Executive Council of Physical Therapy and Occupational Therapy Examiners
- Board of Plumbing Examiners
- Board of Podiatric Medical Examiners
- Board of Examiners of Psychologists
- Racing Commission
- Real Estate Commission
- Residential Construction Commission
- Department of Savings and Mortgage Lending
- Securities Board
- Board of Tax Professional Examiners
- Board of Veterinary Medical Examiners

In the event that actual and/or projected revenue collections are insufficient to offset the costs identified by this provision, the Legislative Budget Board and Governor may direct that the Comptroller of Public Accounts reduce the appropriation authority provided by this Act to be within the amount of fee revenue expected to be available.

Sec. 3. Funding for Health Professions Council. An agency participating in the Health Professions Council shall transfer funds through interagency contract to the Health Professions Council from appropriations made to the agency elsewhere in this Act in order to carry out the functions required under Chapter 101, Occupation Code. Included in the amounts appropriated above to the Health Professions Council, are funds transferred by the following participating agencies in the amounts noted below for each year of the 2008-09 biennium:

	2008	2009
Department of State Health Services	\$ 11,571	\$ 11,571
Board of Chiropractic Examiners	5,309	5,309
Texas State Board of Dental Examiners	19,718	19,718
Funeral Service Commission	8,271	8,271
Texas Medical Board	25,050	25,050
Texas Board of Nursing	22,112	22,112
Optometry Board	5,354	5,354
Board of Pharmacy	19,911	19,911
Executive Council of Physical Therapy & Occupational Therapy Examiners	10,748	10,748

¹ Incorporates the passage of HB 2426, 80th Legislature, Regular Session, which changed the name of the Board of Nurse Examiners to the Texas Board of Nursing, effective Sept. 1, 2007.
² HB 2458, 80th Legislature, Regular Session, transferred the Texas Structural Pest Control Board's obligations, property, full-time equivalent positions, performance measures, rights, powers, duties, and appropriations to the Texas Department of Agriculture.

SPECIAL PROVISIONS RELATING TO ALL REGULATORY AGENCIES
(Continued)

Board of Podiatric Medical Examiners	4,764	4,764
Board of Examiners of Psychologists	8,871	8,871
Board of Veterinary Medical Examiners	7,983	7,983
Total	\$ 149,662	\$ 149,662

Sec. 4. TexasOnline Authority Appropriation.

- a. Each Article VIII licensing agency participating in the TexasOnline Authority is authorized in accordance with § 2054.252 of the Government Code to increase the occupational license, permit, and registration fees imposed on the licensees by an amount sufficient to cover the cost of the subscription fee charged by the TexasOnline Authority.
- b. The following is an informational listing for each Article VIII licensing agency participating in TexasOnline of appropriated fee revenue for the purpose of paying TexasOnline Authority subscription fees.

	<u>2008</u>	<u>2009</u>
Board of Chiropractic Examiners	\$ 29,850	\$ 29,850
Texas State Board of Dental Examiners	184,629	184,629
Funeral Services Commission	39,000	39,000
Board of Professional Geoscientists	30,000	30,000
Department of Insurance	380,000	380,000
Board of Professional Land Surveying	14,000	14,000
Department of Licensing and Regulation	652,360	652,360
Texas Medical Board	316,841	316,841
Texas Board of Nursing ³	325,000	325,000
Optometry Board	16,400	16,400
Structural Pest Control Board ⁴	103,150	103,150
Board of Pharmacy	209,480	212,610
Executive Council of Physical Therapy & Occupational Therapy Examiners	124,675	124,675
Board of Plumbing Examiners	155,000	155,000
Board of Podiatric Medical Examiners	4,130	4,130
Board of Examiners of Psychologists	30,000	30,000
Racing Commission	23,250	23,250
Real Estate Commission	322,000	322,000
Residential Construction Commission	315,000	315,000
Department of Savings and Mortgage Lending	67,867	67,868
Board of Tax Professional Examiners	16,250	16,250
Board of Veterinary Medical Examiners	33,650	33,650
Total	\$ 3,392,532	\$ 3,395,663

- c. In the event that actual and/or projected revenue collections from fee increases to cover the cost of TexasOnline subscription fees are insufficient to offset the costs identified above, the Comptroller is hereby directed to reduce the appropriation authority provided by this Act to agencies participating in TexasOnline to be within the amount of fee revenue expected to be available.
- d. For new licensing applications, the Article VIII licensing agencies participating in TexasOnline are hereby appropriated the additional revenue generated from occupational license, permit, or registration fees in excess of the Comptroller's biennial revenue estimate 2008-09 for the sole purpose of payment to the TexasOnline Authority contractor of subscription fees for implementing and maintaining electronic services for the licensing agencies. Each agency, upon completion of necessary actions to access or increase fees, shall furnish copies of board meeting minutes, an annual schedule of the number of license issuances or renewals and associated annual fee total, and any other supporting documentation to the Comptroller. If the Comptroller

³ Incorporates the passage of HB 2426, 80th Legislature, Regular Session, which changed the name of the Board of Nurse Examiners to the Texas Board of Nursing, effective Sept. 1, 2007.

⁴ HB 2458, 80th Legislature, Regular Session, transferred the Texas Structural Pest Control Board's obligations, property, full-time equivalent positions, performance measures, rights, powers, duties, and appropriations to the Texas Department of Agriculture.

SPECIAL PROVISIONS RELATING TO ALL REGULATORY AGENCIES

(Continued)

finds the information sufficient to support the projection of increased revenues, a notification letter will be issued and the contingent appropriation made available for the intended purposes.

- e. Each Article VIII licensing agency participating in TexasOnline shall notify the Legislative Budget Board and the Comptroller of Public Accounts in writing upon receiving an exemption from participating in TexasOnline. Within 45 days of receiving an exemption, an agency shall provide the Legislative Budget Board and the Comptroller with a report of the effective date, the reason for exemption, and all estimated expenditures for TexasOnline costs in the fiscal year in which the exemption is made.

Sec. 5. Peer Assistance Program Funding Requirements. Funds collected during the biennium beginning September 1, 2007, by the Board of Pharmacy pursuant to Chapter 564, Occupations Code, and by the Board of Nurse Examiners, the Board of Dental Examiners, and the Board of Veterinary Medical Examiners pursuant to Chapter 467 of the Health and Safety Code, in order to administer or finance peer assistance programs for professionals impaired by chemical dependency or mental illness, are appropriated elsewhere in this Act as identified in each Board's peer assistance strategy. The expenditure of the appropriations identified by this section is hereby made contingent upon sufficient revenue collections from peer assistance surcharges or other receipts collected pursuant to Chapter 467 of the Health and Safety Code or Chapter 564, Occupations Code as appropriate. None of the appropriations identified by this section may be expended unless each agency with a peer assistance program has on file the following current documents:

1. a request for proposal documentation and contracts documenting that the respective agency governing board has a competitively bid contract with the peer assistance program;
2. documentation for programs authorized under Chapter 467 of the Health and Safety Code that the agency's peer assistance program has been certified by the Department of State Health Services (DSHS) as meeting all DSHS criteria for peer assistance programs;
3. documentation for programs authorized under Chapter 467 showing compliance with statutory requirements regarding eligible participants and conditions for which services may be offered; and
4. documentation that the program has been approved by the agency governing board.

Sec. 6. Contingency Appropriation for Criminal History Record Information.

- a. For each Article VIII licensing agency conducting criminal history background checks that is authorized in accordance with the Government Code to increase the occupational license, permit, and/or registration fee imposed on the licensees by an amount sufficient to cover the cost of the fee charged by the Department of Public Safety (DPS), Federal Bureau of Investigation (FBI), and/or any other entity authorized to conduct criminal history background checks, in the event that actual and/or projected revenue collections from fee increases to cover the cost of criminal history background checks are insufficient to offset the costs included in the agency's appropriations that is budgeted for criminal history background checks, the Comptroller is hereby directed to reduce the appropriation authority provided by this Act to agencies conducting criminal history background checks to be within the amount of revenue expected to be available.
- b. Each Article VIII licensing agency conducting criminal history background checks is hereby appropriated the additional revenue generated from occupational license, permit, and/or registration fees in excess of the Comptroller's biennial revenue estimate for 2008-09 for the sole purpose of conducting criminal history background checks. Each agency, upon completion of necessary actions to assess or increase fees, shall furnish copies of board meeting minutes, an annual schedule of the number of license issuances or renewals and associated annual fee total, and any other supporting documentation to the Comptroller. If the Comptroller finds the information sufficient to support the projection of increased revenues, a notification letter will be issued and the contingent appropriation made available for the intended purpose.

**RECAPITULATION - ARTICLE VIII
REGULATORY
(General Revenue)¹**

	For the Years Ending	
	August 31, 2008	August 31, 2009
State Office of Administrative Hearings	\$ 3,258,879	\$ 3,258,878
Department of Banking	18,030,932	17,798,929
Board of Chiropractic Examiners	433,076	423,276
Office of Consumer Credit Commissioner	5,191,352	5,082,851
Credit Union Department	1,892,545	1,964,543
Texas State Board of Dental Examiners	1,783,156	1,749,475
Funeral Service Commission	621,692	621,692
Board of Professional Geoscientists	443,490	437,729
Department of Insurance	35,977,120	34,986,025
Office of Public Insurance Counsel	996,726	996,726
Board of Professional Land Surveying	426,754	395,025
Department of Licensing and Regulation	21,576,546	20,374,366
Texas Medical Board	6,735,340	6,611,828
Texas Board of Nursing	6,172,068	6,172,068
Optometry Board	391,940	391,940
Board of Pharmacy	4,150,481	4,063,076
Executive Council of Physical Therapy & Occupational Therapy Examiners	1,008,349	980,768
Board of Plumbing Examiners	1,862,556	1,793,306
Board of Podiatric Medical Examiners	227,712	228,465
Board of Examiners of Psychologists	720,362	707,961
Real Estate Commission	6,038,861	6,044,807
Residential Construction Commission	10,515,843	10,144,844
Department of Savings and Mortgage Lending	6,599,269	6,771,866
Securities Board	5,712,676	5,712,676
Board of Tax Professional Examiners	190,028	190,028
Public Utility Commission of Texas	10,430,286	10,430,286
Office of Public Utility Counsel	1,717,981	1,717,981
Board of Veterinary Medical Examiners	860,529	814,567
Subtotal, Regulatory	<u>\$ 153,966,549</u>	<u>\$ 150,865,982</u>
Retirement and Group Insurance	14,136,198	14,415,502
Social Security and Benefit Replacement Pay	<u>5,681,029</u>	<u>5,736,370</u>
Subtotal, Employee Benefits	<u>\$ 19,817,227</u>	<u>\$ 20,151,872</u>
Lease Payments	<u>1,953,274</u>	<u>1,934,007</u>
Subtotal, Debt Service	<u>\$ 1,953,274</u>	<u>\$ 1,934,007</u>
TOTAL, ARTICLE VIII - REGULATORY	<u><u>\$ 175,737,050</u></u>	<u><u>\$ 172,951,861</u></u>

¹ Appropriation figures in HB 1, Conference Committee Report, 80th Legislature, Regular Session, have been adjusted to incorporate certain provisions elsewhere in agency bill patterns, certain Article IX appropriations, Governor's vetoes, HB 15, and other miscellaneous bills. For specific adjustments, please see agency bill patterns.

**RECAPITULATION - ARTICLE VIII
REGULATORY
(General Revenue - Dedicated)¹**

	For the Years Ending	
	August 31, 2008	August 31, 2009
	<u>2008</u>	<u>2009</u>
Office of Injured Employee Counsel	\$ 7,161,013	\$ 7,174,693
Department of Insurance	60,601,165	59,155,440
Department of Licensing and Regulation	25,000	25,000
Texas Medical Board	2,548,920	2,555,832
 Racing Commission	10,176,271	10,177,270
Contingency Appropriations	<u>601,052</u>	<u>601,052</u>
Total	10,777,323	10,778,322
 Real Estate Commission	120,000	120,000
Public Utility Commission of Texas	<u>82,895,592</u>	<u>92,895,592</u>
 Subtotal, Regulatory	<u>\$ 164,129,013</u>	<u>\$ 172,704,879</u>
 Retirement and Group Insurance	18,361,017	18,762,165
Social Security and Benefit Replacement Pay	<u>7,151,572</u>	<u>7,205,096</u>
 Subtotal, Employee Benefits	<u>\$ 25,512,589</u>	<u>\$ 25,967,261</u>
 Lease Payments	<u>2,951,493</u>	<u>2,900,359</u>
 Subtotal, Debt Service	<u>\$ 2,951,493</u>	<u>\$ 2,900,359</u>
 TOTAL, ARTICLE VIII - REGULATORY	<u><u>\$ 192,593,095</u></u>	<u><u>\$ 201,572,499</u></u>

¹ Appropriation figures in HB 1, Conference Committee Report, 80th Legislature, Regular Session, have been adjusted to incorporate certain provisions elsewhere in agency bill patterns, certain Article IX appropriations, Governor’s vetoes, HB 15, and other miscellaneous bills. For specific adjustments, please see agency bill patterns.

**RECAPITULATION - ARTICLE VIII
REGULATORY
(Federal Funds)¹**

	For the Years Ending	
	August 31,	August 31,
	<u>2008</u>	<u>2009</u>
Department of Insurance	\$ <u>2,254,623</u>	\$ <u>2,254,623</u>
Subtotal, Regulatory	\$ <u>2,254,623</u>	\$ <u>2,254,623</u>
TOTAL, ARTICLE VIII - REGULATORY	\$ <u><u>2,254,623</u></u>	\$ <u><u>2,254,623</u></u>

¹ Appropriation figures in HB 1, Conference Committee Report, 80th Legislature, Regular Session, have been adjusted to incorporate certain provisions elsewhere in agency bill patterns, certain Article IX appropriations, Governor’s vetoes, HB 15, and other miscellaneous bills. For specific adjustments, please see agency bill patterns.

**RECAPITULATION - ARTICLE VIII
REGULATORY
(Other Funds)¹**

	For the Years Ending	
	August 31, 2008	August 31, 2009
State Office of Administrative Hearings	\$ 5,642,333	\$ 5,642,332
Department of Banking	11,100	11,100
Board of Chiropractic Examiners	28,500	28,500
Texas State Board of Dental Examiners	72,000	72,000
Funeral Service Commission	52,000	52,000
Health Professions Council	156,162	159,662
Department of Insurance	1,547,300	1,547,300
Office of Public Insurance Counsel	48,000	48,000
Department of Licensing and Regulation	538,634	538,634
Texas Medical Board	80,423	80,423
Texas Board of Nursing	823,100	823,100
Optometry Board	37,398	37,399
Board of Pharmacy	7,730	7,730
Executive Council of Physical Therapy & Occupational Therapy Examiners	60,000	60,000
Board of Plumbing Examiners	30,000	30,000
Board of Podiatric Medical Examiners	3,200	3,200
Board of Examiners of Psychologists	62,398	62,398
Real Estate Commission	190,500	190,500
Residential Construction Commission	50,500	50,500
Public Utility Commission of Texas	475,000	475,000
Board of Veterinary Medical Examiners	<u>500</u>	<u>500</u>
Subtotal, Regulatory	<u>\$ 9,916,778</u>	<u>\$ 9,920,278</u>
Social Security and Benefit Replacement Pay	<u>218,566</u>	<u>220,447</u>
Subtotal, Employee Benefits	<u>\$ 218,566</u>	<u>\$ 220,447</u>
Less Interagency Contracts	<u>\$ 2,670,259</u>	<u>\$ 2,673,759</u>
TOTAL, ARTICLE VIII - REGULATORY	<u><u>\$ 7,465,085</u></u>	<u><u>\$ 7,466,966</u></u>

¹ Appropriation figures in HB 1, Conference Committee Report, 80th Legislature, Regular Session, have been adjusted to incorporate certain provisions elsewhere in agency bill patterns, certain Article IX appropriations, Governor's vetoes, HB 15, and other miscellaneous bills. For specific adjustments, please see agency bill patterns.

**RECAPITULATION - ARTICLE VIII
REGULATORY
(All Funds)¹**

	For the Years Ending	
	August 31, 2008	August 31, 2009
State Office of Administrative Hearings	\$ 8,901,212	\$ 8,901,210
Department of Banking	18,042,032	17,810,029
Board of Chiropractic Examiners	461,576	451,776
Office of Consumer Credit Commissioner	5,191,352	5,082,851
Credit Union Department	1,892,545	1,964,543
Texas State Board of Dental Examiners	1,855,156	1,821,475
Funeral Service Commission	673,692	673,692
Board of Professional Geoscientists	443,490	437,729
Health Professions Council	156,162	159,662
Office of Injured Employee Counsel	7,161,013	7,174,693
Department of Insurance	100,380,208	97,943,388
Office of Public Insurance Counsel	1,044,726	1,044,726
Board of Professional Land Surveying	426,754	395,025
Department of Licensing and Regulation	22,140,180	20,938,000
Texas Medical Board	9,364,683	9,248,083
Texas Board of Nursing	6,995,168	6,995,168
Optometry Board	429,338	429,339
Board of Pharmacy	4,158,211	4,070,806
Executive Council of Physical Therapy & Occupational Therapy Examiners	1,068,349	1,040,768
Board of Plumbing Examiners	1,892,556	1,823,306
Board of Podiatric Medical Examiners	230,912	231,665
Board of Examiners of Psychologists	782,760	770,359
Racing Commission	10,176,271	10,177,270
Contingency Appropriations	<u>601,052</u>	<u>601,052</u>
Total	10,777,323	10,778,322
Real Estate Commission	6,349,361	6,355,307
Residential Construction Commission	10,566,343	10,195,344
Department of Savings and Mortgage Lending	6,599,269	6,771,866
Securities Board	5,712,676	5,712,676
Board of Tax Professional Examiners	190,028	190,028
Public Utility Commission of Texas	93,800,878	103,800,878
Office of Public Utility Counsel	1,717,981	1,717,981
Board of Veterinary Medical Examiners	<u>861,029</u>	<u>815,067</u>
Subtotal, Regulatory	\$ <u>330,266,963</u>	\$ <u>335,745,762</u>
Retirement and Group Insurance	32,497,215	33,177,667
Social Security and Benefit Replacement Pay	<u>13,051,167</u>	<u>13,161,913</u>
Subtotal, Employee Benefits	\$ <u>45,548,382</u>	\$ <u>46,339,580</u>
Lease Payments	<u>4,904,767</u>	<u>4,834,366</u>
Subtotal, Debt Service	\$ <u>4,904,767</u>	\$ <u>4,834,366</u>
Less Interagency Contracts	\$ <u>2,670,259</u>	\$ <u>2,673,759</u>
TOTAL, ARTICLE VIII - REGULATORY	\$ <u><u>378,049,853</u></u>	\$ <u><u>384,245,949</u></u>
Number of Full-Time-Equivalents (FTE)	3,838.6	3,850.8

¹ Appropriation figures in HB 1, Conference Committee Report, 80th Legislature, Regular Session, have been adjusted to incorporate certain provisions elsewhere in agency bill patterns, certain Article IX appropriations, Governor's vetoes, HB 15, and other miscellaneous bills. For specific adjustments, please see agency bill patterns.

ARTICLE IX

PART 1. GENERAL PROVISIONS LEGISLATIVE INTENT

Sec. 1.01. **Limitations.** The provisions of this Article and all other Articles of this Act are limitations on the appropriations made by this Act. It is the purpose of the Legislature in enacting this bill only to appropriate funds and to restrict and limit by its provisions the amount and conditions under which the appropriations can be expended.

PART 2. PROVISIONS RELATING TO THE POSITION CLASSIFICATION PLAN

Sec. 2.01. **Position Classification Plan.** Except as otherwise specifically provided in this Act, expenditures of appropriations for the salaries of employees, in classified positions in all affected agencies appropriated funds by this Act, other than institutions of higher education, university system offices, and the Texas Higher Education Coordinating Board, are governed by Chapter 654, Government Code (the Position Classification Act), Chapter 659, Government Code, and this section, including the following lists of position classification numbers, position titles, salary group allocations, and rates of pay in classification salary schedules as provided by this Article.

CLASSIFIED POSITIONS FOR THE 2008–09 BIENNIUM

Class Number	Class Title	Salary Group
0006	Receptionist	A05
0053	Clerk I	A04
0055	Clerk II	A06
0057	Clerk III	A08
0059	Clerk IV	A10
0130	Customer Service Representative I	A09
0132	Customer Service Representative II	A11
0134	Customer Service Representative III	A13
0136	Customer Service Representative IV	A15
0150	Administrative Assistant I	A08
0152	Administrative Assistant II	A11
0154	Administrative Assistant III	A13
0156	Administrative Assistant IV	A15
0160	Executive Assistant I	B09
0162	Executive Assistant II	B11
0203	Data Entry Operator I	A06
0205	Data Entry Operator II	A08
0207	Data Entry Operator III	A10
0218	Computer Record Control Clerk I	A07
0220	Computer Record Control Clerk II	A09
0223	Computer Operator I	A10
0225	Computer Operator II	A12
0227	Computer Operator III	A14
0233	Computer Operations Supervisor I	B10
0234	Computer Operations Supervisor II	B12
0228	Systems Support Specialist I	B05
0229	Systems Support Specialist II	B07
0230	Systems Support Specialist III	B09
0231	Systems Support Specialist IV	B11
0240	Programmer I	B08
0241	Programmer II	B10
0242	Programmer III	B12
0243	Programmer IV	B14
0244	Programmer V	B16
0245	Programmer VI	B18
0250	Information Technology Security Analyst I	B14
0251	Information Technology Security Analyst II	B16
0252	Information Technology Auditor I	B15
0253	Information Technology Auditor II	B17
0254	Systems Analyst I	B08
0255	Systems Analyst II	B10
0256	Systems Analyst III	B12
0257	Systems Analyst IV	B14
0258	Systems Analyst V	B16
0259	Systems Analyst VI	B18
0210	Data Base Administrator I	B10
0211	Data Base Administrator II	B12
0212	Data Base Administrator III	B14
0213	Data Base Administrator IV	B16
0214	Data Base Administrator V	B18
0215	Data Base Administrator VI	B20
0277	Web Administrator I	B10
0278	Web Administrator II	B12
0279	Web Administrator III	B14
0280	Web Administrator IV	B16
0281	Telecommunications Specialist I	B07
0282	Telecommunications Specialist II	B09
0283	Telecommunications Specialist III	B11
0284	Telecommunications Specialist IV	B13
0285	Telecommunications Specialist V	B15
0287	Network Specialist I	B08
0288	Network Specialist II	B10

CLASSIFIED POSITIONS FOR THE 2008–09 BIENNIUM
(Continued)

0289	Network Specialist III	B12
0290	Network Specialist IV	B14
0291	Network Specialist V	B16
0294	Business Continuity Coordinator I	B15
0295	Business Continuity Coordinator II	B17
0331	Printing Services Technician I	A09
0332	Printing Services Technician II	A11
0333	Printing Services Technician III	A13
0334	Printing Services Technician IV	A15
0335	Printing Services Technician V	A16
0340	Microfilm Camera Operator I	A06
0341	Microfilm Camera Operator II	A08
0352	Micrographics Technician I	A11
0354	Micrographics Technician II	A13
0356	Micrographics Technician III	A15
0367	Photographer	B08
0516	Planner I	B09
0517	Planner II	B11
0518	Planner III	B12
0519	Planner IV	B13
0520	Planner V	B14
0590	Research and Statistics Technician I	A11
0592	Research and Statistics Technician II	A13
0600	Research Specialist I	B07
0602	Research Specialist II	B09
0604	Research Specialist III	B10
0606	Research Specialist IV	B11
0608	Research Specialist V	B13
0624	Statistician I	B07
0626	Statistician II	B09
0628	Statistician III	B11
0630	Statistician IV	B13
0640	Economist I	B08
0642	Economist II	B10
0644	Economist III	B12
0812	Teacher Aide I	A09
0813	Teacher Aide II	A11
0814	Teacher Aide III	A13
1000	Accounting Technician I	A11
1002	Accounting Technician II	A13
1012	Accountant I	B06
1014	Accountant II	B08
1016	Accountant III	B09
1018	Accountant IV	B11
1020	Accountant V	B12
1022	Accountant VI	B13
1024	Accountant VII	B15
1042	Auditor I	B07
1044	Auditor II	B09
1046	Auditor III	B11
1048	Auditor IV	B13
1050	Auditor V	B15
1052	Auditor VI	B17
1059	Taxpayer Compliance Officer I	B03
1060	Taxpayer Compliance Officer II	B05
1061	Taxpayer Compliance Officer III	B07
1062	Taxpayer Compliance Officer IV	B09
1063	Taxpayer Compliance Officer V	B11
1073	Accounts Examiner I	B04
1074	Accounts Examiner II	B06
1075	Accounts Examiner III	B08
1076	Accounts Examiner IV	B10
1077	Accounts Examiner V	B12
1080	Financial Analyst I	B11
1082	Financial Analyst II	B13
1084	Financial Analyst III	B15

CLASSIFIED POSITIONS FOR THE 2008–09 BIENNIUM
(Continued)

1085	Financial Analyst IV	B17
1100	Financial Examiner I	B07
1102	Financial Examiner II	B09
1104	Financial Examiner III	B11
1106	Financial Examiner IV	B13
1108	Financial Examiner V	B15
1110	Financial Examiner VI	B17
1112	Financial Examiner VII	B19
1130	Investment Analyst I	B12
1131	Investment Analyst II	B15
1132	Investment Analyst III	B18
1133	Investment Analyst IV	B20
1150	Portfolio Manager I	B18
1151	Portfolio Manager II	B20
1152	Portfolio Manager III	B21
1153	Portfolio Manager IV	B22
1155	Budget Analyst I	B08
1156	Budget Analyst II	B10
1157	Budget Analyst III	B12
1158	Budget Analyst IV	B14
1159	Budget Analyst V	B16
1161	Trader I	B16
1162	Trader II	B19
1165	Chief Investment Officer	B22
1175	Chief Trader I	B21
1176	Chief Trader II	B22
1242	Reimbursement Officer I	A11
1244	Reimbursement Officer II	A13
1246	Reimbursement Officer III	A15
1248	Reimbursement Officer IV	A17
1315 ¹	Boiler Inspector I	B12
1316	Boiler Inspector II	B13
1320	Inspector I	B01
1321	Inspector II	B03
1322	Inspector III	B05
1323	Inspector IV	B07
1324	Inspector V	B08
1325	Inspector VI	B10
1326	Inspector VII	B12
1350	Investigator I	B04
1351	Investigator II	B06
1352	Investigator III	B08
1353	Investigator IV	B09
1354	Investigator V	B10
1355	Investigator VI	B12
1356	Investigator VII	B13
1550	Staff Services Officer I	B08
1551	Staff Services Officer II	B10
1552	Staff Services Officer III	B11
1553	Staff Services Officer IV	B12
1554	Staff Services Officer V	B13
1560	Project Manager I	B15
1561	Project Manager II	B17
1570	Program Specialist I	B09
1571	Program Specialist II	B10
1572	Program Specialist III	B11
1573	Program Specialist IV	B12
1574	Program Specialist V	B13
1575	Program Specialist VI	B15
1576	Program Specialist VII	B17
1580	Program Supervisor I	B09
1582	Program Supervisor II	B11
1584	Program Supervisor III	B13
1586	Program Supervisor IV	B15

¹ Class number added after 80th Legislature, Regular Session.

CLASSIFIED POSITIONS FOR THE 2008–09 BIENNIUM

(Continued)

1588	Program Supervisor V	B17
1600	Manager I	B13
1601	Manager II	B14
1602	Manager III	B15
1603	Manager IV	B16
1604	Manager V	B17
1620	Director I	B17
1621	Director II	B18
1622	Director III	B19
1623	Director IV	B20
1624	Director V	B21
1630	Deputy Director	B22
1640	Deputy Comptroller	B22
1650	Director, Finance Division – Department of Transportation	B22
1656	Director, Construction Division – Department of Transportation	B22
1657	Director, Design Division – Department of Transportation	B22
1658	Director, Environmental Affairs Division – Department of Transportation	B22
1659	Director, Maintenance Division – Department of Transportation	B22
1660	Director, Transportation and Planning and Programming Division – Department of Transportation	B22
1661	Director, Texas Turnpike Authority Division – Department of Transportation	B22
1662	Assistant Executive Director for Engineering Operations – Department of Transportation	B22
1663	Assistant Executive Director for Support Operations – Department of Transportation	B22
1664	Deputy Executive Director – Department of Transportation	B22
1727	Human Resources Assistant	B03
1729	Human Resources Specialist I	B05
1731	Human Resources Specialist II	B07
1733	Human Resources Specialist III	B09
1735	Human Resources Specialist IV	B11
1737	Human Resources Specialist V	B13
1739	Human Resources Specialist VI	B15
1780	Training Assistant	B03
1781	Training Specialist I	B05
1782	Training Specialist II	B07
1783	Training Specialist III	B09
1784	Training Specialist IV	B11
1785	Training Specialist V	B13
1786	Training Specialist VI	B15
1822	Marketing Specialist I	B07
1823	Marketing Specialist II	B09
1824	Marketing Specialist III	B11
1825	Marketing Specialist IV	B13
1830	Information Specialist I	B06
1831	Information Specialist II	B08
1832	Information Specialist III	B10
1833	Information Specialist IV	B13
1834	Information Specialist V	B15
1840	Audio/Visual Technician I	A09
1841	Audio/Visual Technician II	A11
1842	Audio/Visual Technician III	A14
1843	Audio/Visual Technician IV	A16
1860	Management Analyst I	B10
1862	Management Analyst II	B12
1864	Management Analyst III	B14
1870	Technical Writer I	B09
1871	Technical Writer II	B11
1890	Government Relations Specialist I	B15
1892	Government Relations Specialist II	B17
1894	Government Relations Specialist III	B19
1911	Inventory and Store Specialist I	A10
1912	Inventory and Store Specialist II	A12
1913	Inventory and Store Specialist III	A14
1914	Inventory and Store Specialist IV	A16
1920	Grant Coordinator I	B10

CLASSIFIED POSITIONS FOR THE 2008–09 BIENNIUM

(Continued)

1921	Grant Coordinator II	B12
1930	Purchaser I	B04
1931	Purchaser II	B06
1932	Purchaser III	B08
1933	Purchaser IV	B10
1934	Purchaser V	B12
1935	Purchaser VI	B14
1960	Contract Administration Manager I	B17
1962	Contract Administration Manager II	B19
1970	Contract Technician I	A09
1972	Contract Technician II	A11
1974	Contract Technician III	A13
1976	Contract Specialist I	B07
1980	Contract Specialist II	B09
1982	Contract Specialist III	B11
1984	Contract Specialist IV	B13
1986	Contract Specialist V	B15
1990	Property Manager I	B08
1992	Property Manager II	B10
1994	Property Manager III	B12
2050	Land Surveyor I	B11
2054	Land Surveyor II	B13
2056	Land Surveyor III	B15
2062	Appraiser I	B09
2064	Appraiser II	B11
2065	Appraiser III	B13
2080	Right of Way Agent I	B04
2082	Right of Way Agent II	B06
2084	Right of Way Agent III	B08
2086	Right of Way Agent IV	B10
2088	Right of Way Agent V	B12
2093	Utility Specialist I	B12
2094	Utility Specialist II	B14
2095	Utility Specialist III	B16
2119	Engineering Aide	A08
2122	Engineering Technician I	A10
2123	Engineering Technician II	A12
2124	Engineering Technician III	A14
2125	Engineering Technician IV	A16
2126	Engineering Specialist I	B08
2127	Engineering Specialist II	B09
2128	Engineering Specialist III	B10
2129	Engineering Specialist IV	B11
2130	Engineering Specialist V	B12
2131	Engineering Specialist VI	B13
2132	Engineering Specialist VII	B14
2137	Engineering Assistant	B07
2151	Engineer I	B12
2152	Engineer II	B13
2153	Engineer III	B14
2154	Engineer IV	B15
2155	Engineer V	B16
2156	Engineer VI	B17
2157	Engineer VII	B18
2160	District Engineer I	B21
2161	District Engineer II	B22
2167	Graphic Designer I	B08
2168	Graphic Designer II	B10
2169	Graphic Designer III	B12
2181	Drafting Technician I	A15
2182	Drafting Technician II	A17
2255	Project Design Assistant	B08
2260	Architect I	B11
2264	Architect II	B13
2266	Architect III	B15
2268	Architect IV	B17

CLASSIFIED POSITIONS FOR THE 2008–09 BIENNIUM

(Continued)

2350	Earth Science Technician	B08
2356	Geoscientist I	B09
2360	Geoscientist II	B11
2364	Geoscientist III	B13
2365	Geoscientist IV	B15
2366	Geoscientist V	B17
2456	Hydrologist I	B09
2460	Hydrologist II	B11
2464	Hydrologist III	B13
2465	Hydrologist IV	B15
2466	Hydrologist V	B17
2472	Chemist I	B07
2473	Chemist II	B09
2474	Chemist III	B11
2475	Chemist IV	B13
2476	Chemist V	B15
2583	Sanitarian I	B09
2584	Sanitarian II	B11
2585	Sanitarian III	B13
2650	Environmental Specialist I	B05
2651	Environmental Specialist II	B07
2652	Environmental Specialist III	B09
2653	Environmental Specialist IV	B11
2654	Environmental Specialist V	B13
2655	Environmental Specialist VI	B15
2681	Natural Resources Specialist I	B05
2682	Natural Resources Specialist II	B07
2683	Natural Resources Specialist III	B09
2684	Natural Resources Specialist IV	B11
2685	Natural Resources Specialist V	B13
2686	Natural Resources Specialist VI	B15
2687	Park Specialist I	B06
2688	Park Specialist II	B08
2689	Park Specialist III	B10
2691	Fish and Wildlife Technician I	A11
2692	Fish and Wildlife Technician II	A13
2693	Fish and Wildlife Technician III	A15
2694	Fish and Wildlife Technician IV	A17
2695	Park Ranger I	A07
2696	Park Ranger II	A09
2697	Park Ranger III	A11
2698	Park Ranger IV	A13
2699	Park Ranger V	A15
2720	Lifeguard	A03
2730	Safety Officer I	B07
2731	Safety Officer II	B09
2732	Safety Officer III	B11
2733	Safety Officer IV	B13
2734	Safety Officer V	B15
2740	Risk Management Specialist I	B07
2741	Risk Management Specialist II	B09
2742	Risk Management Specialist III	B10
2743	Risk Management Specialist IV	B12
2744	Risk Management Specialist V	B13
2761	Rescue Specialist I	B08
2762	Rescue Specialist II	B10
2763	Rescue Specialist III	B12
2802	Actuary I	B13
2803	Actuary II	B15
2804	Actuary III	B17
2805	Actuary IV	B19
2806	Actuary V	B21
2808	Chief Actuary	B22
2824	Insurance Technician	A10
2841	Insurance Specialist I	B04
2842	Insurance Specialist II	B06

CLASSIFIED POSITIONS FOR THE 2008–09 BIENNIUM
(Continued)

2843	Insurance Specialist III	B08
2844	Insurance Specialist IV	B09
2845	Insurance Specialist V	B10
2911	Retirement System Benefits Specialist I	B02
2912	Retirement System Benefits Specialist II	B04
2913	Retirement System Benefits Specialist III	B06
2914	Retirement System Benefits Specialist IV	B08
2920	Claims Assistant	A12
2921	Claims Examiner I	B07
2922	Claims Examiner II	B08
2923	Claims Examiner III	B09
2924	Claims Examiner IV	B10
3020	Workforce Development Specialist I	B02
3021	Workforce Development Specialist II	B03
3023	Workforce Development Specialist III	B05
3025	Workforce Development Specialist IV	B07
3026	Workforce Development Specialist V	B09
3151	Unemployment Insurance Claims Examiner I	B03
3153	Unemployment Insurance Claims Examiner II	B05
3154	Unemployment Insurance Claims Examiner III	B07
3171	Unemployment Insurance Specialist I	B08
3173	Unemployment Insurance Specialist II	B10
3501	Attorney I	B11
3502	Attorney II	B12
3503	Attorney III	B14
3504	Attorney IV	B16
3505	Attorney V	B18
3506	Attorney VI	B20
3510	Assistant Attorney General I	B11
3511	Assistant Attorney General II	B12
3512	Assistant Attorney General III	B14
3513	Assistant Attorney General IV	B16
3514	Assistant Attorney General V	B18
3515	Assistant Attorney General VI	B20
3516	Assistant Attorney General VII	B21
3517	First Assistant Attorney General	B22
3520	General Counsel I	B14
3521	General Counsel II	B16
3522	General Counsel III	B18
3523	General Counsel IV	B20
3524	General Counsel V	B21
3559	Hearings Reporter	B12
3565	Legal Secretary I	A09
3566	Legal Secretary II	A11
3567	Legal Secretary III	A13
3568	Legal Secretary IV	A15
3572	Legal Assistant I	B07
3574	Legal Assistant II	B09
3576	Legal Assistant III	B11
3578	Legal Assistant IV	B13
3604	Law Clerk	B03
3610	Court Law Clerk I	B09
3611	Court Law Clerk II	B11
3620	Deputy Clerk I	A09
3622	Deputy Clerk II	A11
3624	Deputy Clerk III	A14
3626	Deputy Clerk IV	A17
3630	Chief Deputy Clerk	B13
3635	Clerk of the Court	B17
3640	Administrative Law Judge I	B15
3642	Administrative Law Judge II	B17
3644	Administrative Law Judge III	B18
3646	Master Administrative Law Judge I	B20
3648	Master Administrative Law Judge II	B21
3650	Associate Judge I	B18
3652	Associate Judge II	B20

CLASSIFIED POSITIONS FOR THE 2008–09 BIENNIUM

(Continued)

3660	Ombudsman I	B09
3662	Ombudsman II	B10
3664	Ombudsman (Chief) Youth Commission	B13
3672	Benefit Review Officer	B12
4001	Dietetic Technician I	A08
4002	Dietetic Technician II	A10
4007	Dietitian	B08
4016	Nutritionist I	B08
4017	Nutritionist II	B10
4018	Nutritionist III	B12
4072	Public Health Technician I	B05
4074	Public Health Technician II	B07
4076	Public Health Technician III	B09
4078	Public Health Technician IV	B11
4082	Epidemiologist I	B11
4083	Epidemiologist II	B13
4084	Epidemiologist III	B15
4125	Veterinarian I	B14
4127	Veterinarian II	B16
4129	Veterinarian III	B18
4142	Laboratory Technician I	A10
4144	Laboratory Technician II	A12
4146	Laboratory Technician III	A14
4148	Laboratory Technician IV	A16
4221	Microbiologist I	B07
4222	Microbiologist II	B09
4223	Microbiologist III	B11
4224	Microbiologist IV	B13
4225	Microbiologist V	B15
4292	Radiological Technologist I	B05
4293	Radiological Technologist II	B07
4294	Radiological Technologist III	B09
4342	Orthopedic Equipment Technician I	A08
4344	Orthopedic Equipment Technician II	A10
4346	Orthopedic Equipment Technician III	A12
4360	Registered Therapist Assistant	A16
4362	Registered Therapist I	B08
4363	Registered Therapist II	B10
4364	Registered Therapist III	B12
4365	Registered Therapist IV	B14
4366	Registered Therapist V	B16
4374	Medical Aide I	A05
4376	Medical Aide II	A07
4385	Medical Technician I	A09
4386	Medical Technician II	A11
4387	Medical Technician III	A13
4390	Health Physicist I	B14
4392	Health Physicist II	B16
4394	Health Physicist III	B18
4401	Medical Technologist I	B05
4402	Medical Technologist II	B07
4403	Medical Technologist III	B09
4404	Medical Technologist IV	B11
4405	Medical Technologist V	B13
4428	Respiratory Care Practitioner	A14
4420	Licensed Vocational Nurse I	A09
4421	Licensed Vocational Nurse II	A11
4422	Licensed Vocational Nurse III	A13
4423	Licensed Vocational Nurse IV	A15
4435	Resident Physician	B10
4436	Physician I	B20
4437	Physician II	B21
4438	Physician III	B22
4440	Physician Assistant	B17
4444	Nurse I	B08
4446	Nurse II	B10

CLASSIFIED POSITIONS FOR THE 2008–09 BIENNIUM

(Continued)

4448	Nurse III	B12
4450	Nurse IV	B14
4451	Nurse Practitioner	B17
4453	Medical Research Specialist	B17
4455	Dentist I	B18
4457	Dentist II	B20
4459	Dentist III	B22
4462	Psychologist I	B14
4464	Psychologist II	B16
4465	Psychologist III	B18
4466	Psychological Assistant	B04
4468	Associate Psychologist I	B08
4469	Associate Psychologist II	B09
4470	Associate Psychologist III	B10
4471	Associate Psychologist IV	B11
4472	Associate Psychologist V	B12
4476	Psychiatrist I	B20
4477	Psychiatrist II	B21
4478	Psychiatrist III	B22
4482	Dental Assistant I	A06
4483	Dental Assistant II	A08
4489	Dental Hygienist	B09
4492	Pharmacist I	B17
4493	Pharmacist II	B19
4494	Pharmacist III	B21
4498	Pharmacy Technician I	A08
4499	Pharmacy Technician II	A10
4501	Correctional Officer I	A07
4502	Correctional Officer II	A09
4503	Correctional Officer III	A11
4504	Correctional Officer IV	A12
4505	Correctional Officer V	A14
4510	Sergeant of Correctional Officers	B07
4511	Lieutenant of Correctional Officers	B08
4512	Captain of Correctional Officers	B09
4513	Major of Correctional Officers	B10
4520	Juvenile Correctional Officer I	A07
4521	Juvenile Correctional Officer II	A09
4522	Juvenile Correctional Officer III	A11
4523	Juvenile Correctional Officer IV	A13
4524	Juvenile Correctional Officer V	A15
4525	Juvenile Correctional Officer VI	A16
4526	Dorm Supervisor	B09
4540	Parole Officer I	B06
4541	Parole Officer II	B07
4542	Parole Officer III	B08
4543	Parole Officer IV	B10
4544	Parole Officer V	B12
4550	Assistant Warden	B14
4551	Warden I	B16
4552	Warden II	B18
4560	Counsel Substitute I	A11
4561	Counsel Substitute II	A13
4562	Counsel Substitute III	A15
4571	Correctional Transportation Officer	A12
4646	Industrial Specialist I	A11
4647	Industrial Specialist II	A12
4648	Industrial Specialist III	A13
4649	Industrial Specialist IV	A14
4650	Industrial Specialist V	A16
4651	Industrial Specialist VI	A18
4671	Agriculture Specialist I	A12
4672	Agriculture Specialist II	A13
4673	Agriculture Specialist III	A14
4674	Agriculture Specialist IV	A15
4675	Agriculture Specialist V	A16

CLASSIFIED POSITIONS FOR THE 2008–09 BIENNIUM
(Continued)

5023	Protective Services Specialist I	B05
5024	Protective Services Specialist II	B06
5025	Protective Services Specialist III	B07
5026	Protective Services Specialist IV	B08
5027	Protective Services Specialist V	B09
5046	Disability Case Review Specialist	B03
5050	Rehabilitation Therapy Technician I	A05
5051	Rehabilitation Therapy Technician II	A07
5052	Rehabilitation Therapy Technician III	A09
5053	Rehabilitation Therapy Technician IV	A11
5054	Rehabilitation Therapy Technician V	A13
5062	Vocational Rehabilitation Counselor I	B07
5063	Vocational Rehabilitation Counselor II	B08
5064	Vocational Rehabilitation Counselor III	B09
5065	Vocational Rehabilitation Counselor IV	B10
5079	Chaplaincy Services Assistant	A11
5081	Chaplain I	B07
5082	Chaplain II	B09
5083	Chaplain III	B11
5090	Rehabilitation Teacher I	B02
5091	Rehabilitation Teacher II	B04
5092	Rehabilitation Teacher III	B06
5105	Veterans Assistance Counselor I	B06
5106	Veterans Assistance Counselor II	B07
5107	Veterans Assistance Counselor III	B08
5108	Veterans Assistance Counselor IV	B10
5109	Veterans Assistance Counselor V	B12
5111	Substance Abuse Counselor I	B04
5112	Substance Abuse Counselor II	B05
5113	Substance Abuse Counselor III	B06
5120	Mental Retardation Aide	A05
5121	Mental Retardation Assistant I	A06
5122	Mental Retardation Assistant II	A08
5123	Mental Retardation Assistant III	A09
5124	Mental Retardation Assistant IV	A11
5131	Qualified Mental Retardation Professional I	B06
5132	Qualified Mental Retardation Professional II	B07
5133	Qualified Mental Retardation Professional III	B08
5134	Qualified Mental Retardation Professional IV	B09
5140	Recreation Program Specialist I	B02
5142	Recreation Program Specialist II	B04
5144	Recreation Program Specialist III	B06
5150	Psychiatric Nursing Aide	A05
5151	Psychiatric Nursing Assistant I	A06
5152	Psychiatric Nursing Assistant II	A08
5153	Psychiatric Nursing Assistant III	A09
5154	Psychiatric Nursing Assistant IV	A11
5201	Resident Specialist I	A07
5203	Resident Specialist II	A09
5205	Resident Specialist III	A11
5207	Resident Specialist IV	A13
5209	Resident Specialist V	A15
5221	Clinical Social Worker I	B05
5222	Clinical Social Worker II	B07
5223	Clinical Social Worker III	B09
5224	Clinical Social Worker IV	B11
5226	Case Manager I	B04
5227	Case Manager II	B05
5228	Case Manager III	B07
5229	Case Manager IV	B09
5232	Volunteer Services Coordinator I	B05
5233	Volunteer Services Coordinator II	B07
5234	Volunteer Services Coordinator III	B09
5235	Volunteer Services Coordinator IV	B11
5300	Health and Human Services Program Coordinator I	B10
5302	Health and Human Services Program Coordinator II	B12

CLASSIFIED POSITIONS FOR THE 2008–09 BIENNIUM
(Continued)

5304	Health and Human Services Program Coordinator III	B14
5503	Human Services Technician I	A06
5504	Human Services Technician II	A07
5505	Human Services Technician III	A09
5506	Human Services Technician IV	A11
5526	Quality Assurance Specialist I	B08
5527	Quality Assurance Specialist II	B09
5528	Quality Assurance Specialist III	B11
5529	Quality Assurance Specialist IV	B13
5540	Child Support Officer I	B03
5541	Child Support Officer II	B05
5542	Child Support Officer III	B07
5543	Child Support Officer IV	B09
5550	Child Support Technician I	A09
5551	Child Support Technician II	A11
5552	Child Support Technician III	A13
5616	Interpreter I	B08
5618	Interpreter II	B10
5700	Human Services Specialist I	B03
5701	Human Services Specialist II	B04
5702	Human Services Specialist III	B05
5703	Human Services Specialist IV	B06
5704	Human Services Specialist V	B07
5705	Human Services Specialist VI	B08
5706	Human Services Specialist VII	B09
6052	Forensic Scientist I	B10
6053	Forensic Scientist II	B11
6054	Forensic Scientist III	B12
6055	Forensic Scientist IV	B13
6056	Forensic Scientist V	B14
6057	Forensic Scientist VI	B15
6084	Forensic Photographer I	B09
6086	Forensic Photographer II	B11
6092	Communications Center Specialist	A10
6095	Police Communications Operator I	A12
6096	Police Communications Operator II	A13
6097	Police Communications Operator III	A14
6098	Police Communications Operator IV	A15
6115	Fingerprint Technician I	A11
6116	Fingerprint Technician II	A13
6117	Fingerprint Technician III	A15
6121	Firearms/Latent Print Technician I	B07
6122	Firearms/Latent Print Technician II	B08
6150	Crime Lab Evidence Technician	B05
6154	Combined DNA Index System Analyst	B12
6221	Public Safety Records Technician I	A09
6222	Public Safety Records Technician II	A10
6229	Security Officer I	A06
6230	Security Officer II	A08
6232	Security Officer III	A10
6234	Security Officer IV	A12
7306	Archeologist I	B08
7308	Archeologist II	B10
7310	Archeologist III	B12
7315	Historian I	B06
7317	Historian II	B08
7319	Historian III	B10
7350	Library Assistant I	A07
7352	Library Assistant II	A09
7354	Library Assistant III	A11
7401	Librarian I	B06
7402	Librarian II	B08
7403	Librarian III	B10
7404	Librarian IV	B12
7407	Archivist I	B08
7409	Archivist II	B10

CLASSIFIED POSITIONS FOR THE 2008–09 BIENNIUM
(Continued)

7462	Exhibit Technician I	B04
7464	Exhibit Technician II	B06
7466	Curator I	B08
7468	Curator II	B10
8003	Custodian I	A03
8005	Custodian II	A05
8007	Custodian III	A08
8021	Custodial Manager I	A11
8023	Custodial Manager II	A13
8025	Custodial Manager III	A15
8031	Groundskeeper I	A04
8032	Groundskeeper II	A06
8033	Groundskeeper III	A08
8103	Food Service Worker I	A03
8104	Food Service Worker II	A05
8108	Food Service Manager I	A09
8109	Food Service Manager II	A11
8110	Food Service Manager III	A14
8111	Food Service Manager IV	A16
8116	Cook I	A03
8117	Cook II	A04
8118	Cook III	A06
8119	Cook IV	A08
8252	Laundry/Sewing Room Worker I	A03
8253	Laundry/Sewing Room Worker II	A05
8254	Laundry/Sewing Room Worker III	A07
8260	Laundry Manager I	A09
8261	Laundry Manager II	A11
8262	Laundry Manager III	A14
8263	Laundry Manager IV	A16
8302	Barber/ Cosmetologist	A06
9004	Maintenance Assistant	A06
9022	Equipment Operator I	A09
9024	Equipment Operator II	A11
9026	Equipment Operator III	A13
9034	Air Conditioning and Boiler Operator I	B04
9035	Air Conditioning and Boiler Operator II	B06
9036	Air Conditioning and Boiler Operator III	B08
9037	Air Conditioning and Boiler Operator IV	B10
9041	Maintenance Technician I	A07
9042	Maintenance Technician II	A09
9043	Maintenance Technician III	A10
9044	Maintenance Technician IV	A12
9045	Maintenance Technician V	A14
9052	Maintenance Supervisor I	A13
9053	Maintenance Supervisor II	A14
9054	Maintenance Supervisor III	A15
9055	Maintenance Supervisor IV	A16
9056	Maintenance Supervisor V	A17
9060	Electronics Technician I	A15
9062	Electronic Technician II	A17
9305	Transportation Maintenance Specialist I	A14
9306	Transportation Maintenance Specialist II	A15
9307	Transportation Maintenance Specialist III	A16
9308	Transportation Maintenance Specialist IV	A17
9309	Transportation Maintenance Specialist V	A18
9322	Vehicle Driver I	A05
9323	Vehicle Driver II	A07
9324	Vehicle Driver III	A09
9416	Motor Vehicle Technician I	A09
9417	Motor Vehicle Technician II	A11
9418	Motor Vehicle Technician III	A13
9419	Motor Vehicle Technician IV	A15
9512	Machinist I	A13
9514	Machinist II	A15
9624	Aircraft Pilot I	B11

CLASSIFIED POSITIONS FOR THE 2008–09 BIENNIUM
(Continued)

9626	Aircraft Pilot II	B13
9628	Aircraft Pilot III	B15
9636	Aircraft Mechanic	B12
9700	Radio Communications Technician I	A10
9704	Radio Communications Technician II	A12
9706	Radio Communications Technician III	A14
9733	Equipment Maintenance Technician I	A14
9734	Equipment Maintenance Technician II	A16
9802	Electrician I	B06
9804	Electrician II	B08
9806	Electrician III	B10
9812	HVAC Mechanic I	A14
9814	HVAC Mechanic II	A16
9816	HVAC Mechanic III	A18
9901	Public Safety Inspector I	C05
9902	Public Safety Inspector II	C06
9905	Pilot Investigator I	C04
9906	Pilot Investigator II	C05
9907	Pilot Investigator III	C06
9908	Pilot Investigator IV	C07
9920	Trooper Trainee	C01
9922	Probationary Trooper	C02
9928	Trooper	C03
9935	Corporal	C03
9940	Sergeant, Public Safety	C04
9941	Lieutenant, Public Safety	C05
9942	Captain, Public Safety	C06
9943	Assistant Commander, Public Safety	C07
9944	Commander, Public Safety	C08
9945	Major, Public Safety	C08
9950	Agent Trainee	C02
9956	Agent	C03
9960	Sergeant, Alcoholic Beverage	C04
9961	Lieutenant, Alcoholic Beverage	C05
9962	Captain, Alcoholic Beverage	C06
9963	Major, Alcoholic Beverage	C08
9965	Investigator Trainee - Office of the Inspector General	C01
9971	Investigator - Office of the Inspector General	C03
9972	Regional Supervisor - Office of the Inspector General	C04
9973	Regional Manager - Office of the Inspector General	C05
9974	Multi-Regional Administrator - Office of the Inspector General	C06
9975	Chief Inspector – Office of the Inspector General (less than 12 years service)	C07
9976	Chief Inspector - Office of the Inspector General (12 or more years service)	C08
9980	Game Warden Trainee	C01
9981	Probationary Game Warden	C02
9987	Game Warden	C03
9990	Sergeant, Game Warden	C04
9991	Lieutenant, Game Warden	C05
9992	Captain, Game Warden	C06
9993	Assistant Commander, Game Warden	C07
9994	Commander, Game Warden	C08
9995	Major, Game Warden	C08

**SCHEDULE A CLASSIFICATION SALARY SCHEDULE
WITH INCREASE²**

For the Fiscal Year Beginning September 1, 2007

Salary Group	Minimum	Maximum
A2	16,776	21,377
A3	17,508	22,378
A4	18,264	23,404
A5	19,056	24,480
A6	19,932	25,666
A7	20,844	26,914
A8	21,872	28,286
A9	23,046	29,831
A10	24,232	33,264
A11	25,580	35,270
A12	27,001	37,381
A13	28,546	39,662
A14	30,202	42,127
A15	31,972	44,723
A16	33,946	47,529
A17	36,043	50,466
A18	38,351	53,692

**SCHEDULE A CLASSIFICATION SALARY SCHEDULE
WITH INCREASE**

For the Fiscal Year Beginning September 1, 2008

Salary Group	Minimum	Maximum
A2	17,376	21,977
A3	18,108	22,978
A4	18,864	24,004
A5	19,656	25,080
A6	20,532	26,266
A7	21,444	27,514
A8	22,472	28,886
A9	23,646	30,431
A10	24,832	33,929
A11	26,180	35,975
A12	27,601	38,128
A13	29,146	40,455
A14	30,806	42,970
A15	32,611	45,618
A16	34,625	48,480
A17	36,764	51,475
A18	39,118	54,765

² Increase certified by Comptroller on July 10, 2007. See also Section 19.62 of this Article IX.

**SCHEDULE B CLASSIFICATION SALARY SCHEDULE
WITH INCREASE³**

For the Fiscal Year Beginning September 1, 2007

Salary Group	Minimum	Maximum
B1	23,046	31,984
B2	24,232	33,736
B3	25,580	35,768
B4	27,001	37,918
B5	28,546	40,239
B6	30,202	42,730
B7	31,972	45,353
B8	33,946	48,198
B9	36,043	51,174
B10	38,351	58,307
B11	40,790	61,991
B12	43,386	65,951
B13	46,126	70,120
B14	49,089	74,631
B15	52,249	84,241
B16	55,671	89,748
B17	59,290	95,583
B18	63,171	101,837
B19	71,405	115,106
B20	80,767	130,197
B21	102,007	164,444
B22	129,030	208,014

**SCHEDULE B CLASSIFICATION SALARY SCHEDULE
WITH INCREASE**

For the Fiscal Year Beginning September 1, 2008

Salary Group	Minimum	Maximum
B1	23,646	32,624
B2	24,832	34,411
B3	26,180	36,484
B4	27,601	38,677
B5	29,146	41,044
B6	30,806	43,585
B7	32,611	46,260
B8	34,625	49,162
B9	36,764	52,198
B10	39,118	59,473
B11	41,606	63,231
B12	44,254	67,270
B13	47,049	71,523
B14	50,071	76,123
B15	53,294	85,926
B16	56,785	91,543
B17	60,476	97,494
B18	64,435	103,874
B19	72,833	117,408
B20	82,382	132,801
B21	104,048	167,733
B22	131,611	212,174

³ Increase certified by Comptroller on July 10, 2007. See also Section 19.62 of this Article IX.

**SCHEDULE C CLASSIFICATION SALARY SCHEDULE
WITH INCREASE⁴**

For the Fiscal Years Beginning September 1, 2007 and September 1, 2008

Salary Rates

Salary Group	Less than 4 years of Service	≥ 4 Years of Service	≥ 8 Years of Service	≥ 12 Years of Service	≥ 16 Years of Service	≥ 20 Years of Service
C1	\$34,965					
C2	\$38,199					
C3	\$45,100	\$48,908	\$52,666	\$55,112	\$57,733	\$57,733
C4		\$55,616	\$59,374	\$61,664	\$64,285	\$64,285
C5		\$62,292	\$66,082	\$68,216	\$70,837	\$70,837
C6		\$69,035	\$72,790	\$74,768	\$77,389	\$77,389
C7		\$81,554	\$81,757	\$81,757	\$81,757	\$81,757
C8		\$86,026	\$86,125	\$86,125	\$86,125	\$86,125

⁴ Increase certified by Comptroller on July 10, 2007. See also Section 19.61 of this Article IX.

PART 3.

**SALARY ADMINISTRATION
AND OTHER EMPLOYMENT PROVISIONS**

Sec. 3.01. Salary Rates.

- (a) For each fiscal year of the biennium beginning September 1, 2007, annual salary rates for classified positions are as provided by the Classification Salary Schedules of § 2.01.
- (b) In addition to the limits under this Article, the State Classification Office shall review new exempt positions created during the interim and provide recommendations on the appropriate class title and salary group for these positions to the Legislature during the appropriations process.
- (c) There is no authority to grant salary increases as part of the conversion of employees to Salary Schedules A, B, and C, except in the cases of:
 - (1) across-the-board salary increases authorized in this Act; or
 - (2) employees whose positions are reallocated or reclassified in accordance with § § 654.0155, 654.0156, or 659.254, Government Code.
- (d) An employee hired by the State on or after September 1, 2007, including interagency transfers, must be paid at a salary rate that falls within the salary range of the applicable salary group.
- (e) Notwithstanding other provisions in this Act, the Department of Public Safety of the State of Texas may pay its employees classified as Corporal I, II, III, IV, or V, Traffic Law Enforcement, at rates that exceed the maximum rates designated in Salary Schedule C by up to \$600 per fiscal year.
- (f) Employees within the Principals, Teachers, Supervisors, and Coaches title at the Texas School for the Blind and Visually Impaired, the Texas School for the Deaf, and Texas Youth Commission are not subject to the salary administration provisions in Part 3 of this Article.
- (g) Notwithstanding other provisions in this Act, the Department of Public Safety, Department of Criminal Justice, Parks and Wildlife Department, and the Alcoholic Beverage Commission of Texas shall pay its employees classified as commissioned peace officers in Salary Schedule C, salary stipends at rates that exceed the maximum rates designated in Salary Schedule C. Salary stipends shall be paid to commissioned peace officers who achieve certain levels of skill or certifications as approved by the departments. Such skills and certifications shall include:
 - (1) Education Level: \$50 per month for an associate degree, \$100 per month for a bachelor degree, and \$150 per month for a masters degree.
 - (2) Commission on Law Enforcement Officer Standards and Education Certification Level: \$50 per month for intermediate, \$100 per month for advanced, and \$150 per month for masters.
 - (3) Bilingual Capabilities: \$50 per month for the ability to speak a language other than English.

Commissioned peace officers may receive a stipend for education level or certification level, but not both. The agencies shall work with the Comptroller to establish an efficient salary reporting and payment system.

Sec. 3.02. Salary Supplementation. Funds appropriated by this Act to a state agency or to an institution of higher education may not be expended for payment of salary to a person whose classified or exempt salary is being supplemented from other than appropriated funds until a report showing the amount and sources of salary being paid from other sources has been reported to the Secretary of State and Comptroller.

Sec. 3.03. Classified Salary Rates. An agency subject to Part 2 or Part 3 of this Article shall make employments of personnel as provided by the Position Classification Plan including paying salaries at rates within the salary schedules provided by this Article IX.

Sec. 3.04. Salary Limits. For the biennium beginning September 1, 2007, the rate for determining the expenditure limitations for merit salary increases and promotions under § 659.261, Government Code, is not limited by this Act as a percentage of the total amount spent by the agency in the preceding fiscal year for classified salaries.

**SALARY ADMINISTRATION
AND OTHER EMPLOYMENT PROVISIONS**
(Continued)

Sec. 3.05. Scheduled Exempt Positions.

- (a) Except for the positions listed under Subsection (b)(3) or (c)(4), a position listed following an agency’s appropriation in the agency’s “Schedule of Exempt Positions” shall receive compensation at a rate not to exceed the amount indicated in that agency’s “Schedule of Exempt Positions.”
- (b) (1) Notwithstanding the rate listed in an agency’s “Schedule of Exempt Positions,” a position listed in Subsection (b)(3) may receive compensation at a rate set by the Governor in an amount not to exceed the “Maximum Salary” but not less than the “Minimum Salary” for the appropriate group as listed in Subsection (b)(2).
- (2) An exempt position listed in Subsection (b)(3) or (c)(4) for which the term “Group,” followed by an Arabic numeral, is indicated, may receive compensation at a rate within the range indicated below for the respective salary group indicated.

Scheduled Exempt Position Salary Rates

Group	Minimum Salary	Maximum Salary
1	\$ 49,080	\$ 75,828
2	58,092	89,749
3	68,772	106,260
4	81,480	125,880
5	96,468	149,052
6	114,288	214,236

(3)	Agency	Position	Salary Group
	(A) Fire Fighters’ Pension Commissioner:	Commissioner	Group 1;
	(B) Secretary of State:	Secretary of State	Group 4;
	(C) Office of State-Federal Relations:	Executive Director	Group 3;
	(D) Health and Human Services Commission:	Executive Commissioner	Group 6;
	(E) Texas Education Agency:	Commissioner of Education	Group 6;
	(F) Adjutant General’s Department:	Adjutant General	Group 5;
	(G) Texas Department of Criminal Justice:	Presiding Officer, Board of Pardons and Paroles	Group 4;
	(H) Texas Department of Criminal Justice:	Parole Board Members (6)	Group 3;
	(I) Texas Commission on Environmental Quality:	Commissioners (3)	Group 6;
	(J) Texas Department of Housing and Community Affairs:	Executive Director	Group 5;
	(K) Texas Workforce Commission:	Commissioners (2)	Group 5;
	(L) Texas Workforce Commission:	Commission Chair	Group 6;
	(M) State Office of Administrative Hearings:	Chief Administrative Law Judge	Group 5;
	(N) Texas Department of Insurance:	Commissioner of Insurance	Group 6;
	(O) Office of Public Insurance Counsel:	Public Counsel	Group 3;
	(P) Public Utility Commission of Texas:	Commissioners (3)	Group 6;
	(Q) Office of Public Utility Counsel:	Public Counsel	Group 4;
	(R) Bond Review Board: and	Executive Director	Group 3;
	(S) Texas Department of Insurance:	Commissioner of Workers’ Compensation	Group 6.

- (c) (1) Notwithstanding the rate listed in an agency’s “Schedule of Exempt Positions,” an agency whose exempt position listed following the agency’s appropriations in the “Schedule of Exempt of Positions” is listed in Subsection (c)(4) may request to set the rate of compensation provided for the agency’s respective exempt position at an amount not to exceed the “Maximum Salary” but not less than the “Minimum Salary” for the appropriate group as listed in Subsection (b)(2).

**SALARY ADMINISTRATION
AND OTHER EMPLOYMENT PROVISIONS**
(Continued)

- (2) The request submitted by the governing board of the state agency shall include at a minimum:
- (A) The date on which the board approved the request;
 - (B) A statement justifying the need to exceed the limitation; and
 - (C) The source of funds to be used to pay the additional salary amount.
- (3) A proposed rate increase shall be considered to be approved if neither the Legislative Budget Board nor the Governor issues a written disapproval of the proposal not later than:
- (A) the tenth business day after the date the staff of the Legislative Budget Board concludes its review of the proposed rate increase and forwards its review to the Chair of the House Committee on Appropriations, Chair of the Senate Committee on Finance, Speaker of the House, and Lieutenant Governor; and
 - (B) the tenth business day after the receipt of the proposed transfer by the Governor.
- (4)
- | | Agency | Position | Salary Group |
|-----|---|--------------------|--------------|
| (A) | Department of State Health Services | Commissioner | Group 6; |
| (B) | Department of Family and Protective Services | Commissioner | Group 6; |
| (C) | Higher Education Coordinating Board | Commissioner | Group 6; |
| (D) | Department of Aging and Disability Services | Commissioner | Group 6; |
| (E) | Department of Information Resources | Executive Director | Group 6; |
| (F) | Department of Assistive and Rehabilitative Services | Commissioner | Group 5; |
| (G) | Texas Lottery Commission; and | Executive Director | Group 6; |
| (H) | Texas Youth Commission. | Executive Director | Group 6. |
- (d) In addition to all other requirements, any salary increase from appropriated funds within the limits provided by this section and salary increases within the limit established under an agency's bill pattern, must be:
- (1) in writing;
 - (2) signed by the presiding officer of the governing board;
 - (3) submitted to the Governor, the Legislative Budget Board and the Comptroller; and
 - (4) approved by the governing board in a public meeting.
- (e) (1) Each title listed in a "Schedule of Exempt Positions" following an agency's appropriation authorizes one position for the agency unless the title is followed by an Arabic numeral indicating the number of positions authorized or unless the title is followed by "(UL)" which authorizes an unlimited number of positions for such position title.
- (2) The number of authorized positions for a title listed in a "Schedule of Exempt Positions" may be exceeded only:
- (A) for the purpose of hiring a replacement in a key management position as certified by the chief administrator of the agency;
 - (B) if the current incumbent of the position has formally resigned or otherwise announced irrevocable plans to vacate the position;
 - (C) for a period of time not to exceed the equivalent of one month's salary per fiscal year per terminating incumbent (excluding time spent on the payroll for the purpose of exhausting accrued annual leave or state compensatory time); and
 - (D) if exceptions are reported as prescribed for payroll reporting procedures.

Sec. 3.06. **Evening, Night, Weekend Shift Pay: Registered Nurses and Licensed Vocational Nurses.** A state agency may pay an additional evening shift or night shift differential not to exceed 15

SALARY ADMINISTRATION AND OTHER EMPLOYMENT PROVISIONS

(Continued)

percent of the monthly pay rate to registered nurses or licensed vocational nurses who work the 3:00 p.m. to 11:00 p.m. shift, or its equivalent, or who work the 11:00 p.m. to 7:00 a.m. shift, or its equivalent. An additional weekend shift salary differential not to exceed five percent of the monthly pay rate may be paid to registered nurses and licensed vocational nurses. The weekend shift salary differential may be paid to an eligible individual in addition to the evening shift or night shift salary differential.

Sec. 3.07. **Recruitment and Retention Bonuses.** A state agency may pay a bonus to an individual as provided by § 659.262, Government Code.

Sec. 3.08. **Equity Adjustments.**

- (a) A state agency is authorized to adjust the salary rate of an employee whose position is classified under the position classification plan to any rate within the employee's salary group range as necessary to maintain desirable salary relationships:
 - (1) between and among employees of the agency; or
 - (2) between employees of the agency and employees who hold similar positions in the relevant labor market.
- (b) In determining desirable salary relationships under Subsection (a), a state agency shall consider the education, skills, related work experience, length of service, and job performance of agency employees and similar employees in the relevant labor market.
- (c) A state agency may award an equity adjustment to an employee under this section only if:
 - (1) the employee has worked in the employee's current position for not less than six months while maintaining at least a satisfactory level of job performance; and
 - (2) the adjustment does not take effect during the same fiscal year as another equity adjustment made to the employee's salary under this section.
- (d) A state agency shall adopt internal written rules relating to making equity adjustments under this section. The rules shall include procedures under which the agency will review and analyze the salary relationships between agency employees who receive salaries under the same job classification and perform the same type and level of work to determine if inequities exist.

Sec. 3.09. **Classification Study on Scheduled Exempt Positions.** The State Auditor's Office is directed to conduct a study similar to the annual study on the state's classification plan that reviews the compensation of exempt positions in the General Appropriations Act. The study should compare exempt positions from different agencies and take into account the size of an agency's annual appropriations, FTE level, market average compensation for similar executive positions, the exempt position salary as compared to classified positions within the agency, and other objective criteria the Auditor's Office deems appropriate. The study shall be submitted to all members of the Legislature and the director of the Legislative Budget Board no later than September 1, 2008.

PART 4. EMPLOYMENT POLICIES AND PROVISIONS

Sec. 4.01. **Method of Salary Payments.** All annual salaries appropriated by this Act are for full-time employment unless specifically designated as part-time. This section may not be construed to prevent the chief administrator of an agency from paying less than the maximum salary rate specified in this Act for a position, or the employment of a part-time employee to fill a regular position provided for in this Act, so long as the salary rate for such part-time employee is proportional to the regular rate for full-time employment.

Sec. 4.02. **Exception - Contracts Less Than 12 Months.** Facilities of the Texas Youth Commission in Article V or institutions of higher education or the schools for the blind or deaf in Article III of this Act that make contracts for less than a twelve-month period may pay salaries in equal monthly payments for the period of the contract.

Sec. 4.03. **Matching Retirement and Certain Insurance.** In each instance in which an operating fund or account is created and named by statute, the responsible officials of the state may transfer into the operating fund or account sufficient monies from treasury funds, local, institutional, or federal funds to

EMPLOYMENT POLICIES AND PROVISIONS

(Continued)

pay proportionally the costs of matching state employees' retirement contributions and the state's share of Old Age and Survivors Insurance.

PART 5. TRAVEL REGULATIONS

Sec. 5.01. Travel Definitions.

The definitions established by § 660.002, Government Code, apply to Part 5 of this Article, unless another meaning is clearly provided. In Part 5 of this Article:

- (1) "Council of governments" includes:
 - (A) a council of governments created under Chapter 391, Local Government Code;
 - (B) a regional planning commission created under Chapter 391, Local Government Code; or
 - (C) a regional planning agency created under Chapter 391, Local Government Code.
- (2) "State agency" includes the entities within the definition of § 660.002(19), Government Code, and also includes a council of governments, a local workforce development board, or a MHMR community center, that uses funds appropriated by this Act to pay for the transportation, meals, lodging, or other travel expenses of its employees.

Sec. 5.02. General Travel Provisions. The funds appropriated by this Act to a state agency for the payment of transportation, meals, lodging, or incidental expenses is the maximum amount that may be expended by the agency. The funds appropriated by this Act may not be expended for those expenses unless the travel and the resulting requests for payment or reimbursement comply with the conditions and limitations in this Act, Chapter 660, Government Code, and the Comptroller's Rules.

Sec. 5.03. Failure to Comply.

- (a) If the State Auditor determines that the travel for which payment was made out of appropriated funds is not in compliance with Chapter 660, Government Code, the State Auditor shall so certify to the Comptroller. The Comptroller shall reduce the appropriation of the state agency that paid the travel expenses by an amount equal to the entire amount paid by the state agency for that individual for that travel occurrence.
- (b) The Comptroller shall prepare an annual report indicating the appropriation reductions, by state agency, made pursuant to this section for the previous fiscal year. The Comptroller shall submit the report to the Legislative Budget Board not later than December 1.

Sec. 5.04. Transportation Expenses. For a state employee's use of a personally owned or leased motor vehicle, the mileage reimbursement rate for travel equals the maximum fixed mileage allowance specified in the revenue rulings issued by the Internal Revenue Service under the federal income tax regulations as announced by the Comptroller.

Sec. 5.05. Transportation in Personally Owned or Leased Aircraft.

- (a) The rate of reimbursement to be paid to a key official, member of a board, commission, or a member of the Legislature for travel in the person's personally owned or leased aircraft, either within or without the boundaries of this state, is the maximum fixed mileage allowance specified in the revenue rulings issued by the Internal Revenue Service under the federal income tax regulations or alternatively as determined by the Comptroller the rates adopted by the United States Administrator of General Services as announced by the Comptroller.
- (b) The rate of reimbursement for a state employee when the employee travels in the employee's personally owned or leased aircraft, either within or without the boundaries of this state, is:
 - (1) 40 cents per highway mile when traveling in single-engine aircraft; or
 - (2) 50 cents per highway mile when traveling in twin-engine, turbine-powered, or other aircraft.

TRAVEL REGULATIONS

(Continued)

Sec. 5.06. Travel Meals and Lodging Expenses.

- (a) A state employee who travels within this state shall be reimbursed for the actual cost of lodging and meals. However, the reimbursements may not exceed \$85 per day per location for lodging and \$36 per day for meals.
- (b) At the discretion of each chief administrator of a state agency, a state employee whose duties require the employee to travel outside the employee's designated headquarters without an overnight stay away from the employee's headquarters may be reimbursed for the actual cost of the employee's meals not to exceed \$36.
- (c) A state employee who travels outside of this state but within the continental United States shall be reimbursed for the employee's actual expenses for lodging and meals. However, the reimbursement may not exceed the maximum out-of-state meals and lodging rates, based on the federal travel regulations, issued by the Comptroller unless the agency head or the designee of the agency head determines that local conditions necessitate a change in the lodging rate for a particular location. If an employee travels to a location where an allowance has not been set by the Comptroller, the Comptroller shall establish a rate for that location.
- (d) A state employee may receive reimbursements for the employee's actual expenses for meals and lodging when traveling outside the continental United States.
- (e) A state agency or institution may reimburse a state employee for a meal expense the employee incurs while traveling outside the employee's designated headquarters for less than six consecutive hours if the reimbursement:
 - (1) receives the written approval by the chief administrator of the state agency or institution;
 - (2) meets the rules adopted by the Comptroller regarding reimbursement for traveling outside the employee's designated headquarters for less than six consecutive hours; and
 - (3) complies with § 660.206, Government Code.

Sec. 5.07. Special Provisions Regarding Travel Expenses. Reimbursement for meals and lodging as authorized by Subchapter H, Chapter 660, Government Code, on an "actual expenses" or "actual amount of" basis may not exceed twice the maximum rates specified in § 5.06 of this Article.

Sec. 5.08. Limitation on Travel Expenditures.

- (a) In this section "travel" refers only to travel outside the state of Texas, except as provided by Subsection (k) of this section.
- (b)
 - (1) None of the funds appropriated by this Act may be expended, without the prior approval of the Legislative Budget Board, for travel purposes if such expenditure would cause the agency's or institution's travel expenditures for that fiscal year to exceed the greatest of:
 - (A) 125 percent of that agency's or institution's fiscal year 2000 amount of travel expenditures; or
 - (B) 100 percent of that agency's or institution's fiscal year 2000 amount of travel expenditures plus \$10,000; or
 - (C) 100 percent of that agency's or institution's fiscal year 2000 amount of travel expenditures plus any excess travel expenditure amounts approved by waiver.
 - (2) The general limitations provided by this subsection apply in addition to the limits of any additional agency specific limitation.
 - (3) In the event that a state agency or institution had, as determined by the Comptroller, no expenditures for travel outside the state of Texas during fiscal year 2000, the general limitations provided by Subsection (b)(1) shall not apply, but out-of-state travel spending may not exceed in either year of the biennium the amount spent for that purpose in the last state fiscal year in which out-of-state travel occurred.

TRAVEL REGULATIONS

(Continued)

- (c) The Legislative Budget Board may consider requests from agencies which demonstrate circumstances which would make such reductions in actual travel impractical or inefficient in accomplishing the goals and strategies contained in their appropriations pattern. Such circumstances may include: new or expanded programs, law enforcement, tax collection activities, statutorily mandated travel, or other pressing public purposes.
- (d) The Comptroller shall prescribe accounting procedures and reporting requirements to administer this section and to ensure that expenditures for travel by all state agencies and institutions of higher education are properly reported and monitored.
- (e)
 - (1) Upon notification by the Comptroller that a state agency or institution of higher education has exceeded the travel cap limit as specified in Subsection (b) of this section for two consecutive fiscal years without the written approval of the Legislative Budget Board, the state agency or institution of higher education may not pay or reimburse with funds appropriated by this Act, a travel expense for travel to conventions, conferences, or seminars except as provided by this Subsection (e).
 - (2) The Comptroller may allow a state agency or institution of higher education to reimburse or pay a travel expense incurred by an employee on or after the date the agency or institution receives notice of its exceeding the limits if:
 - (A) the expense is incurred while the employee is returning to the employee's designated headquarters;
 - (B) the reimbursement or payment is necessary to prevent unreasonable hardship to the employee; or
 - (C) the expense is incurred while the employee is completing official state business that the agency or institution deems critical to fulfillment of the agency's or institution's constitutional or statutory duties.
 - (3) The Comptroller shall notify the Legislative Budget Board if the Comptroller allows such a payment or reimbursement. The notification must include the reason that the payment or reimbursement is allowed. The Legislative Budget Board may then direct the Comptroller to reduce the agency's or institution's appropriation by the amount of the payment or reimbursement if in the Legislative Budget Board's opinion the payment was the result of an agency failing to comply with the notification by the Comptroller.
- (f) All documents filed by an appointed officer under this section are public information. In this section, the term "public information" has the meaning provided by Chapter 552, Government Code.
- (g) In this section "appointed officer" includes all persons included under the definition provided by Chapter 572, Government Code, except that for the purposes of the definition of "appointed officer," the term "state agency" also includes a council of governments, a local workforce development board, or a mental health mental retardation community center that uses funds appropriated by this Act to pay for the transportation, meals, lodging, or other travel expenses of its employees or officials. For the purpose of this provision, the term "council of governments" shall include a council of governments, a regional planning commission, or similar regional planning agency created under Chapter 391, Local Government Code.
- (h) An appointed officer may not receive reimbursement from funds appropriated by this Act for expenses related to travel before filing with the Texas Ethics Commission copies of all documents that will be submitted to the Comptroller and Legislative Budget Board in support of the travel expense claim.
- (i) Funds appropriated by this Act may not be used to pay expenses for a trip to foreign countries, except for Canada or Mexico, unless the board or commission of each state agency and institution of higher education has approved the travel before departure. A copy of the approval must be attached to each travel voucher submitted to the Comptroller. By October 1 of each year, each agency and institution of higher education must submit a report on all foreign travel with required approvals to the Governor and the Legislative Budget Board.

TRAVEL REGULATIONS

(Continued)

- (j) In implementing this rider, state agencies shall review their travel policies in order to ensure that travel which is critical to the delivery of services consistent with the mission of the agency is not affected.
- (k) Travel expenses incurred within the Washington, D.C. area by the Office of State-Federal Relations (OSFR) and by state agencies and institutions of higher education that are represented by their employees in the Washington, D.C. office of OSFR shall be considered in-state travel for the purpose of calculating the agencies' compliance with out-of-state travel limitation provisions.

Sec. 5.09. Travel and Per Diem of Board or Commission Members.

- (a) As authorized by § 659.032, Government Code, the per diem of state board and commission members consists of:
 - (1) compensatory per diem, if specifically authorized by law, at \$30 per day; and
 - (2) at the rates provided by this Act for state employees, expense per diem, which includes:
 - (A) reimbursement of actual expenses for meals, at the rates provided by this Act for state employees;
 - (B) lodging at the rates provided by this Act for state employees;
 - (C) transportation at the rates provided by this Act for state employees; and
 - (D) incidental expenses.
- (b) If a law enacted after former Article 6813f, VTCS, (September 1, 1983), authorizes per diem for members of a particular state board or commission, but does not specify the amount of the per diem, then the amount of the per diem is the amount provided by Subsection (a).
- (c) A full-time employee paid from funds appropriated by this Act may not be paid both a salary and compensatory per diem for concurrent service as a state employee and as a board or commission member.

Sec. 5.10. Travel of Advisory Committee Members.

- (a) For the purpose of this section, the term "advisory committee" has the meaning assigned by § 2110.001, Government Code.
- (b) In addition to the limits placed on reimbursement of advisory committee member expenses by this section and to the extent not otherwise limited by this Act or other law, a member of a state agency advisory committee may be reimbursed, at the rates specified in this Act for a state employee, for actual expenses for meals, lodging, transportation, and incidental expenses.
- (c) The funds appropriated by this Act may not be expended to reimburse a member of a state agency advisory committee for expenses associated with conducting committee business, including travel expenses, unless the expenditures for an advisory committee are within the limits provided by this section and other law and are:
 - (1) specifically authorized by this Act; or
 - (2) approved by the Governor and the Legislative Budget Board subsequent to the effective date of this Act.
- (d) The limitations provided by this section do not apply to an advisory committee established by the governing board of a retirement system trust fund.
- (e) The limitations provided by this section apply only to an advisory committee that is subject to Chapter 2110, Government Code.
- (f) Unless otherwise specifically provided for in this Act or by the written authorization of the Legislative Budget Board and Governor, and pursuant to Government Code, § 2110.004, total amounts expended in each fiscal year of the biennium for reimbursement of expenses for an advisory committee authorized to be reimbursed elsewhere in this Act by agencies and institutions, out of funds appropriated to those entities, may not exceed one hundred and twenty-

TRAVEL REGULATIONS (Continued)

five percent (125%) of total expenditures for reimbursement of the same advisory committee by the agency or institution in fiscal year 2003.

PART 6. GENERAL LIMITATIONS ON EXPENDITURES

Sec. 6.01. **Definitions.** In this Act “unexpended balance” or the abbreviation “UB” means the unobligated balance remaining in an appropriation, i.e., only that part of an appropriation, if any, that has not been set apart by the incurring of an obligation, commitment, or indebtedness by the state agency authorized to spend the appropriation. A reference in this Act to “unexpended balance” or “UB” is a reference to the unobligated balance of an amount appropriated by this Act for the fiscal year ending August 31, 2008, unless another meaning is clearly indicated.

Sec. 6.02. **Interpretation of Estimates.** In the event the amounts of federal funds, local funds, or funds other than appropriations from the General Revenue Fund, have been estimated in this Act in sums greater than are actually received by the respective agencies of the state, this Act may not be construed as appropriating additional funds from General Revenue to make up such differences. Wherever the language of this Act appropriates all receipts or balances from a specified source but uses an estimated amount to inform the Legislature and the public, the estimated figure is not to be construed as a limitation on the amount appropriated.

Sec. 6.03. **Excess Obligations Prohibited.**

- (a) An agency specified in this Act may not incur an obligation in excess of the amounts appropriated to it for the respective objects or purposes named.
- (b)⁵ As a specific exception to Subsection (a) the Comptroller of Public Accounts may determine that a proposed installment purchase arrangement is cost effective and certify this finding in response to an agency request.
- (c) A determination made by the Comptroller of Public Accounts under Subsection (b) may be made for obligations incurred for the purchase or lease of automated information system equipment only if the agency has on file with the Legislative Budget Board a Biennial Operating Plan, including any amendments to the Biennial Operating Plan, and the plan has been approved by the Legislative Budget Board.
- (d) If this section is violated, the State Auditor shall certify the fact of the violation and the amount of over-obligation to the Comptroller, and the Comptroller shall deduct an amount equivalent to the over-obligation from the salary or other compensation due the responsible disbursing or requisitioning officer or employee, and apply the amount to the payment of the obligation.
- (e) This provision is specified pursuant to § 10, Article XVI, Texas Constitution.

Sec. 6.04. **Interpretation of Legislative Intent.** Funds appropriated by this Act shall be expended, as nearly as practicable, for the purposes for which appropriated. In the event an agency cannot determine legislative purpose from the pattern of appropriations, the agency shall seek to determine that purpose from the proceedings of the legislative committees responsible for proposing appropriations for this state.

Sec. 6.05. **Comptroller’s Duty to Pay.** The Comptroller may not refuse to pass for payment a legal claim, factually justified, for which a valid appropriation has been made.

Sec. 6.06. **Last Quarter Expenditures.**

- (a) A state agency or other governmental unit using funds appropriated by this Act may not expend during the last quarter of a fiscal year more than one-third of the funds appropriated for that fiscal year.
- (b) Specifically exempted from Subsection (a) are:
 - (1) expenditures contracted for in previous quarters;
 - (2) funds required by statute, rule or regulation to be expended on a different time frame;

⁵ Rider modified to reflect the transfer of the procurement program from the Texas Facilities Commission (formerly the Texas Building and Procurement Commission) to the Comptroller of Public Accounts by HB 3560, 80th Legislature, Regular Session.

GENERAL LIMITATIONS ON EXPENDITURES

(Continued)

- (3) seasonal employment of personnel;
 - (4) construction contracts;
 - (5) contracts dealing with purchases of food, medicines, or drugs;
 - (6) expenditures related to the Children with Special Health Care Needs program operated by the Department of State Health Services; and
 - (7) expenditures occasioned by disaster or other Act of God.
- (c) The funds exempted, under Subsection (b) may not be considered in the computation of the total funds appropriated in a fiscal year for the purpose of applying Subsection (a).

Sec. 6.07. Employee Benefit and Debt Service Items.

- (a) Funds appropriated in the various Articles of this Act for “Employees Retirement System,” “Social Security State Match,” “Benefit Replacement Pay,” “Texas Public Finance Authority-G.O. Bond Debt Service Payments,” and “Lease-Payments to the Texas Public Finance Authority” may be transferred between Articles to a like appropriation item without limitation as to the amount of such transfer.
- (b) An agency to which an appropriation listed under Subsection (a) is made may pool such appropriations, made in the various Articles for a common purpose, into a single cost pool for the purpose of administering the appropriation.

Sec. 6.08. Benefits Paid Proportional by Fund.

- (a) Unless otherwise provided, in order to maximize balances in the General Revenue Fund, payment for benefits paid from appropriated funds, including “local funds” and “education and general funds” as defined in § 51.009 (a) and (c), Education Code, shall be proportional to the source of funds.
- (b) Unless otherwise specifically authorized by this Act, the funds appropriated by this Act out of the General Revenue Fund may not be expended for employee benefit costs, or other indirect costs, associated with the payment of salaries or wages, if the salaries or wages are paid from a source other than the General Revenue Fund. Payments for employee benefit costs for salaries and wages paid from sources, including payments received pursuant to interagency agreements or as contract receipts, other than the General Revenue Fund shall be made in proportion to the source of funds from which the respective salary or wage is paid or, if the Comptroller determines that achieving proportionality at the time the payment is made would be impractical or inefficient, then the General Revenue Fund shall be reimbursed for any such payment made out of the General Revenue Fund.
- (c) The Comptroller, after consulting with the Legislative Budget Board and the State Auditor’s Office, shall develop rules to provide for the administration of this section.
- (d) Each agency or institution of higher education (including a community or junior college) having General Revenue Fund appropriations and other sources of financing shall file with the Comptroller and the State Auditor a report demonstrating proportionality. The report shall be filed before November 20th following the close of the fiscal year for the salaries, wages, and benefits of the preceding year ended August 31. The report shall be in a format prescribed by the Comptroller in collaboration with the Legislative Budget Board and the State Auditor’s Office. The State Auditor shall at least biennially review agency and institution (including a community or junior college) compliance with the requirements of this section if the agency or institution (including a community or junior college) receives funds appropriated under Articles II, III, or VI of this Act. The Comptroller, on receipt of notification from the State Auditor of amounts disproportionately paid from General Revenue Fund appropriations, shall reduce current year General Revenue Fund appropriations of the agency or institution until such time as such amounts are repaid from sources other than the General Revenue Fund.

Sec. 6.09. Appropriations from Special Funds. Notwithstanding other provisions of this Act, appropriation amounts from special funds or special accounts in the General Revenue Fund are specifically limited to amounts not to exceed the actual balances and revenues available to each such fund or account.

GENERAL LIMITATIONS ON EXPENDITURES

(Continued)

Sec. 6.10. Limitation on State Employment Levels.

- (a) Without the written approval of the Governor and the Legislative Budget Board, a state agency or institution of higher education may not use funds appropriated by this Act to pay all or part of the salaries or benefits of a number of employees which would cause the number of full-time equivalent employees (FTEs) paid from funds appropriated by this Act by the state agency or institution of higher education for a fiscal quarter to exceed the figure indicated by this Act for that state agency or institution.
- (b) A request by a state agency or institution of higher education to exceed or reduce the FTE limitations established by this section must be submitted by the governing board of the state agency or institution of higher education and must include at a minimum:
 - (1) the date on which the board approved the request;
 - (2) a statement justifying the need to exceed or reduce the limitation;
 - (3) the source of funds to be used to pay any additional salaries; and
 - (4) an explanation as to why the functions of any proposed additional FTEs cannot be performed within current staffing levels.
- (c) For the purpose of Subsection (a), the number of FTEs employed by a state agency (not including an institution of higher education or an affiliated entity, the State Preservation Board, Parks and Wildlife Department, Texas School for the Blind and Visually Impaired, Texas School for the Deaf, and Texas Commission on Environmental Quality) for a fiscal quarter:
 - (1) shall be determined in accordance with the report filed pursuant to § 2052.103, Government Code;
 - (2) shall include only employees paid with funds appropriated through this Act;
 - (3) shall not include overtime hours; and
 - (4) shall include a position filled by temporary or contract workers for more than half of the work days of the year preceding the final day of the reporting period. Temporary or contract workers shall include workers employed under contract to fill specific positions customarily filled by state employees. The State Auditor is authorized to provide interpretations of this provision.
- (d) For the purpose of Subsection (a), the number of FTEs employed by the State Preservation Board, Texas Commission on Environmental Quality, the Parks and Wildlife Department, the Texas School for the Blind and Visually Impaired, the Texas School for the Deaf, or an institution of higher education or an affiliated entity, for a fiscal year:
 - (1) shall be determined in accordance with the reports filed pursuant to § 2052.103, Government Code;
 - (2) shall be an average of the four reports filed for that fiscal year;
 - (3) shall include only employees paid with funds appropriated through this Act;
 - (4) shall not include overtime hours; and
 - (5) shall include a position filled by temporary or contract workers for more than half of the work days of the year preceding the final day of the reporting period. Temporary or contract workers shall include workers employed under contract to fill specific positions customarily filled by state employees. The State Auditor is authorized to provide interpretations of this provision.
- (e) This section shall not apply to appropriations made by this Act to the:
 - (1) Office of the Governor; or
 - (2) Comptroller when that agency has determined by a cost/benefit analysis that an outsourcing or contracting arrangement provides savings to this State.

GENERAL LIMITATIONS ON EXPENDITURES

(Continued)

- (f) The limitations on FTEs under this section do not apply to a state agency or institution in instances of employment, including employment of temporary or contract workers, directly associated with events declared disasters by the Governor. Each state agency or institution shall annually notify the State Auditor, Comptroller, Legislative Budget Board, and Governor of FTEs exempted under this section.
- (g)
 - (1) The limitations on FTEs under this section do not apply to a state agency or institution in an instance of employment, including employment of a temporary or contract worker, if the FTEs associated with that project are not included in the number of FTEs allowed in the agency's bill pattern and the employees are associated with:
 - (A) implementation of a new, unanticipated project that is 100 percent federally funded; or
 - (B) the unanticipated expansion of an existing project that is 100 percent federally funded.
 - (2) With regard to the exemption from the FTE limitations provided by this Subsection (g), a state agency or institution is exempt from the FTE limitations only for the duration of the federal funding for the employment related to the project and all salaries, benefits, and other expenses incurred related to employment must be paid from federal funds.
 - (3) This Subsection (g) does not exempt any employees associated with existing projects that are 100 percent federally funded and included in the number of FTEs allowed in the agency's bill pattern.
 - (4) Each state agency or institution shall notify the State Auditor, Comptroller, Legislative Budget Board, and Governor of FTEs exempted under this Subsection (g).
- (h) If a program is transferred from a state agency or institution of higher education, then at any time during the biennium, the Legislative Budget Board and the Governor may agree to reduce the number of FTEs paid from funds appropriated by this Act by the state agency or institution of higher education for one or more fiscal quarters to a figure below that indicated by this Act for that agency or institution.

Sec. 6.11. **Purchases of Postage.**

- (a) If the expenditures for postage by an agency, other than the Legislature or an institution of higher education, exceed \$4,000 for a fiscal year, the agency shall purchase postage only in accordance with § 2113.103(c), Government Code.
- (b) The amount received by an agency as a refund of postage used by the agency shall be deposited in the fund to the credit of the appropriation from which postage for the agency is paid and is hereby appropriated to the agency for postage use.

Sec. 6.12. **Construction Policy.** A state entity receiving an appropriation under this Act may not establish a rule or policy that is inconsistent with the legislative intent that funds appropriated by this Act for construction projects be expended only pursuant to state entity policies that provide the greatest competitive advantage to the state allowable under Chapter 2258, Government Code.

Sec. 6.13. **Expenditures for State-Federal Relations.**

- (a) Funds appropriated by this Act may not be spent by a state agency to carry on functions for which funds have been appropriated to the Office of State-Federal Relations to perform except when an interagency contract has been executed between the Office of State-Federal Relations and the state agency.
- (b) Prior to travel to the Washington, D.C. area, including any trip with a destination to the Reagan-National, Dulles, or Baltimore Washington International airports, state agency personnel shall inform the Office of State-Federal Relations regarding:
 - (1) the timing of the trip;
 - (2) the purpose of the trip; and

GENERAL LIMITATIONS ON EXPENDITURES

(Continued)

- (3) the name of a contact person for additional information.
- (c) Under Subsection (b) the term “travel” is limited to only activities:
 - (1) involving obtaining or spending federal funds; or
 - (2) impacting federal policies.

Sec. 6.14. Research Policy.

- (a) An agency may not expend any funds appropriated by this Act for research projects of any type until the agency has adopted and filed with the Legislative Budget Board a policy that clearly establishes and protects the property rights of the state with regard to any patentable product, process, or idea that might result from such research.
- (b) In order to avoid duplication, a state agency, excluding an institution of higher education, may not expend funds appropriated by this Act to conduct or support policy research on a subject within the statutory jurisdiction of another agency without providing prior written notification, to the agency that has the statutory jurisdiction, concerning a work plan and the coordination of resources.

Sec. 6.15. Performance Rewards and Penalties.

- (a) It is the intent of the Legislature that appropriations made by this Act be utilized in the most efficient and effective manner possible to achieve the intended mission of each state agency and institution. In order to achieve the objectives and service standards established by this Act, agencies and institutions shall make every effort to attain the designated key performance target levels associated with each item of appropriation.
- (b) To support and encourage the achievement and maintenance of these appropriated annual performance levels, continued expenditure of any appropriations in this Act shall be contingent upon compliance with the following provisions:
 - (1) Agencies and institutions, in coordination with the Legislative Budget Board, shall establish performance milestones for achieving targets within each annual budget and performance period; time frames for these milestones and the related performance reporting schedule shall be under guidelines developed by the Legislative Budget Board.
 - (2) Agencies and institutions shall provide testimony as to the reasons for any performance variances to the Senate Finance Committee and the House Appropriations Committee, as determined to be necessary by those committees; assessments of agency and institution performance shall be provided to the committees under guidelines and procedures developed by the Legislative Budget Board.
- (c) Upon a finding that an agency or institution has successfully met or exceeded performance expectations, or has failed to achieve expected performance levels, the Legislative Budget Board, and the Governor, may adopt a budget execution order, which may include but is not limited to, one or more of the following:
 - (1) Positive Incentives/Rewards - Increased funding, exemption from reporting requirements, increased funding transferability, formalized recognition or accolade, awards or bonuses, expanded responsibility, or expanded contracting authority; or
 - (2) Negative Incentives/Redirection - Evaluation of outcome variances for remedial plan, reduction of funding, elimination of funding, restriction of funding, withholding of funding, reduction of funding transferability, transfer of functional responsibility to other entity, recommendation for placement in conservatorship, direction that a management audit be conducted or direction that other remedial or corrective actions be implemented.
 - (3) The Legislative Budget Board may develop rules and procedures for the implementation of the above provisions.
 - (4) The Legislative Budget Board may request comments from the State Auditor’s Office regarding performance penalties and rewards.

GENERAL LIMITATIONS ON EXPENDITURES

(Continued)

- (d) To further foster, support, and reward outstanding performance, ongoing productivity improvements and innovative improvement programs, and to retain key high performing employees, qualified state agencies and institutions may expend amounts necessary from funds appropriated in this Act for the purposes of enhancing compensation for employees who directly contributed to such improvements. Only classified employees (including classified employees of institutions of higher education) are eligible for enhanced compensation, and this award shall not exceed 6.8 percent of an employee's annual base pay. To be eligible for this provision, an agency or institution must:
 - (1) Achieve or exceed targets for 80 percent of the established key performance measures:
 - (A) For fiscal year 2008, eligibility shall be determined by the Legislative Budget Board based on performance reported to the Automated Budgeting and Evaluation System of Texas (ABEST) for fiscal year 2007;
 - (B) For fiscal year 2009, eligibility shall be determined by the Legislative Budget Board based on performance reported to ABEST for fiscal year 2008; and
 - (2) Have an unqualified certification for at least 70 percent of its performance measures as shown by its most recent certification review by the State Auditor's Office; and
 - (3) File a report with the Comptroller, Legislative Budget Board, Governor, House Appropriations Committee, and Senate Finance Committee describing the success of the innovative program and criteria used to assess the improvements; and
 - (4) Sixty days prior to implementation file a report with the Comptroller, Legislative Budget Board, Governor, House Appropriations Committee, and Senate Finance Committee describing in detail how the agency intends to use this flexibility to further the goals of this section.

Sec. 6.16. **Bookkeeping Entries.** Should clerical or bookkeeping errors result in any monies being expended, transferred, or deposited into incorrect funds in or with the state treasury or any monies being cleared from a trust and suspense fund to other than the proper fund, such erroneously expended, transferred, deposited, or cleared monies may be transferred to the correct funds or accounts or trust and suspense account within the state treasury on request of the administering department with the concurrence of the Comptroller, and so much as is necessary for said transfer is hereby appropriated.

Sec. 6.17. **Accounting for State Expenditures.**

- (a) Notwithstanding the various patterns of appropriation established in this Act, the Comptroller shall account for the expenditure of funds appropriated by this Act in a manner that allows for the reporting of expenditures attributable to each strategy in each agency's respective Strategic Planning and Budget Structure as approved by the Governor and the Legislative Budget Board. The information shall be recorded and maintained systematically in the state accounting system in a manner that provides for the integration of the state's budget data and the state's accounting data and to facilitate the state's budget development process.
- (b) This section does not require the deposit into and subsequent disbursement of funds from the state treasury that relate to Texas Public Education Grants, Skiles Act Debt Service, or "local funds" defined in § 51.009, Education Code, except for tuition and lab fees.

Sec. 6.18. **Fee Increase Notification.** None of the funds appropriated by this Act may be expended by an agency which increases the rate of a fee assessed by that agency unless the agency provides a notice to the payer of the fee that the fee rate was set by the agency or its governing board and not mandated by the Legislature.

Sec. 6.19. **Consolidated Funds.** Contingent on the enactment of legislation relating to the dedication of funds, the Comptroller, on approval of the Legislative Budget Board, may change an applicable agency's method of financing source name as provided in this Act to reflect changes made by the other legislation that affects the status of the funding source. No change in the amount of the appropriation would be affected by this change.

Sec. 6.20. **Demographic and Statistical Studies.** Before expending funds appropriated by the Act for the purpose of contracting for a consultant or other private assistance in performing a study required by the Legislature that includes statistical or demographic analysis of data, the agency conducting the study

GENERAL LIMITATIONS ON EXPENDITURES

(Continued)

shall determine if the resources of the Texas Legislative Council or the Office of the State Demographer and the Texas State Data Center at The University of Texas at San Antonio are available to assist the agency in designing or conducting that component of the study.

Sec. 6.21. **Cost Allocations.** For the purpose of more effective and efficient identification and allocation of costs, and to effect timely payments to employees and vendors, agencies may temporarily charge salary and/or operating costs to appropriations most applicable for the expense being incurred. Upon receipt of more specific information such as personnel-time allocation information for payrolls, or allocation of office supplies or other goods and services, agencies may reimburse the original paying appropriations by transfer from the appropriation to which the expenditure should have been charged. Such transfers must be accomplished within twelve months in a manner which records appropriate expenditures to the borrowing appropriation and negative expenditures to the lending appropriation. These transfers may be in summary amounts in a manner approved by the Comptroller. Each agency must maintain adequate detailed records to support summary transfer amounts.

Sec. 6.22. **Use of Appropriations to Contract for Audits.**

- (a) Notwithstanding any other law, or other sections of this Act, none of the funds appropriated in this Act shall be used by the agencies or institutions of higher education to enter into a contract with an independent audit entity for audit services, except as specified by this section.
- (b) An agency or institution appropriated funds in this Act may use funds appropriated in this Act to:
 - (1) Enter into an interagency contract with the State Auditor's Office (SAO) for the SAO to provide audit services to the agency or institution. At the discretion of the State Auditor and the Legislative Audit Committee, the SAO may conduct the audit or the SAO may enter into a contract with an independent audit entity to conduct the audit; or
 - (2) Enter into a contract with an independent audit entity for the provision of audit services pursuant to Section 321.020, Government Code, if:
 - (A) the SAO has reviewed the scope of the proposed audit and has issued a written approval for the scope of the proposed audit, and
 - (B) the SAO has delegated the authority to enter into the proposed audit to the agency or institution, in the event the agency or institution does not have a specific statutory delegation of authority to enter into a contract for audit services.

Sec. 6.23. **Restriction on Expenditures for Lobbying Activities.**

- (a) Except as provided by Subsection (b) of this section, none of the funds appropriated under this Act may be used to compensate a lobbyist registered under Chapter 305, Government Code, for engaging in lobbying activities.
- (b) Subsection (a) of this section does not apply to the payment of compensation to a person employed by a state agency or institution.

Sec. 6.24. **Political Aid and Legislative Influence Prohibited.** The funds appropriated by this Act, regardless of source or character, may not be expended except in compliance with Chapter 556, Government Code.

Sec. 6.25. **Limitations on Use of Appropriated Funds.** Funds appropriated by this Act, other than those appropriated to an institution of higher education, may be expended only for items set out in the expenditure classifications of the Comptroller's Manual of Accounts insofar that an agency expending the appropriated funds has existing statutory authority for making the expenditures and the expenditures are not otherwise limited or prohibited in this Act.

Sec. 6.26. **Definition, Appropriation, Reporting and Audit of Earned Federal Funds.**

- (a) Definition. Earned Federal Funds are defined as all monies received in connection with each entitlement period of a federally funded contract, grant or program, excluding reimbursements under Section 8.02(c) of this Article which are not required by the governing agreement to be distributed thereon. Typically, EFF arise from recoveries of costs previously paid from a nonfederal fund source, indirect cost allocations, interest earned on federal funds, and minor sources such as the sale of fixed assets purchased with federal funds. These funds are received in

GENERAL LIMITATIONS ON EXPENDITURES

(Continued)

connection with a federally funded program but are not required by the governing agreement to be distributed on that program. For state accounting purposes, Earned Federal Funds are defined as revenues collected and deposited into the state General Revenue Fund (70000) as Comptroller revenue object codes 3702, 3726, 3750, 3773, 3851, and 3971.

- (b) Collected Revenue. General Revenue in the amounts specified by year below is appropriated in agency bill patterns elsewhere in this Act and is contingent on collection of Earned Federal Fund revenues by the following agencies:

	2008	2009
Article I: General Government		
Attorney General	\$8,700,000	\$8,700,000
Trusted Programs of the Governor	926,250	926,250
Library & Archives Commission	110,630	110,630
Article II: Health and Human Services		
Department of Aging and Disability Services	\$7,598,314	\$7,392,172
Department of Assistive and Rehabilitative Services	3,400,000	3,400,000
Department of Family and Protective Services	1,146,989	1,125,374
Department of State Health Services	6,000,000	6,000,000
Health and Human Services Commission	6,456,635	6,456,633
Article III: Education		
Texas Education Agency	\$1,800,000	\$1,800,000
Higher Education Coordinating Board	447,370	447,370
Article V: Public Safety and Criminal Justice		
Adjutant General's Department	\$57,000	\$57,000
Department of Public Safety	389,000	389,000
Youth Commission	85,000	85,000
Article VI: Natural Resources		
Department of Agriculture	\$1,845,527	\$1,845,529
Animal Health Commission	106,313	106,313
Commission on Environmental Quality	4,821,000	4,805,000
Parks and Wildlife Commission	225,000	225,000
Railroad Commission	903,112	903,112
Water Development Board	102,723	102,796
Article VII: Business and Economic Development		
Housing and Community Affairs	\$1,100,000	\$1,100,000
Office of Rural Community Affairs	222,814	222,814
Workforce Commission	475,000	475,000
Article VIII: Regulatory		
Department of Insurance	\$285,024	\$286,366
Total, General Revenue in Lieu of Earned Federal Funds	\$47,203,701	\$46,961,359

- (c) Reporting and Appropriation. On a quarterly basis, the Comptroller shall notify the Legislative Budget Board and Governor of the Earned Federal Funds (EFF) amounts deposited by agency. In the event that an agency specified above collects and deposits more EFF than identified above in fiscal year 2008, the agency is hereby appropriated the additional amounts subject to the following conditions:

- (1) At least 30 days prior to budgeting or expending the EFF above the 2008 level above, the agency shall report the anticipated amounts and proposed use of these funds to the Legislative Budget Board.
- (2) Notification shall include information regarding the need that will be served with the additional revenue.
- (3) Notification shall also identify the impact on established performance targets, measures, capital budget authority, and full-time-equivalent positions.

- (d) Reporting and Appropriation. Subsection (c) authority and requirements shall also apply to fiscal year 2009.

- (e) No Unexpended Balance Authority from Fiscal Year 2007 for Agencies. The amounts of General Revenue above for all listed agencies exclude any unexpended balances of EFF that remain on

GENERAL LIMITATIONS ON EXPENDITURES (Continued)

August 31, 2007. It is assumed that any remaining balances of EFF on August 31, 2007, lapse to the General Revenue Fund.

- (f) Unexpended Balance Authority Between Years of the 2008–09 Biennium. Any EFF balances in excess of the amounts identified in Subsection (b) or any balance remaining from the amounts identified in Subsection (b) on August 31, 2008 may be carried forward into fiscal year 2009.
- (g) Benefits Proportional if Used for Salaries. Revenues collected as Earned Federal Funds as authorized and generated by each of the agencies above cover, at a minimum, the cost of the General Revenue appropriations specified above and any associated employee benefits in the event that these revenues are used to pay salaries.
- (h) Federal Monies Collected for Post-retirement Health Care. Federal monies collected for post-retirement health care costs shall be deposited as unappropriated general revenue and are not eligible for appropriation by this provision.
- (i) Amounts Contingent on Collection. The yearly amounts by agency identified above are contingent on collection. In the event that actual and/or projected revenue collections are insufficient to offset the appropriations identified in this provision, the Comptroller shall reduce the General Revenue appropriations provided by this Act to be within the amount of EFF collections expected to be available.
- (j) Contingency Appropriation for Additional Agencies. In the event that an agency not identified above enters into an agreement with a federal agency which results in the receipt of EFF which are a new source of collections not anticipated for fiscal years 2008 and 2009, the affected agency shall furnish documentation of the new revenue to the Comptroller. If the Comptroller finds the information sufficient to support the revenue stream as a new collection, a finding of fact shall be issued and the additional EFF collections are hereby appropriated subject to the notification requirements in Subsections (c) and (d).
- (k) Audit. The depositing and classification practices of Earned Federal Funds by agencies referenced above shall be subject to audit by the State Auditor's Office. The State Auditor, in conjunction with the Comptroller, shall select and review a minimum of three agencies referenced above during the 2008–09 biennium.

Sec. 6.27. **Grants to Certain Peace Officer Organizations.** Contingent on the enactment of House Bill 1200 or similar legislation relating to grants of appropriated funds to certain peace officer associations by the Eightieth Legislature, Regular Session, 2007, a state agency may not use any money appropriated under this Act to make a grant or other distribution to an association, group, union, lodge, local, or other organization, whether incorporated or unincorporated, in which peace officers participate and which exists wholly or partly to deal with employers concerning grievances, labor disputes, wages and rates of pay, hours of employment, and conditions of work if:

- (1) the organization or an employee of the organization is required to register under Chapter 305, Government Code;
- (2) the organization employs a person for the purpose of affecting the outcome of legislation, agency rules, ordinances, or other governmental policies; or
- (3) the organization provides legal representation to its members.

PART 7. REPORTING REQUIREMENTS

Sec. 7.01. **Budgeting and Reporting.**

- (a) As a limitation and restriction upon appropriations made by this Act, agencies and institutions of higher education appropriated funds by this Act may expend funds only if there is compliance with the following provisions:
 - (1) On or before December 1 of each fiscal year, an itemized budget covering the operation of that fiscal year shall be filed with the Governor, the Legislative Budget Board, the Comptroller, and the Legislative Reference Library in the format prescribed jointly by the Legislative Budget Board and the Governor.

REPORTING REQUIREMENTS

(Continued)

- (2) All subsequent amendments to the original budget shall be filed with the Governor and the Legislative Budget Board within 30 days of approval of such amendments unless such reporting requirement is waived.
 - (3) Under guidelines developed by the Legislative Budget Board, each agency shall file a report with the Legislative Budget Board, the Governor, the Legislative Reference Library, the state publications clearinghouse of the Texas State Library, State Auditor's Office, and the appropriate substantive committees of the House and Senate. The report shall analyze the agency's performance relative to the attainment of stated outcome, output and efficiency targets of each funded goal and strategy. The report shall be submitted at such intervals required by the Legislative Budget Board. The report shall contain a comparison of actual performance for the reporting period with targeted performance based on the level of funding appropriated. In developing guidelines for the submission of agency performance reports, the Legislative Budget Board (in consultation with the Governor) shall:
 - (A) specify the measures to be reported including the key performance measures established in this Act;
 - (B) approve the definitions of measures reported; and
 - (C) establish standards for and the reporting of variances between actual and targeted performance levels.
 - (4) The Legislative Budget Board (in consultation with the Governor) may adjust projected performance target levels, develop new measures, modify or omit existing measures and measure definitions, and/or transfer measures between agencies, goals or strategies to reflect appropriation changes made by riders or other legislation subsequent to passage of this Act, invocation of budget execution authority by the Governor and the Legislative Budget Board, or as unforeseen circumstances may warrant during the biennium.
 - (5) To ensure that the Program and Cost Accounting functions of the Uniform Statewide Accounting System (USAS) are maximized, it is the intent of the Legislature that the Legislative Budget Board and the Governor:
 - (A) determine the agencies, institutions, goals, strategies or other reporting units for which cost accounting data is required;
 - (B) approve the basis for calculating and allocating costs to selected functions, tasks or measures;
 - (C) determine the frequency of reporting cost accounting data needed; and
 - (D) provide for the integration of cost accounting data into the budget development and oversight process.
 - (6) The determinations to be made should be based upon due consideration of the relative benefits and cost-effectiveness of applying cost accounting requirements to a given state operation.
- (b) It is further the intent of the Legislature that the Comptroller develop and provide USAS training modules and support for state agencies and institutions to activate the cost accounting requirements addressed above.

Sec. 7.02. **Annual Reports and Inventories.**

- (a) None of the monies appropriated by this Act may be expended after November 20th following the close of the fiscal year unless an annual report has been filed by the executive head of each agency specified in this Act in accordance with § 2101.011, Government Code.
- (b) The State Auditor shall certify to the Comptroller any agency that has not filed the required annual report within the specified time. The Comptroller shall withhold any appropriations for expense reimbursements for the heads of agencies or any employees of such agencies as are on this certified list until the State Auditor notifies the Comptroller that the delinquent reports have been filed.

REPORTING REQUIREMENTS

(Continued)

- (c) The words “heads of agencies” as used in this section mean the elected and appointed officials, members of commissions, boards, etc., and the chief administrative officer of such department, board, commission, bureau, office, or agency of the state for which appropriations are made in this Act.

Sec. 7.03. Notification to Members of the Legislature.

- (a) An agency may not use funds appropriated by this Act to close an agency’s field office unless the agency provides notification to affected members of the Legislature prior to the public announcement of the closing of the field office.
- (b) It is the intent of the Legislature that at the time of announcing information to the news media concerning a matter of public safety, a state agency that receives funds appropriated under this Act shall make a reasonable attempt to contact each member of the Legislature whose district could be affected by the content of the press release and disclose to the member the content of the press release.

Sec. 7.04. Contract Notification: Amounts Greater than \$50,000.

- (a) In this section “contract” includes a contract, agreement, or other written expression of terms of agreement or an amendment, modification, renewal, or extension of such for the purchase or sale of goods or services that was entered into or paid for, either in whole or in part, by a state agency or institution of higher education during a fiscal year.
- (b) In this section a contract does not include:
 - (1) a contract that has been reported to the Legislative Budget Board under §§ 2054.008, 2166.2551, 2254.006, or 2254.0301, Government Code;
 - (2) a purchase order;
 - (3) an interagency contract;
 - (4) an interlocal agreement;
 - (5) a contract with a value of less than or equal to \$50,000; or
 - (6) a contract paid only with funds not appropriated by this Act.
- (c) Before October 1 of each fiscal year, a state agency or an institution of higher education shall report to the Legislative Budget Board in the manner prescribed by Legislative Budget Board all contracts to which the agency or institution was a party during the prior fiscal year.

Sec. 7.05. Contract Notification: Amounts Greater than \$500,000.

- (a) In this section “contract” includes:
 - (1) a contract, agreement, purchase order, interagency contract, interlocal agreement, or other written expression of terms of agreement or an amendment, modification, renewal, or extension of such for the purchase or sale of goods or services that was entered into or paid for, either in whole or in part, by a state agency or institution of higher education during a fiscal year, which has a value of more than \$500,000; or
 - (2) a series of contracts, agreements, purchase orders, interagency contracts, interlocal agreements, or other written expressions of terms of agreement, or amendments, modifications, renewals, or extensions of such for the purchase or sale of goods or services that was entered into or paid for, either in whole or in part, by a state agency or institution of higher education during a fiscal year which together total in value an amount greater than \$500,000 and involving both:
 - (A) a single entity or individual; and
 - (B) a state agency or institution of higher education.
- (b) In this section a contract does not include a contract that has been reported to the Legislative Budget Board:

REPORTING REQUIREMENTS

(Continued)

- (1) under §§ 2054.008, 2166.2551, 2254.006, or 2254.0301, Government Code; or
- (2) Sec. 7.04 of this Article.
- (c) Before October 1 of each fiscal year, a state agency or an institution of higher education shall report to the Legislative Budget Board in the manner prescribed by the Legislative Budget Board all contracts to which the agency or institution was a party during the prior fiscal year.

Sec. 7.06. Reports and References.

- (a) All references in this Act to the “Governor,” “Office of the Governor,” and “Governor’s Office of Budget, Planning and Policy” are changed to “the Governor’s Office.”
- (b) A state agency or institution shall submit to the Governor’s Office all reports, approval processes, notifications, filings, documentation of expenditures, plans, addendums, or updates submitted to the Legislative Budget Board, under provisions contained in this Act.

Sec. 7.07. Disclosure of Federal Funds. Before December 1, 2008, a state agency that has been awarded federal funds designated to be expended in a specific geographical area of the state or designated to be expended for specific purposes shall itemize federal funds awarded, expended, and unexpended, in a report to be provided to the Legislature, Speaker of the House, Lieutenant Governor, Governor, Legislative Reference Library, and Legislative Budget Board, to the extent those awarded funds exceed estimated appropriations during the prior two fiscal years.

Sec. 7.08. Reporting Fees, Fines, and Penalties.

- (a) Before November 1 of each fiscal year, each state agency and institution of higher education shall report to the Legislative Budget Board in the manner prescribed by the Legislative Budget Board all fees, fines, and penalties assessed and all fees, fines, and penalties assessed but not collected by the agency or institution during the prior fiscal year.
- (b) Each report made under this section shall detail the effort made by the reporting state agency or institution of higher education to collect fees, fines, and penalties that are more than ninety days past due.

Sec. 7.09. Reporting of Federal Homeland Security Funding.

- (a) All state agencies and institutions of higher education shall include in their operating budget reports to the Legislative Budget Board:
 - (1) an estimated amount of federal homeland security funding received by the agency or institution of higher education and used for the operation and administration of state homeland security programs; and
 - (2) the amount of federal homeland security funding received by the agency or institution of higher education and passed through to other agencies, institutions, or local units of government.
- (b) Information provided in accordance with Subsection (a)(2) of this section shall be used for informational purposes only and shall be reported to the members of the legislature by the Legislative Budget Board at the end of each fiscal year.

PART 8. OTHER APPROPRIATION AUTHORITY

Sec. 8.01. Acceptance of Gifts of Money.

- (a) A gift or bequest of money to a state agency named in this Act, including the legislative branch, that has specific authority to accept gifts is appropriated to the agency designated by the grantor and for the purpose the grantor may specify, subject to Subsections (b), (c), (d), and (e).
- (b) Unless exempted by specific statutory authority, a gift or bequest of money shall be:
 - (1) deposited into the state treasury, and

OTHER APPROPRIATION AUTHORITY (Continued)

- (2) expended in accordance with the provisions of this Act.
- (c) A gift or bequest to a state agency may not be transferred to a private or public development fund or foundation, unless written permission for the transfer is given by the donor of the gift or representative of the estate. An account of all such letters of written permission and transfers of gifts or bequests shall be kept by the agency and shall be reported to the State Auditor.
- (d) An unexpended balance, from a gift or bequest, existing at the beginning of this biennium or at the end of a fiscal year of this biennium is hereby appropriated for use during this biennium for the purpose provided by the grantor.
- (e) It is the intent of the Legislature that during the years subsequent to this biennium, to the extent allowed by law, the gift or bequest be used by the beneficiary agency for the purpose provided by the grantor.

Sec. 8.02. **Federal Funds/Block Grants.**

- (a) All funds received from the United States government by a state agency or institution named in this Act are hereby appropriated to the agency for the purposes for which the federal grant, allocation, aid, payment, or reimbursement was made subject to the provisions of this section.
- (b) Except for an institution of higher education, federal funds:
 - (1) including unexpended balances, shall be deposited to and expended from the specific appropriation item identified in this Act; and
 - (2) may not be expended for a strategy or function other than a strategy or function that has been reviewed by the Eightieth Legislature and authorized by specific language in this Act or encompassed by an agency's budget structure as established by this Act.
- (c) As applicable, federal reimbursements received for expenditures previously made or services performed on behalf of federal programs from state funds shall be credited by the Comptroller to the fund from which the expenditure was originally made. The credit shall be to the agency's current appropriation item or accounts from which the expenditures of like character were originally made and are hereby appropriated. Reimbursements received from employee benefits paid from General Revenue Fund appropriations of other administering agencies shall be deposited to the unappropriated General Revenue Fund.
- (d) A position created for administration of federal grant programs shall be phased out upon discontinuance of the particular federal grant for which it was authorized.
- (e)
 - (1) Semi-annual reports, of federal funds received and their intended usage comparing historical, appropriated, and agency expected amounts for those funds, shall be filed by the Governor with the Legislative Budget Board and the presiding officers of both houses of the Legislature for referral to appropriate standing committees for review.
 - (2) Before expending or obligating funds received under a federal grant or program, an agency must file the required information regarding application for federal funds and receipt of federal funds.
- (f) Agencies subject to Chapter 654, Government Code (the Position Classification Act) will make federal grant employment in accordance with the provisions of that Act in positions listed in, or otherwise authorized by, this Article.
- (g) In order to maximize the amount of federal alcohol and drug abuse funds that might become available to the Department of State Health Services, state funds used by a state agency to provide alcohol and drug abuse services may be counted towards any required state matching contribution for such federal funds.
- (h) In the event that federal programs that authorize federal funds included in this Act are eliminated, consolidated, or replaced with new federal programs and funding authorization or block grants, or the federal funds appropriated to agencies are reduced, any reduction or reallocation of federal funds will be distributed across affected agencies and programs to pattern the strategies and programs included in this Act to the extent possible without restricting the state's ability to receive federal funds, in accordance with a plan adopted by the designated single state agency or

OTHER APPROPRIATION AUTHORITY (Continued)

otherwise by each affected agency. An agency shall provide a copy of the plan to the Legislative Budget Board and the Governor.

Sec. 8.03. **Reimbursements and Payments.**

- (a) Except as provided in Subsection (f), any reimbursements received by an agency of the state for authorized services, including contractual agreements with a non-governmental source or any unit of government, including state, federal, or local government, refund of expenditures received by an agency of the state and any payments to an agency of the state government made in settlement of a claim for damages, are hereby appropriated to the agency of the state receiving such reimbursements and payments for use during the fiscal year in which they are received. Revenues specifically established by statute on a fee or service provided basis are not appropriated by this section and are available for expenditure by the collecting agency only if appropriated elsewhere in this Act.
- (b) Forfeited money, proceeds from the sale of forfeited property or similar monetary awards related to the agency's participation in the seizure of controlled substances or other contraband are hereby appropriated to the receiving state agency, unless distribution is otherwise provided by statute or specific provision of this Act.
- (c) Except as provided elsewhere in this Act, net amounts of money received by an agency as a result of tax seizures or other similar recoveries authorized by statute shall be deposited in the state treasury as unappropriated revenues to the funds or accounts authorized by statute.
- (d) The portion of proceeds representing recoveries of costs incurred in forfeitures under Subsection (b) or, seizures or similar recoveries under Subsection (c) are appropriated to the receiving agency. Such cost recoveries include court costs, attorney fees, rentals or storage fees, auction and sale costs, preparation costs to condition property for sale, and salaries, travel, and other overhead costs of the agency.
- (e) The reimbursements, refunds, and payments received under Subsection (a) shall be credited by the Comptroller to the agency's current appropriation items or accounts from which the expenditures of like character were originally made, or in the case of damage settlements to the appropriation items or accounts from which repairs or replacements are made; provided, however, that any refund of less than \$50 to an institution of higher education for postage, telephone service, returned books and materials, cylinder and container deposits, insurance premiums and like items, shall be deposited to the current fund account of the institution in the state treasury and such funds are hereby appropriated.
- (f) Fifty percent of the reimbursements, refunds, and payments of state funds received under Subsection (a) as a result of a recovery audit pursuant to Chapter 2115, Government Code, shall be credited by the Comptroller to the agency's current appropriation items or accounts from which the expenditures of like character were originally made and such funds are hereby appropriated to the agency in the fiscal year in which the funds are received. The remaining 50 percent shall be deposited in the state treasury as unappropriated revenues to the originating funds or accounts.
- (g) An unexpended balance received by an agency or institution from disaster related recoveries, reimbursements, refunds, or other payments that are existing at the end of a fiscal year of this biennium are hereby appropriated for use during the following fiscal year.

Sec. 8.04. **Surplus Property.** Twenty-five percent of the receipts to a state agency specified in this Act received from the sale of surplus property, equipment, commodities, or salvage (including recycled products) pursuant to the provisions of Chapter 2175, Government Code, are hereby appropriated to the state agency for expenditure during the fiscal year in which the receipts are received. Receipts from such surplus equipment, commodities, or salvage (including recycled products) sales shall be expended from the appropriation item from which like property, equipment, or commodities would be purchased.

Sec. 8.05. **Refunds of Deposits.**

- (a) Any money deposited into the state treasury which is subject to refund as provided by law shall be refunded from the fund into which the money was deposited, transferred, or otherwise credited, and so much as is necessary for said refunds is hereby appropriated.

OTHER APPROPRIATION AUTHORITY (Continued)

- (b) Unless another law, or section of this Act, provides a period within which a particular refund claim must be made, funds appropriated by this Act may not be used to pay a refund claim made under this section after four years from the latest date on which the amount collected or received by the state was due, if the amount was required to be paid on or before a particular date. If the amount was not required to be paid on or before a particular date, a refund claim may not be made after four years from the date the amount was collected or received. A person who fails to make a refund claim within the period provided by law, or this provision, may not receive payment of a refund under this section.
- (c) As a specific limitation to the amount of refunds paid from funds appropriated by this Act during the 2008–09 biennium, the Comptroller may not approve claims or issue warrants for refunds in excess of the amount of revenue estimated to be available from the tax, fee, or other revenue source during the biennium according to the Biennial Revenue Estimate of the Comptroller used for certification of this Act. Any claim or portion of a claim that is in excess of this limitation shall be presented to the next Legislature for a specific appropriation in order for payment to be made. The limit provided by this subsection does not apply to any taxes or fees paid under protest.

Sec. 8.06. **Vending Machines.** All receipts collected from vending machine operations pursuant to § 2203.005, Government Code, are hereby appropriated to the institution, board, commission, or agency for use as directed by the board or commission authorizing the installation.

Sec. 8.07. **Pay Station Telephones.** All receipts collected from pay station telephone operations pursuant to § 2170.009, Government Code, are hereby appropriated for use by the agency as determined by the governing board or commission.

Sec. 8.08. **Appropriation of Collections for Seminars and Conferences.** All funds collected for the reimbursement of costs directly associated with the conducting of seminars, conferences, or clinics that directly relate to the legal responsibilities and duties of the agency and that are for the purposes of education, training, or informing employees or the general public are hereby appropriated for the necessary expenses incurred in conducting the seminar; provided, however, all applicable laws, and rules and regulations for the acquisition of goods and services for the state shall apply to the expenditures. Any unexpended balances remaining as of August 31, 2007, in an appropriation made by Article IX, § 8.08, of Senate Bill 1, Seventy-ninth Legislature, Regular Session, 2005, are hereby appropriated for the same purpose.

Sec. 8.09. **Appropriation of Bond Proceeds.** The proceeds from the issuance and sale of bonds or other obligations pursuant to the provisions of Chapter 1232, Government Code, and Chapter 1401, Government Code or other law, are appropriated to the state agency to whose account the proceeds are deposited or credited. Proceeds include interest and investment income.

Sec. 8.10. **CMIA Interest Payments.**

- (a) There is hereby appropriated to the Comptroller for the biennium ending August 31, 2009 sufficient general revenue monies for the payment of interest due the federal government under the federal Cash Management Improvement Act of 1990 (31 U.S.C. § 6501 et seq.).
- (b) An amount equal to the amount of interest payments made from general revenue on behalf of special funds or accounts as a result of the federal Cash Management Improvement Act of 1990 is hereby appropriated from special funds. The Comptroller shall transfer from each special fund or account to general revenue, an amount equal to the amount of interest paid on behalf of each special fund or account.

Sec. 8.11. **Appropriation of Receipts: Credit, Charge, Debit Card, or Electronic Cost Recovery Service Fees.** Any fee amount assessed by an agency for the purpose of paying the costs associated with credit, charge, or debit card services is appropriated to that agency from the fund to which the fee was deposited. Any cost recovery fees assessed by an agency and approved by the Department of Information Resources as authorized under Chapter 2054, Government Code, for the purpose of paying the costs associated with implementing and maintaining electronic services, excluding subscription fees as defined in Subchapter I, Chapter 2054, Government Code, are hereby appropriated to the assessing agency from the fund to which the fee was deposited. Any unexpended balances from credit, charge, or debit card service or cost recovery fees remaining at the end of the fiscal biennium ending August 31, 2007, are reappropriated to the assessing agency from the fund to which the fee was deposited for the same purposes for the fiscal biennium beginning September 1, 2007.

PART 9. INFORMATION RESOURCES PROVISIONS

Sec. 9.01. Purchases of Information Resources Technologies.

- (a) In this section:
 - (1) “Information resources,” “Information resources technologies,” and “Major information technology project” have the meanings provided by § 2054.003, Government Code.
 - (2) “Quality Assurance Team” and “QAT” means the quality assurance team established under § 2054.158, Government Code.
- (b) A state agency may not request appropriations for information technology unless the information technology is in a plan approved by the Legislative Budget Board.
- (c) Prior to amending a contract for development of a major information technology project, when the amendment constitutes a 10 percent or greater change, the agency shall notify the Governor, Lieutenant Governor, Speaker of the House, Senate Finance Committee, House Appropriations Committee, and the QAT. For contracts having a total value in excess of \$1.0 million an amendment to the contract that changes the total value of the contract or any element of the contract by more than 10 percent of the total value of the contract is not valid without QAT approval.

Sec. 9.02. Quality Assurance Review of Major Information Resources Projects.

- (a) In this section:
 - (1) “Major information resources project” has the meaning provided by § 2054.003, Government Code.
 - (2) “Quality Assurance Team” and “QAT” means the quality assurance team established under § 2054.158, Government Code.
- (b) A state agency may not expend appropriated funds for a major information resources project unless the project has been reviewed and approved by the Legislative Budget Board in the agency’s biennial operating plan and the QAT. The QAT shall determine approval based on an analysis of the project’s risk. The QAT may request any information necessary to determine a project’s potential risk. The QAT may waive the project review requirements for a project.
- (c) The QAT may require independent project monitoring, project status reporting, project expenditure reporting, or any additional information necessary to assess a project’s on-going potential for success. After a project has been completed, the QAT may also require an agency to submit a project post-implementation evaluation report to determine if the project met its planned objectives. The QAT may take any additional actions or request information as specified in § 2054.1181, Government Code.
- (d) On request by the QAT, the State Auditor’s Office shall provide audit and review of the projects and the information provided by the agencies.
- (e) The QAT may request the assistance of the Comptroller in regard to the accuracy of project expenditures and compliance with this Act.
- (f) The QAT shall provide an annual report to the Governor, Lieutenant Governor, Speaker of the House, the House Appropriations Committee, and Senate Finance Committee on the status of projects under its review by December 1.
- (g) The State Auditor’s Office may:
 - (1) provide an independent evaluation of the post implementation evaluation review process to ensure the validity of its results; and
 - (2) send the evaluation to the Legislative Audit Committee.
- (h) The Legislative Budget Board may issue guidelines for software development, quality assurance, and the review of major information resources projects.
- (i) Unless waived by the Legislative Budget Board the QAT shall require each affected agency to:

INFORMATION RESOURCES PROVISIONS

(Continued)

- (1) quantitatively define the expected outcomes and outputs for each major information resource project at the outset;
- (2) monitor cost; and
- (3) evaluate the final results to determine whether expectations have been met.

Sec. 9.03. **Biennial Operating Plan and Information Resources Strategic Plan Approval.** It is the intent of the Legislature that agencies and institutions of higher education receiving appropriated funds for the acquisition of information technology must have a current Information Resources Strategic Plan and a Biennial Operating Plan including any amendments as approved by the Legislative Budget Board prior to expending any funds for information technology. Information Technology items identified in the Capital Budget Rider must be included and approved in the Biennial Operating Plan or a subsequently approved amendment of the Biennial Operating Plan. The Legislative Budget Board may direct the Comptroller to deny the agency or institution of higher education access to information technology appropriations for non-compliance.

Sec. 9.04. **Information Technology Replacement.** It is the intent of the Legislature that agencies and institutions of higher education receiving appropriated funds for the acquisition of information technology perform a cost-benefit analysis of leasing versus purchasing information technology and develop a personal computer replacement schedule. Agencies and institutions of higher education should use the Department of Information Resources' (DIR) Guidelines for Lease versus Purchase of Information Technologies to evaluate costs and DIR's PC Life Cycles: Guidelines for Establishing Life Cycles for Personal Computers to prepare a replacement schedule.

Sec. 9.05. **TexasOnline Project: Occupational Licenses.** Each licensing entity not otherwise authorized to increase occupational license fees elsewhere in this Act is authorized to increase the occupational license or permit fees imposed on the licensing entity's licensees by an amount sufficient to cover the cost of the subscription fee charged by the TexasOnline Project to the licensing entity pursuant to Chapter 2054, Government Code. Each licensing entity provided by Chapter 2054, Government Code and not otherwise authorized to increase occupational license fees elsewhere in this Act is hereby appropriated the additional occupational license or permit fees in excess of the Comptroller's biennial revenue estimate 2008–09 for the sole purpose of payment to the TexasOnline contractor subscription fees for implementing and maintaining electronic services for the licensing entities. Each agency, upon completion of necessary actions to access or increase fees, shall furnish copies of board meeting minutes, an annual schedule of the number of license issuances or renewals and associated annual fee total, and any other supporting documentation to the Comptroller. If the Comptroller finds the information sufficient to support the projection of increased revenues, a notification letter will be issued and the contingent appropriation made available for the intended purposes.

Sec. 9.06. **Texas Online Project: Cost Recovery Fees.** Any cost recovery fees, excluding subscription fees as defined in Subchapter I, Chapter 2054, Government Code, approved by the Department of Information Resources in relation to the TexasOnline Project as authorized under Chapter 2054, Government Code, are hereby appropriated to that agency from the fund to which the fee was deposited for the purpose of paying the costs associated with implementing and maintaining electronic services. Any unexpended balances remaining at the end of the fiscal biennium ending August 31, 2007 are reappropriated for the same purposes for the fiscal biennium beginning September 1, 2007.

PART 10. HEALTH-RELATED PROVISIONS

Sec. 10.01. **Purchasing of Pharmaceuticals.** An agency appropriated funds for the purpose of the purchase of pharmaceutical products may establish a preference for the purchase of those pharmaceutical products from a manufacturer that voluntarily participates in the Department of State Health Services' Vendor Drug Rebate Program for the Children with Special Health Care Needs Program and the Kidney Health Care Program.

Sec. 10.02. **Full Application for Health Coverage.** To the fullest extent permitted by federal law and regulations, all state agencies that have children in their custody must apply for enrollment of all children in the Medicaid or the Children's Health Insurance Program, unless the children have otherwise been provided health insurance.

HEALTH-RELATED PROVISIONS

(Continued)

Sec. 10.03. State Agency Communication with Employees Regarding the State Kids Insurance Program (SKIP).

- (a) A state agency shall provide each employee with information regarding the State Kids Insurance Program (SKIP) and Medicaid. When offering insurance to employees, agencies must provide separate literature, including eligibility requirements and prices, for SKIP and Children's Medicaid. The outreach shall be performed at least annually during open enrollment and with any new state employee at the time of hiring.
- (b) The Health and Human Services Commission shall maintain an application and a brochure for state employees about SKIP and for Children's Medicaid. These documents shall be maintained with collaboration from the Employees Retirement System, the Health and Human Services Commission's internal Medicaid division, and the Health and Human Services Commission's Children's Health Insurance Program department. The brochure should include an eligibility chart, pricing information, and a telephone number to call the Health and Human Services Commission or the Employees Retirement System to answer questions. All of the aforementioned documents shall be easily reproduced by other state agencies, and shall be made available on each agency's website to download from the Internet. The information contained within these documents shall be updated annually.

Sec. 10.04. Interagency Contract Funding for Regional Specialist Projects.

- (a) The Department of Assistive and Rehabilitative Services is hereby authorized to collect funds to be used as provided by this section through interagency contracts with the 20 state agencies identified as provided by this section.
- (b) Each agency identified as provided by this section shall provide \$24,750 for fiscal year 2008 and \$24,750 for fiscal year 2009 via interagency contract by October 1 of each fiscal year to the Department of Assistive and Rehabilitative Services for the purpose of funding a Regional Specialist project in all eleven health and human services regions of this state. General Revenue in the amount of \$240,000 in Department of Assistive and Rehabilitative Services Strategy B.2.1, Contract Services-Deaf made available by this method of finance change to current Regional Specialist projects shall be made available for expenditure on development of a Hispanic trilingual interpreter test, hard of hearing projects, and senior citizens projects.
- (c) The 20 state agencies having the greatest number of employees whose duties include direct interaction with members of the public shall contract with the Department of Assistive and Rehabilitative Services for the purpose of funding a Regional Specialist project in all eleven health and human services regions of this state. The State Auditor's Office and the Department of Assistive and Rehabilitative Services shall cooperate to identify the 20 state agencies with the greatest number of employees whose duties include direct interaction with members of the public for each year of the biennium. Unless the State Auditor's Office and the Department of Assistive and Rehabilitative Services cooperatively identify other agencies to be substituted on the list of 20 agencies subject to this section, the 20 agencies subject to this section include:
 - (1) Texas Education Agency;
 - (2) Texas Health and Human Services Commission;
 - (3) Texas Department of Transportation;
 - (4) Department of Aging and Disability Services;
 - (5) Texas Department of Criminal Justice;
 - (6) Department of State Health Services;
 - (7) Department of Family and Protective Services;
 - (8) Texas Workforce Commission;
 - (9) Texas Facilities Commission;⁶
 - (10) Texas Department of Insurance;
 - (11) Department of Public Safety of the State of Texas;
 - (12) Office of the Attorney General;
 - (13) Texas Commission on Environmental Quality;
 - (14) Railroad Commission of Texas;
 - (15) Texas Youth Commission;

⁶ Rider modified to reflect the name change of the Texas Building and Procurement Commission to the Texas Facilities Commission by HB 3560, 80th Legislature, Regular Session.

HEALTH-RELATED PROVISIONS
(Continued)

- (16) General Land Office and Veteran’s Land Board;
- (17) Parks and Wildlife Department;
- (18) Texas Lottery Commission;
- (19) Comptroller of Public Accounts; and
- (20) Texas Alcoholic Beverage Commission.

Sec. 10.05. **Appropriation of Disproportionate Share Hospital Payments to State-Owned Hospitals.** Disproportionate Share Hospital Program payments from the Health and Human Services Commission to state-owned hospitals are appropriated to the receiving state agency/hospital as replacement funding for funds transferred to the Health and Human Services Commission and are subject to the accounting provisions as required by the Comptroller including deposits to the fund or account from which the original source of transfers to the Health and Human Services Commission was made.

Sec. 10.06. **Informational Listing - Health Care Appropriations.**⁷ The following is an informational listing of amounts appropriated specifically for health care services in this Act and of certain amounts appropriated in House Bill 15, Eightieth Legislature, Regular Session, and does not make appropriations. For purposes of this section, health care appropriations include programs identified as health care-related in this Act, and do not include health care appropriations made to institutions of higher education with non-appropriated funds.

For purposes of this informational listing, health care appropriations include, but are not limited to, appropriations for Medicaid, inpatient and outpatient services, health care premiums, medications, laboratory services, community care services, nursing facility and hospice payments, rehabilitation services, alcohol and drug abuse treatment, mental retardation, and comprehensive therapies and related services for children with developmental delays. Certain non-health care-related costs which could not be broken out from other health care costs are also included in the listing below.

Programs	All Funds (in millions) 2008	All Funds (in millions) 2009
Article I		
Employees Retirement System - State Employee Group Health Insurance	\$1,075.6	\$1,114.1
Employee Children’s Insurance Program (SKIP)	8.2	8.3
Workers’ Compensation (State Office of Risk Management agencies)	45.9	45.9
Article II		
Health and Human Services Commission–Medicaid	15,173.2	12,122.7
Health and Human Services Commission–Children’s Health Insurance Program	1,002.2	1,000.1
Department of Aging and Disability Services	5,400.0	5,619.8
Department of Assistive and Rehabilitative Services	371.1	388.3
Department of State Health Services	1,398.5	1,423.6
Article III		
Health-Related Higher Education Institutions	1,960.8	2,163.9
Higher Education Group Health Insurance	687.2	535.0
Higher Education Workers’ Compensation	15.0	15.1
Teacher Retirement System–TRS Care	220.6	231.7
Teacher Retirement System–School Employee Children’s Health Insurance	13.1	13.2
Texas Education Agency–Independent School District Employee Insurance	508.1	517.2
Article V		
Texas Department of Criminal Justice–Correctional Health Care	383.5	381.4
Texas Department of Criminal Justice–Psychiatric Care	43.1	47.9
Texas Department of Criminal Justice–Substance Abuse Treatment	87.0	108.2
Texas Department of Criminal Justice–Special Needs Offenders	20.4	20.4
Texas Youth Commission	27.2	29.8
Article VII		
Texas Department of Transportation	53.8	0.0
Office of Rural Community Affairs	5.2	5.2
Total*	\$28,499.9	\$25,791.9
Method of Finance		
Total, General Revenue	\$11,800.6	\$10,459.0
Total, General Revenue–Dedicated	304.4	305.8
Total, Federal Funds	13,899.7	12,329.6
Total, Other Funds	2,495.2	2,697.5
Total,* All Funds	\$28,499.9	\$25,791.9
*Totals may not add because of rounding.		

⁷ Incorporates final appropriations.

HEALTH-RELATED PROVISIONS (Continued)

Sec. 10.07. Informational Listing on Use of Tobacco Settlement Receipts.⁸

- (a) The following is an informational list of the amounts (as shown in thousands) appropriated elsewhere in this Act to agencies from tobacco settlement receipts and estimated distributions from funds and endowments created by House Bill 1676 and House Bill 1945, Seventy-sixth Legislature and Senate Bill 126, Seventy-seventh Legislature for each fiscal year of the 2008–09 biennium and does not make appropriations:

	<u>2008</u>	<u>2009</u>
(1) Health and Human Services Commission		
A.1.2. Integrated Eligibility and Enrollment	\$4,583	\$4,409
B.1.4. Children and Medically Needy Risk Groups	241,188	241,961
C.1.1. Children’s Health Insurance Program (CHIP)	107,095	94,079
C.1.2. Immigrant Children Health Insurance	20,539	20,631
C.1.4. CHIP Perinatal Services	92,075	95,030
C.1.5 CHIP Vendor Drug Program	45,542	36,229
(2) Department of State Health Services		
A.1.1. Public Health Preparedness and Coordinated Services, estimated	4,297	4,589
B.2.6. Reduce Use of Tobacco Products	8,240	8,808
B.3.1. EMS and Trauma Care Systems, estimated	4,150	4,436
C.1.1. Texas Center for Infectious Disease, estimated	1,057	1,129
(3) Office of Rural Community Affairs		
B.1.1. Health Care Access Programs, estimated	187	187
B.2.1. Health Facility Capital Improvements, estimated	1,930	1,930
(4) Texas Higher Education Coordinating Board		
G.1.1. Earnings-Minority Health, estimated	1,125	1,125
G.1.2. Earnings-Nursing, Allied Health, estimated	2,025	2,025
G.2.1. Earnings-Baylor College of Medicine, estimated	1,125	1,125
G.2.2. Tobacco-Permanent Health Fund, estimated	1,916	1,916
(5) University of Texas Southwestern Medical Center at Dallas		
E.1.1. Tobacco Earnings-UT SWMC Dallas, estimated	2,250	2,250
E.1.2. Tobacco-Permanent Health Fund, estimated	2,079	2,079
(6) University of Texas Medical Branch at Galveston		
F.1.1. Tobacco Earnings-UTMB Galveston, estimated	1,125	1,125
F.1.2. Tobacco-Permanent Health Fund, estimated	1,912	1,912
(7) University of Texas Health Science Center at Houston		
F.1.1. Tobacco Earnings-UTHSC Houston, estimated	1,125	1,125
F.1.2. Tobacco-Permanent Health Fund, estimated	1,713	1,713
(8) University of Texas Health Science Center at San Antonio		
F.1.1. Tobacco Earnings-UTHSC San Antonio, estimated	9,000	9,000
F.1.2. Tobacco-Permanent Health Fund, estimated	1,571	1,571
(9) University of Texas M.D. Anderson Cancer Center		
F.1.1. Tobacco Earnings-UT MD Anderson, estimated	4,500	4,500
F.1.2. Tobacco-Permanent Health Fund, estimated	1,656	1,656
(10) University of Texas Health Center at Tyler		
F.1.1. Tobacco Earnings-UTHC Tyler, estimated	1,125	1,125
F.1.2. Tobacco-Permanent Health Fund, estimated	1,164	1,164
(11) Texas A&M University System Health Science Center		
F.1.1. Tobacco Earnings-TAMU System HSC, estimated	1,125	1,125
F.1.2. Tobacco-Permanent Health Fund, estimated	1,185	1,185
(12) University of North Texas Health Science Center at Fort Worth		
E.1.1. Tobacco Earnings-UNT HSC Ft. Worth, estimated	1,125	1,125
E.1.2. Tobacco-Permanent Health Fund, estimated	1,155	1,155
(13) Texas Tech University Health Sciences Center		
E.1.1. Tobacco Earnings-TX Tech HSC El Paso, estimated	1,125	1,125
E.1.2. Tobacco Earnings-TX Tech HSC not El Paso, estimated	1,125	1,125
E.1.3. Tobacco-Permanent Health Fund, estimated	1,399	1,399
(14) University of Texas System		
F.1.1. Tobacco Earnings-RAHC, estimated	1,102	1,102
(15) University of Texas El Paso		
F.1.1. Tobacco Earnings-UTEP, estimated	1,240	1,240

- (b) Informational Listing - Permanent Funds and Endowments. The following is an informational list of the amounts used to capitalize Permanent Funds and Endowments created by House Bill 1676 and 1945, Seventy-sixth Legislature and by Senate Bill 126, Seventy-seventh Legislature, and does not make appropriations:

⁸ Incorporates final appropriations.

HEALTH-RELATED PROVISIONS (Continued)

(1) Permanent Health Fund for Higher Education, Fund No. 810	\$ 350,000,000
(2) Permanent Fund for Children and Public Health, Fund No. 5045	100,000,000
(3) Permanent Fund for Health and Tobacco Education and Enforcement, Fund No. 5044	200,000,000
(4) The University of Texas Health Science Center at San Antonio Endowment, Fund No. 811	200,000,000
(5) Permanent Fund for Emergency Medical Services and Trauma Care, Fund No. 5046	100,000,000
(6) Permanent Fund for Rural Health Facility Capital Improvement (Rural Hospital Infrastructure), Fund No. 5047	50,000,000
(7) The University of Texas M.D. Anderson Cancer Center Endowment, Fund No. 812	100,000,000
(8) Texas Tech University Health Sciences Center Endowment (El Paso), Fund No. 820	25,000,000
(9) The University of Texas Southwestern Medical Center at Dallas Endowment, Fund No. 813	50,000,000
(10) Texas Tech University Health Sciences Center Endowment (Other than El Paso), Fund No. 821	25,000,000
(11) The University of Texas Medical Branch at Galveston Endowment, Fund No. 814	25,000,000
(12) The University of Texas Health Science Center at Houston Endowment, Fund No. 815	25,000,000
(13) The University of Texas Health Center at Tyler Endowment, Fund No. 816	25,000,000
(14) Texas A&M University System Health Science Center Endowment, Fund No. 818	25,000,000
(15) University of North Texas Health Science Center at Fort Worth Endowment, Fund No. 819	25,000,000
(16) Permanent Endowment Fund for University of Texas Regional Academic Health Center, Fund No. 822	20,000,000
(17) The University of Texas at El Paso Endowment, Fund No. 817	25,000,000
(18) Baylor College of Medicine, Fund No. 823	25,000,000
(19) Permanent Fund for Higher Education Nursing, Allied Health and Other Health-related Programs, Fund No. 824	45,000,000
(20) Permanent Fund for Minority Health Research and Education, Fund No. 825	25,000,000
(21) Permanent Hospital Fund for Capital Improvements and the Texas Center for Infectious Disease, Fund No. 5048	25,000,000
(22) Permanent Endowment Fund for the Rural Communities Healthcare Investment Program, Fund No. 364	2,500,000

Sec. 10.08. **Informational Listing—Supplemental Medicaid Payments.** The following is an informational listing of estimated federal funds appropriated to the Health and Human Services Commission but not reflected by Article II of this Act to provide Medicaid supplemental payments to providers as authorized by the federal Disproportionate Share Hospital Program and the Upper Payment Limit (UPL) provision, and does not make appropriations.

<u>UPL Payments</u>	<u>Estimated Federal Funds</u>	
	<u>FY 2008</u>	<u>FY 2009</u>
Large Urban Public Hospitals	\$400,554,000	\$398,244,000
State-owned Hospitals	39,569,880	39,341,680
Rural Hospitals	45,561,023	45,561,023
Children's Hospitals	19,371,494	19,371,494
Private Hospitals	346,000,000	347,300,000
Hospital Physicians	67,769,104	67,379,104
(1) The University of Texas Health Science Center at San Antonio	4,499,123	4,473,972
(2) The University of Texas M.D. Anderson Cancer Center	5,062,414	5,033,219
(3) Texas Tech University Health Sciences Center at Amarillo	2,710,767	2,695,164
(4) Texas Tech University Health Sciences Center at El Paso	2,927,661	2,910,777
(5) The University of Texas Southwestern Medical Center at Dallas	25,874,561	25,725,342
(6) The University of Texas Medical Branch at Galveston	10,687,319	10,625,685
(7) The University of Texas Medical Branch at Houston	8,437,357	8,388,698
(8) The University of Texas Health Center at Tyler	1,687,471	1,677,740
(9) Texas Tech University Health Sciences Center at Lubbock	3,903,548	3,881,037
(10) University of North Texas Health Science Center at Fort Worth	677,700	673,791
(11) Texas Tech University Health Sciences Center at Odessa	1,301,183	1,293,679
Total	\$918,825,501	\$917,197,301

HEALTH-RELATED PROVISIONS
(Continued)

<u>DSH Payments</u>	<u>Estimated Federal Funds</u>	
	<u>FY 2008</u>	<u>FY 2009</u>
Large Urban Public Hospitals	\$611,913,672	\$614,346,151
State-owned Hospitals	288,797,328	286,364,849
Total	\$900,711,000	\$900,711,000

PART 11. PROVISIONS RELATED TO REAL PROPERTY

Sec. 11.01. Limitation on Use of Funds for Personal Residences.

- (a) Out of appropriations made by this Act, expenditures exceeding an aggregate amount of \$25,000 for the biennium beginning on September 1, 2007, may not be made for purchasing, remodeling, or repairing of any one particular personal residence or living quarters unless the expenditures are:
- (1) (A) required by court order;
 - (B) will result in increased safety, significant net cost savings, or prevention of substantial waste; or
 - (C) are specifically identified in a Capital Budget in this Act; and
- (2) the Governor and Legislative Budget Board have approved the expenditure.
- (b) ⁹ The Texas Facilities Commission shall report all expenditures exceeding an aggregate amount of \$25,000 for the biennium for purchasing, remodeling, or repairing any one particular personal residence or living quarters to the Legislative Budget Board.

Sec. 11.02. Statewide Capital Planning.

- (a) An agency or institution of higher education appropriated funds by this Act shall supply to the Bond Review Board capital planning information relating to projects subject to this section and financing options for the 2010–11 fiscal biennium in a format and according to guidelines developed by the Bond Review Board. Such information shall include:
- (1) a description of the project or acquisition;
 - (2) the cost of the project;
 - (3) the anticipated useful life of the project;
 - (4) the timing of the capital need;
 - (5) a proposed source of funds (method of financing);
 - (6) a proposed type of financing; and
 - (7) any additional related information requested by the Bond Review Board.
- (b) The Bond Review Board shall compile a statewide capital expenditure plan for the 2010–11 fiscal biennium from the information submitted by agencies and institutions in accordance with the capital planning guidelines. Copies of the guidelines shall be filed with the Governor and the Legislative Budget Board no later than December 31, 2007. The Bond Review Board shall file copies of the capital expenditure plan for the period beginning September 1, 2009 with the Governor and the Legislative Budget Board no later than September 1, 2008.
- (c) The statewide capital plan required by this section shall identify the state’s capital needs and alternatives to finance these needs. The Bond Review Board shall review input from all state agencies and institutions regarding the agencies’ and institutions’ current and future capital needs as part of the strategic planning process. The Bond Review Board shall inform the Legislature on the possible budget impact of the capital plan on the state’s debt capacity.
- (d) This section applies to each anticipated state project requiring capital expenditures for:
- (1) land acquisition;
 - (2) construction of building and other facilities;

⁹ Rider modified to reflect the name change of the Texas Building and Procurement Commission to the Texas Facilities Commission by HB 3560, 80th Legislature, Regular Session.

PROVISIONS RELATED TO REAL PROPERTY (Continued)

- (3) renovations of buildings and other facilities estimated to exceed \$1 million in the aggregate for a single state agency or institution of higher education; or
 - (4) major information resources projects estimated to exceed \$1 million.
- (e) The Higher Education Coordinating Board and the Bond Review Board shall eliminate redundant reporting by consolidating this report and the Higher Education Coordinating Board's Master Plan report, to the greatest extent possible.

Sec. 11.03. **Limitation on Expenditures for Leased Space.** Funds appropriated by this Act may not be expended for leased office or building space for operations that are moved into newly constructed, purchased, expanded, or renovated state owned facilities funded from Texas Public Finance Authority Revenue Bonds.

Sec. 11.04. **Efficient Use of State Owned and Leased Space.**¹⁰

- (a) In the event that an agency moves from leased space to state owned space subsequent to the passage of this Act, the Comptroller shall reduce funds appropriated to each affected agency, by an amount equal to the lease costs that would have been incurred for the remainder of the biennium had the agency remained in leased space, less the costs the agency incurs for moving and the agency's tenant finish-out expenses as defined by the Texas Facilities Commission. Required moving and tenant finish-out costs incurred by an agency moving from leased space to state owned space in fiscal year 2007 may be paid from fiscal year 2008 appropriations and costs incurred in 2008 may be paid from fiscal year 2009 appropriations as necessary to facilitate the move. The Comptroller shall transfer to the Texas Facilities Commission from the special funds or accounts, including dedicated General Revenue Fund accounts, of those agencies that move into a state facility funded from Texas Public Finance Authority revenue bond proceeds, each agency's proportional share of the lease payments made for the facility as determined by the Texas Facilities Commission. The Comptroller shall reduce the amounts appropriated to the Texas Facilities Commission out of the General Revenue Fund for Lease Payments, in the appropriate Article of this Act, by an amount equal to the sum of the transfers from the special funds or accounts. The funds so transferred are hereby appropriated to the Texas Facilities Commission for the purposes of making lease payments to the Texas Public Finance Authority.
- (b) In the event that an agency obtains a lease at a rate lower than existing lease amounts, subsequent to the passage of the Act, the Comptroller shall reduce funds appropriated to each affected agency by an amount equal to the lease costs that would have been incurred for the remainder of the 2008–09 biennium, as determined by the Comptroller. If obtaining a reduced lease rate requires the agency to move its location, the Comptroller shall reduce the agency's appropriations less costs the agency incurs for moving the agency's tenant finish-out expenses as defined by the Texas Facilities Commission. Required moving and tenant finish-out costs incurred by an agency moving from leased space in fiscal year 2008 may be paid from fiscal year 2009 appropriations as necessary to facilitate the move.

Sec. 11.05. **State Owned Housing - Recover Housing Costs.**

- (a) It is the intent of the Legislature that the General Land Office (GLO) shall contract for the determination of the fair market rental value of all housing provided to state employees by agencies required to report their housing. The GLO shall provide, to each state agency providing housing to employees, information regarding the fair market rental values. The GLO shall also provide the statewide total and agency totals to the Legislative Budget Board, Governor, and Comptroller.
- (b) Each agency required to report employee housing to the General Land Office shall recover, from persons first employed by the agency before September 1, 1999, at least 20 percent of the established fair market rental value of its housing. Each agency required to report employee housing to the General Land Office shall recover, from persons first employed by the agency after August 31, 1999, at least 100 percent of the established fair market rental value of its housing. The recovered funds are hereby appropriated to the agency for its use.

¹⁰ Rider modified to reflect the name change of the Texas Building and Procurement Commission to the Texas Facilities Commission by HB 3560, 80th Legislature, Regular Session.

PROVISIONS RELATED TO REAL PROPERTY (Continued)

- (c) Agencies that provide employee housing shall report to the Legislature annually all employees who receive agency housing, the fair market rental value of housing supplied by the agency, and the amount of revenue recovered to meet the mandated goals.
- (d) Unless specifically authorized by this Act, a person may not receive housing below the rate established by this section. Individuals authorized by this Act for reduced rate housing are absolutely critical to safe operation of a facility.
- (e) Funds may not be expended to construct additional employee housing.
- (f) When existing facilities are no longer suitable for employee housing, the agency should determine the feasibility of converting the use of housing or razing the structure before making repairs or updates.
- (g) A person may not receive additional compensation in lieu of state-owned housing.
- (h) An agency may withhold rent payments from the salary of an agency employee. The Comptroller may adopt rules related to withholding of rent payments from salaries.

Sec. 11.06. **State Agency Emergency Leases.**¹¹ It is the intent of the Legislature that all emergency leases held by state agencies be eliminated. To assure for better planning on the part of state agencies and response from the Texas Facilities Commission Leasing Division, state agencies are directed to adhere to the following provisions:

- (a) A state agency that is in an emergency lease agreement on September 1, 2007 shall have its appropriation in each fiscal year in which it is in the emergency lease agreement reduced by the dollar amount charged to the agency in addition to its base level rent.
- (b) At least one year before an agency's lease expires, an agency must notify the Texas Facilities Commission in writing of its intent to renew its existing lease or relocate its offices.
- (c) If an agency fails to notify the Texas Facilities Commission in writing at least one year prior to a lease expiration, and is subsequently forced to initiate an emergency lease agreement, the agency shall have its appropriation in each fiscal year in which it is in an emergency lease agreement reduced by the dollar amount charged to the agency in addition to its base level rent.
- (d) If an agency notifies the Texas Facilities Commission in writing one year prior to a lease expiration in accordance with Chapter 2167, Government Code, and the Texas Facilities Commission fails to renew/initiate a lease agreement for the agency by the lease expiration date, and an agency is forced to initiate an emergency lease agreement, the Texas Facilities Commission shall have its appropriation reduced in each fiscal year in which the affected agency is in an emergency lease agreement by the dollar amount charged to the agency in addition to the agency's base level rent.
- (e) The Comptroller will make all necessary reductions established in this provision each month of an emergency lease agreement. Funds lapsed by agencies for violation of this provision shall be deposited into the fund in the State Treasury from which they were originally appropriated.
- (f) Additionally, the Texas Facilities Commission shall provide quarterly reports to the Legislative Budget Board and the Governor detailing the number of state agencies holding emergency leases, and providing the status on the progress of terminating the emergency lease agreement.
- (g) In addition to the requirements of this section, emergency leases for health and human services agencies are also governed by § 2167.004, Government Code.
- (h) The Department of Agriculture is exempted from the provisions of this section.

Sec. 11.07. **Prepayment of Annual Lease Costs.**¹¹

- (a) In order to effectuate greater savings out of funds appropriated to state agencies for leased office or building space, the Texas Facilities Commission is hereby authorized to enter into an

¹¹ Rider modified to reflect the name change of the Texas Building and Procurement Commission to the Texas Facilities Commission by HB 3560, 80th Legislature, Regular Session.

PROVISIONS RELATED TO REAL PROPERTY

(Continued)

agreement, on behalf of a state agency, with a landlord for prepayment of the annual lease costs in exchange for an early payment discount.

- (b) A report regarding the amount of savings realized as a result of an early payment discount shall be provided to the Legislative Budget Board by the Texas Facilities Commission no later than 30 days subsequent to the date of the duly executed agreement with the landlord. After approval by the Legislative Budget Board, the Comptroller shall reduce the appropriations of the affected agency for each year of the biennium in an amount identified by the Texas Facilities Commission and submitted to the Comptroller.

Sec. 11.08. **Equipment Maintenance Cost Reductions.**¹²

- (a) It is the intent of the Legislature that all state agencies participate in a cooperative effort with the Comptroller of Public Accounts to reduce equipment maintenance costs. The Comptroller of Public Accounts may assist state agencies in reducing equipment maintenance costs by establishing consolidated volume contracts for maintenance services, by making the Comptroller of Public Accounts maintenance contracts available to other state agencies, or by assisting state agencies with restructuring or renegotiating their maintenance contracts. If the Comptroller of Public Accounts enters into a contract for consulting services related to reducing equipment maintenance costs, each state agency shall use the services provided under the contract to the greatest extent possible.
- (b) By October 1 of each fiscal year the Comptroller of Public Accounts shall report to the Legislative Budget Board and the Governor's Office any savings achieved by agencies or institutions of higher education through use of Comptroller of Public Accounts procurement services and maintenance services contracts.

¹² Rider modified to reflect the transfer of the procurement program from the Texas Facilities Commission (formerly the Texas Building and Procurement Commission) to the Comptroller of Public Accounts by HB 3560, 80th Legislature, Regular Session.

PART 12. PROVISIONS RELATED TO PROPERTY

Sec. 12.01. **Aircraft.**

- (a) Notwithstanding any other provision of this Act, the purchase of aircraft may not be made from appropriated funds except as authorized in this section.
- (b) Agencies authorized to expend appropriated funds for the maintenance and operation of state-owned aircraft or replacements authorized by Subsection (d) are:
 - (1) Texas A&M University System;
 - (2) Texas Department of Criminal Justice;
 - (3) Texas Department of Transportation;
 - (4) Parks and Wildlife Department;
 - (5) Department of Public Safety of the State of Texas;
 - (6) University of Texas System;
 - (7) Texas State Technical College; and
 - (8) Texas Forest Service.
- (c) Notwithstanding any other provision of this Act, all state-owned aircraft (including aircraft forfeited to or seized by a particular agency) are subject to the authority of the Texas Department of Transportation.
- (d) Expenditure of appropriated funds for replacement of aircraft with aircraft of comparable quality may be made contingent upon approval of the Texas Department of Transportation and a finding of fact by the Governor that a report has been filed with the Governor showing that:
 - (1) the aircraft to be replaced has been destroyed or has deteriorated to an extent that continued operation presents a serious hazard or that the aircraft to be replaced can no longer meet the mission requirements of the principal user state agency; and
 - (2) other state-owned aircraft cannot be effectively utilized in lieu of a replacement aircraft.

PROVISIONS RELATED TO PROPERTY

(Continued)

- (e) Expenditures necessary to purchase liability insurance pursuant to § 2205.045(a), Government Code, shall be made on a pro rata basis, as determined by the Texas Department of Transportation, from appropriations authorized to each agency operating a state-owned aircraft. The Comptroller shall transfer such necessary amounts from agencies operating aircraft to the Texas Department of Transportation for the purchase of liability insurance and expenditure of such funds by the Department is hereby authorized.
- (f) Any reimbursements received by a state agency for authorized aircraft services rendered to another state agency are hereby appropriated to the agency receiving the reimbursements, and shall be credited to the agency's appropriation item from which the cost of aircraft operation is paid.

Sec. 12.02. Publication or Sale of Printed, Recorded, or Electronically Produced Matter or Records.

- (a) Funds appropriated by this Act may not be used for the publication, recording, production, or distribution of any item or matter, including lists, notices, pamphlets, video tapes, audio tapes, microfiche, films or other electronically produced information or records unless such publication, recording, or production is:
 - (1) essential to accomplish or achieve a strategy or outcome target established by this Act; or
 - (2) required by law.
- (b) Any funds received and collected from any charges specifically authorized by statute for the productions, publications, or records are hereby appropriated to the agency issuing the productions, publications, or records for use during the year in which the receipts are collected. The Comptroller shall credit such receipts to the like appropriation item from which the original costs are paid.

Sec. 12.03. Limitation on Expenditures for Purchases and Conversions of Alternative Fuel Vehicles. A state agency, including an institution of higher education, that is required to meet the percentage requirements for vehicles capable of using alternative fuels under Chapter 2158, Government Code, may expend funds appropriated by this Act for the purpose of meeting the percentage requirements only if the agency purchases or converts a vehicle that uses the most cost-effective, fuel efficient and mechanically efficient alternative fuel source.

Sec. 12.04. Lost Property.

- (a) A state agency or institution of higher education must annually report to the Legislative Budget Board and the Comptroller the value of property lost or missing from the possession of the agency or institution of higher education. The Legislative Budget Board and the Comptroller may prescribe forms and dates for reporting.
- (b) The Comptroller shall withhold from the General Revenue Funds, General Revenue–Dedicated Funds, or Other Funds appropriated to the state agency or institution of higher education by this Act an amount equal to 50 percent of the value of the lost property originally purchased with those funds provided that the loss falls outside the standards promulgated by the American Society for Testing and Materials. If a state agency or institution of higher education subsequently recovers or accounts for lost property to the satisfaction of the Comptroller, the Comptroller shall release to the state agency or institution of higher education a proportional amount of previously withheld General Revenue Funds, General Revenue–Dedicated Funds, or Other Funds.
- (c) This section applies to all state agency and institution of higher education property without regard to the source of funds or classification of funds used to acquire the property.

Sec. 12.05. Transfer of Master Lease Purchase Program Payments.

- (a) The Texas Public Finance Authority is hereby authorized to transfer each agency's share of administrative fees and lease payments pursuant to the Master Lease Purchase Program from each agency's appropriations made elsewhere in this Act to the Texas Public Finance Authority Master Lease Purchase Program cost of issuance funds and the State Lease Fund Account, respectively. Transfers for administrative fees and lease payments may not be made earlier than 15 days prior to the date that debt service payment is required. The Texas Public Finance Authority may

PROVISIONS RELATED TO PROPERTY (Continued)

transfer funds necessary for Master Lease Purchase Program debt service payments from the State Lease Fund Account to the Texas Public Finance Authority Master Lease Purchase Program interest and sinking funds.

- (b) The Comptroller shall assist the Texas Public Finance Authority in the transfer of lease payments. State agencies participating in the Master Lease Purchase Program shall cooperate in the timely transfer of lease payments to the Texas Public Finance Authority. The absence of specific Master Lease payment appropriations, identified in an agency's capital budget, does not release an agency from lease payment obligations.

Sec. 12.06. **Vehicle Fleet Management.**¹³ It is the intent of the Legislature that all state agencies and institutions shall adopt rules or policies to implement the State Vehicle Fleet Management Plan issued by the Office of Vehicle Fleet Management of the Comptroller of Public Accounts. In accordance with the State Vehicle Fleet Management Plan, the Office of Vehicle Fleet Management shall not grant a waiver for vehicle purchases for those agencies that have not adopted rules or procedures as required by § 2171.1045, Government Code. It is the intent of the Legislature that agencies follow recommendations in the State Vehicle Fleet Management Plan regarding replacing state vehicles when they reach 6 years (72 months) of service or 100,000 miles, whichever comes first. Circumstances may warrant exceptions to this policy based on economic factors for the state, as in the case of vehicles with excessive maintenance costs or unusually low maintenance costs. All state agencies and institutions must maintain detailed supporting documentation on their vehicle fleets and shall submit fleet data to the Office of Vehicle Fleet Management.

Sec. 12.07. **Interoperability Communications Equipment: Federal Funding.**

- (a) It is the intent of the Legislature that contingent upon receipt of any federal funds for interoperability communications equipment by a state agency, the state agency receiving the federal funding shall expend those funds to establish an interoperable communications system. The interoperable communications equipment shall be subject to guidelines established by the United States Department of Homeland Security, Office of Domestic Preparedness.
- (b) This section applies to federal funds appropriated by this Act and received by:
 - (1) the Texas Parks and Wildlife Department;
 - (2) the Texas Department of Transportation;
 - (3) the Texas Youth Commission;
 - (4) the Texas Alcoholic Beverage Commission;
 - (5) the Department of Public Safety of the State of Texas;
 - (6) the Texas Department of Criminal Justice; and
 - (7) the Texas Forest Service.
- (c) Except as provided by Subsection (e) of this section, none of the federal funds received by an agency named under Subsection (b) of this section to establish an interoperable communications system may be used to purchase new agency radio equipment until equipment required to achieve system interoperability has been established at the agency. The interoperable communications equipment shall be subject to guidelines established by the United States Department of Homeland Security, Office of Domestic Preparedness.
- (d) Except as provided by Subsection (e) of this section, after the establishment of a interoperable communications system by all seven of the state agencies listed under Subsection (b) of this section, no federal communications interoperability grants or funds provided to the State of Texas for distribution to local, county, or municipal government agencies shall be spent by those local, county, or municipal government agencies for new radio equipment purchases unless such funds are first used for equipment to connect to an interoperable system established by the state agencies. The interoperable communications equipment shall be subject to guidelines established by the United States Department of Homeland Security, Office of Domestic Preparedness.
- (e) (1) A state or local entity may use any funds not otherwise restricted to replace broken or failing communications equipment and maintain an existing communications system until an interoperable system can be created.

¹³ Rider modified to reflect the transfer of the fleet management program from the Texas Facilities Commission (formerly the Texas Building and Procurement Commission) to the Comptroller of Public Accounts by HB 3560, 80th Legislature, Regular Session.

PROVISIONS RELATED TO PROPERTY (Continued)

- (2) This section is not a limitation on maintenance of an existing communications system or replacement of broken or failing communications equipment.
- (f) Quarterly, each agency named under Subsection (b) of this section to establish an interoperable communications system shall report to the Legislative Budget Board and the Governor regarding the agency's progress to achieve system interoperability and meet any interoperable communications equipment guidelines established by the United States Department of Homeland Security, Office of Domestic Preparedness.

Sec. 12.08. **Interoperability Communications Equipment: All Appropriated Funding.**

- (a) It is the intent of the Legislature that except as provided by Subsection (c) of this section, none of the funds appropriated to a state agency listed under Subsection (b) of this section shall be expended by the state agency for the purchase of new radio equipment until the state agency has established an interoperable communications system. The interoperable communications equipment shall be subject to guidelines established by the United States Department of Homeland Security, Office of Domestic Preparedness.
- (b) This section applies to the following state agencies:
 - (1) the Texas Parks and Wildlife Department;
 - (2) the Texas Department of Transportation;
 - (3) the Texas Youth Commission;
 - (4) the Texas Alcoholic Beverage Commission;
 - (5) the Department of Public Safety of the State of Texas;
 - (6) the Texas Department of Criminal Justice; and
 - (7) the Texas Forest Service.
- (c)
 - (1) A state agency may use any funds not otherwise restricted to replace broken or failing communications equipment and maintain an existing communications system until an interoperable system can be created.
 - (2) This section is not a limitation on maintenance of an existing communications system or replacement of broken or failing communications equipment.
- (d) Quarterly, each agency named under Subsection (b) of this section to establish an interoperable communications system shall report to the Legislative Budget Board and the Governor regarding the agency's progress to achieve system interoperability and meet any interoperable communications equipment guidelines established by the United States Department of Homeland Security, Office of Domestic Preparedness.

PART 13. **OTHER PROVISIONS**

Sec. 13.01. **Employee Meal Authorization.** State agencies providing institution-based services, including the Texas Department of Criminal Justice, the Department of Aging and Disability Services, the Department of State Health Services, the Texas Youth Commission, the Texas School for the Blind and Visually Impaired, and the Texas School for the Deaf, may provide meals to employees working in institutional settings and may charge a fee at costs established by the agencies that does not exceed the direct and indirect costs of preparation.

Sec. 13.02. **Bank Fees and Charges.** From interest income appropriated by this Act, amounts may be used for the purpose of paying bank fees and charges as necessary.

Sec. 13.03. **Appropriation: Temporary Assistance for Needy Families (TANF) Federal Funds.**

- (a) For the biennium beginning September 1, 2007, in addition to sums appropriated elsewhere by this Act, the balance of all available TANF federal funds allocated to the State is hereby appropriated for the purposes for which the TANF block grant is made. In the event of an expenditure requirement related to fiscal penalties, caseload growth, or other program needs (such as meeting work participation targets or increasing the capacity to serve TANF recipients facing time-limited benefits), the funds appropriated by this provision and/or the balance of all available TANF federal funds appropriated elsewhere by this Act may be expended and/or transferred as appropriate by the Single State Agency for TANF, subject to the written prior approval of the Governor and the Legislative Budget Board.

OTHER PROVISIONS

(Continued)

- (b) The expenditure of TANF federal funds is hereby limited to those amounts specifically identified and appropriated by this Act, unless specific written approval is made by the Legislative Budget Board and Governor.

Sec. 13.04. **Incentive and Productivity.**

- (a) Net annual savings or revenues realized from employee suggestions implemented by a state agency under rules promulgated by the State Council on Competitive Government must be allocated by the state agency as follows:
 - (1) An amount not to exceed \$5,000 or 10 percent of the annual net savings or revenues attributable to a suggestion implemented by a state agency shall be available for the payment of employee awards under an employee awards program.
 - (2) The remaining amount, equal to at least 90 percent of the original annual net savings or revenues from amounts appropriated to the agency in the fiscal year(s) in which the savings or revenues were realized, shall be retained by the agency to pay for agency operations.
- (b) The net savings or revenues realized in a fiscal year are to be considered encumbered by the agency implementing the suggestion for purposes of carrying out the allocation of funds listed in Subsection (a). The amounts encumbered shall be accounted for in the following manner:
 - (1) Upon implementation of an approved employee suggestion, an agency shall establish a Savings Measurement Account for that suggestion and transfer into this account the share of the projected net first-year savings or revenues attributable to the suggestion during that fiscal year. All balances in these accounts as of August 31, 2007, are appropriated for fiscal year 2008, and all balances in these accounts as of August 31, 2008, are appropriated for fiscal year 2009. At the beginning of the following fiscal year, the agency shall transfer into the Savings Measurement Account the remaining share of the projected net savings or revenues for each approved suggestion.
 - (2) At the conclusion of the implementation period for an approved and implemented suggestion, the amount of net savings or revenues certified by the agency and the State Council on Competitive Government shall be compared with the balance in the Savings Measurement Account for that employee suggestion. If the certified net savings or revenue amount exceeds the balances in the Savings Measurement Account, the additional funds shall be derived from that agency's current year appropriations. If the certified net savings or revenue amount is less than the balance in the Savings Measurement Account, the excess amount deposited is available to the agency for expenditures in the current fiscal year for the same purposes as the original source appropriations. The certified net savings or revenues shall be transferred in accordance with Subsection (a).
- (c) In the event that agencies identify statutory, federal or constitutional restrictions on the use of funds in accounts where savings or revenues were generated by approved employee suggestions, agencies are authorized to substitute other funding and appropriation sources for the \$5,000 or 10 percent employee award portion under Subsection (a). All such substitutions for statutory, federal, or constitutional restrictions shall be reviewed and approved by the Comptroller before the substitution of \$5,000 or 10 percent from other funds is adopted.
- (d) The Comptroller and the State Council on Competitive Government shall jointly develop rules for the above provisions of this section.

Sec. 13.05. **Appropriations from State Tax Revenue.** The appropriations from state tax revenue not dedicated by the Constitution for the 2008–09 biennium shall not exceed the Texas Constitution's Article VIII, § 22 limit of \$62,829,000,336 established by the Legislative Budget Board pursuant to § 316.002, Government Code. The limit on appropriations that can be made for the 2008–09 biennium is subject to adjustments resulting from revenue forecast revisions or subsequent appropriations certified by the Comptroller to the 2006–07 biennial appropriations from state tax revenue not dedicated by the Constitution. The Comptroller may adjust the composition of fund and account balances without any net change in balances or change in appropriations so as to ensure compliance with the limit set forth in Article VIII, § 22 of the Texas Constitution.

Sec. 13.06. **Contingency Rider.** It is the intent of the Legislature that appropriations made in this Act be expended only for purposes and programs specifically funded in the Act, and contingency appropriations made for legislation adopted by the Eightieth Legislature be the sole source of funding for

OTHER PROVISIONS

(Continued)

implementation of that legislation. No state agency or institution of higher education is required to reallocate or redistribute funds appropriated in this Act to provide funding for programs or legislation adopted by the Eightieth Legislature for which there is not specific appropriation or contingency provision identified in this Act.

Sec. 13.07. **Informational Items.** Object of expense (OOE) listings contained in this Act, and other informational listings are not appropriations, and are merely informational listings that are intended to qualify or direct the use of funds appropriated in agency strategies, or are incidental to the appropriation made in the agency strategies.

Sec. 13.08. **Strategic Sourcing.**¹⁴ Out of funds appropriated elsewhere in this Act, the Comptroller of Public Accounts and the Department of Information Resources shall implement strategic sourcing initiatives that result in better value for the state for commonly purchased goods and services. A quarterly report on the progress of implementing strategic sourcing initiatives shall be submitted to the Governor and Legislative Budget Board beginning December 1, 2007. A report, in a format prescribed by the Legislative Budget Board, of the savings resulting from strategic sourcing should be submitted to the Governor and Legislative Budget Board before October 1, 2008 and quarterly thereafter.

Sec. 13.09. **Appropriation of All Specialty License Plate Receipts and Unexpended Balances.**

- (a) (1) For the fiscal year beginning September 1, 2007, the amounts appropriated to an agency under Articles I–VIII of this Act include, regardless of whether or not the amounts may be shown under or limited by the bill pattern or riders of the agency or the special provisions applicable to the Article of this Act under which the agency’s appropriation might be located:
 - (A) all estimated balances and revenue collected by an agency or held in a fund or an account by or on behalf of an agency before September 1, 2007, and that are associated with the sale of a Texas specialty license plate, as authorized by Subchapter G, Chapter 504, Transportation Code, or other applicable statute; and
 - (B) all estimated balances and revenue collected by an agency or held in a fund or an account by or on behalf of an agency on or after September 1, 2007, and that are associated with the sale of a Texas specialty license plate, as authorized by Subchapter G, Chapter 504, Transportation Code, or other applicable statute, during the 2008–09 biennium, including any new license plates that may be authorized or issued after September 1, 2007.
- (2) Amounts appropriated by this section shall be used for purposes consistent with this Act and all applicable statutes.
- (b) Any unexpended balance as of August 31, 2008, associated with an appropriation made by Subsection (a) of this section is hereby appropriated for the same purpose for use during the fiscal year beginning September 1, 2008.
- (c) The following is an informational listing of estimated revenues and balances associated with certain Texas specialty license plates that are specifically referenced under Articles I–VIII of this Act. The Texas specialty license plates that are listed below are authorized by Subchapter G, Chapter 504, Transportation Code, or other applicable statute.

<u>Specialty License Plate</u>	<u>Fund or Account Number</u>	<u>Estimated Balance on 8/31/07</u>	<u>Estimated Revenue FY2008</u>	<u>Estimated Revenue FY2009</u>
Article I				
Commission on the Arts				
State of the Arts	0334 ^a	\$0	\$384,096	\$384,097
Office of the Attorney General				
Lone Star Proud for Kids (Volunteer Advocate)	5036	\$93,000	\$55,000	\$55,000

¹⁴ Rider modified to reflect the transfer of the procurement program from the Texas Facilities Commission (formerly the Texas Building and Procurement Commission) to the Comptroller of Public Accounts by HB 3560, 80th Legislature, Regular Session.

^a Fund 0334 for the Commission on the Arts has these three revenue sources; however, none of the “Estimated Balance on 8/31/07” for Fund 0334 is related to Motor Vehicle Registration Fees:

- 3014 Motor Vehicle Registration Fees
- 3851 Interest on State Deposits and Treasury Investments, General (Non-program)
- 3852 Interest on Local Deposits-State Agencies

OTHER PROVISIONS (Continued)

Cancer Council				
Texans Conquer Cancer	5090	\$33,000	\$12,000	\$12,000
Trusted Programs within the Office of the Governor				
Economic Development and Tourism	5110	\$48,000	\$11,000	\$11,000
Texas—It’s Like a Whole Other Country	5053	\$115,000	\$23,000	\$23,000
Native Texan (Daughters of the Republic of Texas)	5115	\$17,000	\$59,000	\$59,000
Space Shuttle Columbia	0001	\$0	\$12,000	\$12,000
Texas Music	5113	\$7,000	\$5,000	\$5,000
Historical Commission				
El Paso Mission Valley	5122	\$0	\$0	\$0
Library & Archives Commission				
Texas Reads	5042	\$7,000	\$6,000	\$6,000
Veterans Commission				
American Legion	N/A	\$0	\$0	\$0
Air Force Association	5123	\$0	\$7,500	\$7,500
Article II^b				
Department of Aging and Disability Services				
Special Olympics Texas	5055	\$3,080	\$3,080	\$3,080
Department of Assistive and Rehabilitative Services				
I Love Texas	5086	\$8,117	\$7,678	\$7,678
Department of State Health Services				
Animal Friendly	5032	\$1,659,000	\$348,000	\$348,000
March of Dimes	5117	\$4,000	\$2,000	\$2,000
Be a Blood Donor	5134	\$2,000	\$1,000	\$1,000
Article III				
Texas Education Agency				
Read to Succeed	5027	\$9,000	\$29,198	\$29,198
YMCA	5089	\$1,000	\$673	\$673
100th Football Season of S. F. Austin High School	5058	\$0	\$0	\$0
Share The Road	5121	\$6,000	\$45,371	\$45,371
Knights of Columbus	5118	\$1,000	\$10,898	\$10,898
Star Day School Library Readers are Leaders	N/A	\$0	\$0	\$0
Keeping Texas Strong	N/A	\$0	\$0	\$0
Anthropos Arts	N/A	\$0	\$0	\$25,000
Higher Education Coordinating Board				
Mothers Against Drunk Driving	N/A	\$0	\$4,800	\$4,800
Houston Livestock Show and Rodeo	5034	\$15,000	\$5,000	\$5,000
Collegiate License Plates	5015	\$425,000	\$338,000	\$338,000
Girl Scouts	5052	\$5,000	\$3,000	\$3,000
Cotton Boll	5119	\$21,000	\$7,000	\$7,000
Boy Scouts of America	5126	\$8,000	\$6,000	\$6,000
College for Texans	N/A	\$0	\$0	\$0
Texas A&M University System Admin and General Offices				
Texas State Rifle Association	5130	\$14,000	\$13,000	\$13,000
Texas A&M University – Kingsville				
Red Grapefruit (Texas Citrus Industry)	5056	\$13,000	\$3,000	\$3,000
Texas Cooperative Extension				
Texas Master Gardener	5131	\$20,000	\$6,000	\$6,000
4-H	5132	\$4,000	\$1,000	\$1,000
Texas Forest Service				
Urban Forestry	5133	\$4,000	\$2,000	\$2,000
Article IV				
Supreme Court of Texas				
Texas Young Lawyers (And Justice for All)	0573 ^c	\$0	\$19,000	\$19,000

^b In the agency bill patterns, the Article II agencies split their specialty license plate “Estimated Balance on 8/31/07” evenly between FY2008 and FY2009. All other agencies with specialty license plates put the entire balance into FY2008.

^c Fund 0573 for the Supreme Court has these seven revenue sources; however, none of the “Estimated Balance on 8/31/07” for Fund 0573 is related to Motor Vehicle Registration Fees:

- 3014 Motor Vehicle Registration Fees
- 3195 Additional Legal Services Fees
- 3704 Court Costs
- 3709 District Court Suit Filing Fee
- 3711 Judicial Fees
- 3719 Fees for Copies or Filing of Records
- 3777 Warrants Voided by Statute of Limitation-Default Fund

OTHER PROVISIONS
(Continued)

Article VI

Department of Agriculture				
Go Texan (Texas Agricultural Products)	5051 ^d	\$0	\$4,000	\$4,000
Parks and Wildlife Department				
Big Bend National Park	5030 ^e	\$104,000	\$52,000	\$52,000
Waterfowl & Wetland Conservation	5057	\$26,000	\$24,000	\$24,000
Texas PGA Junior Golf	0001	\$0	\$0	\$0
Marine Mammal Recovery	5120	\$20,000	\$6,000	\$6,000
Texas Lions Camp	5116	\$22,000	\$6,000	\$6,000
Horned Toad	5004 ^f	\$1,394,780	\$284,367	\$284,367
Bluebonnet	5004	\$586,698	\$110,169	\$110,169
Whitetail Deer	5004	\$270,279	\$62,916	\$62,916
Largemouth Bass	5004	\$170,016	\$42,549	\$42,549

Sec. 13.10. **Anthropos Specialty Plates.** From revenues generated from the sale of the anthropos specialty license plates issued as authorized by Subchapters I and J, Chapter 504, Transportation Code, the Texas Education Agency is hereby appropriated all funds received from the sale of the anthropos specialty license plate (estimated to be \$25,000 in fiscal year 2009) to support Anthropos Arts, a 501(c) 3 in Austin, Texas dedicated to providing free, private music education to children in Title I public schools.

^d Fund 5051 for the Department of Agriculture has these three revenue sources; however, none of the “Estimated Balance on 8/31/07” for Fund 5051 is related to Motor Vehicle Registration Fees:

- 3014 Motor Vehicle Registration Fees
- 3740 Grants/Donations
- 3851 Interest on State Deposits and Treasury Investments, General (Non-program)

^e Fund 5030 has these two revenue sources, and both are included in the “Estimated Balance on 8/31/07”:

- 3014 Motor Vehicle Registration Fees
- 3851 Interest on State Deposits and Treasury Investments General (Non-program)

^f Fund 5004 has subaccounts reported by Texas Parks and Wildlife; therefore, individual license plate balances and revenues can be shown.

PART 14. AGENCY DISCRETIONARY TRANSFER PROVISIONS

Sec. 14.01. Appropriation Transfers.

- (a) Subject to any specific restriction in another provision of this Act, an appropriation contained in this Act may be transferred from one appropriation item to another appropriation item in an amount not to exceed 12.5 percent of the appropriation item from which the transfer is made for the fiscal year, at the discretion of the chief administrative officer of the state agency or institution.
- (b) As a specific exception to Subsection (a), funds appropriated for capital budget items are subject to restrictions contained elsewhere in this Act.
- (c) Funds appropriated by this Act in items of appropriation that are part of a Goal for “Indirect Administrative and Support Costs” or “Indirect Administration” may also be transferred from one appropriation item to another appropriation item within that same Goal without limitation as to the amount of such a transfer.
- (d) Appropriations made by this Act to each state agency or institution of higher education are not subject to transfer between agencies or institutions except under the provisions of interagency contract, budget execution statutes, or specific rider or statutory authorization.

Sec. 14.02. **Transfers for Contract Services.** Funds appropriated in the various Articles of this Act for “Employees Retirement System,” “Social Security State Match,” and “Benefit Replacement Pay” may be transferred between Articles for similar appropriation items for the purpose of paying employee benefits costs incurred by higher education institutions when those institutions have contracted to provide services to state agencies.

Sec. 14.03. Limitation on Expenditures - Capital Budget.

- (a) Contained in appropriations made to certain agencies by this Act are amounts identified as the “Capital Budget.” Except as provided under this section, none of the funds appropriated by this Act, in excess of amounts restricted to capital budget purposes, may be expended for capital budget purposes without the prior approval of the Governor and Legislative Budget Board.

AGENCY DISCRETIONARY TRANSFER PROVISIONS

(Continued)

- (b) A request for approval to exceed the transfer limitation on capital budget expenditures under Subsection (i) must be submitted by the agency's governing board and must include at a minimum:
 - (1) the date on which the board approved the request;
 - (2) a statement justifying the need to exceed the limitation;
 - (3) the source of funds to be used to make the purchases; and
 - (4) an explanation as to why such expenditures cannot be deferred.
- (c) This restriction does not apply to:
 - (1) expenditures for capital outlay items or projects that are not included in the definition of "Capital Budget" under Subsection (d); or
 - (2) expenditures for Capital Budget purposes made by:
 - (A) institutions of higher education; or
 - (B) public community/junior colleges.
- (d) "Capital Budget" includes expenditures, for assets with a biennial project cost or unit cost in excess of \$25,000, within the following categories:
 - (1) Acquisition of Land and Other Real Property (except for right-of-way purchases made by the Texas Department of Transportation);
 - (2) Construction of Buildings and Facilities;
 - (3) Repairs or Rehabilitation of Buildings and Facilities;
 - (4) Construction of Roads (except for such expenditures made by the Texas Department of Transportation);
 - (5) Acquisition of Information Resource Technologies;
 - (6) Transportation Items;
 - (7) Acquisition of Capital Equipment and Items; or
 - (8) Other Lease Payments to the Master Lease Purchase Program (for items acquired prior to September 1, 2007 only).
- (e) Any expenditure directly related to acquisition of an asset, or to placing an asset in service, may be paid from the appropriation made to the "Capital Budget."
- (f) In implementing this section, the Comptroller should refer to the detailed instructions for preparing and submitting requests for legislative appropriations for the biennium beginning September 1, 2007, and the definitions therein, and to the official request for legislative appropriations submitted by the affected agency.
- (g) Appropriations restricted to capital budget purposes and not identified in a "Capital Budget" as being for lease payments to the master lease purchase program (MLPP) or for other lease-purchase payments may be utilized to make lease payments under MLPP or for other lease or installment payments only if the agency to which the appropriation is made provides a report to the Comptroller specifying the sum of the lease payments to be made during the biennium for the Capital Budget item being acquired. The Comptroller shall reduce the appropriation made by this Act for the Capital Budget item in an amount equal to the difference between the appropriated amount and the sum of the lease payments for the biennium and deposit that amount into the unappropriated balance of the original funding source. In the event that the Comptroller cannot determine the amount appropriated for a specific Capital Budget item, the amount shall be determined by the Legislative Budget Board.

AGENCY DISCRETIONARY TRANSFER PROVISIONS

(Continued)

- (h) Funds restricted to “Acquisition of Information Resource Technologies” may also be used to purchase or contract for computer time, facility resources, maintenance, and training.
- (i) (1) An agency may transfer appropriations:
 - (A) from a non-capital budget item to a capital budget item;
 - (B) from a capital budget item to another capital budget item; or
 - (C) from a capital budget item to an additional capital budget item not presented in the agency’s bill pattern.
- (2) Without the approval of the Governor and the Legislative Budget Board:
 - (A) the amounts transferred during a fiscal year as provided by Subdivision (1) of this Subsection (i) may not exceed 25 percent of either:
 - (i) the amount of the capital budget item, as presented in the agency’s bill pattern from which funds are being transferred; or
 - (ii) the amount of the capital budget item, if presented in the agency’s bill pattern, to which funds are being transferred;
 - (B) appropriations may not be transferred directly from a non-capital budget item to an additional capital budget item not presented in the agency’s bill pattern;
 - (C) appropriations may not be transferred to an additional capital budget item that is not presented in the agency’s bill pattern if that additional capital budget item was presented to a committee, subcommittee, or working group of the Eightieth Legislature but was not adopted by the Eightieth Legislature; and
 - (D) an agency that does not have a capital budget provision following its items of appropriation in this Act may not use funds appropriated by this Act for capital budget purposes.
- (j) Any unexpended balances remaining in appropriations made by this Act for capital budget purposes for fiscal year 2008 are hereby appropriated for fiscal year 2009 for the same purpose.
- (k) (1) Notwithstanding limitations on capital expenditures provided elsewhere, appropriations made by this Act that may be used for the payment of utility bills are hereby authorized to be used to pay for energy and water conservation-related projects, including lease payments under the state’s Master Lease Purchase Program, entered into in accordance with energy and water conservation statutes.
- (2) Capital expenditures for items that could be financed through the utility savings made possible by a comprehensive energy and water conservation contract authorized by § 2166.406, Government Code, are prohibited unless part of a comprehensive energy and/or water conservation contract authorized under § 2166.406, Government Code.
- (3) Before authorizing expenditures for capital items that consume energy or water or that are related to the energy and/or water consumption of an agency’s facilities, the Comptroller must verify that the items could not be part of a cost-effective contract for energy and water conservation measures authorized by § 2166.406, Government Code.

Sec. 14.04. Disaster Related Transfer Authority.

- (a) In the event of a disaster proclamation by the Governor under the Texas Disaster Act of 1975, Chapter 418, Government Code, transfers of appropriations made in this Act, if necessary to respond to the disaster and if made according to the terms of this section, are permitted. No part of this Section 14.04 shall be read to limit, modify, or abridge the authority of the Governor to proclaim martial law or exercise any other powers vested in the Governor under the constitution or laws of this state.
- (b) Health and Human Services Agencies: For a health and human services agency listed in Chapter 531, Government Code, that directly responds to the disaster, the Commissioner of Health and Human Services is authorized to transfer funds from another health and human services agency

AGENCY DISCRETIONARY TRANSFER PROVISIONS

(Continued)

listed in Chapter 531, Government Code to the responding agency, and may transfer funds between the strategies of each agency for the purpose of funding the disaster response subject to the prior notification of the Legislative Budget Board and Governor as provided by Subsection (g).

- (c) **Other Agencies:** An agency other than a health and human services agency listed in Chapter 531, Government Code that directly responds to a disaster may transfer appropriations within the agency, without regard to any limits on transfer of appropriations between strategies, subject to the prior notification of the Legislative Budget Board and Governor as provided by Subsection (g).
- (d) **Transfers Between Agencies:** In the event that a transfer involving at least one agency not listed in Chapter 531, government Code is necessary in order to respond to a disaster, the agencies involved in the transfer shall request approval from the Legislative Budget Board and the Governor for the emergency transfer of funds, pursuant to Article XVI, Section 69, Texas Constitution. Any request under this subsection should include the same information required in the recommended plan of transfer below, and a copy shall be provided to the Comptroller.
- (e) **Appropriation Transfers between Fiscal Years:** Agencies responding to a disaster are authorized to transfer funds appropriated in fiscal year 2009 to fiscal year 2008, subject to the prior notification of the Legislative Budget Board and Governor as provided by Subsection (g).
- (f) **Unexpended Balances:** Any unobligated balances from transfers made under Subsection (e) as of August 31, 2008, are appropriated to the agency for the same purpose for the fiscal year beginning September 1, 2008.
- (g) **Notification of Recommended Plan of Transfer.**
 - (1) **Recommended Plan of Transfer:** A recommended plan of transfer submitted by an agency to the Governor and Legislative Budget Board under this section must include the following information:
 - (A) a copy of the appropriate disaster proclamation made under Chapter 418, Government Code;
 - (B) the amounts to be transferred (listed by method of finance);
 - (C) the agency or agencies affected;
 - (D) the programs affected by the transfer; and
 - (E) any other information requested by the Legislative Budget Board.
 - (2) **Notification:** An agency must notify the Legislative Budget Board, the Comptroller, the Governor, and any other agency involved in the transfer prior to the date of recommended transfers. The Comptroller shall transfer the funds as recommended.

PART 15. AGENCY NON-DISCRETIONARY TRANSFER PROVISIONS

Sec. 15.01. Reimbursements for Unemployment Benefits.

- (a) For the purposes of this section, “agency” includes a state agency as defined under § 2151.002, Government Code, which includes an institution of higher education (except a public junior college) as defined under § 61.003, Education Code.
- (b) At the close of each calendar quarter, the Texas Workforce Commission shall prepare a statement reflecting the amount of unemployment benefits paid to all former state employees based on wages earned from state employment and present it to the Comptroller. The Comptroller shall pay by warrant or transfer out of funds appropriated from the Unemployment Compensation Special Administration Account No. 165 such amount to the Unemployment Compensation Benefit Account No. 937 to reimburse it for such payments.
- (c) The Unemployment Compensation Special Administration Account No. 165 shall be reimbursed, as Interagency Transfers to the Unemployment Compensation Special Administration Account

AGENCY NON-DISCRETIONARY TRANSFER PROVISIONS

(Continued)

No. 165, for one-half of the unemployment benefits paid, from appropriations made in this Act to the agency that previously employed each respective former state employee whose payroll warrants were originally issued in whole or part from the General Revenue Fund or dedicated General Revenue Fund accounts, Federal Funds, or Other Funds, such as Fund No. 006.

- (d) From information related to unemployment benefits paid on behalf of previously employed former state employees provided by the Texas Workforce Commission, the Comptroller shall determine the proportionate amount of the reimbursement or payment due from the General Revenue Fund, any General Revenue–Dedicated accounts, Federal Funds or Other Fund appropriations made elsewhere in this Act to agencies. The Comptroller shall transfer such amounts to the Unemployment Compensation Special Administration Account No. 165. The amounts reimbursed pursuant to this subsection are hereby appropriated to the Unemployment Compensation Special Administration Account No. 165 for the purpose of reimbursing the Unemployment Compensation Benefit Account No. 937, as Interagency Transfers to the Unemployment Compensation Special Administration Account No. 165. The reimbursement requirements established by this subsection may be waived, either in whole or in part, by the Legislative Budget Board.
- (e) In addition to other reimbursement provided by this section, the Unemployment Compensation Special Administration Account No. 165 shall be reimbursed, for one-half of the unemployment benefits paid, from amounts appropriated to the Reimbursements to the Unemployment Compensation Benefit Account item in this Act out of dedicated General Revenue Fund accounts or Other Funds and shall be fully reimbursed from funds held in local bank accounts, for all former state employees whose payroll warrants were originally issued in whole or part from dedicated General Revenue Fund accounts, Other Funds or local bank accounts, respectively. From information provided by the Texas Workforce Commission, the Comptroller shall determine the proportionate amount of the reimbursement or payment due from funds other than General Revenue and transfer such funds to the Unemployment Compensation Special Administration Account No. 165. The amounts reimbursed from local funds pursuant to this subsection are hereby appropriated to the Unemployment Compensation Special Administration Account No. 165 for the purpose of reimbursing the Unemployment Compensation Benefit Account No. 937. Such transfers and payments as are authorized under law shall be made not later than the 30th day after the date of receipt of the statement of payments due.
- (f) The Comptroller may prescribe accounting procedures and regulations to implement this section.
- (g) The Comptroller, upon certification of amounts due from the Texas Workforce Commission, including the sources of such amounts due, may transfer funds from such agencies or other units of state government as the Texas Workforce Commission certifies remain due more than 30 days from receipt of the statement of payments due. The Texas Workforce Commission shall also determine the amounts due from funds held outside the state treasury and notify the State Auditor and Comptroller of such amounts.

Sec. 15.02. **Payments to the State Office of Risk Management (SORM).**

- (a) In this section:
 - (1) “Agency” includes a state agency as defined under § 2151.002, Government Code, which includes an institution of higher education (except a public junior college) as defined under § 61.003, Education Code, and may also include any other unit of state government as defined by the rules of the SORM, which participates in cost allocation plan provided under this section;
 - (2) “Assessment” means the amount of the workers’ compensation assessment placed on an agency by SORM as provided by this section and other relevant law; and
 - (3) “SORM” means the State Office of Risk Management.
- (b) At the beginning of each fiscal year, the SORM shall prepare a statement reflecting the assessments due from all agencies and present it to the Comptroller.
- (c) (1) Notwithstanding other provisions in this Act, agencies shall transfer to SORM seventy-five percent (75%) of their assessed allocation amounts for workers’ compensation coverage for their employees from funding in the same proportion as their expected payroll funding,

AGENCY NON-DISCRETIONARY TRANSFER PROVISIONS

(Continued)

including General Revenue Funds, dedicated General Revenue Fund accounts, Other Funds or local bank accounts.

- (2) Not later than May 1 of each fiscal year, SORM shall determine, based on actual costs since the beginning of the fiscal year and other estimated costs, the remaining assessment due from each agency. SORM shall prepare a statement reflecting the remaining assessments due from each agency and present the statement to the Comptroller. Each agency shall transfer to SORM the remaining assessed allocation amounts for workers' compensation coverage for their employees from funding in the same proportion as their expected payroll funding, including General Revenue Funds, dedicated General Revenue Fund accounts, Other Funds or local bank accounts.
- (d) Transfers and payments as are authorized under law shall be made not more than 30 days from receipt of the statement of payments due.
- (e) The Comptroller may prescribe accounting procedures and regulations to implement this section.
- (f) Upon certification by SORM of amounts due, the Comptroller may transfer funds from an agency if the assessment amount due remains unpaid after more than 30 days from receipt of the statement of payments due.
- (g) All funds recovered by SORM from third parties by way of subrogation are appropriated to SORM to be used for the payment of workers' compensation benefits to state employees and shall be retained in Strategy A.1.1, Workers' Compensation Payments, in whole for that purpose.
- (h) Amounts not to exceed 2 percent in total of workers' compensation annual expenditures may be awarded to agencies by SORM for the purposes of risk management and loss prevention. In the event that Strategy A.1.1, Workers' Compensation Payments, funded by the annual assessments to agencies, exceeds 110 percent of the expected annual payments, the portion of the excess over 110 percent funded from all funding sources shall be returned to agencies. The excess returned to the agencies by SORM is appropriated to the agencies for expenditures consistent with the original funding source. An all funds excess of 10 percent or less will be used to lower the cumulative assessments to agencies the following year.
- (i) In the event the total assessments in any year prove insufficient to fund expenditures, SORM may, with the approval of the Legislative Budget Board, temporarily utilize additional general revenue in an amount not to exceed 20 percent of the cumulative assessments for that fiscal year. Any additional general revenue funds will be utilized only for the purpose of temporary cash flow and must be repaid upon receipt of the following year's assessments in accordance with procedures established by the Comptroller. All transfers from and repayments to the General Revenue Fund shall be reported by SORM to the Legislative Budget Board.
- (j) The reimbursement requirements established by this section may be waived or delayed, either in whole or in part, by the Legislative Budget Board.
- (k) SORM shall require agencies to provide to SORM and agencies shall submit to SORM information regarding the specific funding sources from which agencies pay their assessed allocation amounts for workers' compensation coverage for their employees.

Sec. 15.03. Contingency Appropriation Reduction.

- (a) After considering all other contingency riders in this Act and all legislation passed by the Eightieth Legislature that affects revenue, if the appropriations made by Articles I through X of this Act exceed the estimated available revenue, all appropriations made under this Act out of the General Revenue Fund and General Revenue–Dedicated accounts are hereby automatically reduced on a pro-rata basis by the amount necessary, if any, to ensure that the total amount appropriated does not exceed the estimated revenue, pursuant to Article 3, Section 49a, Texas Constitution; provided, however, that appropriations described under Subsection (c) of this section shall not be reduced.
- (b) The Comptroller shall report the amount of the automatic reductions, if any, to the Governor and Legislative Budget Board.
- (c) Appropriations described under this Subsection (c) that may not be reduced by an action taken pursuant to this section are as follows:

AGENCY NON-DISCRETIONARY TRANSFER PROVISIONS

(Continued)

- (1) Appropriations identified in Sec. 6.07 of Article IX;
- (2) Appropriations made to the Texas Education Agency for the Foundation School Program in Strategies A.1.1, FSP-Equalized Operations, and A.1.2, FSP-Equalized Facilities;
- (3) Appropriations made in Article IV of this Act;
- (4) Appropriations made to the Teacher Retirement System;
- (5) Appropriations made to the Optional Retirement Program;
- (6) Appropriations made to the Higher Education Fund;
- (7) Appropriations made for Debt Service Payments for Non-Self Supporting G.O. Water Bonds;
- (8) Appropriations made for Compensation to Victims of Crime; and
- (9) Appropriations designated as “estimated.”

Sec. 15.04. **Appropriation Transfers: Billings for Statewide Allocated Costs.** As provided by Chapter 2106, Government Code, relating to billings to state agencies for the costs of support services allocated to agencies under the statewide cost allocation plan, the Comptroller shall transfer appropriations made to state agencies and institutions of higher education by this Act to the General Revenue Fund, under Articles I–VIII of this Act, in amounts which total an estimated \$46 million for the biennium.

At least thirty days prior to making transfers of agency appropriations to the General Revenue Fund pursuant to this provision, the Comptroller shall develop and prepare a plan of reductions and notify the Legislative Budget Board and Governor of the amounts proposed for reduction by each agency.

PART 16. LEGAL REPRESENTATION AND JUDGMENTS PROVISIONS

Sec.16.01. Court Representation and Outside Legal Counsel.

- (a)
 - (1) Except as otherwise provided by the Constitution or general or special statutes, the Attorney General shall have the primary duty of representing the State in the trial of civil cases. The provisions of this section apply to the representation of a state governmental entity by outside legal counsel in all legal matters.
 - (2) Funds appropriated by this Act may not be used by a state governmental entity for retaining outside legal counsel before the state governmental entity requests the Attorney General to perform such services.
 - (3) If the Attorney General determines that outside legal counsel is in the best interest of the State, the Attorney General shall so certify to the Comptroller and to the requesting a state governmental entity which may then utilize appropriated funds to retain outside legal counsel.
 - (4) Funds appropriated by this Act may not be used to contract with an outside legal counsel who represents clients before the state governmental entity or who has, during a six month period preceding the initiative of the contract and a six month period following the termination of the contract, represented clients before the state governmental entity.
 - (5) A state governmental entity may not initiate the process of selecting outside legal counsel prior to receiving the approval of the Attorney General to retain outside legal counsel.
- (b) Funds appropriated by this Act may not be expended by a state governmental entity to initiate a civil suit or defend itself against a legal action without the consent of the Attorney General. Absent this consent, the state governmental entity shall be represented in that particular action by the Attorney General.

LEGAL REPRESENTATION AND JUDGMENTS PROVISIONS

(Continued)

- (c) On receipt of a request by a state governmental entity to retain outside legal counsel, the Attorney General shall make a determination on the request as expeditiously as possible, but in no event later than 10 working days after receiving such request.
- (d) Funds appropriated by this Act may not be used to pay compensation to outside legal counsel for representing a state governmental entity in the trial of a civil suit if the Attorney General, district attorney, criminal district attorney, county attorney, or other lawyer is required by constitutional or statutory provision to represent a state governmental entity except in those cases where the Attorney General consents to such representation or the district attorney, criminal district attorney, county attorney, or other lawyer has requested that the attorneys employed by the particular state governmental entity assist with the trial of the particular civil suit.
- (e)
 - (1) This section does not restrict a state governmental entity in the investigation and assembling of evidence in connection with a pending or prospective civil suit.
 - (2) This section does not prohibit a state governmental entity or its employees from investigating, filing, or presenting to any person a claim, owing to the State.
- (f) This section does not restrict the Attorney General from employing special assistants to assist in the trial of civil suits to be paid from the appropriations therefore made to the Attorney General.
- (g) If a state governmental entity requests the Attorney General to take legal action in court against another state governmental entity, the Attorney General shall give special consideration to permitting one of the state governmental entities to employ, from the permitted state governmental entity's funds, outside legal counsel to represent that state governmental entity in that action, in order to avoid a conflict of interest by the Attorney General in the representation of both state governmental entities.
- (h) If the Attorney General initiates legal action against another state governmental entity on behalf of the Attorney General rather than another state governmental entity, the Legislature determines that a conflict of interest exists and the state governmental entity against which the Attorney General takes action may expend appropriated funds for outside legal counsel to represent that state governmental entity without the prior approval or consent of the Attorney General.
- (i) Subsections (a) - (h) do not apply to funds appropriated to:
 - (1) the Office of the Governor;
 - (2) Comptroller;
 - (3) Department of Agriculture;
 - (4) General Land Office and Veteran's Land Board; or
 - (5) the Railroad Commission of Texas.
- (j) Funds appropriated by this Act may not be expended to pay the legal fees or expenses of outside legal counsel that represents the State or any of its state governmental entities in a contested matter if the outside legal counsel is representing a plaintiff in a proceeding seeking monetary damages from the State or any of its state governmental entities.
- (k)
 - (1) Funds appropriated by this Act may not be expended by a state governmental entity for payment of legal fees or expenses under a contingent fee contract for legal services without the prior approval of the Legislative Budget Board.
 - (2) For purposes of this section, "state governmental entity" means a board, commission, department, office, or other agency in the executive branch of state government created under the constitution or a statute, including an institution of higher education.
 - (3) This section applies to all contingent fee contracts for legal services entered into by a state governmental entity, including legal services related to a *parens patriae* action or proceeding brought by a state governmental entity in the name of the state, except that this section does not apply to a contingent fee contract:

LEGAL REPRESENTATION AND JUDGMENTS PROVISIONS

(Continued)

- (A) for legal services performed for a state governmental entity in relation to the entity's actions as a receiver, special deputy receiver, liquidator, or liquidating agent in connection with the administration of the assets of an insolvent entity, including actions under Chapter 21A, Insurance Code, or Chapters 36, 66, 96, or 126, Finance Code; or
 - (B) under which recoveries from more than one entity are contemplated and the expected amount of each recovery and the actual amount of each recovery do not exceed \$100,000.
- (l) Any litigation that results in settlement, court order or other arrangement providing revenues or financial benefits to the State of Texas shall be structured to require the entire amount due to be paid to the treasury.
- (m)
 - (1) None of the money paid to a state governmental entity (as a result of a settlement of litigation, or other arrangement providing revenues or financial benefits as a result of litigation) may be expended by any state government entity unless the Legislative Budget Board is notified in writing by the Attorney General regarding the terms of the settlement or other arrangement and by the state governmental entity receiving the money regarding the plans for the use of the money. The written notice must be delivered to the Legislative Budget Board as soon as practicable, but no later than the 20th day of the month following approval of the settlement or arrangement by a court.
 - (2) This subsection does not apply to a settlement of litigation, court order resulting from litigation, or other arrangement providing revenues or financial benefits as a result of litigation:
 - (A) for a state governmental entity in relation to the entity's actions as a receiver, special deputy receiver, liquidator, or liquidating agent in connection with the administration of the assets of an insolvent entity, including actions under Chapter 21A, Insurance Code, or Chapters 36, 66, 96, or 126, Finance Code; or
 - (B) under which recovery to the state governmental entity does not exceed \$500,000.

Sec. 16.02. **Judgments and Settlements.**

- (a) The funds appropriated by this Act, including appropriations made in Article X of the Act, may not be expended for payment of a judgment or settlement prosecuted by or defended by the Attorney General and obtained against the State or a state agency, except:
 - (1) pursuant to this section; or
 - (2) where it is specifically provided in an item of appropriation that the funds thereby appropriated or expenditures therein authorized may be used for the payment of such judgments or settlements.
- (b) The authorization provided by this subsection does not apply in those cases where the judgment order of the trial court was entered, or a settlement agreement was executed, prior to September 1, 1995. State agencies appropriated funds by this Act may expend funds appropriated elsewhere in this Act for the purposes of paying settlements and judgments against the state for causes brought in a federal court or a court in this state under specific statutory authority. Payments made pursuant to this subsection are subject to the following processes and limitations:
 - (1) such funds are to be paid out by the Comptroller on vouchers drawn by the agency settling the lawsuit or paying the judgment, subject to the approval of the Governor and of the Attorney General according to Subsection (d);
 - (2) for purposes of this subsection, "judgment" means a judgment order rendered in a federal court or a court in this state for which an appeal or rehearing, or application therefore, is not pending and for which the time limitations for appeal or rehearing have expired;
 - (3) the payment of a settlement or judgment may not exceed \$250,000;

LEGAL REPRESENTATION AND JUDGMENTS PROVISIONS

(Continued)

- (4) the payment of the settlement or judgment would not cause the total amount of payments made by the payer agency for that fiscal year to exceed 10 percent of the total amount of funds available for expenditure by that agency for that fiscal year; and
 - (5) the payment of a settlement or judgment may be made only with a complete release from any and all related claims and causes against the State, and in the case of a judgment, the payment may be made only in full satisfaction of that judgment.
 - (c)
 - (1) A state agency shall report a claim for property damage to the Attorney General not later than the second working day after the date the agency receives the claim.
 - (2) A state agency shall prepare a voucher for payment of a claim not later than the 10th working day after the date an agreement to settle the claim has been reached.
 - (d) Payment of all judgments and settlements prosecuted by or defended by the Attorney General is subject to approval of the Attorney General as to form, content, and amount, and certification by the Attorney General that payment of the judgment or settlement is a legally enforceable obligation of the State. This subsection applies equally to funds appropriated for expenditure through the state treasury, as well as funds appropriated for expenditure from funds held in local banks.
 - (e) The Attorney General shall report to the Legislative Budget Board and the Governor not less than monthly, a listing of all settlements and judgments of more than \$5,000 submitted to the Comptroller for payment. The document for publication shall contain at least the following information unless all or part of the information is exempt by court order or Chapter 552, Government Code, (the Open Records Act):
 - (1) a summary of the cause of action;
 - (2) a summary of the terms of the settlement;
 - (3) the style of the case;
 - (4) the name and business address of each attorney representing the opposing litigants at the time of the settlement;
 - (5) the amount of the judgment or settlement;
 - (6) the fund or account from which payment was or should be made;
 - (7) the statutory citation for the appropriation or other authority to be made;
 - (8) specific statutes granting waiver of sovereign immunity or legislative resolution granting litigant permission to sue;
 - (9) the date of judgment or settlement; and
 - (10) other information as the Legislative Budget Board may request and in the form requested by the Legislative Budget Board.
 - (f) The State Auditor may verify compliance with this section for all funds appropriated in this Act, including funds that are retained and expended from accounts held outside the state treasury and that are not subject to reimbursement through funds held in the state treasury. On verification that an agency has not obtained the Attorney General's approval prior to payment of a judgment or settlement, the State Auditor may certify such fact to the Comptroller. The Comptroller may withhold all appropriations for administrative expenses for the involved agency, until the Legislative Audit Committee notifies the Comptroller that the agency's non-compliance has been reviewed and necessary recommendations or changes have been made.
- Sec. 16.03. **Expenditures for Representatives of Grievants Prohibited.**
- (a) The funds appropriated by this Act may not be used to pay expenses for salary, travel, or per diem of a public employee who represents grievants in the presentation of grievances concerning wages, hours of work, or conditions of work.

LEGAL REPRESENTATION AND JUDGMENTS PROVISIONS

(Continued)

- (b) Notwithstanding Subsection (a), a state employee may take annual leave, compensatory leave, or leave without pay, subject to the procedures established by the state employee's agency of employment, to engage in this activity.

PART 17. GRANT-MAKING PROVISIONS

Sec. 17.01. **Emergency and Deficiency Grants Out of Special Funds.** For the purposes of §§ 401.061 and 403.075, Government Code, appropriations to the Office of the Governor from "special funds" include excess revenues from General Revenue Fund–Dedicated accounts that were previously special funds above those estimated by the Comptroller in certifying this Act.

Sec. 17.02. **Limitation on Grants to Units of Local Government.**

- (a) The funds appropriated by this Act may not be expended in the form of a grant to, or a contract with, a unit of local government unless the terms of the grant or contract require that the funds received under the grant or contract will be expended subject to limitations and reporting requirements similar to those provided by:
 - (1) Parts 2 and 3 of this Article (except there is no requirement for increased salaries for local government employees);
 - (2) § § 556.004, 556.005, and 556.006, Government Code;
 - (3) § § 2113.012 and 2113.101, Government Code;
 - (4) § 6.15 of this Article (Performance Rewards and Penalties);
 - (5) § 7.01 of this Article (Budgeting and Reporting);
 - (6) § 7.02 of this Article (Annual Reports and Inventories); and
 - (7) § 2102.0091, Government Code.
- (b) In this section, "unit of local government" means:
 - (1) a council of governments, a regional planning commission, or a similar regional planning agency created under Chapter 391, Local Government Code;
 - (2) a local workforce development board; or
 - (3) a MHMR community center.

Sec. 17.03. **Grant Restriction.** Funds appropriated by this Act may not be expended for a grant to a law enforcement agency regulated by Chapter 1701, Occupations Code, unless:

- (1) the law enforcement agency requesting the grant is in compliance with all rules developed by the Commission on Law Enforcement Officer Standards and Education; or
- (2) the Commission on Law Enforcement Officer Standards and Education certifies that the requesting agency is in the process of achieving compliance with such rules.

Sec. 17.04. **Grants.**

- (a) Funds appropriated by this Act for grants of money to be made by state agencies, including the agencies in the legislative branch, are appropriated for the statutory purposes as the grantor agency may specify. A state agency shall distribute grants on a reimbursement or as needed basis unless otherwise provided by statute or otherwise determined by the grantor agency to be necessary for the purposes of the grant.
- (b) Funds appropriated by this Act for grants to be made by a state agency for a particular fiscal year may be distributed in subsequent fiscal years so long as the grant has been awarded and treated as a binding encumbrance by the grantor agency prior to the end of the appropriation year of the funds appropriated for grant purposes. Distribution of the grant funds is subject to § 403.071, Government Code.

GRANT-MAKING PROVISIONS
(Continued)

Sec. 17.05. **Grants for Political Polling Prohibited.** None of the funds appropriated by the Act may be granted to or expended by any entity which performs political polling. This prohibition regarding political polling does not apply to a poll conducted by an academic institution as a part of the institution’s academic mission that is not conducted for the benefit of a particular candidate or party.

PART 18. CONTINGENCY AND OTHER PROVISIONS

Sec. 18.01. **Competitive Bidding.**¹⁵

- (a) It is the intent of the Legislature that none of the funds appropriated by this Act be used for entering into a contract or agreement or for amendment or extension of a contract or agreement or for administration or oversight of a contract or agreement of any kind or for direct payment to a vendor for goods or services unless the vendor is selected following competitive bidding procedures and openness in contracting to the fullest extent consistent with all laws of this state including Chapter 2155, Government Code.
- (b) It is the policy of this state to encourage competitive bidding related to the use of funds appropriated by this Act and it is the public policy of this state and a purpose of this section to require that, except as provided by other law, an agency or institution may not use the funds appropriated by this Act without first giving consideration to, when feasible:
 - (1) advertising the availability of the contract including using the internet and services available from the Comptroller of Public Accounts;
 - (2) soliciting requests for proposals;
 - (3) selecting a vendor based on the best value for the state;
 - (4) obtaining multiple bidders for the contract;
 - (5) using the master bidder list compiled by the Comptroller of Public Accounts; and
 - (6) observing other good contracting principles.
- (c) The above-stated public policies, purposes of this section, and legislative findings are provided as guidelines for an agency or institution and are not intended to conflict with any statute, administrative rule, or other applicable law. Furthermore, it is not the intent of the legislature to impose on a state agency or institution an affirmative duty to enter into contract with a particular organization where statute places decision within discretion of agency.

Sec. 18.02. **Informational Listing: Data Center Consolidation.**

- (a) Amounts specified in Subsections (a) and (b) reflect the combined total amounts appropriated by House Bill 1 and House Bill 15, Eightieth Legislature, Regular Session, 2007, for data center services contracts, and administrative, one-time and implementation costs for the 2008–09 biennium charged or authorized by the Department of Information Resources. Such amounts, totaling \$290,430,645 for the 2008–09 biennium shall be spent in accordance with Government Code, Chapter 2054, Subchapter L.

<u>Agency Number</u>	<u>Agency Name</u>	<u>Fiscal Year 2008</u>	<u>Fiscal Year 2009</u>	<u>FTE Reductions</u>
Article I				
302	Office of the Attorney General	\$15,226,241	\$16,248,613	(42.0)
303	Texas Facilities Commission ¹⁶	437,370	429,981	(2.8)
313	Department of Information Resources	563,073	532,631	(2.6)
306	Library and Archives Commission	496,523	485,568	(4.2)
307	Secretary of State	1,243,590	1,143,147	(2.6)

¹⁵ Rider modified to reflect the transfer of the procurement program from the Texas Facilities Commission (formerly the Texas Building and Procurement Commission) to the Comptroller of Public Accounts by HB 3560, 80th Legislature, Regular Session.

¹⁶ Rider modified to reflect name change of the Texas Building and Procurement Commission to the Texas Facilities Commission by HB 3560, 80th Legislature, Regular Session.

CONTINGENCY AND OTHER PROVISIONS

(Continued)

<u>Agency Number</u>	<u>Agency Name</u>	<u>Fiscal Year 2008</u>	<u>Fiscal Year 2009</u>	<u>FTE Reductions</u>
Article II				
539	Department of Aging and Disability Services	1,218,230	1,163,190	(10.4)
538	Department of Assistive and Rehabilitative Services	2,077,884	2,074,930	(10.0)
530	Department of Family and Protective Services	4,007,979	3,629,896	(2.7)
537	Department of State Health Services	5,852,938	5,638,029	(62.0)
529	Health and Human Services Commission	37,650,397	25,975,669	(127.4)
Article III—Public Education				
701	Texas Education Agency	7,232,283	6,407,206	(12.0)
Article III—Higher Education				
781	Higher Education Coordinating Board	1,340,926	1,339,853	(9.0)
Article V				
458	Texas Alcoholic Beverage Commission	448,773	443,873	(1.7)
696	Texas Department of Criminal Justice	11,390,199	11,386,072	(30.7)
405	Department of Public Safety	304,589	293,381	0.0
694	Texas Youth Commission	2,088,239	1,977,407	(8.0)
Article VI				
551	Department of Agriculture	404,694	397,882	(1.0)
582	Texas Commission on Environmental Quality	7,399,229	7,211,175	(19.7)
305	General Land Office	78,920	0	0.0
802	Parks and Wildlife Department	2,700,059	2,700,089	(9.0)
455	Railroad Commission	2,059,327	2,023,369	(17.0)
580	Water Development Board	1,725,936	1,955,537	(4.2)
Article VII				
601	Texas Department of Transportation	18,135,840	17,953,373	(81.8)
320	Texas Workforce Commission	14,850,941	14,599,252	(72.2)
Article VIII				
454	Texas Department of Insurance	2,845,647	2,776,909	(22.9)
452	Department of Licensing and Regulation	163,630	161,034	(1.0)
473	Public Utility Commission	372,505	367,676	(1.4)
Total, State Agencies		\$142,315,962	\$129,315,742	(558.3)

- (b) In addition to amounts shown above in Subsection (a), the following amounts are costs for state consolidated data center services for the 2008–09 biennium as provided by Government Code Chapter 2054, Subchapter L, relating to consolidated data center services:
- (1) \$14,298,941 is available in affected state agency bill pattern appropriations for the 2008–09 biennium for the purposes of making payments for data center services, including but not limited to labor, hardware, software, software upgrades, travel, human resource expenses, moving and living expenses of transitioned employees, consulting, communications, inventory of in-scope equipment, facilities renovations to consolidated data centers, customer data centers, and customer remote facilities; and,
 - (2) \$4,500,000 is available in affected state agency bill pattern appropriations for the 2008–09 biennium for application remediation costs related to the implementation of state consolidated data center services.
- (c) **Reduction in the Number of Full-time-equivalent (FTE) Positions.** Notwithstanding any other provision contained in the Act, the FTE limit shown in the bill patterns of state agencies appropriated funds under this Act are hereby reduced by the amounts shown above in Subsection (a) for a total reduction of 558.3 FTEs each fiscal year of the biennium.
- (d) **Employee Benefits.** Amounts appropriated in Articles I through VIII of this Act for employee benefits (Social Security, Retirement and Group Insurance) shall be reduced proportionally in accordance with the number of full-time-equivalent positions that are reduced from agency bill patterns (\$12,547,460 in All Funds including \$5,788,975 in General Revenue-related Funds). The Comptroller shall make reductions as follows:
- (1) Social Security shall be reduced by \$1,295,666 in General Revenue, by \$269,751 in General Revenue–Dedicated, by \$522,526 in Other Funds, and by \$1,305,060 in Federal Funds for a total of \$3,393,003 in All Funds for the 2008–09 biennium.

CONTINGENCY AND OTHER PROVISIONS

(Continued)

- (2) Retirement shall be reduced by \$1,092,425 in General Revenue Funds, by \$227,437 in General Revenue–Dedicated Funds, by \$440,561 in Other Funds, and by \$1,100,345 in Federal Funds for a total of \$2,860,768 in All Funds for the 2008–09 biennium.
- (3) Group Insurance shall be reduced by \$2,403,334 in General Revenue, by \$500,362 in General Revenue–Dedicated, by \$969,235 in Other Funds, and by \$2,420,758 in Federal Funds for a total of \$6,293,689 in All Funds for the 2008–09 biennium.
- (e) **Capital Budgets.** In addition to amounts authorized elsewhere in this Act, the agencies identified in Subsection (a) above are authorized to expend the amounts identified in Subsections (a) and (b) for capital budget items. These capital budget expenditures shall be categorized as “Data Center Consolidation.” In addition, to provide for unanticipated shortages in appropriations made for fiscal year 2008 for the payment of data center consolidation costs, amounts identified above in fiscal year 2009 may be transferred to fiscal year 2008 to pay data center contract costs.

Sec. 18.03. **Physical Fitness Standards.** Out of funds appropriated to the agencies, the Department of Public Safety, the Texas Parks and Wildlife Department, and the Texas Alcoholic Beverage Commission shall develop criteria that include fitness and appearance standards for commissioned peace officers employed by each agency. The fitness and appearance standards must be (a) met as a condition of employment, (b) be equal to the physical readiness standards adopted by the Department of Public Safety, and (c) offer some dispensation to an officer injured in the line of duty to continue working as a commissioned peace officer.

PART 19. ADDITIONAL CONTINGENCY AND OTHER PROVISIONS

Sec. 19.01. **Contingency Appropriation for Senate Bill 1340.**¹⁷ Contingent upon the enactment of Senate Bill 1340, or similar legislation relating to the requirements for a surveyor-in-training certificate, by the Eightieth Legislature, Regular Session, the Board of Professional Land Surveying shall be appropriated the amount of \$7,500 in fiscal year 2008 out of General Revenue in the Board of Professional Land Surveying’s bill pattern for the purpose of implementing that Act. This appropriation is also contingent on the Board of Professional Land Surveying assessing or increasing fees sufficient to generate, during the 2008–09 biennium, \$7,500 in excess of \$1,156,000 (Object Code 3175), contained in the Comptroller of Public Accounts’ Biennial Revenue Estimate for fiscal years 2008 and 2009. The Board of Professional Land Surveying, upon completion of necessary actions to assess or increase such additional fees, shall furnish copies of the Board of Professional Land Surveying’s minutes and other information supporting the estimated revenues to be generated for the 2008–09 biennium under the revised fee structure to the Comptroller of Public Accounts. If the Comptroller finds the information sufficient to support the projection of increased revenues, a finding of fact to that effect shall be issued and the contingent appropriation shall be made available for the intended purposes. In no event shall the amounts appropriated in Article IX to the Board of Professional Land Surveying exceed the amount of additional revenue generated by agency above the amounts contained in the Comptroller’s Biennial Revenue Estimate for Object Code 3175 and are in addition to the revenue requirements for appropriations made elsewhere in this Act.

Sec. 19.02. **Contingency Appropriation for House Bill 463.**¹⁷ Contingent upon the enactment of House Bill 463, or similar legislation relating to the regulation of air conditioning and refrigeration contracting by the Department of Licensing and Regulation, by the Eightieth Legislature, Regular Session, the Department of Licensing and Regulation shall be appropriated the amounts of \$645,092 in fiscal year 2008 and \$572,826 in fiscal year 2009 out of General Revenue for the purpose of implementing that Act. This appropriation is also contingent on the agency assessing fees sufficient to generate, in addition to revenue requirements elsewhere in this Act, during the 2008–09 biennium, \$1,438,886 in excess of \$53,534,087 (Object Codes 3146, 3147, 3160, 3161, 3163, 3164, 3175, 3366, and 3727), contained in the Comptroller of Public Accounts’ Biennial Revenue Estimate for 2008 and 2009. Also, the “Number of Full-time-equivalent Positions (FTE)” indicated in agency’s bill pattern shall be increased by 12.0 FTEs in each fiscal year contingent upon the agency meeting the above revenue target. The agency, upon completion of necessary actions to assess or increase such additional fees, shall furnish copies of board minutes and other information supporting the estimated revenues to be generated for the 2008–09 biennium under the revised fee structure to the Comptroller of Public Accounts. If the Comptroller finds the information sufficient to support the projection of increased revenues, a finding of fact to that effect shall be issued and the contingent appropriation shall be made available for the intended purposes. In no event shall the amounts appropriated in Article IX to the Department of Licensing and Regulation exceed the amount of additional revenue generated by agency above the amounts contained in the Comptroller’s

¹⁷ These Article IX appropriations and changes have been incorporated into applicable agency bill patterns.

ADDITIONAL CONTINGENCY AND OTHER PROVISIONS
(Continued)

Biennial Revenue Estimate for Object Codes 3146, 3147, 3160, 3161, 3163, 3164, 3175, 3366, and 3727 and are in addition to the revenue requirements for appropriations made elsewhere in this Act.

Sec. 19.03. **Contingency for House Bill 1038.**¹⁸ Contingent on passage of House Bill 1038, or similar legislation relating to the operation of the Residential Construction Commission and providing penalties, by the Eightieth Legislature, Regular Session, the Residential Construction Commission is appropriated \$6,979,501 for fiscal year 2008 and \$6,608,501 in fiscal year 2009 out of the General Revenue Fund to implement the provisions of the legislation. This appropriation is also contingent on the Residential Construction Commission assessing fees sufficient to generate, in addition to revenue requirements elsewhere in this Act, during the 2008–09 biennium, \$14,692,674 in excess of \$7,077,000 (Object Code 3846), contained in the Comptroller of Public Accounts’ Biennial Revenue Estimate for 2008 and 2009. Also, the “Number of Full-time Equivalents (FTEs)” indicated in agency’s bill pattern shall be increased by 43.0 FTEs in each fiscal year contingent upon agency meeting the above revenue target. The Residential Construction Commission, upon completion of necessary actions to assess or increase such additional fees, shall furnish copies of the Residential Construction Commission’s minutes and other information supporting the estimated revenues to be generated for the 2008–09 biennium under the revised fee structure to the Comptroller of Public Accounts. If the Comptroller finds the information sufficient to support the projection of increased revenues, a finding of fact to that effect shall be issued and the contingent appropriation shall be made available for the intended purposes. In no event shall the amounts appropriated in Article IX to the Residential Construction Commission exceed the amount of additional revenue generated by the Residential Construction Commission above the amounts contained in the Comptroller’s Biennial Revenue Estimate for Object Code 3846.

Sec. 19.04. **Contingency Rider for House Bill 3560: Transfer of Certain Functions to the Comptroller of Public Accounts and Implementation of Statewide Contract Management Reform.**¹⁸ Contingent on the enactment of House Bill 3560, or similar legislation, by the Eightieth Legislature, Regular Session, 2007, relating to the transfer of procurement, fleet management, and support services duties of the Texas Building and Procurement Commission to the Comptroller of Public Accounts, all amounts appropriated to the Texas Building and Procurement Commission related to the duties identified above are hereby transferred and appropriated to the Comptroller of Public Accounts for the same purposes as follows:

<u>Method of Finance</u>	<u>FY 2008</u>	<u>FY 2009</u>
General Revenue	\$4,391,291	\$4,391,291
Other Funds	2,077,184	2,077,184
All Funds	\$6,468,475	\$6,468,475

In addition, 109.6 full-time-equivalent positions shall be transferred to the Comptroller of Public Accounts each fiscal year of the biennium.

Sec. 19.05. **Contingency Appropriation for House Bill 4.**¹⁸ Contingent upon the passage of House Bill 4, or similar legislation relating to water conservation by the Eightieth Legislature, Regular Session, the Texas Water Development Board is hereby appropriated \$281,732 in fiscal year 2008 and \$267,732 in fiscal year 2009 out of the General Revenue Fund in Strategy A.3.1, Water Conservation Education and Assistance, to provide administrative and technical assistance to the Water Conservation Advisory Council and to provide oversight and administrative assistance associated with the development of a statewide water conservation public awareness campaign.

In addition, the Number of Full-Time-Equivalents (FTE) indicated elsewhere in this Act for the TWDB is hereby increased by 5.0 in each fiscal year of the 2008–09 biennium.

Sec. 19.06. **Contingency Appropriation for House Bill 407.**¹⁸ In addition to the amounts appropriated elsewhere in this Act; and contingent on the passage of House Bill 407, or similar legislation relating to establishing a home-delivered meal program at the Department of Agriculture, the Department of Agriculture is appropriated \$10,000,000 in each fiscal year out of the General Revenue Fund in Strategy A.1.1, Generate Marketing Opportunities, to establish a home-delivered meal grant program.

Sec. 19.07. **Contingency for House Bill 430.**¹⁹ Contingent on passage of House Bill 430, or similar legislation relating to the monitoring of certain high-risk sex offenders and to information concerning certain sex offenders, by the Eightieth Legislature, Regular Session, and in addition to the amounts appropriated elsewhere in this Act, the Department of Public Safety (DPS) is appropriated in Strategy C.1.3, Special Crimes, \$1,264,113 in fiscal year 2008 and \$1,183,141 in fiscal year 2009 from State

¹⁸ These Article IX appropriations and changes have been incorporated into applicable agency bill patterns.

¹⁹ HB 430, 80th Legislature, Regular Session, or similar legislation did not pass.

ADDITIONAL CONTINGENCY AND OTHER PROVISIONS (Continued)

Highway Fund 6 to implement the provisions of the bill. The “Number of Full-Time Equivalents” in the agency bill pattern is increased by 8.0 FTEs in both fiscal years for the operation of the program.

Sec. 19.08. **Contingency for House Bill 530.**²⁰ Contingent on passage of House Bill 530 by the Eightieth Legislature, Regular Session, or similar legislation relating to the operation and funding of drug court programs:

- (a) There is hereby appropriated to the Trusteed Programs Within the Office of the Governor an estimated \$929,000 in fiscal year 2008 and an estimated \$2,258,000 in fiscal year 2009 in Strategy A.1.3, Criminal Justice, out of the General Revenue-Dedicated Account - Drug Court for the purpose of making grants to drug courts as defined in Chapter 469 of the Health and Safety Code. Any additional revenue generated and deposited to the credit of the General Revenue–Dedicated Account - Drug Court during the biennium beginning September 1, 2007 are hereby appropriated to the Trusteed Programs Within the Office of the Governor; and
- (b) The Department of Criminal Justice shall transfer \$270,000 in General Revenue Funds per fiscal year out of Strategy C.1.10, Contracted Temporary Capacity, into Strategy A.1.2, Diversion Programs, for the purposes of providing grants to DWI courts or courts operating dual DWI/drug court programs in accordance with the provisions of the legislation. Counties receiving these grants shall be required to report historical and annual information on DWI offenders to the Community Justice Assistance Division of the Department of Criminal Justice. The Community Justice Assistance Division shall create a uniform data collection instrument to record the progress of the offenders in those programs and shall submit a report on the implementation and effectiveness of the programs to the Legislative Budget Board and the Governor by December 1 of each year.

Sec. 19.09. **Contingency for House Bill 622.**²⁰ Contingent on passage of House Bill 622, or similar legislation relating to the application of the professional prosecutors law to the district attorney for the 46th Judicial District, by the Eightieth Legislature, Regular Session, the Judiciary Section, Comptroller’s Department is appropriated \$20,380 for fiscal year 2008 and \$20,380 for fiscal year 2009 from the General Revenue Fund and \$4,620 for fiscal year 2008 and \$4,620 for fiscal year 2009 from Judicial Fund No. 573 to implement the provisions of the legislation.

Sec. 19.10. **Contingency Appropriation for House Bill 716.**²⁰ Contingent on the passage of House Bill 716 by the Eightieth Legislature, Regular Session, or similar legislation relating to mortgage fraud and providing criminal penalties, agencies are appropriated funds and FTEs as listed below to implement the provisions of the legislation:

- (a) The Texas Real Estate Commission is appropriated \$249,275 in fiscal year 2008 and \$214,670 in fiscal year 2009 in General Revenue Funds and 5.0 FTEs in fiscal year 2008 and 5.0 FTEs in fiscal year 2009. This appropriation is also contingent on the Texas Real Estate Commission assessing fees sufficient to generate, in addition to revenue requirements elsewhere in this Act, during the 2008–09 biennium, \$574,593 in excess of \$16,304,000 (Object Code 3175), contained in the Comptroller of Public Accounts’ Biennial Revenue Estimate for 2008 and 2009. Also, the “Number of Full-Time-Equivalent Positions (FTE)” indicated in agency’s bill pattern shall be increased by 5.0 FTEs in each fiscal year contingent upon agency meeting the above revenue target. Agency, upon completion of necessary actions to assess or increase such additional fees, shall furnish copies of board minutes and other information supporting the estimated revenues to be generated for the 2008–09 biennium under the revised fee structure to the Comptroller of Public Accounts. If the Comptroller finds the information sufficient to support the projection of increased revenues, a finding of fact to that effect shall be issued and the contingent appropriation shall be made available for the intended purposes. In no event shall the amounts appropriated in Article IX to the Texas Real Estate Commission exceed the amount of additional revenue generated by agency above the amounts contained in the Comptroller’s Biennial Revenue Estimate for Object Code 3175 and are in addition to the revenue requirements for appropriations made elsewhere in this Act.
- (b) The Texas Department of Insurance is appropriated \$168,162 in fiscal year 2008 and \$152,013 in fiscal year 2009 in Insurance Companies Maintenance Tax and Insurance Department Fees and 3.0 FTEs in fiscal year 2008 and 3.0 FTEs in fiscal year 2009.

Sec. 19.11. **Contingency for House Bill 1241.**²⁰ Contingent on passage of House Bill 1241, or similar legislation relating to the duty of the security department of a private business to maintain criminal history

²⁰ These Article IX appropriations and changes have been incorporated into applicable agency bill patterns.

ADDITIONAL CONTINGENCY AND OTHER PROVISIONS (Continued)

record information for security department employees, by the Eightieth Legislature, Regular Session, and in addition to the amounts included in the agency bill pattern, the Department of Public Safety (DPS) is appropriated in Strategy E.3.2, PSB Enforcement, \$134,200 in fiscal year 2008 and \$176,659 in fiscal year 2009 in General Revenue Funds for the inspection of these records. This appropriation is also contingent upon the Private Security Board generating sufficient revenue to cover the cost of the appropriation, in addition to the amounts appropriated for the Private Security Board in Strategies E.3.1, E.3.2, and E.3.3 and the “other direct and indirect costs” included in the bill pattern for DPS. The “Number of Full-Time Equivalents” in the agency bill pattern is increased by 3.0 FTEs in both fiscal years for the operation of the program.

Sec. 19.12. **Contingency Appropriation for House Bill 1344.**²¹ Contingent upon the enactment of House Bill 1344, or similar legislation relating to the regulation of refund anticipation loans and providing an administrative penalty, by the Eightieth Legislature, Regular Session, the Office of Consumer Credit Commissioner is hereby appropriated the amounts of \$221,000 in fiscal year 2008 and \$143,500 in fiscal year 2009 out of General Revenue for the purpose of implementing that Act. Also, the “Number of Full-Time-Equivalents (FTE)” figure is increased by 3.0 FTEs in each fiscal year.

Sec. 19.13. **Contingency Appropriation for House Bill 1530.**²¹ Contingent upon the enactment of House Bill 1530, or similar legislation relating to the regulation of the sale and inspection of real estate and residential service contracts, by the Eightieth Legislature, Regular Session, the Texas Real Estate Commission shall be appropriated the amounts of \$157,642 in fiscal year 2008 and \$78,280 in fiscal year 2009 out of General Revenue in the Texas Real Estate Commission’s bill pattern for the purpose of implementing that Act. This appropriation is also contingent upon the Texas Real Estate Commission assessing or increasing fees sufficient to generate, during the 2008–09 biennium, \$280,212 in excess of \$16,064,000 (Object Code 3175), contained in the Comptroller of Public Accounts’ Biennial Revenue Estimate for fiscal years 2008 and 2009. Also the “Number of Full-Time-Equivalents (FTE)” figure indicated above shall be increased by 2.0 FTEs in each fiscal year. The Texas Real Estate Commission, upon completion of necessary actions to assess or increase such additional fees, shall furnish copies of the Texas Real Estate Commissions’ minutes and other information supporting the estimated revenues to be generated for the 2008–09 biennium under the revised fee structure to the Comptroller of Public Accounts. If the Comptroller finds the information sufficient to support the projection of increased revenues, a finding of fact to that effect shall be issued and the contingent appropriation shall be made available for the intended purposes. In no event shall the amounts appropriated in Article IX to the Texas Real Estate Commission exceed the amount of additional revenue generated by agency above the amounts contained in the Comptroller’s Biennial Revenue Estimate for Object Code 3175 and are in addition to the revenue requirements for appropriations made elsewhere in this Act.

Sec. 19.14. **Contingency Appropriation for House Bill 1973.**²¹ Contingent upon the enactment of House Bill 1973, or similar legislation relating to the continuation and functions of the Texas Medical Board, by the Eightieth Legislature, Regular Session, the Texas Medical Board shall be appropriated the amounts of \$16,000 in fiscal year 2008 out of General Revenue in the Texas Medical Board’s bill pattern for the purpose of implementing that Act. This appropriation is also contingent upon the Texas Medical Board assessing or increasing fees sufficient to generate, during the 2008–09 biennium, \$16,000 in excess of \$26,264,000 (Object Code 3560), contained in the Comptroller of Public Accounts’ Biennial Revenue Estimate for fiscal years 2008 and 2009. The Texas Medical Board, upon completion of necessary actions to assess or increase such additional fees, shall furnish copies of the Texas Medical Boards’ minutes and other information supporting the estimated revenues to be generated for the 2008–09 biennium under the revised fee structure to the Comptroller of Public Accounts. If the Comptroller finds the information sufficient to support the projection of increased revenues, a finding of fact to that effect shall be issued and the contingent appropriation shall be made available for the intended purposes. In no event shall the amounts appropriated in Article IX to the Texas Medical Board exceed the amount of additional revenue generated by agency above the amounts contained in the Comptroller’s Biennial Revenue Estimate for Object Codes 3560 and are in addition to the revenue requirements for appropriations made elsewhere in this Act.

Sec. 19.15. **Contingency Appropriation for House Bill 3385: Relocation Costs of the Interstate Oil and Gas Compact Commission (IOGCC).**²¹ Contingent upon passage of House Bill 3385, or similar legislation authorizing the use of the Coastal Protection Account No. 27 to be used to pay for the relocation costs of the Interstate Oil and Gas Compact Commission (IOGCC), and in addition to amounts appropriated above, the General Land Office and hereby appropriated \$100,000 in fiscal year 2008 and \$80,000 in fiscal year 2009 out of the Coastal Protection Account No. 27. The funds shall be used only for costs associated with the IOGCC relocating to Texas on or after September 1, 2007.

²¹ These Article IX appropriations and changes have been incorporated in applicable agency bill patterns.

ADDITIONAL CONTINGENCY AND OTHER PROVISIONS (Continued)

Sec. 19.16. **Contingency for House Bill 2288.**²² Contingent on passage of House Bill 2288, or similar legislation relating to the application of the professional prosecutors law to the district attorney for the 109th Judicial District, by the Eightieth Legislature, Regular Session, the Judiciary Section, Comptroller's Department is appropriated \$20,380 for fiscal year 2008 and \$20,380 for fiscal year 2009 from the General Revenue Fund and \$4,620 for fiscal year 2008 and \$4,620 for fiscal year 2009 from Judicial Fund No. 573 to implement the provisions of the legislation.

Sec. 19.17. **Contingency Appropriation for House Bill 2359.**²² Contingent on passage of House Bill 2359, or similar legislation relating to the statutory probate court salary supplement program, by the Eightieth Legislature, Regular Session, the Judiciary Section, Comptroller's Department is appropriated \$332,000 each fiscal year from the Judicial Fund No. 573 to implement the provisions of the legislation.

Sec. 19.18. **Contingency Appropriation for House Bill 2685.**²² Contingent on passage and enactment of House Bill 2685, or similar legislation relating to a premarital education course, by the Eightieth Legislature, Regular Session, the Health and Human Services Commission is appropriated \$1,021,097 for fiscal year 2009 in Temporary Assistance for Needy Families (TANF) Federal Funds to maintain a website to register trained marriage educators, maintain a database of trained marriage educators, make information available to the public, and verify that premarital education courses meet applicable standards. Also contingent upon the passage of such legislation, the number of full-time-equivalent positions is increased by 1 in fiscal year 2009.

Sec. 19.19. **Contingency Appropriation for House Bill 2783.**²² Contingent upon the enactment of House Bill 2783, or similar legislation relating to the regulation of certain persons involved in mortgage lending, by the Eightieth Legislature, Regular Session, the Department of Savings and Mortgage Lending is hereby appropriated the amounts of \$353,153 in fiscal year 2008 and \$299,153 in fiscal year 2009 out of General Revenue for the purpose of implementing that Act. Also, the "Number of Full-Time-Equivalents (FTE)" figure is increased by 9.0 FTEs in each fiscal year.

Sec. 19.20. **Contingency Appropriation for House Bill 2820.**²² Contingent upon the enactment of House Bill 2820, or similar legislation relating to the practice of professional land surveying by a business entity, by the Eightieth Legislature, Regular Session, the Board of Professional Land Surveying shall be appropriated the amount of \$30,898 in fiscal year 2008 and \$16,668 in fiscal year 2009 out of General Revenue in the Board of Professional Land Surveying's bill pattern for the purpose of implementing that Act. This appropriation is also contingent on the Board of Professional Land Surveying assessing or increasing fees sufficient to generate, during the 2008–09 biennium, \$56,996 in excess of \$1,156,000 (Object Code 3175), contained in the Comptroller of Public Accounts' Biennial Revenue Estimate for fiscal years 2008 and 2009. Also, the "Number of Full-Time-Equivalent Positions (FTE)" indicated in the Board of Professional Land Surveying's bill pattern shall be increased by 0.5 FTEs in each fiscal year contingent upon the Board of Professional Land Surveying meeting the above revenue target. The Board of Professional Land Surveying, upon completion of necessary actions to assess or increase such additional fees, shall furnish copies of the Board of Professional Land Surveying's minutes and other information supporting the estimated revenues to be generated for the 2008–09 biennium under the revised fee structure to the Comptroller of Public Accounts. If the Comptroller finds the information sufficient to support the projection of increased revenues, a finding of fact to that effect shall be issued and the contingent appropriation shall be made available for the intended purposes. In no event shall the amounts appropriated in Article IX to the Board of Professional Land Surveying exceed the amount of additional revenue generated by agency above the amounts contained in the Comptroller's Biennial Revenue Estimate for Object Code 3175 and are in addition to the revenue requirements for appropriations made elsewhere in this Act.

Sec. 19.21. **Contingency Appropriation for House Bill 3493.**²³ Contingent upon the enactment of House Bill 3493, or similar legislation relating to the regulation of property tax professionals and appraisal review boards, by the Eightieth Legislature, Regular Session, the Board of Tax Professional Examiners shall be appropriated the amount of \$4,000 in fiscal year 2008 and \$4,000 in fiscal year 2009 out of General Revenue in the Board of Tax Professional Examiners' bill pattern for the purpose of implementing that Act. This appropriation is also contingent on the Board of Tax Professional Examiners assessing or increasing fees sufficient to generate, during the 2008–09 biennium, \$8,000 in excess of \$532,000 (Object Code 3175), contained in the Comptroller of Public Accounts' Biennial Revenue Estimate for fiscal years 2008 and 2009. The Board of Tax Professional Examiners, upon completion of necessary actions to assess or increase such additional fees, shall furnish copies of the Board of Tax Professional Examiners' minutes and other information supporting the estimated revenues to be generated for the 2008–09 biennium under the revised fee structure to the Comptroller of Public Accounts. If the

²² These Article IX appropriations and changes have been incorporated in applicable agency bill patterns.

²³ HB 3493, 80th Legislature, Regular Session, or similar legislation did not pass.

ADDITIONAL CONTINGENCY AND OTHER PROVISIONS (Continued)

Comptroller finds the information sufficient to support the projection of increased revenues, a finding of fact to that effect shall be issued and the contingent appropriation shall be made available for the intended purposes. In no event shall the amounts appropriated in Article IX to the Board of Tax Professional Examiners exceed the amount of additional revenue generated by agency above the amounts contained in the Comptroller's Biennial Revenue Estimate for Object Code 3175 and are in addition to the revenue requirements for appropriations made elsewhere in this Act.

Sec. 19.22. **Contingency Appropriation for House Bill 3494.**²⁴ Contingent upon the enactment of House Bill 3494, or similar legislation relating to the regulation of property tax professionals and appraisal review boards, by the Eightieth Legislature, Regular Session, the Board of Tax Professional Examiners shall be appropriated the amount of \$60,000 in fiscal year 2008 and \$60,000 in fiscal year 2009 out of General Revenue in the Board of Tax Professional Examiners' bill pattern for the purpose of implementing that Act. This appropriation is also contingent on the Board of Tax Professional Examiners assessing or increasing fees sufficient to generate, during the 2008–09 biennium, \$148,290 in excess of \$532,000 (Object Code 3175), contained in the Comptroller of Public Accounts' Biennial Revenue Estimate for fiscal years 2008 and 2009. The Board of Tax Professional Examiners, upon completion of necessary actions to assess or increase such additional fees, shall furnish copies of the Board of Tax Professional Examiners' minutes and other information supporting the estimated revenues to be generated for the 2008–09 biennium under the revised fee structure to the Comptroller of Public Accounts. If the Comptroller finds the information sufficient to support the projection of increased revenues, a finding of fact to that effect shall be issued and the contingent appropriation shall be made available for the intended purposes. In no event shall the amounts appropriated in Article IX to the Board of Tax Professional Examiners exceed the amount of additional revenue generated by agency above the amounts contained in the Comptroller's Biennial Revenue Estimate for Object Code.

Sec. 19.23. **Contingency for Senate Bill 103.**²⁵

- (a) Contingent on passage of Senate Bill 103, or similar legislation relating to the reimbursement of counties for the prosecution of criminal offenses or delinquent conduct committed at facilities of the Texas Youth Commission, appropriations in Strategy D.1.1, Central Administration, in the bill pattern of the Texas Youth Commission are increased by \$100,000 in fiscal year 2008 and \$100,000 in fiscal year 2009 in General Revenue Funds for the purpose of reimbursing counties for the costs of prosecuting offenses that occur at Texas Youth Commission facilities. Appropriations in Strategy D.1.5, Special Prosecution Unit, Walker County, in the bill pattern of the Judiciary Section of the Comptroller's Department are increased by the following General Revenue amounts: \$1,183,910 in fiscal year 2008 and \$1,070,910 in fiscal year 2009 for the purpose of prosecuting such cases at the request of the county prosecutor in the county where the offense occurred;
- (b) Contingent on passage of Senate Bill 103, or similar legislation relating to the establishment of a minimum length of stay review panel, appropriations in Strategy A.1.2, Institutional Services, in the bill pattern of the Texas Youth Commission are increased by the following General Revenue amounts: \$1,051,135 in fiscal year 2008 and \$1,028,335 in fiscal year 2009 to implement the provisions of the legislation. The number of full-time equivalents in Strategy A.1.2, Institutional Services, is increased by 19.0 in fiscal year 2008 and 19.0 in fiscal year 2009;

Sec. 19.24. **Contingency Appropriation for Senate Bill 3.**²⁵ Contingent upon the passage of Senate Bill 3, or similar legislation relating to the management of water resources, including the protection of instream flows and freshwater inflows by the Eightieth Legislature, Regular Session:

- (a) Texas Commission on Environmental Quality is hereby appropriated out of the General Revenue Fund, in Strategy A.2.2, Water Resource Permitting, \$446,088 in fiscal year 2008 and \$447,878 in fiscal year 2009 to provide technical assistance to the Basin and Bay Expert Science Teams and for contract costs associated with the upgrade and maintenance of water availability models.

In addition, the Number of Full-Time Equivalents (FTE) indicated elsewhere in this Act for the TCEQ is hereby increased by 3.0 in each fiscal year of the 2008–09 biennium;

- (b) The Texas Parks and Wildlife Department (TPWD) is hereby appropriated out of the General Revenue–Dedicated Game, Fish and Water Safety Account No. 9, \$122,566 in fiscal year 2008 and \$118,776 in fiscal year 2009 in Strategy A.2.1, Inland Fisheries Management, and \$61,283 in

²⁴ HB 3494, 80th Legislature, Regular Session, or similar legislation did not pass.

²⁵ These Article IX appropriations and changes have been incorporated into applicable agency bill patterns.

ADDITIONAL CONTINGENCY AND OTHER PROVISIONS (Continued)

fiscal year 2008 and \$59,388 in fiscal year 2009 in Strategy A.2.3, Coastal Fisheries Management, to provide technical assistance to the Basin and Bay Expert Science Teams.

In addition, the Number of Full-Time Equivalents (FTE) indicated elsewhere in this Act for the TPWD is hereby increased by 3.0 in each fiscal year of the 2008–09 biennium; and;

- (c) The Texas Water Development Board is hereby appropriated out of the General Revenue Fund, \$970,063 in fiscal year 2008 and \$973,958 in fiscal year 2009 to one or all of the following strategies, Strategy A.1.1, Environmental Impact Information, Strategy A.2.2, Water Resources Planning, and Strategy A.3.1, Water Conservation Education and Assistance, and in amounts to be determined by the agency to implement provisions of the legislation, including but not limited to: (1) reimbursement of board-related duties for each of the Basin and Bay Expert Science Teams (BBESTs) and the Environmental Flows Science Advisory Committee; (2) professional services related to carrying out Study Commission on Region C Water Supply socioeconomic studies; and (3) provide administrative support for the development of a statewide water conservation public awareness campaign and the review of water conservation plans.

In addition, the Number of Full-Time Equivalents (FTE) indicated elsewhere in this Act for the TWDB is hereby increased by 4 in each fiscal year of the 2008–09 biennium.

Sec. 19.25. **Contingency for Senate Bill 9.**²⁶ Contingent on passage and enactment of Senate Bill 9 or similar legislation related to criminal history record information review for public education employees, the Texas Education Agency is hereby appropriated an additional \$5,415,367 in Certification Fee revenue, \$429,000 in Criminal History Background Check Fee revenue, and \$1,000,000 in General Revenue in fiscal year 2008 and \$5,959,367 in Certification Fee revenue and \$429,000 in Criminal History Background Check Fee revenue in fiscal year 2009, and the agency's FTE cap is increased by 29.0 for the 2008–09 biennium for the purpose of implementing requirements for criminal history record information review.

Of the amounts appropriated herein from Criminal History Background fee revenue, those amounts are contingent upon the Texas Education Agency assessing sufficient fees to generate \$429,000 in each year of the biennium. The Texas Education Agency, upon completion of necessary actions to assess such fee revenue, shall provide sufficient evidence supporting the estimated revenues to be generated for the 2008–09 biennium under the new fee structure to the Comptroller of Public Accounts. If the Comptroller of Public Accounts finds the information sufficient to support the projection of increased revenues, a finding of fact to that effect shall be issued, and the contingent appropriation shall be made available for the intended purpose.

For fee amounts identified by this rider, all revenues collected in excess of amounts appropriated are hereby appropriated to the Texas Education Agency for the purpose of implementing requirements for criminal history record information review. In the event that actual and/or projected fee revenue collections are insufficient to offset program costs, the Legislative Budget Board may direct that the Comptroller of Public Accounts reduce the appropriation authority provided herein to be within the amount of fee revenue expected to be available.

Contingent upon Senate Bill 9 or similar legislation related to criminal history record information review for public education employees failing to pass or to be enacted, the appropriation to the Texas Education Agency made in B.3.3. Strategy: State Board for Educator Certification Operations is hereby increased by \$4,700,000 in Certification Fee revenue in each year of the 2008–09 biennium, and the agency's FTE cap is increased by 10.0 for the purpose of conducting criminal history record information reviews of certified educators actively employed by public school districts and open-enrollment charter schools in Texas who have not previously been subject to a criminal history record information review as a condition of certification.

Sec. 19.26. **Contingency Appropriation for Senate Bill 21.**^{26, 27} Contingent on passage of Senate Bill 21, or similar legislation relating to the imposition of additional inspection and background and criminal history check requirements for day care centers, by the Eightieth Legislature, Regular Session, the Department of Family and Protective Services is appropriated \$610,613 for fiscal year 2008 and \$610,613 for fiscal year 2009 from General Revenue to implement the provisions of the legislation relating to background checks for day care workers.

²⁶ These Article IX appropriations and changes have been incorporated into applicable agency bill patterns.

²⁷ SB 21, 80th Legislature, Regular Session, did not pass. See SB 758 for similar legislation.

ADDITIONAL CONTINGENCY AND OTHER PROVISIONS
(Continued)

Sec. 19.27. **Contingency for Senate Bill 22.**²⁸ Contingent on passage of SB 22, or similar legislation relating to the Long-term Care Insurance Partnership, by the Eightieth Legislature, Regular Session, the Health and Human Services Commission is hereby appropriated for fiscal year 2009, \$600,000 in General Revenue and 7.5 FTEs for the purposes of conducting outreach and encouraging the purchase of long term insurance and thereby reducing the dependence on Medicaid.

Sec. 19.28. **Contingency Appropriation for Senate Bill 23.**²⁹ Contingent on the passage of Senate Bill 23 by the Eightieth Legislature, Regular Session, or similar legislation relating to promoting the purchase and availability of heath coverage, the Texas Department of Insurance is appropriated \$313,588 in fiscal year 2008 and \$273,765 in fiscal year 2009 in General Revenue–Dedicated Fund 36 funds and 6.0 FTEs in each fiscal year to implement the provisions of the legislation.

Sec. 19.29. **Contingency for Senate Bill 47.**³⁰ Contingent on passage of Senate Bill 47, or similar legislation relating to certain requirements for the issuance of a marriage license or the recording of a declaration of informal marriage and to the maintenance of marriage and divorce indexes by the bureau of vital statistics, by the Eightieth Legislature, Regular Session, the Department of State Health Services is appropriated revenue not to exceed \$260,000 in fiscal year 2008 and \$10,000 in fiscal year 2009 from the collection of fees deposited in General Revenue-Dedicated Account No. 19, Vital Statistics, to implement the provisions of the legislation. In no event shall the amount expended by this provision exceed the amount of additional revenue generated pursuant to Senate Bill 47.

Sec. 19.30. **Contingency for Senate Bill 206.**³¹ Contingent on passage of Senate Bill 206, or similar legislation relating to certain providers of subsidized care, by the Eightieth Legislature, Regular Session, the Department of Public Safety is hereby appropriated \$627,467 for fiscal year 2008 and \$392,105 for fiscal year 2009 from General Revenue, and the number of authorized full-time-equivalent positions (FTEs) is increased by 2.0 FTEs for fiscal year 2008 and 2.0 FTEs for fiscal year 2009 to implement the provisions of the bill.

Also contingent on passage of Senate Bill 206, or similar legislation, are the following increases in the number of authorized full-time-equivalent positions (FTEs) to implement the provisions of the bill:

	<u>FY 2008</u>	<u>FY 2009</u>
Department of Family and Protective Services	6.0	6.0
Texas Workforce Commission	1.0	1.0

Sec. 19.31. **Contingency Appropriation for Senate Bill 218.**³² Contingent on passage and enactment of Senate Bill 218, or similar legislation relating to licensing and inspection requirements for certain child-care facilities, by the Eightieth Legislature, Regular Session, the Department of Family and Protective Services is appropriated \$1,397,654 in General Revenue Funds and \$19,290 in Federal Funds for fiscal year 2008, and \$1,091,304 in General Revenue Funds and \$15,062 in Federal Funds for fiscal year 2009. Also contingent upon the passage of such legislation, the number of full-time-equivalent positions is increased by 27.0 in fiscal year 2008 and 23.0 in fiscal year 2009.

Sec. 19.32. **Contingency for Senate Bill 221.**³³ Contingent on passage of Senate Bill 221, or similar legislation relating to birth records of adopted children, by the Eightieth Legislature, Regular Session, the Department of State Health Services (DSHS) is appropriated \$308,775 for fiscal year 2008 and \$136,308 for fiscal year 2009 from General Revenue-Dedicated Account No. 19, Vital Statistics, to implement the provisions of the legislation. DSHS shall collect fees as authorized by Senate Bill 221 to cover the costs of implementing the provisions of the legislation. The number of full-time-equivalent positions for DSHS is increased by 2.0 in fiscal year 2008 and 3.0 in fiscal year 2009.

Sec. 19.33. **Contingency for Senate Bill 518.**³⁴ Contingent on passage of Senate Bill 518, or similar legislation relating to death benefits for the survivors of certain members of the Texas National Guard, by the Eightieth Legislature, Regular Session, the Adjutant General’s Department is appropriated \$2,000,000 for fiscal year 2008 and \$750,000 for fiscal year 2009 from the General Revenue Fund to implement the provisions of the legislation.

²⁸ These Article IX appropriations and changes have been incorporated into applicable agency bill patterns.
²⁹ SB 23, 80th Legislature, Regular Session, or similar legislation did not pass.
³⁰ SB 47, 80th Legislature, Regular Session, or similar legislation did not pass.
³¹ SB 206, 80th Legislature, Regular Session, or similar legislation did not pass.
³² SB 218, 80th Legislature, Regular Session, or similar legislation did not pass.
³³ SB 221, 80th Legislature, Regular Session, or similar legislation did not pass.
³⁴ SB 518, 80th Legislature, Regular Session, or similar legislation did not pass.

ADDITIONAL CONTINGENCY AND OTHER PROVISIONS
(Continued)

Sec. 19.34. **Contingency for Senate Bill 545.**³⁵ Contingent on passage of Senate Bill 545, or similar legislation relating to the enforcement of commercial motor vehicle safety standards by certain peace officers, by the Eightieth Legislature, Regular Session, and in addition to the amounts appropriated in the agency bill pattern, the Department of Public Safety (DPS) is appropriated in Strategy A.1.2, Commercial Vehicle Enforcement, \$332,446 in fiscal year 2008 and \$177,557 in fiscal year 2009 from State Highway Fund 6 to implement the provisions of the bill. The “Number of Full-Time Equivalents” in the agency bill pattern is increased by 2.0 FTEs in both fiscal years for the operation of the program.

Sec. 19.35. **Contingency Appropriation for Senate Bill 766.**³⁵ Contingent on the enactment of Senate Bill 766, or similar legislation, relating to the transfer of powers and duties for accident reports from the Department of Public Safety (DPS) to the Department of Transportation (TxDOT) by the Eightieth Legislature, Regular Session, all amounts appropriated to DPS in Strategy B.1.4, Crash Records System, and all amounts appropriated in Strategy B.1.3, Traffic Accident Records, except 2.5 Full-Time-Equivalent (FTE) positions and \$76,824 each fiscal year in State Highway Fund No. 006 appropriations, are hereby transferred to TxDOT in Strategy D.2.1, Traffic Safety, including 86.0 FTEs, to implement the provisions of the bill. Amounts and FTEs not transferred to TxDOT from DPS Strategy B.1.3, Traffic Accident Records, shall be transferred to DPS Strategy B.1.1, Drivers License and Records.

Sec. 19.36. **Contingency Appropriation for Senate Bill 884.**³⁵ Contingent upon the enactment of Senate Bill 884, or similar legislation relating to the regulation of consumer debt management services, by the Eightieth Legislature, Regular Session, the Office of Consumer Credit Commissioner is hereby appropriated the amounts of \$45,000 in fiscal year 2008 and \$41,500 in fiscal year 2009 out of General Revenue for the purpose of implementing that Act. Also, the “Number of Full-Time Equivalents (FTE)” figure is increased by 1.0 FTE in each fiscal year.

Sec. 19.37. **Contingency Rider for Senate Bill 903.**³⁶ Contingent on the enactment of Senate Bill 903, or similar legislation, by the Eightieth Legislature, Regular Session, 2007, relating to the continuation and the functions of the Office of State-Federal Relations and the administrative attachment of that agency to the Office of the Governor, all amounts appropriated to the Office of State-Federal Relations are hereby transferred to the Trusteed Programs within the Office of the Governor to carry out the provisions of the bill.

Method of Finance	FY 2008	FY 2009
General Revenue	\$604,936	\$604,936
Other Funds	183,250	180,000
All Funds	\$788,186	\$784,936

In addition, 7.0 full-time-equivalent positions shall be transferred to the Trusteed Programs within the Office of the Governor each fiscal year of the 2008–09 biennium.

Sec. 19.38. **Contingency Appropriation for Senate Bill 914.**³⁵ Contingent upon the enactment of Senate Bill 914, or similar legislation relating to the continuation and functions of the Texas Real Estate Commission and the regulation of real estate brokers, salespersons, inspectors, appraisers, residential service companies, and timeshare, by the Eightieth Legislature, Regular Session, the Texas Real Estate Commission shall be appropriated the amounts of \$154,617 in fiscal year 2008 and \$98,946 in fiscal year 2009 out of General Revenue in the Texas Real Estate’s bill pattern for the purpose of implementing that Act. This appropriation is also contingent upon the Real Estate Commission assessing or increasing fees sufficient to generate, during the 2008–09 biennium, \$269,375 in excess of \$16,064,000 (Object Code 3175), contained in the Comptroller of Public Accounts’ Biennial Revenue Estimate for fiscal years 2008 and 2009. Also, the “Number of Full-Time Equivalents (FTE)” figure indicated above includes 1.0 FTE in each fiscal year contingent upon the Real Estate Commission generating the amount of revenue indicated above. The Texas Real Estate Commission, upon completion of necessary actions to assess or increase such additional fees, shall furnish copies of the Real Estate Commissions’ minutes and other information supporting the estimated revenues to be generated for the 2008–09 biennium under the revised fee structure to the Comptroller of Public Accounts. If the Comptroller finds the information sufficient to support the projection of increased revenues, a finding of fact to that effect shall be issued and the contingent appropriation shall be made available for the intended purposes. In no event shall the amounts appropriated in Article IX to the Texas Real Estate Commission exceed the amount of additional revenue generated by agency above the amounts contained in the Comptroller’s Biennial Revenue Estimate for Object Codes 3175 and are in addition to the revenue requirements for appropriations made elsewhere in this Act.

³⁵ These Article IX appropriations and changes have been incorporated into applicable agency bill patterns.

³⁶ SB 903, 80th Legislature, Regular Session, or similar legislation did not pass.

ADDITIONAL CONTINGENCY AND OTHER PROVISIONS (Continued)

Sec. 19.39. **Contingency Appropriation for Senate Bill 1118.**³⁷

- (a) Contingent upon the enactment of Senate Bill 1118, or similar legislation relating to the licensing and regulation of tow trucks, tow truck operators, and vehicle storage facilities by the Department of Licensing and Regulation, by the Eightieth Legislature, Regular Session, the Department of Licensing and Regulation shall be appropriated the amount of \$4,278,047 in fiscal year 2008 and \$3,552,857 in fiscal year 2009 out of General Revenue for the purpose of implementing that Act. This appropriation is also contingent on the Department of Licensing and Regulation assessing fees sufficient to generate, in addition to revenue requirements elsewhere in this Act, during the 2008–09 biennium, \$1,438,886 in excess of \$53,534,087 (Object Codes 3146, 3147, 3160, 3161, 3163, 3164, 3175, 3366, and 3727), contained in the Comptroller of Public Accounts' Biennial Revenue Estimate for 2008 and 2009. Also, the "Number of Full-Time-Equivalent Positions (FTE)" indicated in Department of Licensing and Regulation's bill pattern shall be increased by 66.0 FTEs in each fiscal year contingent upon the Department of Licensing and Regulation meeting the above revenue target. The agency, upon completion of necessary actions to assess or increase such additional fees, shall furnish copies of board minutes and other information supporting the estimated revenues to be generated for the 2008–09 biennium under the revised fee structure to the Comptroller of Public Accounts. If the Comptroller finds the information sufficient to support the projection of increased revenues, a finding of fact to that effect shall be issued and the contingent appropriation shall be made available for the intended purposes. In no event shall the amounts appropriated in Article IX to the Department of Licensing and Regulation exceed the amount of additional revenue generated by agency above the amounts contained in the Comptroller's Biennial Revenue Estimate for Object Codes 3146, 3147, 3160, 3161, 3163, 3164, 3175, 3366, and 3727 and are in addition to the revenue requirements for appropriations made elsewhere in this Act.
- (b) Contingent upon the enactment of Senate Bill 1118 by the Eightieth Legislature, Regular Session, or similar legislation relating to the licensing and regulation of tow trucks, tow truck operators, and vehicle storage facilities, the "Number of Full-Time-Equivalent Positions (FTE)" indicated in the Department of Licensing and Regulation's bill pattern shall be increased by 5.0 FTEs in each fiscal year in addition to the amounts listed in Subsection (a) above in this rider and the "Number of Full-Time-Equivalent Positions (FTE)" indicated in the Department of Transportation's bill pattern shall be decreased by 5.0 FTEs in each fiscal year.
- (c) The Legislative Budget Board is authorized to resolve any disputes concerning the transfers identified in this rider.

Sec. 19.40. **Contingency for Senate Bill 1217.**³⁸ Contingent on passage of Senate Bill 1217, or similar legislation relating to fees for and terms of permits and licenses issued by the Texas Alcoholic Beverage Commission (TABC), by the Eightieth Legislature, Regular Session, and in addition to the amounts included in the agency bill pattern, TABC is appropriated in Strategy B.1.1, Licensing and Investigation, \$382,199 in fiscal year 2008 and \$275,799 in fiscal year 2009 from the General Revenue Fund to implement the provisions of the bill. This appropriation is also contingent upon TABC generating sufficient revenue to cover the cost of the appropriation in addition to the amounts appropriated in the agency bill pattern. The "Number of Full-Time Equivalents" in the agency bill pattern is increased by 7.0 FTEs in both fiscal years for the operation of the program.

Sec. 19.41. **Contingency Appropriation for Senate Bill 1222.**³⁸ Contingent upon the enactment of Senate Bill 1222, or similar legislation relating to licensing and regulation of appliance installers and appliance installation contractors by the Department of Licensing and Regulation, by the Eightieth Legislature, Regular Session, the Department of Licensing and Regulation shall be appropriated the amount of \$223,330 in fiscal year 2008 and \$140,605 in fiscal year 2009 out of General Revenue for the purpose of implementing that Act. This appropriation is also contingent on the Department of Licensing and Regulation assessing fees sufficient to generate, in addition to revenue requirements elsewhere in this Act, during the 2008–09 biennium, \$1,438,886 in excess of \$53,534,087 (Object Codes 3146, 3147, 3160, 3161, 3163, 3164, 3175, 3366, and 3727), contained in the Comptroller of Public Accounts' Biennial Revenue Estimate for 2008 and 2009. Also, the "Number of Full-Time-Equivalent Positions (FTE)" indicated in the Department of Licensing and Regulation's bill pattern shall be increased by 3.5 FTEs in each fiscal year contingent upon the Department of Licensing and Regulation meeting the above revenue target. The agency, upon completion of necessary actions to assess or increase such additional fees, shall furnish copies of board minutes and other information supporting the estimated revenues to be generated for the 2008–09 biennium under the revised fee structure to the Comptroller of Public Accounts. If the

³⁷ SB 1118, 80th Legislature, Regular Session, did not pass. See HB 2094 for similar legislation.

³⁸ These Article IX appropriations and changes have been incorporated into applicable agency bill patterns.

ADDITIONAL CONTINGENCY AND OTHER PROVISIONS (Continued)

Comptroller finds the information sufficient to support the projection of increased revenues, a finding of fact to that effect shall be issued and the contingent appropriation shall be made available for the intended purposes. In no event shall the amounts appropriated in Article IX the Department of Licensing and Regulation exceed the amount of additional revenue generated by agency above the amounts contained in the Comptroller's Biennial Revenue Estimate for Object Codes 3146, 3147, 3160, 3161, 3163, 3164, 3175, 3366, and 3727 and are in addition to the revenue requirements for appropriations made elsewhere in this Act.

Sec. 19.42. **Contingency for Senate Bill 1414.**³⁹ Contingent on passage of Senate Bill 1414, or similar legislation relating to the application of the professional prosecutors law to the district attorney for the 143rd Judicial District, by the Eightieth Legislature, Regular Session, the Judiciary Section, Comptroller's Department is appropriated \$25,000 for fiscal year 2008 and \$25,000 for fiscal year 2009 from the General Revenue Fund to implement the provisions of the legislation.

Sec. 19.43. **Contingency Appropriation for Senate Bill 1615.**³⁹

- (a) Contingent upon the enactment of House Bill 3278 or Senate Bill 1615 or similar legislation by the Eightieth Legislature, Regular Session, 2007, and to the extent that a state agency contracts to collect delinquent or past due obligations in accordance with Section 2107.003, Government Code, all proceeds from overdue and delinquent obligations collected by a contractor are appropriated to the agency to whom the debt is owed from the collection proceeds.
- (b) The appropriation made under Subsection (a) of this section is limited to the amount necessary to pay the contractor, unless the collection contract was executed prior to the effective date of this act. Fees collected by the contractor and appropriated by this section may not exceed 30 percent of the full amount of the obligation collected.
- (c) All amounts of fine and fee proceeds collected by the contractor that are not appropriated under Subsection (b) of this section shall be deposited to the General Revenue Fund or to any dedicated or special funds or accounts according to applicable statutory provisions.
- (d) All amounts of fine and fee proceeds collected by the contractor that are not appropriated under Subsection (b) of this section are appropriated for use by the agency to whom the debt is owed only if the agency has other current appropriation authority entitling the agency to the use of the fines and fees collected.

Sec. 19.44. **Contingency Appropriation for Senate Bill 1731.**³⁹

Contingent on the passage of Senate Bill 1731 by the Eightieth Legislature, Regular Session, or similar legislation relating to consumer access to health care information and consumer protection for services provided by or through health benefit plans, hospitals, ambulatory surgical centers, birthing centers, and other health care facilities, the following agencies are appropriated funds to be generated from fee collections and FTEs as listed below to implement the provisions of the legislation:

- (a) The Texas Medical Board is appropriated \$77,256 in fiscal year 2008 and \$77,256 in fiscal year 2009 in General Revenue Funds and 2.5 FTEs in fiscal year 2008 and 2.5 FTEs in fiscal year 2009;
- (b) The Texas Department of Insurance is appropriated \$1,456,731 in fiscal year 2008 and \$549,150 in fiscal year 2009 in Insurance Companies Maintenance Tax and Insurance Department Fees and 1 FTE in fiscal year 2008 and 1 FTE in fiscal year 2009;
- (c) The Department of State Health Services is appropriated \$450,000 in General Revenue Funds in fiscal year 2008 and \$450,000 in General Revenue Funds in fiscal year 2009.

The appropriation in Subsection (a) of this rider above to the Texas Medical Board is also contingent on the Texas Medical Board assessing fees sufficient to generate, in addition to revenue requirements elsewhere in this Act, during the 2008–09 biennium, \$198,224 in excess of \$31,384,000 (Object Code 3560), contained in the Comptroller of Public Accounts' Biennial Revenue Estimate for 2008 and 2009. Also, the "Number of Full-time-Equivalent Positions (FTE)" indicated in the Texas Medical Board's bill pattern shall be increased by the FTEs in Subsection (a) of this rider above in each fiscal year contingent upon agency meeting the above revenue target. The Texas Medical Board, upon completion of necessary actions to assess or increase such additional fees, shall furnish copies of board minutes and other

³⁹ These Article IX appropriations and changes have been incorporated into agency bill patterns.

ADDITIONAL CONTINGENCY AND OTHER PROVISIONS (Continued)

information supporting the estimated revenues to be generated for the 2008–09 biennium under the revised fee structure to the Comptroller of Public Accounts. If the Comptroller finds the information sufficient to support the projection of increased revenues, a finding of fact to that effect shall be issued and the contingent appropriation shall be made available for the intended purposes. In no event shall the amounts appropriated in Article IX to the Texas Medical Board exceed the amount of additional revenue generated by agency above the amounts contained in the Comptroller’s Biennial Revenue Estimate for Object Code 3560 and are in addition to the revenue requirements for appropriations made elsewhere in this Act.

Sec. 19.45. **Contingency for House Bill 2358 or Senate Bill 1846.**⁴⁰ Contingent on passage and enactment of House Bill 2358, Senate Bill 1846, or similar legislation related to the deposit of certain contributions paid from local and federal funds to the Teacher Retirement System Trust Account Fund 960 and pursuant to the state contribution rate being equal to 6.58 percent, the appropriation to the Teacher Retirement System in Strategy A.1.1, TRS-Public Education Retirement, is hereby reduced by \$185,990,155 in General Revenue in fiscal year 2008 and \$208,308,973 in General Revenue in fiscal year 2009; the appropriation to the Teacher Retirement System in Strategy A.1.2, TRS-Higher Education Retirement, is hereby reduced by \$66,246,493 in General Revenue in fiscal year 2008 and \$74,196,072 in General Revenue in fiscal year 2009; and the appropriation in Strategy A.2.1, Retiree Health-Statutory Funds, is hereby reduced by \$21,590,625 in General Revenue in fiscal year 2008 and \$22,618,750 in General Revenue in fiscal year 2009.

Sec. 19.46. **Contingency for Senate Bill 1951 or House Bill 4139.**⁴⁰ Contingent on passage of Senate Bill 1951, House Bill 4139, or similar legislation relating to the creation of judicial districts, the creation of the office of district attorney in certain counties, and the election and duties of certain district attorneys in certain counties, by the Eightieth Legislature, Regular Session, the Judiciary Section, Comptroller’s Department is appropriated an amount estimated to be \$892,686 for fiscal year 2008 and an amount estimated to be \$947,113 for fiscal year 2009 from the General Revenue Fund and an amount estimated to be \$634,819 for fiscal year 2008 and an amount estimated to be \$679,350 for fiscal year 2009 from Judicial Fund No. 573 to implement the provisions of the legislation. Also contingent on passage of Senate Bill 1951, House Bill 4139, or similar legislation, the “Number of Full-Time-Equivalent Positions (FTE)” for the Judiciary Section, Comptroller’s Department is hereby increased by 12.0 FTEs in fiscal year 2008 and 12.7 FTEs in fiscal year 2009 for the new district courts and new district attorney (estimated to be 12.7 FTEs).

Sec. 19.47. **Contingency Appropriation for Senate Bill 600.**⁴⁰ Contingent on passage of Senate Bill 600, or similar legislation relating to providing an annual salary supplement of \$75,000 to all statutory county court judges, by the Eightieth Legislature, Regular Session, the Judiciary Section, Comptroller’s Department is appropriated \$6,570,000 for fiscal year 2008 and \$7,933,000 in fiscal year 2009 from the Judicial Fund No. 573 to implement the provisions of the legislation.

Sec. 19.48. **Contingency Appropriation for Senate Bill 749.**⁴⁰ Contingent on passage of Senate Bill 749, or similar legislation relating to the salary of a district judge presiding over multi-district proceedings involving asbestos- or silica-related injuries, by the Eightieth Legislature, Regular Session, the Texas Judicial Council (Office of Court Administration) is appropriated \$60,500 in fiscal year 2008 and \$66,000 in fiscal year 2009 from General Revenue for the purposes of implementing the provisions of the legislation.

Sec. 19.49. **Contingency Appropriation for Senate Bill 844.**⁴⁰ Contingent on passage of Senate Bill 844 or similar legislation by the Eightieth Legislature relating to longevity pay for assistant county attorneys, the Judiciary Section, Comptroller’s Department is appropriated \$600,000 each fiscal year from the Felony Prosecutors Fund No. 303 to implement provisions of the legislation.

Sec. 19.50. **Contingency for Senate Bill 1714.**⁴⁰ Contingent on passage of Senate Bill 1714, or similar legislation relating to the regulation of dairy products, by the Eightieth Legislature, Regular Session, the Department of State Health Services is appropriated revenue not to exceed \$40,880 in fiscal year 2008 and \$31,380 in fiscal year 2009 in General Revenue from the collection of fees to implement the provisions of the legislation. In no event shall the amount expended by this provision exceed the amount of additional revenue generated pursuant to Senate Bill 1714.

Sec. 19.51. **Contingency Appropriation for Senate Bill 29.**⁴⁰

- (a) Contingent on the passage of Senate Bill 29 by the Eightieth Legislature, Regular Session, or similar legislation relating to the creation of a minimum data set for the collection of information

⁴⁰ These Article IX appropriations and changes have been incorporated into agency bill patterns.

ADDITIONAL CONTINGENCY AND OTHER PROVISIONS (Continued)

on health professionals by the Statewide Health Coordinating Council, the Department of State Health Services is appropriated \$165,000 in General Revenue Funds for fiscal year 2008 from the collection of fees deposited to the General Revenue Fund for the collection of information on health professionals to implement the provisions of the bill.

- (b) Also, contingent on the passage of Senate Bill 29 by the Eightieth Legislature, Regular Session, or similar legislation relating to the creation of a minimum data set for the collection of information on health professionals by the Statewide Health Coordinating Council, appropriations to the following agencies are increased in the amounts indicated below to implement the provisions of the legislation:
- (1) The Texas Medical Board is appropriated \$11,250 in General Revenue Funds for fiscal year 2008.
 - (2) The Texas State Board of Dental Examiners is appropriated \$4,243 in General Revenue Funds for fiscal year 2008.
 - (3) The Texas Board of Pharmacy is appropriated \$4,058 in General Revenue Funds for fiscal year 2008.
 - (4) The Texas Board of Examiners of Psychologist is appropriated \$12,000 in General Revenue Funds for fiscal year 2008.
 - (5) The Executive Council of Physical Therapy & Occupational Therapy Examiners is appropriated \$6,120 in General Revenue Funds for fiscal year 2008.
- (c) The appropriations made in Subsection (b) are also contingent upon the agencies assessing fees sufficient to generate revenue in the amounts indicated below, in addition to revenue requirements elsewhere in this Act, during the 2008–09 biennium:
- (1) Texas Medical Board – \$11,250 in excess of \$ 26,264,000 (Object Code 3560) contained in the Comptroller of Public Accounts’ Biennial Revenue Estimate for 2008 and 2009;
 - (2) State Board of Dental Examiners – \$4,243 in excess of \$5,809,000 (Object Code 3562) contained in the Comptroller of Public Accounts’ Biennial Revenue Estimate for 2008 and 2009;
 - (3) Board of Pharmacy – \$4,058 in excess of \$9,560,219 (Object Codes 3562 and 3570) contained in the Comptroller of Public Accounts’ Biennial Revenue Estimate for 2008 and 2009;
 - (4) Board of Examiners of Psychologists – \$12,000 in excess of \$2,320,000 (Object Code 3175) contained in the Comptroller of Public Accounts’ Biennial Revenue Estimate for 2008 and 2009;
 - (5) Executive Council of Physical Therapy and Occupational Therapy Examiners – \$6,120 in excess of \$5,934,000 (Object Code 3562) contained in the Comptroller of Public Accounts’ Biennial Revenue Estimate for 2008 and 2009;
- (d) The agencies listed in Subsection (b), upon completion of necessary actions to assess or increase such additional fees, shall furnish copies of board minutes and other information supporting the estimated revenues to be generated for the 2008–09 biennium under the revised fee structure to the Comptroller of Public Accounts. If the Comptroller finds the information sufficient to support the projection of increased revenues, a finding of fact to that effect shall be issued and the contingent appropriation shall be made available for the intended purposes. In no event shall the amounts appropriated in Article IX to the agencies in this subsection exceed the amount of revenue generated by the agencies above the amounts contained in the Comptroller’s Biennial Revenue Estimate for those agencies.

Sec. 19.52. **Contingency Appropriation for Senate Bill 155.**⁴¹ Contingent on the passage of Senate Bill 155 by the Eightieth Legislature, Regular Session, or similar legislation relating to the regulation of chemical dependency counselors, the Department of State Health Services is appropriated \$10,000 in General Revenue Funds in fiscal year 2008 and \$25,071 in General Revenue Funds in fiscal year 2009 from the collection of fees deposited to the General Revenue Fund for the regulation of chemical dependency counselors to implement the provisions of the legislation. Also contingent on the passage of

⁴¹ These Article IX appropriations and changes have been incorporated into applicable agency bill patterns.

ADDITIONAL CONTINGENCY AND OTHER PROVISIONS

(Continued)

such legislation, the “Number of Full-Time-Equivalents (FTE)” for the Department of State Health Services is hereby increased by 0.5 FTEs in fiscal year 2009.

Sec. 19.53. **Contingency for House Bill 2864.**⁴² Contingent on passage and enactment of House Bill 2864, or similar legislation related to a pilot program for technology-based supplemental instruction in rural school districts by the Eightieth Legislature, Regular Session, 2007, the Texas Education Agency in Strategy B.2.1, Educational Technology is hereby appropriated \$4,000,000 in General Revenue in fiscal year 2008 and \$4,150,000 in General Revenue in fiscal year 2009 for the purpose of administering grants and conducting an evaluation of the pilot project.

Sec. 19.54. **Unexpended Balance Appropriation: Houston District Headquarters Facility.** Any unexpended balances remaining as of August 31, 2007, from the appropriation made to the Department of Transportation in Rider 51, Houston District Headquarters Facility, Article VII, Department of Transportation, Senate Bill 1, General Appropriations Act, Seventy-ninth Legislature, 2005, out of State Highway Fund No. 006, from an amount not to exceed \$40,000,000, are hereby appropriated to the Department of Transportation for the fiscal biennium beginning September 1, 2007, to fund project costs associated with and to pay the purchase option price through exercising the purchase option under the lease with an option to purchase relating to the design, construction, and renovation of the department’s Houston District office headquarters facilities. In addition, the Department of Transportation’s capital budget authority is increased in the amount of the unexpended balances appropriated by this provision, and any remaining proceeds received by the Department of Transportation upon the exercise of the purchase option under such lease shall be deposited to the credit of the State Highway Fund No. 006 (estimated to be \$0) and shall be appropriated to the department for the design, construction, and renovation of such facilities.

Sec. 19.55. **Rio Grande Valley Border Security and Technology Training Center.** From funds appropriated elsewhere in this Act, the Department of Public Safety (DPS) shall use \$500,000 in fiscal year 2008 and \$500,000 in fiscal year 2009 to establish the Rio Grande Valley Border Security and Technology Training Center in Hidalgo County.

Sec. 19.56. **Transfer of Vehicles to Border Counties and Municipalities.** From funds appropriated elsewhere in this Act, the Department of Public Safety shall transfer ten used vehicles to border counties and municipalities during fiscal year 2008. The vehicles shall have mileage not to exceed 80,000 and be in good working condition.

Sec. 19.57. **Energy Savings for Facilities.** The Texas Parks and Wildlife Department (the department) shall issue a request for qualifications for an energy savings company to perform the necessary retrofits and equipment upgrades to achieve maximum energy efficiency in facilities determined by the Department. The request for qualifications shall require qualified energy savings companies to describe their capabilities to identify, design, arrange/facilitate financing, install, monitor, and manage a comprehensive energy conservation program. Services may include all aspects of a major energy and water conservation program that involves energy and water conservation measures which address building and other infrastructure components and applications. Such components and applications shall include but are not limited to: lighting, space heating, ventilation, air conditioning, envelope, heat recovery, energy management systems, environmental system controls, motors, domestic water heating, fuel switching, air distribution systems, or other energy and water conservation related improvements or equipment including improvements or equipment related to renewable energy.

- (a) Performance contracting services shall include the provision of an engineering analysis, design, construction plans and specifications, construction or installation, commissioning, monitoring and verification of actual and possible related maintenance and operations.
- (b) Savings shall be guaranteed by the energy savings company. Any upgrades, retrofits, services and vendor payment shall be paid for from verifiable savings achieved as negotiated between the Department and the approved energy savings company.
- (c) The Department may permit private financing of the comprehensive energy savings program.
- (d) The Department may contract with an energy savings company to perform a comprehensive energy audit prior to the issuance of a request for proposal.

Sec. 19.58. **Tourist Information Center.** From funds appropriated elsewhere in this Act, the Department of Transportation shall allocate \$75,000 each year of the biennium for the operation of a tourist information center in the Lufkin District along the federally designated El Camino Real de los Tejas.

⁴² These Article IX appropriations and changes have been incorporated into applicable agency bill patterns.

ADDITIONAL CONTINGENCY AND OTHER PROVISIONS
 (Continued)

Sec. 19.59. **Performance Measure Target: Department of Transportation.** In addition to key performance measure targets established for the Department of Transportation elsewhere in this Act, the following is a key performance target level for the Department of Transportation. The Department of Transportation shall make every effort to attain the following designated key performance target level by using funds appropriated to the department elsewhere in this Act.

	2008	2009
Dollar Volume of Pass-through Financing Agreements Entered into during each Fiscal Year (Millions)	10	10

Sec. 19.60. **Contingency Appropriation: HEARTS Veterans Museum.** In addition to amounts appropriated herein and contingent on Walker County receiving Federal Funds for the purpose of constructing a Federal Emergency Management Agency (FEMA) evacuation center in Walker County, there is hereby appropriated to the General Land Office and Veterans’ Land Board \$2,000,000 out of the General Revenue Fund in Strategy C.1.2, Veterans Homes, in fiscal year 2008 to be used in conjunction with the FEMA funds for the construction of the HEARTS Veterans Museum to be collocated in the same facility as the FEMA evacuation center in Walker County.

Any unexpended balances remaining in this appropriation as of August 31, 2008 are hereby appropriated to the General Land Office and Veterans’ Land Board for the fiscal year beginning on September 1, 2008 for the same purpose.

Sec. 19.61. **Appropriation for a Salary Increase for State Employees in Salary Schedule C.**⁴³

- (a) Appropriation for Salary Schedule C Pay Raises
- (1) Contingent upon the Comptroller of Public Accounts certifying that there is a sufficient increase in available general revenue in excess of the amount shown in the January 2007 Biennial Revenue Estimate, appropriations made by this Act to the agencies listed below are hereby increased for both fiscal year 2008 and fiscal year 2009 by the amounts and from the appropriation sources indicated below for Schedule C pay raises.

Agency Name	General Revenue	General Revenue–Dedicated (Fund 9)	Federal Funds	Other Funds (Fund 6)	Total for Each Fiscal Year of the Biennium
Alcoholic Beverage Commission	\$867,835	\$0	\$0	\$0	\$867,835
Department of Criminal Justice	\$291,540	\$0	\$0	\$0	\$291,540
Parks and Wildlife Department	\$0	\$1,237,333	\$135,498	\$0	\$1,372,831
Department of Public Safety	\$0	\$0	\$484,713	\$9,613,468	\$10,098,181
Subtotal	\$1,159,375	\$1,237,333	\$620,211	\$9,613,468	\$12,630,387
Additional Benefits	\$184,804	\$197,231	\$98,862	\$1,532,387	\$2,013,284
Grand Total	\$1,344,179	\$1,434,563	\$719,073	\$11,145,855	\$14,643,671

- (2) The amounts appropriated above include \$867,835 in fiscal year 2008 and \$867,835 in fiscal year 2009 in General Revenue Funds to the Texas Alcoholic Beverage Commission for Schedule C pay raises. These appropriations are contingent upon the Texas Alcoholic Beverage Commission increasing fees and surcharges, pursuant to § 5.50, Alcoholic Beverage Code, by \$1,735,670 and providing such information deemed necessary by the Comptroller of Public Accounts to issue a finding of fact that the increased revenues are estimated to be available in excess of the Comptroller’s Biennial Revenue Estimate, including supplemental estimates used in certifying this Act, to fund the increased appropriations and benefits.
- (b) Any increase in employee benefits costs associated with the salary increase as described above shall be paid only out of the appropriations made above in Subsection (a) of this section.
- (c) Provisions requiring salaries and benefits to be proportional to the source of funds shall apply to all sums allocated under this section, except as otherwise provided. Each agency shall pay the increase in compensation from funds held in the state treasury and from local funds in the same proportion as the employee’s regular compensation.
- (d) The Comptroller of Public Accounts shall promulgate rules and regulations as necessary to administer this section. Funds appropriated in this section shall be allocated to each agency, and to the appropriate employee benefit appropriation items, in accordance with such rules and

⁴³ Increase certified by Comptroller of Public Accounts on July 10, 2007.

ADDITIONAL CONTINGENCY AND OTHER PROVISIONS (Continued)

regulations and may be used only for the purpose of providing a salary increase and paying associated employee benefit costs.

- (e) This section does not authorize an increase of classified salary rates above the rates listed in the Schedule C in this Act.

Sec. 19.62. **Appropriation for a Salary Increase for State Employees.**⁴⁴

- (a) As used in this section, “salary increase” shall mean a two percent (2.0%) increase in annual salary with a minimum of \$50 per month increase in salary, to begin on September 1, 2007, and another increase in annual salary to occur on September 1, 2008, consisting of an additional two percent (2.0%) increase in the annual salary with a minimum of \$50 per month increase in salary.
- (b) Contingent upon the Comptroller of Public Accounts certifying that there is a sufficient increase in available general revenue in excess of the amount shown in the January 2007 Biennial Revenue Estimate, the Comptroller of Public Accounts is hereby appropriated an amount estimated to be \$242,742,663 out of the General Revenue Fund, an amount estimated to be \$13,894,526 out of General Revenue–Dedicated, an amount estimated to be \$73,648,946 out of federal funds, and an amount estimated to be \$59,625,082 out of other funds and accounts to fund a salary increase described in Subsection (a) of this section for employees of state agencies, including employees of the Higher Education Coordinating Board, and including employees of Texas A&M University System service agencies, as such a salary increase is reflected in the salary rates authorized elsewhere in this Act.
- (c) This section shall not apply to employees of institutions of higher education except for employees of a Texas A&M University System service agency, statewide elected officials, justices and judges of the appellate and district courts, district attorneys, criminal district attorneys, county attorneys performing the duties of a district attorney, line item exempt (non-classified) employees, salary Schedule C employees, or non-exempt staff at the Office of State Prosecuting Attorney. Additionally, this section shall not apply to the following employees:
 - (1) At the Supreme Court of Texas: Deputy Clerks
 - (2) At the 14 Courts of Appeals:
 - (A) Staff Attorneys,
 - (B) Law Clerks, or
 - (C) employees whom a Court of Appeals designate as receiving salary increases from the block grant appropriated for the 14 Courts of Appeals.
- (d) Any increase in employee benefits costs associated with the salary increase as described above shall be paid only out of the appropriations made above in Subsection (b) of this section.
- (e) Provisions requiring salaries and benefits to be proportional to the source of funds shall apply to all sums allocated under this section, except as otherwise provided and except for county extension agents who may receive a salary increase solely from appropriations made from the General Revenue Fund. Each agency shall pay the increase in compensation from funds held in the state treasury and from local funds in the same proportion as the employee’s regular compensation.
- (f) The Comptroller of Public Accounts shall promulgate rules and regulations as necessary to administer this section. Funds appropriated in this section shall be allocated to each agency, and to the appropriate employee benefit appropriation items, in accordance with such rules and regulations and may be used only for the purpose of providing a salary increase and paying associated employee benefit costs.
- (g) This section does not authorize an increase of classified salary rates above the rates listed in the Schedules A and B (as applicable) in this Act.
- (h) Agencies subject to a special provisions rider “Appropriations Limited to Revenue Collections” shall increase revenues as necessary to cover the increased salary amounts appropriated above. Revenues to general revenue and general revenue dedicated funds due to the salary increase described above are estimated to be at least \$12,600,000.

⁴⁴ Increase certified by Comptroller of Public Accounts on July 10, 2007.

ADDITIONAL CONTINGENCY AND OTHER PROVISIONS
(Continued)

Sec. 19.63. **Appropriation: District Legal Fees and Liability Insurance.**⁴⁵ In addition to amounts appropriated elsewhere in this Act to the Soil and Water Conservation Board in Strategy A.1.1, Program Management and Assistance, the Soil and Water Conservation Board is appropriated: (1) \$25,000 out of the General Revenue Fund in each fiscal year to supplement, at the Soil and Water Conservation Board’s discretion, legal fees for soil and water conservation districts that are unable to cover legal costs; and (2) \$133,000 out of the General Revenue Fund in each fiscal year to purchase liability insurance for soil and water conservation district directors and pay attorney’s fees to defend directors in the event of a lawsuit.

Sec. 19.64. **Terminology Related to Uncompensated Care.** Notwithstanding other provisions in the General Appropriations Act regarding the terms and definitions used for reporting uncompensated care or charity care, agencies and institutions of higher education shall adhere to standard terms and definitions developed by the Health and Human Services Commission for hospital reporting purposes.

THIS SPACE

INTENTIONALLY

LEFT BLANK

Sec. 19.66. **Medicaid Eligibility Determinations for Children.** Out of funds appropriated above in Goal B, Medicaid:

- (a) The executive commissioner of the Health and Human Services Commission (“the commissioner”) shall, to the greatest extent possible, diminish errors which create barriers that wrongly deny or delay coverage for which a child is eligible.
 - (1) In accordance with federal regulations, the commissioner shall work to provide that children are screened simultaneously for eligibility for the Medicaid program and the state child health plan using a consolidated application; and
 - (2) once the eligibility procedures are complete, all children identified as eligible for the Medicaid program should be automatically enrolled without further application or qualification.
- (b) The executive commissioner shall, to the greatest extent possible, ensure that systems that support the eligibility and enrollment process are performing properly and that applications and redeterminations for the children’s Medicaid program are completed within state and federal standards.
- (c) If for any reason a child becomes ineligible for the Medicaid program, the Health and Human Services Commission shall, before terminating the child’s benefits under the program, determine whether the child is eligible for the state child health program, based on the information currently available to the commission. If the commission determines that the child is eligible, the commission shall enroll the child in the child health program without further application or qualification except for any enrollment fee that may be due, unless the child’s parent objects to enrollment. The commission shall notify a parent of the child’s eligibility for the Medicaid program and automatic enrollment in that program as soon as practicable after eligibility has been determined.

⁴⁵ These Article IX appropriations and changes have been incorporated into the applicable agency bill patterns.

ADDITIONAL CONTINGENCY AND OTHER PROVISIONS

(Continued)

Sec. 19.67. **CHIP Eligibility Determinations for Children.** Out of funds appropriated above in Goal C, CHIP Services:

- (a) The executive commissioner of the Health and Human Services Commission (“the commissioner”) shall, to the greatest extent possible, diminish errors which create barriers that wrongly deny or delay coverage for which a child is eligible.
 - (1) The commissioner shall ensure that children are screened simultaneously for eligibility for the Medicaid program and the state child health plan using a consolidated application; and
 - (2) once the eligibility procedures are complete and in compliance with provisions of general law, all children identified as eligible for the state child health plan should be automatically enrolled without further application or qualification.
- (b) The executive commissioner shall, to the greatest extent possible, ensure that systems that support the eligibility and enrollment process are performing properly and that applications and redeterminations for the state child health plan are completed within state and federal standards.
- (c) If a child is determined to be ineligible for the state child health plan program, the Health and Human Services Commission shall, before terminating the child’s benefits under the program, determine whether the child is eligible for the Medicaid program, based on the information available to the commission at the time. If the commission determines that the child is eligible, the commission shall enroll the child in the Medicaid program without further application or qualification, unless the child’s parent objects to enrollment. The commission shall notify a parent of the child’s eligibility for the Medicaid program and automatic enrollment in that program as soon as practicable after eligibility has been determined.

Sec. 19.68. **Review of Background Check Procedures.**

- (a) All state agencies currently conducting background checks shall submit to the State Auditor’s Office (SAO), the Texas Department of Licensing and Regulation (TDLR), the DPS (Department of Public Safety) and the Legislative Budget Board (LBB) a report on their background check procedures by November 1, 2007. The SAO shall determine the form in which the agencies shall submit the reports.
- (b) The SAO shall complete a review of all agencies conducting background checks. The review shall include, but is not limited to, information on any deficiencies in background check procedures and a determination if there are any state agencies that should be conducting background checks, but are currently not conducting background checks. The SAO shall submit the review to TDLR, DPS, and the LBB by April 1, 2008.
- (c) DPS shall report to the Eighty-first Legislature on the availability of background check information. The report shall include a determination of what level of background check is sufficient; what deficiencies exist in the current background check process; and recommendations for how the Eighty-first Legislature can improve background check procedures.

Sec. 19.69. **Contingency for Border Security.**⁴⁶ Contingent on the Governor’s certification to the Legislative Budget Board that all homeland security and disaster assistance federal funds, such as the Law Enforcement Terrorism Prevention Program, the State Homeland Security Program, and the Urban Areas Security Initiative Program, and excluding the Edward Byrne Memorial Justice Assistance Program, used during the past four years for border security are no longer available, and in addition to amounts appropriated elsewhere in this Act, the Division of Emergency Management in Strategy D.1.2, Response Coordination, in the bill pattern of the Department of Public Safety, is appropriated \$43,704,714 for the fiscal biennium beginning September 1, 2007 from the General Revenue Fund for the following border security expenditures:

- (a) \$6,500,000 may only be used to equip and operate Joint Operation and Intelligence Centers and the Border Security Operation Center.
- (b) \$20,000,000 may only be expended for payment of overtime, per diem, and related travel expenses for commissioned peace officers or National Guard cooperating in a surge operation by working in a county other than the county of their employment or assigned duty station.

⁴⁶ These Article IX appropriations and changes have been incorporated into the applicable agency bill patterns.

ADDITIONAL CONTINGENCY AND OTHER PROVISIONS
(Continued)

- (c) \$17,204,714 may only be used to provide grants to local law enforcement agencies for overtime and per diem when cooperating in a surge operation, or for training, equipment, and technology acquisition.

Sec. 19.70. **Appropriations of Remaining Proposition 8 General Obligation Bond Proceeds.**⁴⁷ In addition to amounts appropriated elsewhere in this Act, there is hereby appropriated \$263,530,924 for the 2008–09 biennium to the agencies listed below out of general obligation bond proceeds. Any unexpended and unobligated balances in general obligation bonds remaining as of August 31, 2008 are hereby appropriated to each respective agency for the fiscal year beginning September 1, 2008 for the same purpose. Capital Budgets for each respective agency are hereby amended accordingly. All projects funded with bond proceeds are subject to approval by the Legislative Budget Board prior to issuance of the bond proceeds by the Texas Public Finance Authority.

In addition to amounts appropriated elsewhere in this Act to the Texas Public Finance Authority, there is hereby appropriated \$9,182,274 in fiscal year 2008 and \$18,624,145 in fiscal year 2009 out of the General Revenue Fund to make debt service payments for the bond proceeds appropriated herein.

Contingent upon passage of House Bill 12 or similar legislation by the Eightieth Legislature, 2007, relating to the funding, powers, duties, and responsibilities of the Parks and Wildlife Department and the Texas Historical Commission, in addition to amounts appropriated elsewhere in this Act to the Texas Public Finance Authority, there is hereby appropriated \$852,329 in fiscal year 2008 and \$1,660,993 in fiscal year 2009 out of the General Revenue Account No. 400 Sporting Goods Sales Tax - Transfer to State Parks Account No. 64, for debt service payments on \$17,000,000 in general obligation bond proceeds for the Parks and Wildlife Department. In the event that House Bill 12 or similar legislation does not pass, \$852,329 in fiscal year 2008 and \$1,660,993 in fiscal year 2009 out of the General Revenue Fund is hereby appropriated to the Texas Public Finance Authority.

Proposition 8 by Article by Agency by Project	2008–09 Biennial Total	
	<u>Bond Proceeds</u>	<u>Debt Service</u>
ARTICLE I		
Texas Facilities Commission ⁴⁸		
Critical deferred maintenance and asbestos abatement for facilities; Stephen F. Austin build-out; Reagan building project; Sam Houston building repairs; and state cemetery expansion and gallery renovation	\$50,027,700	\$7,396,218
Texas Historical Commission		
Courthouse renovations and historic sites	\$48,000,000	\$7,096,439
Total, Article I Bond Proceeds	<u>\$98,027,700</u>	<u>\$14,492,657</u>
ARTICLE III		
School for the Blind and Visually Impaired		
Campus renovations	\$68,287,208	\$1,454,428
Total, Article III Bond Proceeds	<u>\$68,287,208</u>	<u>\$1,454,428</u>
ARTICLE V		
Department of Criminal Justice		
Repair and rehabilitation of facilities and repair of hospital facility in Galveston	\$50,400,000	\$7,451,260
Texas Youth Commission		
Repair and rehabilitation on existing facilities and remodel existing dormitories in TYC facilities	\$29,816,016	\$4,408,074
Total, Article V Bond Proceeds	<u>\$80,216,016</u>	<u>\$11,859,334</u>
ARTICLE VI		
Parks and Wildlife Department		
Statewide park repairs	\$17,000,000	\$2,513,322
Total, Article VI Bond Proceeds	<u>\$17,000,000</u>	<u>\$2,513,322</u>
Total, Bond Proceeds by Article	<u>\$263,530,924</u>	<u>\$30,319,741</u>

Sec. 19.71. **Contingency for Senate Joint Resolution 65 and Senate Bill 2033.**⁴⁹ Contingent upon passage of Senate Joint Resolution 65 and Senate Bill 2033, or similar legislation by the Eightieth Legislature, 2007, relating to the authorization of \$1.0 billion in general obligation bonds and subsequent approval by Texas voters of the proposition, there is hereby appropriated \$717,303,391 for the 2008–09 biennium to the agencies listed below. Any unexpended and unobligated balances in general obligation bonds remaining as of August 31, 2008 are hereby appropriated to each respective agency for the fiscal year beginning September 1, 2008 for the same purpose. Capital Budgets for each respective agency are

⁴⁷ These Article IX appropriations and changes have been incorporated into the applicable agency bill patterns.
⁴⁸ Rider modified to reflect name change of the Texas Building and Procurement Commission to the Texas Facilities Commission by HB 3560, 80th Legislature, Regular Session.
⁴⁹ Rider modified to correct typographical error.

ADDITIONAL CONTINGENCY AND OTHER PROVISIONS
(Continued)

hereby amended accordingly. All projects funded with bond proceeds are subject to approval by the Legislative Budget Board prior to issuance of the bond proceeds by the Texas Public Finance Authority.

Also contingent upon passage of Senate Joint Resolution 65 and Senate Bill 2033, or similar legislation by the Eightieth Legislature, 2007, in addition to amounts appropriated elsewhere in this Act to the Texas Public Finance Authority, there is hereby appropriated \$10,883,307 in fiscal year 2008 and \$42,187,603 in fiscal year 2009 out of the General Revenue Fund for debt service payments on the general obligation bond proceeds.

Contingent upon passage of House Bill 12 or similar legislation by the Eightieth Legislature, 2007, relating to the funding, powers, duties, and responsibilities of the Parks and Wildlife Department and the Texas Historical Commission, in addition to amounts appropriated elsewhere in this Act to the Texas Public Finance Authority, there is hereby appropriated \$368,505 in fiscal year 2008 and \$3,303,453 in fiscal year 2009 out of the General Revenue Account No. 400 Sporting Goods Sales Tax - Transfer to State Parks Account No. 64, for debt service payments on \$52,120,000 in general obligation bond proceeds for the Parks and Wildlife Department. In the event that House Bill 12 or similar legislation does not pass, \$368,505 in fiscal year 2008 and \$3,303,453 in fiscal year 2009 out of the General Revenue Fund is hereby appropriated to the Texas Public Finance Authority.

Out of General Revenue amounts appropriated elsewhere in this Act to the Texas Department of Criminal Justice, the agency may, with the approval of the Legislative Budget Board, transfer to the Texas Public Finance Authority amounts sufficient to pay debt service on any portion of general obligation bonds issued for the construction of three (3) 1,330-bed Hobby-prototype facilities, as authorized herein for the 2008–09 biennium.

SJR 65 and Senate Bill 2033 <u>by Article by Agency by Project</u>	<u>2008–09 Biennial Total</u>	
	<u>Bond Proceeds</u>	<u>Debt Service</u>
ARTICLE I		
Texas Facilities Commission⁵⁰		
Critical deferred maintenance and asbestos abatement for facilities	\$ 32,000,000	\$ 3,933,150
Texas Historical Commission		
Courthouse renovations and historic sites	\$ 48,000,000	\$ 5,899,726
Total, Article I Bond Proceeds	<u>\$ 80,000,000</u>	<u>\$ 9,832,876</u>
ARTICLE II		
Department of State Health Services		
Repair and renovation of mental health state hospitals	\$ 30,632,149	\$ 3,765,027
Department of Aging and Disability Services		
Repair and renovation of mental health state schools	\$ 39,760,811	\$ 4,887,039
Total, Article II Bond Proceeds	<u>\$ 70,392,960</u>	<u>\$ 8,652,066</u>
ARTICLE V		
Adjutant General's Department		
Major maintenance projects at 14 Readiness Centers and repairs and maintenance of Camp Mabry facilities	\$ 13,527,712	\$ 1,662,705
Department of Criminal Justice		
Three (3) new 1-330-bed Hobby-prototype facilities and repair and rehabilitation of facilities	\$ 273,400,000	\$ 4,916,438
Department of Public Safety		
New regional office and Crime Lab in Lubbock; new offices in McAllen and Rio Grande City; crime lab expansions; and emergency vehicle operations course	\$ 200,000,000	\$ 24,582,192
Texas Youth Commission		
New construction at existing facilities and construct one new facility in a metro area	\$ 27,862,719	\$ 3,424,633
Total, Article V Bond Proceeds	<u>\$ 514,790,431</u>	<u>\$ 34,585,968</u>
ARTICLE VI		
Parks and Wildlife Department		
Battleship Texas and statewide park repairs	\$ 52,120,000	\$ 3,671,958
Total, Article VI Bond Proceeds	<u>\$ 52,120,000</u>	<u>\$ 3,671,958</u>
Total, Bond Proceeds by Article	<u>\$ 717,303,391</u>	<u>\$ 56,742,868</u>

⁵⁰ Rider modified to reflect name change of the Texas Building and Procurement Commission to the Texas Facilities Commission by HB 3560, 80th Legislature, Regular Session.

ADDITIONAL CONTINGENCY AND OTHER PROVISIONS
(Continued)

THIS SPACE

INTENTIONALLY

LEFT BLANK

Sec. 19.73. **Contingency Appropriation for House Bill 1915.**⁵¹ Contingent upon enactment of House Bill 1915 or similar legislation relating to the creation of a fire department listing by the Texas Forest Service, \$84,576 in Appropriated Receipts in fiscal year 2008 and an additional \$80,576 in Appropriated Receipts in fiscal year 2009 is appropriated to Strategy, A.1.1., Wildfire and Emergency Programs.

Sec. 19.74. **Contingency Appropriations for House Bill 1751.**⁵¹ Contingent on passage of House Bill 1751 or similar legislation by the Eightieth Legislature, Regular Session, relating to imposing a fee on admissions to certain sexually oriented businesses, the following agencies are appropriated funds from the General Revenue Dedicated Account 5010–Sexual Assault Program:

	<u>FY 2008</u>	<u>FY 2009</u>
Office of the Attorney General		
Support for Sexual Assault Advisory Council	\$150,000	\$0
Assessment of Sexually Oriented Business Industry	\$250,000	\$0
Public Awareness Campaign	\$1,000,000	\$0
Prevention Campaign	\$0	\$2,000,000
Faith-based Grants	\$0	\$200,000
Continuing Education for Nurse Examiners	\$0	\$50,000
Rape Crisis Centers (Statewide)	\$875,000	\$2,450,000
Technology for Rape Crisis Centers	\$200,000	\$0
Equipment Grants for Nurse Examiners	\$600,000	\$0
Certification of Nurse Examiners	\$75,000	\$50,000
Program Grants to Statewide Associations	\$200,000	\$400,000
Preceptorship of Nurse Examiners	\$75,000	\$0

⁵¹ These Article IX appropriations and changes have been incorporated into applicable agency bill patterns.

ADDITIONAL CONTINGENCY AND OTHER PROVISIONS
(Continued)

	<u>FY 2008</u>	<u>FY 2009</u>
Trusted Programs within the Office of the Governor		
Prosecution Grants and Victim’s Assistance Coordinators	\$0	\$700,000
Department of State Health Services		
Measuring Sexual Assault Prevalence	\$50,000	\$0
The University of Texas at Austin		
Institute of Domestic Violence and Sexual Assault		
Research Sexual Assault in Texas	\$250,000	\$0
Texas State University - San Marcos		
School District Training and Technical Assistance	\$50,000	\$50,000
Texas Supreme Court		
Legal Aid Program	\$750,000	\$1,250,000
Texas Department of Public Safety		
Training for Commissioned Officers	\$0	\$50,000
Texas Department of Criminal Justice		
Parole Monitoring Pilot	\$0	\$250,000
Adult Sex Offender Treatment	\$0	\$2,000,000
Judiciary Section Comptroller’s Department		
Sex Offender Civil Commitment Program	\$0	\$2,000,000
Comptroller of Public Accounts		
Administration of Fee	\$100,000	\$0
Texas Youth Commission		
Juvenile Sex Offender Treatment	\$0	\$2,000,000

Contingent on passage of House Bill 1751 or similar legislation and contingent on failure to enact Senate Bill 10 or similar legislation by the Eightieth Legislature, Regular Session, relating to Medicaid reform, all revenues directed to be deposited to the premium payment assistance account by House Bill 1751 from the imposition of a fee on admissions to certain sexually oriented businesses is appropriated to the Health and Human Services Commission to provide premium payment assistance to low-income persons.

Sec. 19.75. **Contingency Appropriations for House Bill 2235.**⁵² Contingent upon the passage of House Bill 2235, Eightieth Legislature, Regular Session, or similar legislation, enabling the Office of Rural Community Affairs to provide grants for rural technology centers, the Office of Rural Community Affairs is hereby appropriated \$2,500,000 out of General Revenue in fiscal year 2008 in addition to amounts appropriated elsewhere in this Act. It is the intent of the Legislature that consistent with that legislation, a \$1,650,000 grant shall be awarded for a Rural Technology Center in Starr County and a \$850,000 grant shall be awarded for a Rural Technology Center in Zapata County.

Sec. 19.76. **Contingency Transfer of Appropriation for Facility Deferred Maintenance Activities.**⁵² Contingent on the enactment of House Bill 2621, or similar legislation, relating to the transfer of facility management and maintenance responsibilities for Texas Historical Commission buildings in the Capitol Complex from the Texas Building and Procurement Commission to the Texas Historical Commission by the Eightieth Legislature, Regular Session, 2007, the Texas Building and Procurement Commission shall transfer \$733,500 to the Texas Historical Commission, in fiscal year 2008, out of General Obligation Bond proceeds from Proposition 8 bonds authorized by the Seventy-seventh Legislature or from proceeds authorized by Senate Joint Resolution 65 and Senate Bill 2033, Eightieth Legislature, 2007, and appropriated to the Building and Procurement Commission for capital budget items related to the completion of deferred maintenance projects. Any unexpended balances of amounts appropriated herein remaining as of August 31, 2008 are hereby appropriated for the fiscal year beginning September 1, 2008 for the same purposes.

Sec. 19.77. **Contingency Appropriation for Senate Bill 10.** Contingent on passage and enactment of Senate Bill 10, or similar legislation relating to Medicaid reform, by the Eightieth Legislature, Regular Session, the following actions are authorized:

- (a) The Comptroller of Public Accounts is authorized to create a Health Insurance Operating Account for the Health and Human Services Commission pursuant to the general accounting powers of the Comptroller in Government Code 403.011 and 403.034. The Health and Human Services Commission is authorized to transfer funds from the Texas Health Opportunity Pool Trust Fund to the Health Insurance Operating Account. These funds may be used for administrative costs incurred by the Commission in supporting the Texas Health Opportunity Pool. Administrative costs shall include eligibility determination, Information Technology system changes, processing and analyzing payments, and any other function deemed necessary by the

⁵² These Article IX appropriations and changes have been incorporated into the applicable agency bill patterns.

ADDITIONAL CONTINGENCY AND OTHER PROVISIONS (Continued)

Executive Commissioner. The Commission shall notify the Comptroller of Public Accounts, Governor, and Legislative Budget Board 10 days prior to transfers made into the Health Insurance Operating Account from the Texas Health Opportunity Pool.

- (b) The Health and Human Services Commission is authorized to exceed the capital budget authority limitation provided elsewhere in this Act for Medicaid reform-related items. Notification must be provided to the Legislative Budget Board and the Governor 30 days in advance of any action.
- (c) Notwithstanding any other provision in this Act, the Health and Human Services Commission is authorized to exceed their Full-Time Equivalent (FTE) cap by an estimated 14 FTEs in fiscal year 2008 and 57 FTEs in fiscal year 2009 to implement and administer the Texas Health Opportunity Pool.
- (d) HIPP Referral Fee and Licensed Insurance Representative Training
 - (1) The Health and Human Services Commission is authorized to pay a referral fee commensurate with the standard insurance agent commission for each successful HIPP referral in an amount commensurate with the standard insurance agent commission or other referral fees identified by the Health and Human Services Commission for those licensed insurance agents who have received HIPP training.
 - (2) The Health and Human Services Commission shall allocate, out of funds appropriated above in Goal B, Medicaid, at least \$330,000 in All Funds per biennium to pay HIPP-trained licensed insurance representatives the referral fee for each successful referral to the HIPP program.
- (e) Contingent on such legislation including provisions that transfer client transportation services from the Texas Department of Transportation to the Health and Human Services Commission and the Texas Workforce Commission, the following is authorized.
 - (1) Out of the funds appropriated in Article VII, Strategy D.1.2, Client Transportation Services, for the fiscal year beginning September 1, 2008 the Texas Department of Transportation shall transfer not less than \$53,902,291 in State Highway Fund No. 006 funds to the Health and Human Services Commission, to provide medical transportation services at health and human services agencies. The department and the commission shall agree on the number of full-time-equivalent positions (FTEs) to transfer to the commission for fiscal year 2009. The commission has the authority to distribute State Highway Fund No. 006 funds to other health and human services agencies as appropriate.
 - (2) The Texas Department of Transportation shall continue operating and funding these transportation programs during fiscal year 2008. The Executive Commissioner of the Health and Human Services Commission and Executive Director of the Texas Department of Transportation shall provide a joint plan to the Legislative Budget Board and the Governor specifying the amount of funding transfers and FTEs 30 days prior to the implementation of transfers.
 - (3) Out of the funds appropriated in Article VII, Strategy D.1.2, Client Transportation Services, for the fiscal year beginning September 1, 2008 the Texas Department of Transportation shall transfer not less than \$6,829,352 in State Highway Fund No. 006 funds to the Texas Workforce Commission, to provide client transportation services.
 - (4) The Legislative Budget Board is authorized to resolve any disputes concerning the transfers identified in this rider.

Sec. 19.78. **Contingency Appropriation for Senate Bill 703.**⁵³ Contingent upon the enactment of Senate Bill 703, or similar legislation relating to the regulation of dyslexia practitioners and therapists by the Department of State Health Services, by the Eightieth Legislature, Regular Session, the Department of State Health Services shall be appropriated the amount of \$107,040 in fiscal year 2008 and \$126,815 in fiscal year 2009 from the collection of fees deposited in the General Revenue Fund for the purpose of implementing that Act. In no event shall the amount expended by this provision exceed the amount of additional revenue generated pursuant to Senate Bill 703. Also, the “Number of Full-time-Equivalent Positions (FTE)” indicated in Department of State Health Services’ bill pattern shall be increased by 2.0 FTEs in fiscal year 2008 and 2.5 FTEs in fiscal year 2009.

⁵³ SB 703, 80th Legislature, Regular Session, or similar legislation did not pass.

ADDITIONAL CONTINGENCY AND OTHER PROVISIONS
(Continued)

Sec. 19.79. **Contingency Appropriation for Senate Bill 943.**⁵⁴ Contingent upon the enactment of Senate Bill 943, or similar legislation relating to the licensing and regulation of wholesale distributors of prescription drugs by the Department of State Health Services, by the Eightieth Legislature, Regular Session, the Department of State Health Services shall be appropriated the amount of \$913,282 in fiscal year 2008 and \$908,686 in fiscal year 2009 from the collection of fees deposited in General Revenue–Dedicated Account No. 5024 for the purpose of implementing that Act. In no event shall the amount expended by this provision exceed the amount of additional revenue generated pursuant to Senate Bill 943. Also, the “Number of Full-time-Equivalent Positions (FTE)” indicated in Department of State Health Services’ bill pattern shall be increased by 14.0 FTEs in each fiscal year.

Sec. 19.80. **Contingency Appropriation for Transportation.**⁵⁴ Contingent upon the Comptroller of Public Accounts certifying that there is a sufficient general revenue in excess of (1) the amount shown in the January 2007 Biennial Revenue Estimate plus (2) amounts necessary to fund an appropriation for a salary increase for State employees provided elsewhere in Article IX of this Act, the Department of Transportation shall be appropriated an amount not to exceed \$300,000,000 in General Revenue for the 2008–09 biennium for the purpose of issuing bonds and paying the debt service.

Sec. 19.81. **Contingency Appropriation for House Bill 12.**⁵⁴ Contingent on the enactment of House Bill 12 or similar legislation by the Eightieth Legislature, Regular Session, changing the limitation on the Sporting Goods Sales Tax (SGST) revenue credited to the Texas Parks and Wildlife Department (TPWD), and transferring historic sites from TPWD to the Texas Historical Commission, and in addition to amounts appropriated elsewhere in this Act, the following amounts are appropriated:

- (a) To the Texas Parks and Wildlife Department out of the Sporting Goods Sales Tax Transfer to the State Parks Account No. 64:

	For the Years Ending	
	<u>August 31, 2008</u>	<u>August 31, 2009</u>
D.1.1, Improvements and Major Repairs		
Coastal Erosion Projects	\$12,500,000	\$12,500,000
B.1.2, Minor Repair	\$1,950,000	\$1,950,000
D.1.2, Land Acquisition	\$0	\$300,000
Subtotal	<u>\$14,450,000</u>	<u>\$14,750,000</u>

- (b) To the Texas Parks and Wildlife Department out of unexpended balances in the following accounts as of August 31, 2007:

	For the Years Ending	
	<u>August 31, 2008</u>	<u>August 31, 2009</u>
B.1.1, State Park Operations for salaries and operating expenses, including 53.0 FTEs each fiscal year;	\$9,650,000	\$9,650,000
B.1.2, Minor Repair	\$2,050,000	\$2,050,000
D.1.2, Land Acquisition	\$0	\$4,000,000
<u>Method of Finance:</u>		
State Parks Account No. 64	\$100,000	\$4,100,000
Texas Recreation and Parks Account No. 467	\$9,550,000	\$9,550,000
Parks and Wildlife Conservation and Capital Account No. 5004	\$2,050,000	\$2,050,000
Total, Method of Financing	\$11,700,000	\$15,700,000

- (c) Contingent on House Bill 12 or similar legislation that transfers responsibility for administering certain state historic sites from the Texas Parks and Wildlife Department to the Texas Historical Commission, the Commission is appropriated \$6,750,720 in fiscal year 2008 and \$6,999,120 in fiscal year 2009 out of the Sporting Goods Sales Tax Transfer to the Historic Sites Account for operating, administrative, and employee benefit costs, and the number of full-time-equivalent employees authorized for the Commission is increased by 100.0 per fiscal year. Also contingent on passage of House Bill 12 or similar legislation, the Texas Historical Commission is appropriated elsewhere in this Act \$34,000,000 out of General Obligation Bonds for the fiscal year beginning September 1, 2007 for the renovation and repair of historic sites. Any unexpended balances in bond proceeds remaining as of August 31, 2008 are appropriated for the same purpose for the fiscal year beginning September 1, 2008.

⁵⁴ These Article IX appropriations and changes have been incorporated into the applicable agency bill patterns.

ADDITIONAL CONTINGENCY AND OTHER PROVISIONS

(Continued)

- (d) Contingent upon passage of House Bill 12 or similar legislation by the Eightieth Legislature, Regular Session, the Historical Commission shall enter into a memorandum of understanding with the Parks and Wildlife Department regarding the Parks and Wildlife Department's Buffalo Soldiers Interpretive Program. This memorandum of understanding shall consist of an agreement between the two agencies to allow the program, at no cost to the program, to utilize historic sites transferred from the department to the commission for the fulfillment of the mission and objectives of the Parks and Wildlife Department's Buffalo Soldiers Interpretive Program.
- (e) Contingent on the enactment of House Bill 12 or similar legislation by the Eightieth Legislature, Regular Session, that transfers responsibility for administering certain state historic sites from the Texas Parks and Wildlife Department to the Texas Historical Commission, the 2008–09 appropriations to the Department out of State Parks Account No. 64 are reduced by \$1,309,700 per fiscal year, appropriations out of the Sporting Goods Sales Tax Transfer to State Parks Account No. 64 are reduced by \$660,000 per fiscal year, and appropriations out of the General Revenue Fund are reduced by \$840,000 per fiscal year. In addition, the FTE cap for the Department is reduced by 65.0 FTEs per fiscal year. Reductions in appropriations and FTEs shall only be made to the following strategies: B.1.1, State Park Operations; B.1.2, Minor Repairs; B.1.3, Parks Support; D.1.3, Infrastructure Administration; E.1.1, Central Administration; E.1.2, Information Resources; and E.1.3, Other Support Services.
- (f) Included in amounts appropriated elsewhere in this Act to the Texas Parks and Wildlife Department for the Texas State Railroad (TSR) is \$2.0 million in fiscal year 2008 to provide a 20 percent match to \$10.0 million in Transportation Enhancement funds. The \$2.0 million provided is contingent on the Legislative Budget Board's review and approval of a signed contract between the Texas Parks and Wildlife Department (TPWD) and the Texas State Railroad Authority (TSRA) that transfers the Texas State Railroad to the TSRA pursuant to Senate Bill 1659 or similar legislation. In the event the Texas State Railroad project does not meet federal grant requirements of the Transportation Enhancement Program as defined by the federal Department of Transportation, Federal Highway Administration federal regulations in Title 23 of the United States Code, TPWD may use, upon approval of the Legislative Budget Board, up to \$10.0 million in General Revenue and General Revenue–Dedicated funds appropriated in 2008–09 to Strategy B.1.1, State Park Operations; Strategy B.1.3, Parks Support; Strategy B.2.1, Local Park Grants; Strategy B.2.2, Boating Access and Other Grants; and Goal E, Indirect Administration, in lieu of federal funds, as a temporary finance mechanism to ensure a smooth transition to a private consortium. It is the intent of the Legislature that the Department be held harmless. The \$2.0 million described in this provision is contingent on the Legislative Budget Board's approval of a signed contract between TPWD and TSRA, regardless of the funding source of the additional \$10.0 million authorized for the transfer of the TSR.
- (g) For each fiscal year of the 2008–09 biennium, appropriations to TPWD in Strategy B.1.1, State Park Operations, are hereby reduced \$601,945 from a method of finance which includes General Revenue, the SGST transfer to the State Parks Account No. 64, and the State Parks Account No. 64. The reduction represents state funding to operate the Texas State Railroad as a static display.
- (h) Out of amounts appropriated above and from \$2,100,000 out of Appropriated Receipts appropriated elsewhere in this Act to TPWD in 2008–09 for Strategy D.1.2, Land Acquisition, \$1,500,000 shall only be used to purchase adjacent tracts or in holdings at Palo Duro Canyon State Park; \$162,000 shall only be used to purchase approximately 1,850 acres from the El Paso Water Utilities Public Service Board to expand Franklin Mountain State Park, and \$4,738,000 shall only be used to purchase tracts or in holdings at other existing park sites, or to construct or expand facilities at existing park sites.
- (i) Contingent on the passage of House Bill 12 or similar legislation by the Eightieth Legislature, Regular Session, out of funds appropriated in Strategy D.1.1, Improvements and Major Repairs, the Texas Parks and Wildlife Department shall use \$12,500,000 each fiscal year out of the Sporting Goods Sales Tax Transfer to the State Parks Account No. 64 to contract with the General Land Office (GLO) for coastal erosion projects during the 2008–09 biennium. From funds appropriated in this provision, the GLO shall use \$300,000 in fiscal year 2008 for funding geotechnical, geological, and geophysical investigations to develop a sand source inventory and preliminary dredging plans to nourish Gulf of Mexico beaches in Cameron County. Funding for the sand source study is contingent upon a contribution of local matching funds equal to at least the amount contributed by the State. Any unexpended balances of the \$300,000 used for this purpose remaining as of August 31, 2008 are hereby appropriated for the fiscal year beginning September 1, 2008 for the same purposes.

ADDITIONAL CONTINGENCY AND OTHER PROVISIONS (Continued)

Also contingent on the passage of House Bill 12 or similar legislation, appropriations out of the General Revenue Fund made elsewhere in this Act to GLO Strategy B.1.1, Coastal Management, are reduced by \$3,078,319 in fiscal year 2008 and \$3,078,728 in fiscal year 2009 and GLO Strategy B.1.2, Coastal Erosion, are reduced by \$9,421,681 in fiscal year 2008 and \$9,421,272 in fiscal year 2009.

Sec. 19.82. **Nursing Home Rate Increase.**⁵⁵ In addition to amounts appropriated elsewhere in this Act, the Department of Aging and Disability Services is appropriated the following amounts for Strategy A.6.1, Nursing Facility Payments, for the purpose of implementing a provider rate increase:

- (a) Fiscal Year 2008: \$27,000,000 in General Revenue and \$41,411,065 in Federal Funds, and
- (b) Fiscal Year 2009: \$72,000,000 in General Revenue and \$108,180,180 in Federal Funds.

Sec. 19.83. **Estimated Appropriation: Designated Trauma Facility and EMS Account.**⁵⁵ The Department of State Health Services is hereby appropriated any additional revenues generated in General Revenue–Dedicated Account 5111, Designated Trauma Facility and EMS, above \$98,445,000 in fiscal year 2008 and above \$98,834,000 in fiscal year 2009, for the purpose of trauma facility and EMS activities. The specified amounts are included in the Comptroller of Public Accounts’ Biennial Revenue (BRE) for 2008–09 for this account.

This appropriation is contingent upon: (1) the Comptroller of Public Accounts acknowledging in writing the amount that collections for the year in question have exceeded or are anticipated to exceed the amount assumed in the BRE, and (2) the department notifying (subsequent to the acknowledgement required above) and receiving approval from the Legislative Budget Board and the Governor of its intent to access additional revenues from this account. Such an appropriation shall be considered to be approved if neither the Legislative Budget Board nor the Governor issues a written disapproval not later than:

- (a) the 10th business day after the date the staff of the Legislative Budget Board concludes its review of the proposed appropriation and forwards its review to the Chair of the House Appropriations Committee, Chair of the Senate Finance Committee, Speaker of the House, and Lieutenant Governor; and
- (b) the 10th business day after the receipt of the proposed appropriation by the Governor.

Sec. 19.84. **Study Potential for Federal Penalties in the TANF Program.** Out of the funds appropriated in Goal A, HHS Enterprise Oversight and Policy, the Health and Human Services Commission (HHSC) shall study the federal funding impact of current rules which allow exceptions to a person’s required work or employment activity participation. Should the impact be negative, HHSC shall take actions to reduce the loss in federal funds. HHSC shall report to the Governor’s Office and the Legislative Budget Board by February 1, 2008.

Sec. 19.85. **Contingency for Senate Bill 4.**⁵⁶ Contingent upon the enactment of Senate Bill 4, or similar legislation relating to open-enrollment charter schools and the creation of public charter districts, by the Eightieth Legislature, Regular Session, the Texas Education Agency is appropriated \$4,288,140 in General Revenue funds in fiscal year 2008 and \$5,711,860 in General Revenue in fiscal year 2009 to implement the provisions of the bill. Also contingent upon the enactment of Senate Bill 4 or similar legislation, the “Number of Full-time-Equivalent Positions (FTE)” for the Texas Education Agency in this Act is hereby increased by 7.0 for each year of the 2008–09 biennium.

Out of the funds appropriated by this rider, the Commissioner shall expend not more than \$3,788,140 in fiscal year 2008 and \$4,166,953 in fiscal year 2009 to provide instructional facilities allotments to eligible public charter districts. Out of funds appropriated by this rider, the Commissioner shall expend not more than \$500,000 in fiscal year 2008 and \$1,544,907 in fiscal year 2009 on administrative costs related to the provisions of Senate Bill 4.

Any balances available as of August 31, 2008 are appropriated for fiscal year 2009 for the same purpose.

Sec. 19.86. **Contingency Appropriation for Senate Bill 7.**⁵⁵ Contingent upon the enactment of Senate Bill 7, or similar legislation relating to the requirement that school districts acquire automated external defibrillators (AEDs), by the Eightieth Legislature, Regular Session, the Texas Education Agency is appropriated \$10.0 million in General Revenue for the 2008–09 biennium for the following purposes:

⁵⁵ These Article IX appropriations and changes have been incorporated into applicable agency bill patterns.

⁵⁶ SB 4, 80th Legislature, Regular Session, or similar legislation did not pass.

ADDITIONAL CONTINGENCY AND OTHER PROVISIONS (Continued)

(a) Automated External Defibrillators.

- (1) Out of the funds identified by this rider, the Commissioner shall allocate not more than \$9,000,000 in fiscal year 2008 to reimburse school districts for costs associated with the purchase of AEDs. The Commissioner shall require that school districts and charter schools, in the application for funds, demonstrate need for reimbursement, and give funding priority based on greatest need. The Commissioner may adopt rules as necessary to implement this program. The Commissioner shall use any available federal funds to offset the General Revenue cost, and is authorized to receive and expend private grants or donations for this purpose.
- (2) Out of the funds identified by this rider, the Commissioner shall reimburse private schools for costs associated with the purchase of AEDs. The Commissioner may adopt rules as necessary to implement this program.

(b) Early Cardiovascular Detection Pilot Program. Out of the funds identified by this rider, the Commissioner shall direct \$500,000 in General Revenue in each year of the 2008–09 biennium to a pilot cardiovascular health screening program targeted to students in the 6th grade. The students in the pilot program must be selected in such a way as to ensure ethnic diversity. The screening program shall include EKG and echocardiogram evaluation. The Commissioner may accept private grants to support the program. The agency shall submit a report on the program to the Eighty-first Legislature.

Any balances available as of August 31, 2008 are appropriated for fiscal year 2009 for the same purposes.

Sec. 19.87. **Contingency for House Bill 1188.** Contingent upon passage of House Bill 1188 or similar legislation by the Eightieth Legislature, Regular Session, 2007, related to the Texas Emerging Technology Fund, Rider 16, Texas Emerging Technology Fund in the Trusteed Programs within the Office of the Governor is hereby amended to permit, from dollars appropriated from the fund, an amount not to exceed \$600,000 each year of the biennium beginning September 1, 2007 to be used by the Office of the Governor to administer the fund.

Sec. 19.88. **Contingency for House Bill 442.**⁵⁷ Contingent on passage of House Bill 442, or similar legislation relating to the taking or attempting to take a stun gun from a peace officer or certain other officers by the Eightieth Legislature, Regular Session, and in addition to the amounts appropriated elsewhere in this Act, the Department of Public Safety (DPS) is appropriated in Strategy E.1.1, Concealed Handguns, \$1,497,364 in fiscal year 2008 and \$681,939 in fiscal year 2009 from State Highway Fund 6 to implement the provisions of the bill. The “Number of Full-Time Equivalents” in the agency bill pattern is increased by 18.0 FTEs in both fiscal years for the operation of the program.

Sec. 19.89. **Contingency Appropriation: La Joya Special Utility District Water Infrastructure Project.**⁵⁸ In addition to amounts appropriated elsewhere in this Act and contingent upon the following: (1) passage of House Bill 479, or similar legislation by the Eightieth Legislature, Regular Session, relating to the succession of the La Joya Water Supply Corporation by the La Joya Special Utility District; (2) the Texas Water Development Board recommending the project; and (3) Legislative Budget Board approval of the project, the Texas Water Development Board is hereby appropriated \$6,238,500 out of the General Revenue Fund in Strategy B.1.1, State Financial Assistance Programs, in fiscal year 2008 to be transferred to the Water Assistance Fund (WAF) No. 480, as authorized in Chapter 15, Water Code, to fund a grant to the La Joya Special Utility District for a water infrastructure project.

Any unexpended balances as of August 31, 2008, are appropriated to the Water Development Board for the same purpose for the fiscal year beginning September 1, 2008.

Sec. 19.90. **Contingency for House Bill 654.**⁵⁹ Contingent on passage of House Bill 654, or similar legislation relating to a pilot project to develop and operate a crisis stabilization unit on Kerrville State Hospital grounds, by the Eightieth Legislature, Regular Session, the Department of State Health Services is appropriated \$500,000 in General Revenue for fiscal year 2008 and \$500,000 in General Revenue for fiscal year 2009 to implement the provisions of the legislation.

Sec. 19.91. **Contingency Appropriation for House Bill 1775.**⁵⁹ Contingent upon enactment of House Bill 1775 or similar legislation relating to tuition revenue bonds for Stephen F. Austin State University,

⁵⁷ HB 442, 80th Legislature, Regular Session, or similar legislation did not pass.

⁵⁸ HB 479, 80th Legislature, Regular Session, did not pass. See SB 3 for similar legislation.

⁵⁹ These Article IX appropriations and changes have been incorporated into applicable agency bill patterns.

ADDITIONAL CONTINGENCY AND OTHER PROVISIONS (Continued)

\$550,000 in fiscal year 2008 and \$550,000 in fiscal year 2009 in General Revenue is appropriated in Strategy B.1.2, for debt service on tuition revenue bonds.

Sec. 19.92. **Contingency for House Bill 2238.**⁶⁰ Contingent upon the enactment of House Bill 2238, or similar legislation relating to the establishment of the Texas Education Data System (TEDS), by the Eightieth Legislature, Regular Session, the Texas Education Agency is hereby appropriated \$1,000,000 in General Revenue to contract with one or more education research centers to develop recommendations for establishing indicators for identifying students who are likely to drop out of school, pursuant to the provisions of the legislation.

Sec. 19.93. **Contingent Appropriation for House Bill 2868.**⁶¹ Contingent upon passage of House Bill 2868 or similar legislation there is hereby appropriated to the Texas Forest Service out the Volunteer Fire Department Assistance Account No. 5064, an amount not to exceed \$5,000,000 in fiscal year 2008 and \$5,000,000 in fiscal year 2009 in Strategy A.1.1, Wildfire and Emergency Program, to be used for the Texas Wildfire Protection Plan. Any funds remaining at the end of August 31, 2008 are hereby reappropriated for the same purpose for the biennium beginning September 1, 2009.

Sec. 19.94. **Contingency Appropriation for House Bill 2935.**⁶² Contingent on the passage of House Bill 2935 by the Eightieth Legislature, Regular Session, or similar legislation relating to the regulation of cigarettes, the Texas Department of Insurance is appropriated \$98,390 and 2.0 FTEs in fiscal year 2008 and \$380,557 and 9.0 FTEs in fiscal year 2009 in General Revenue–Dedicated Fund 36 funds to implement the provisions of the legislation. Also contingent on the passage of House Bill 2935 by the Eightieth Legislature, Regular Session, or similar legislation relating to the regulation of cigarettes, the Texas Department of Insurance is appropriated any civil penalties collected and deposited to the General Revenue–Dedicated Fire Prevention and Public Safety Account under the provisions of the bill.

Sec. 19.95. **Contingency Appropriation for House Bill 2978.**⁶² Contingent upon enactment of House Bill 2978 or similar legislation relating to the establishment of engineering recruitment programs at the Higher Education Coordinating Board, \$1,000,000 in General Revenue is appropriated in fiscal year 2008 and \$1,000,000 in General Revenue is appropriated in fiscal year 2009 in Strategy B.1.11, Engineering Recruitment Program.

Sec. 19.96. **Contingency Appropriation for House Bill 3554.**⁶² Contingent upon passage of Senate Bill 3554, or similar legislation by the Eightieth Legislature, Regular Session, extending the Petroleum Storage Tank (PST) Reimbursement program and continuing the Petroleum Products Delivery fee, in addition to amounts appropriated elsewhere in this Act, and notwithstanding other limitations contained in this Act on transfers from the PST Reimbursement Account No. 655 to the Waste Management Account No. 549, there is hereby appropriated to the TCEQ out of the Waste Management Account No. 549 in Strategy D.1.1, Storage Tank Administration, \$468,090 in each fiscal year of the 2008–09 biennium to be used for necessary expenses associated with the PST Remediation Account No. 655 and the groundwater protection cleanup program. In addition, the Number of Full-Time Equivalents authorized herein for the TCEQ is hereby increased by 7.0 in each fiscal year of the 2008–09 biennium.

Sec. 19.97. **Contingency for Senate Bill 371.**⁶³ Contingent on passage of Senate Bill 371, or similar legislation relating to an exemption for certain disabled veterans from the fees required for the issuance of a personal identification certificate, by the Eightieth Legislature, Regular Session, \$70,870 in fiscal year 2008 and \$57,870 in fiscal year 2009 shall be transferred from non-constitutionally dedicated State Highway Fund No. 6 to the Texas Mobility Fund No. 365 to substitute a funding source that is projected to be within the Texas Mobility Fund as required by the Texas Constitution, Article III, § 49-k.

Sec. 19.98. **Contingency for Senate Bill 909.**⁶² Contingent on passage of Senate Bill 909, or similar legislation relating to monitoring the quality of healthcare by the Department of Criminal Justice, and from funds appropriated elsewhere in this Act, the Health Services Division shall use \$845,009 in each fiscal year of the 2008–09 biennium from the General Revenue Fund for implementing the provisions of the legislation. The number of Full-Time Equivalents in the Department of Criminal Justice bill pattern is increased by 11.0 in fiscal year 2008 and 11.0 in fiscal year 2009.

Sec. 19.99. **Contingency Appropriation for Senate Bill 997.**⁶⁴ Contingent on passage of Senate Bill 997, or similar legislation relating to Senate Bill 997, by the Eightieth Legislature, Regular Session, the

⁶⁰ HB 2238, 80th Legislature, Regular Session, or similar legislation did not pass.

⁶¹ HB 2868, 80th Legislature, Regular Session, did not pass. See HB 3315 for similar legislation.

⁶² These Article IX appropriations and changes have been incorporated into applicable agency bill patterns.

⁶³ SB 371, 80th Legislature, Regular Session, or similar legislation did not pass.

⁶⁴ SB 997, 80th Legislature, Regular Session, did not pass. See HB 12 for similar legislation.

ADDITIONAL CONTINGENCY AND OTHER PROVISIONS (Continued)

Texas Parks and Wildlife Department is appropriated \$56,250 each fiscal year from the General Revenue–Dedicated Game, Fish and Water Safety Account No. 9 to implement the provisions of the legislation.

Sec. 19.100. **Contingency for Senate Bill 1031.**⁶⁵ Contingent upon the enactment of Senate Bill 1031, or similar legislation relating to the administration of certain assessment instruments in public schools, by the Eightieth Legislature, Regular Session, the Texas Education Agency is hereby appropriated \$6,000,000 in General Revenue in fiscal year 2008 and \$10,000,000 in General Revenue in fiscal year 2009, to implement the provisions of the legislation. Also contingent upon passage of Senate Bill 1031 or similar legislation, the Texas Education Agency’s limit on full-time-equivalent positions is hereby increased by 15.0 in fiscal year 2008 and by 23.0 in fiscal year 2009, and the agency may reimburse the allowable expenses of members of advisory committees established by that legislation. Funds unexpended as of August 31, 2008 are hereby appropriated to fiscal year 2009 for the same purposes.

Sec. 19.101. **Contingency Appropriation for Senate Bill 1182.**⁶⁵ Contingent on passage of Senate Bill 1182, or similar legislation relating to the imposition of an additional civil filing fee, by the Eightieth Legislature, Regular Session, the Supreme Court of Texas is appropriated an amount estimated to be \$217,000 in each fiscal year from the Supreme Court Support Account in the Judicial Fund No. 573 to supplement funding in Strategy A.1.1, Appellate Court Operations.

Sec. 19.102. **Contingency Appropriation for Senate Bill 1436.**⁶⁵ Contingent upon the passage of Senate Bill 1436, or similar legislation relating to the transfer of responsibility for the National Flood Insurance Program from the Texas Commission on Environmental Quality to the Texas Water Development Board and the administration and funding of the program by the Eightieth Legislature, Regular Session, and the availability of \$6.1 million in insurance maintenance tax revenue:

- (a) the Texas Water Development Board (TWDB) is hereby appropriated an amount not exceed \$3,050,000 each fiscal year of the 2008–09 biennium out of the General Revenue fund to provide for expanded functions associated with the administration of the National Flood Insurance Program;
- (b) appropriations indicated elsewhere in this Act for the Texas Commission on Environmental Quality (TCEQ) are hereby reduced by \$68,000 in each fiscal year of the 2008–09 biennium out of the Water Resource Management Account 153 and appropriations indicated elsewhere in this Act for the TWDB are hereby increased by \$68,000 in each fiscal year of the 2008–09 biennium out of the General Revenue Fund to administer the National Flood Insurance Program; and
- (c) the number of Full-Time Equivalents (FTE) indicated elsewhere in this Act for the TCEQ is hereby decreased by 2.0 in each fiscal year of the 2008–09 biennium and the number of Full-Time Equivalents (FTE) indicated elsewhere in this Act for the TWDB is hereby increased by 2.0 in each fiscal year of the 2008–09 biennium.

Sec. 19.103. **Contingency Appropriation for Senate Bill 1604.**⁶⁵ Contingent upon passage of Senate Bill 1604, or similar legislation by the Eightieth Legislature, Regular Session, transferring the regulation of radioactive substances from the Department of State Health Services (DSHS) to the Texas Commission on Environmental Quality (TCEQ), all appropriations to the Department of State Health Services relating to the regulation of radioactive substances, estimated to be \$988,771 in fiscal year 2008 and \$897,931 in fiscal year 2009 out of the General Revenue Fund, and associated Full-Time-Equivalent Positions (estimated to be 11.0) are hereby transferred from the DSHS to the TCEQ.

In addition to amounts appropriated herein, and contingent upon passage of Senate Bill 1604, or similar legislation by the Eightieth Legislature, Regular Session, transferring the regulation of radioactive substances from the Department of State Health Services (DSHS) to the Texas Commission on Environmental Quality (TCEQ), there is hereby appropriated to the TCEQ out of the Waste Management Account No. 549 in Strategy A.2.3, Waste Management and Permitting, \$471,388 in fiscal year 2008 and \$460,728 in fiscal year 2009, to be used for the regulation of radioactive substances. The Number of Full-Time Equivalents indicated herein for the TCEQ is hereby increased by 4 in each fiscal year of the 2008–09 biennium. These appropriations are contingent upon the Commission on Environmental Quality assessing fees sufficient to generate, during the 2008–09 biennium, revenue to cover, at a minimum, these appropriations, as well as “Other direct and indirect costs” for the program, appropriated elsewhere in this Act. “Other direct and indirect costs” are estimated to be \$62,213⁶⁶ in each fiscal year of the 2008–09 biennium. In the event that actual and/or projected revenue collections are insufficient to offset the costs

⁶⁵ These Article IX appropriations and changes have been incorporated into applicable agency bill patterns.

⁶⁶ Should be \$63,968 for fiscal year 2008 and \$64,381 for fiscal year 2009.

ADDITIONAL CONTINGENCY AND OTHER PROVISIONS (Continued)

identified by this provision, the Legislative Budget Board may direct the Comptroller of Public Accounts to reduce the appropriation authority provided above to be within the amount of revenue expected to be available.

Sec. 19.104. **Contingency for Senate Bill 1879.**⁶⁷ Contingent on passage of Senate Bill 1879, or similar legislation relating to the regulation of controlled substances by the Eightieth Legislature, Regular Session, and in addition to the amounts appropriated elsewhere in this Act, the Department of Public Safety (DPS) is appropriated in Strategy C.1.1, Narcotics Enforcement, \$703,536 in fiscal year 2008 and \$101,436 in fiscal year 2009 from State Highway Fund 6 to implement the provisions of the bill. The “Number of Full-Time Equivalents” in the agency bill pattern is increased by 3.0 FTEs in both fiscal years for the operation of the program.

Sec. 19.105. **Contingency Appropriation for House Bill 3064.**⁶⁷ Contingent upon the enactment of House Bill 3064, or similar legislation relating to registration and regulation of certain discount health plans by the Department of Licensing and Regulation, by the Eightieth Legislature, Regular Session, the Department of Licensing and Regulation shall be appropriated the amounts of \$226,852 in fiscal year 2008 and \$201,764 in fiscal year 2009 out of General Revenue for the purpose of implementing that Act. This appropriation is also contingent on the agency assessing or increasing fees sufficient to generate, in addition to revenue requirements elsewhere in this Act, during the 2008–09 biennium, \$534,560 in excess of \$53,534,087 (Object Codes 3146, 3147, 3160, 3161, 3163, 3164, 3175, 3366, and 3727), contained in the Comptroller of Public Accounts’ Biennial Revenue Estimate for 2008 and 2009. The agency, upon completion of necessary actions to assess or increase such additional fees, shall furnish copies of board minutes and other information supporting the estimated revenues to be generated for the 2008–09 biennium under the revised fee structure to the Comptroller of Public Accounts. If the Comptroller finds the information sufficient to support the projection of increased revenues, a finding of fact to that effect shall be issued and the contingent appropriation shall be made available for the intended purposes. In no event shall the amounts appropriated in Article IX to the Department of Licensing and Regulation exceed the amount of additional revenue generated by the agency above the amounts contained in the Comptroller’s Biennial Revenue Estimate for Object Codes 3146, 3147, 3160, 3161, 3163, 3164, 3175, 3366, and 3727 and are in addition to the revenue requirements for appropriations made elsewhere in this Act.

Sec. 19.106. **Public Transportation.** Notwithstanding other transfer provisions in Article IX of this Act, appropriations made to the Department of Transportation in Strategy D.1.1, Public Transportation, from the State Highway Fund shall not be reduced.

Sec. 19.107. **Contingency for House Bill 2237.**⁶⁸ Contingent upon the failure of House Bill 2237, by the Eightieth Legislature, Regular Session, to be passed and enacted into law, out of General Revenue funds appropriated in Strategy A.2.1, Student Success, the Texas Education Agency may expend \$53,710,000 in each year of the 2008–09 biennium only upon the development by the agency of a plan to implement programs to support high school improvement and dropout prevention. The plan must receive the approval of the Legislative Budget Board and the Governor prior to the expenditure of funds identified by this rider. Any unexpended balances as of August 31, 2008 are hereby appropriated to fiscal year 2009 for the same purposes.

Sec. 19.108. **Loan for Lake Medina Dam.** Out of existing General Obligation bond authority to finance water infrastructure projects, the Water Development Board will give priority to provide a \$10,000,000 loan through the Water Development Fund Loan Program to the Bexar-Medina Atascosa Water Control and Improvement District #1 for structural improvements to the Lake Medina Dam.

Sec. 19.109. **Contingency Appropriation for Senate Bill 8.**⁶⁸ Contingent upon the enactment of Senate Bill 8, or similar legislation relating to the requirement that school districts test students for steroid use, by the Eightieth Legislature, Regular Session, the Texas Education Agency is appropriated \$6 million in General Revenue in fiscal year 2008 to reimburse school districts for costs associated with this testing.

The Commissioner shall require that school districts and charter schools, in the application for funds, demonstrate need for reimbursement, and give funding priority based on greatest need. The Commissioner may adopt rules as necessary to implement this program. The Commissioner shall use any available federal funds to offset the General Revenue cost, and is authorized to receive and expend private grants or donations for this purpose.

Any balances available as of August 31, 2008 are appropriated for fiscal year 2009 for the same purpose.

⁶⁷ These Article IX appropriations and changes have been incorporated into applicable agency bill patterns.

⁶⁸ HB 2237, 80th Legislature, Regular Session, passed and became law.

ADDITIONAL CONTINGENCY AND OTHER PROVISIONS (Continued)

Sec. 19.110. **Contingency for Senate Bill 1788.**⁶⁹ Contingent on passage and enactment of Senate Bill 1788 or similar legislation related to the creation and operation of a state virtual school network to provide education to students through electronic means, by the Eightieth Legislature, Regular Session, 2007, the Texas Education Agency is hereby appropriated revenue collected from fees authorized by the legislation.

Sec. 19.111. **Early Childhood Education.**⁶⁹ The Texas Workforce Commission is appropriated \$10,000,000 in fiscal year 2008 and \$10,000,000 in fiscal year 2009 in CCDF Federal Funds for the purpose of increasing child care reimbursement rates for certain child care providers that participate in a school readiness integration project established under Section 29.160, Education Code, or obtain certification under the school readiness certification system established under Section 29.161, Education Code or meet the Texas Rising Star Provider criteria described by 40 T.A.C. Section 809.15(b). Providers are eligible for enhanced reimbursement rates for services provided to children who are younger than six years of age at a level to be determined by each board but at least equal to the designated vendor rate provided by Section 2308.315, Government Code. A provider that receives increased reimbursement rates under this subsection is encouraged to use the funds to obtain certification under the school readiness certification system established under Section 29.161, Education Code if certification has not been obtained.

Out of CCDF Federal Funds identified above, the Texas Workforce Commission shall transfer via interagency contract \$1,000,000 in fiscal year 2008 and \$1,000,000 in fiscal year 2009 to the Texas Education Agency to fund the management of early childhood education partnership projects, including the award of stipends, to facilitate increased participation in professional development by early childhood education professionals and encourage those professionals to seek additional education.

Sec. 19.112. **Contingency Appropriation for House Bill 4065.**⁷⁰ Contingent on the enactment of House Bill 4065 or similar legislation, relating to the establishment by the Texas Workforce Commission (TWC) of a pilot program to provide grants for the construction of certain facilities for job training and employment services, TWC is appropriated \$1,000,000 in General Revenue in Strategy A.1.4, Employment and Community Services, in the fiscal year ending August 31, 2008, for the purposes of implementing House Bill 4065, or similar legislation. Any unexpended balances of these funds remaining on August 31, 2008, may be used by TWC for the fiscal year beginning on September 1, 2008, for the same purpose.

Sec. 19.113. **Contingency Appropriation for Senate Bill 74.**⁶⁹ Contingent on the enactment of Senate Bill 74 or similar legislation relating to creation of an address confidentiality program, out of the Crime Victim Auxiliary Account No. 494 the Office of the Attorney General is appropriated \$246,367 in fiscal year 2008 and \$263,063 in fiscal year 2009 to implement the provisions of the legislation. In addition to amounts identified in the Number of Full-Time Equivalents (FTE) line item, there is hereby authorized an additional four (4) FTEs in fiscal year 2008 and an additional five (5) FTEs in fiscal year 2009.

Sec. 19.114. **Contingency Appropriation for House Bill 1609.**⁶⁹ Contingent upon the enactment of House Bill 1609, or similar legislation relating to the Communities in Schools program, by the Eightieth Legislature, Regular Session, the Texas Education Agency is hereby appropriated \$500,000 in General Revenue in each year of the 2008–09 biennium to support the Communities in Schools Program.

Sec. 19.115. **Contingency for Senate Bill 1315.**⁶⁹ Contingent on passage of Senate Bill 1315, or similar legislation relating to a silver alert for missing senior citizens, by the Eightieth Legislature, Regular Session, and in addition to the amounts appropriated elsewhere in this Act, the Department of Public Safety (DPS) is appropriated in Strategy C.1.3, Special Crimes, \$120,780 in fiscal year 2008 and \$104,210 in fiscal year 2009 from State Highway Fund 6 to implement the provisions of the bill. The “Number of Full-Time Equivalents” in the agency bill pattern is increased by 2.0 FTEs in both fiscal years for the operation of the program.

Sec. 19.116. **Contingency for Senate Bill 1305.**⁷¹ Contingent on passage of Senate Bill 1305 or similar legislation relating to the service of a process, by the Eightieth Legislature, Regular Session, and in addition to the amounts appropriated elsewhere in this Act, the Office of Court Administration is appropriated \$85,000 in each year of the biennium and an additional 1.5 FTE to implement the provisions of the legislation.

⁶⁹ These Article IX appropriations and changes have been incorporated into the applicable agency bill patterns.

⁷⁰ HB 4065, 80th Legislature, Regular Session, passed but the Governor vetoed the bill.

⁷¹ SB 1305, 80th Legislature, Regular Session, or similar legislation did not pass.

ADDITIONAL CONTINGENCY AND OTHER PROVISIONS

(Continued)

Sec. 19.117. **Contingency Appropriation for House Bill 3764.**⁷² Contingent on enactment of House Bill 3764 or similar legislation relating to use of marine dealer, distributor, and manufacturer numbers and issuance of validation cards by the Eightieth Legislature, Regular Session, there is hereby appropriated from the General Revenue–Dedicated Game, Fish and Water Safety Account No. 009, the amount of \$82,704 to the Texas Parks and Wildlife Department for use during the fiscal year beginning September 1, 2007, for the purposes of implementation of that legislation.

Any unexpended balances remaining as of August 31, 2008, are appropriated for the fiscal year beginning September 1, 2008.

Sec. 19.118. **Public Integrity Unit.**⁷² In addition to funds appropriated elsewhere in this Act to the Judiciary Section, Comptroller’s Department in Strategy D.1.4, Public Integrity Unit, the Public Integrity Unit is provided \$74,064 in fiscal year 2008 and \$103,496 in fiscal year 2009 from General Revenue for the General State Division and \$8,503 in fiscal year 2008 and \$34,047 in fiscal year 2009 from the General Revenue Fund–Insurance Companies Maintenance Tax and Insurance Department Fees for the Insurance Fraud Division.

Sec. 19.119. **Contingency Appropriations for House Bill 2235.**⁷² In addition to amounts appropriated elsewhere and contingent upon the passage of House Bill 2235, Eightieth Legislature, Regular Session, or similar legislation, enabling the Office of Rural Community Affairs to provide grants for rural technology centers, the Office of Rural Community Affairs, is hereby appropriated out of General Revenue \$2,500,000 in fiscal year 2008. It is the intent of the Legislature that, combined with other appropriations for this purpose and consistent with that legislation, a \$3,500,000 grant shall be awarded for a Rural Technology Center in Starr County and a \$1,500,000 grant shall be awarded for a Rural Technology Center in Zapata County.

⁷² These Article IX appropriations and changes have been incorporated into the applicable agency bill patterns.

**RECAPITULATION - ARTICLE IX
GENERAL PROVISIONS
(General Revenue)¹**

	For the Years Ending	
	August 31, 2008	August 31, 2009
State Employee Pay Raise, Rider Appropriations	242,742,663	0
Schedule C Employee Pay Raise	1,344,179	0
TOTAL, ARTICLE IX - GENERAL PROVISIONS	<u>\$ 244,086,842</u>	<u>\$ 0</u>

**RECAPITULATION - ARTICLE IX
GENERAL PROVISIONS
(General Revenue - Dedicated)**

	For the Years Ending	
	August 31, 2008	August 31, 2009
State Employee Pay Raise, Rider Appropriations	13,894,526	0
Schedule C Employee Pay Raise	1,434,563	0
TOTAL, ARTICLE IX - GENERAL PROVISIONS	<u>\$ 15,329,089</u>	<u>\$ 0</u>

**RECAPITULATION - ARTICLE IX
GENERAL PROVISIONS
(Federal Funds)**

	For the Years Ending	
	August 31, 2008	August 31, 2009
State Employee Pay Raise, Rider Appropriations	73,648,946	0
Schedule C Employee Pay Raise	719,073	0
TOTAL, ARTICLE IX - GENERAL PROVISIONS	<u>\$ 74,368,019</u>	<u>\$ 0</u>

¹Appropriation figures in HB 1, Conference Committee Report, 80th Legislature, Regular Session, have been adjusted to incorporate certain provisions elsewhere in agency bill patterns, certain Article IX appropriations, Governor’s vetoes, HB 15, and other miscellaneous bills. For specific adjustments, please see agency bill patterns.

**RECAPITULATION - ARTICLE IX
GENERAL PROVISIONS
(Other Funds) ¹**

	For the Years Ending August 31, <u>2008</u>	August 31, <u>2009</u>
State Employee Pay Raise, Rider Appropriations	59,625,082	0
Schedule C Employee Pay Raise	11,145,855	0
Less Interagency Contracts	<u>\$ 0</u>	<u>\$ 0</u>
TOTAL, ARTICLE IX - GENERAL PROVISIONS	<u>\$ 70,770,937</u>	<u>\$ 0</u>

**RECAPITULATION - ARTICLE IX
GENERAL PROVISIONS
(All Funds)**

	For the Years Ending August 31, <u>2008</u>	August 31, <u>2009</u>
State Employee Pay Raise, Rider Appropriations	389,911,217	0
Schedule C Employee Pay Raise	14,643,670	0
Less Interagency Contracts	<u>\$ 0</u>	<u>\$ 0</u>
TOTAL, ARTICLE IX - GENERAL PROVISIONS	<u>\$ 404,554,887</u>	<u>\$ 0</u>
Number of Full-Time-Equivalents (FTE)	0.0	0.0

¹Appropriation figures in HB 1, Conference Committee Report, 80th Legislature, Regular Session, have been adjusted to incorporate certain provisions elsewhere in agency bill patterns, certain Article IX appropriations, Governor’s vetoes, HB 15, and other miscellaneous bills. For specific adjustments, please see agency bill patterns.

ARTICLE X
THE LEGISLATURE

Sec. 1. The several sums of money herein specified, or so much thereby as may be necessary, are appropriated out of any funds in the State Treasury not otherwise appropriated, or out of special funds as indicated, for the support, maintenance, or improvement of the designated legislative agencies.

SENATE

	For the Years Ending	
	August 31, 2008	August 31, 2009
Method of Financing:		
General Revenue Fund	\$ 30,517,630	\$ 35,354,874
Total, Method of Financing	<u>\$ 30,517,630</u>	<u>\$ 35,354,874</u>
This bill pattern represents an estimated 100% of this agency's estimated total available funds for the biennium.		
Items of Appropriation:		
A. Goal: SENATE		
A.1.1. Strategy: SENATE	\$ 30,517,630	\$ 35,354,874
Grand Total, SENATE	<u>\$ 30,517,630</u>	<u>\$ 35,354,874</u>
Estimated Allocations for Employee Benefits and Debt Service Appropriations Made Elsewhere in this Act:		
<u>Employee Benefits</u>		
Retirement	\$ 1,867,055	\$ 1,895,061
Group Insurance	4,443,290	4,564,198
Social Security	2,295,588	2,330,022
Benefits Replacement	<u>159,186</u>	<u>151,227</u>
Subtotal, Employee Benefits	<u>\$ 8,765,119</u>	<u>\$ 8,940,508</u>
<u>Debt Service</u>		
Lease Payments	<u>\$ 1,530,981</u>	<u>\$ 1,489,113</u>
Total, Estimated Allocations for Employee Benefits and Debt Service Appropriations Made Elsewhere in this Act	<u>\$ 10,296,100</u>	<u>\$ 10,429,621</u>

- Purposes for Which Appropriations May Be Expended.** Funds appropriated to the Senate may be expended for constitutionally authorized annual salaries for Members of the Senate and the Lieutenant Governor, per diem, other salaries and wages, consumable supplies and materials, current and recurring operating expenses, films, membership dues in any national or regional organization of legislative leaders, capital outlay, building repair and remodeling and other expenses of the Senate including interim expenses of the Eightieth and Eighty-first Legislatures as may be authorized by law or by resolution.
- Appropriation of Fees: Rental Space in Capitol Building.** The Texas Senate shall charge a reasonable fee for rental of space within the State Capitol Building under its control and authority. Any fees so collected are hereby appropriated for use by the Texas Senate during the biennium covered by this Act.
- Unexpended Balances.** Any unexpended balances as of August 31, 2007, in the appropriations made by the Legislature to the Senate are hereby appropriated to the Senate for the same purposes for the biennium beginning September 1, 2007.

Any unexpended balances as of August 31, 2008 in the appropriations made to the Senate are hereby appropriated for the same purposes for the fiscal year beginning September 1, 2008.

HOUSE OF REPRESENTATIVES

	For the Years Ending	
	August 31, 2008	August 31, 2009
Method of Financing:		
General Revenue Fund	\$ 32,842,805	\$ 41,909,583
Total, Method of Financing	\$ 32,842,805	\$ 41,909,583
This bill pattern represents an estimated 100% of this agency's estimated total available funds for the biennium.		
Items of Appropriation:		
A. Goal: HOUSE OF REPRESENTATIVES		
A.1.1. Strategy: HOUSE OF REPRESENTATIVES	\$ 32,842,805	\$ 41,909,583
Grand Total, HOUSE OF REPRESENTATIVES	\$ 32,842,805	\$ 41,909,583
Estimated Allocations for Employee Benefits and Debt Service Appropriations Made Elsewhere in this Act:		
<u>Employee Benefits</u>		
Retirement	\$ 1,802,444	\$ 1,829,480
Group Insurance	6,796,817	7,002,497
Social Security	2,238,224	2,271,798
Benefits Replacement	137,480	130,606
Subtotal, Employee Benefits	\$ 10,974,965	\$ 11,234,381
<u>Debt Service</u>		
Lease Payments	\$ 2,795,381	\$ 2,751,669
Total, Estimated Allocations for Employee Benefits and Debt Service Appropriations Made Elsewhere in this Act	\$ 13,770,346	\$ 13,986,050

1. **Purposes For Which Appropriations May Be Expended.** Funds appropriated to the House of Representatives may be expended for Constitutionally authorized annual salaries for Members of the House of Representatives, per diem, other salaries and wages, consumable supplies and materials, current and recurring operating expenses, films, membership dues in the National Conference of State Legislatures and in any national or regional organization of legislative leaders, capital outlay, building repair and remodeling, and other expenses for the House of Representatives, including interim expenses of the Eightieth and Eighty-first Legislatures as may be authorized by law or resolution.
2. **Appropriation of Fees: Rental Space in Capitol Building.** The House of Representatives shall charge a reasonable fee for rental of space within the State Capitol Building under its control and authority. Any fees so collected are hereby appropriated for use by the House during the biennium covered by this Act.
3. **Unexpended Balances.** Any unexpended balances as of August 31, 2007, in the appropriations made by the Legislature to the House of Representatives are hereby appropriated to the House of Representatives for the same purposes for the biennium beginning September 1, 2007.

Any unexpended balances as of August 31, 2008 in the appropriations made to the House of Representatives are hereby appropriated for the same purposes for the fiscal year beginning September 1, 2008.
4. **Transfer and Appropriation to Legislative Budget Board Account.** Out of the appropriations made in this Article for the Senate or the House of Representatives, there may be transferred, upon the written approval of the Lieutenant Governor or the Speaker of the House, to an appropriations account for the Legislative Budget Board, such sums as may be deemed necessary but not to exceed an aggregate of \$4,592,682 for the fiscal year beginning September 1, 2007 and \$4,592,682 for the fiscal year beginning September 1, 2008, for maintaining the operations of said Legislative Budget Board. In addition to amounts identified elsewhere in this provision, there is hereby appropriated to the Legislative Budget Board out of the General Revenue Fund a total of \$14,245,686 for the 2008-09 biennium.

HOUSE OF REPRESENTATIVES (Continued)

Such sums as may be transferred to an account for the Legislative Budget Board shall be budgeted by said Board pursuant to Chapter 322, Government Code, and any amendments thereto including the payment of travel expenses and registration fees incurred by Budget Board members or members of its staff in attending meetings on problems of federal-state relations, interstate problems, problems affecting state or local governments, and meetings sponsored by the Council of State Governments or any of its affiliated organizations, and contributions incident to membership in national or regional organizations of state governments.

5. Unexpended Balances: Legislative Budget Board.

- a. Any unexpended balances as of August 31, 2007, in the appropriations made to the Legislative Budget Board for fiscal year 2007, are hereby appropriated to the Legislative Budget Board for the biennium beginning September 1, 2007.
- b. Any unexpended balances as of August 31, 2008, in the appropriations made to the Legislative Budget Board are hereby appropriated for the same purposes for the fiscal year beginning September 1, 2008.

6. Texas School Performance Reviews. In view of the cost savings and efficiency measures accruing to school districts from School Performance Reviews, the Legislative Budget Board may enter into interlocal cost sharing agreements with school districts where districts requesting review will be responsible for up to 25 percent of the cost of such performance reviews. The Legislative Budget Board shall be solely responsible for the terms and conditions of the contracts and administration of the program. However, any such cost sharing contracts shall include the school as a third party. The financial responsibility of such schools shall be a direct obligation of the school to pay the vendor upon approval of the work product by the Legislative Budget Board.

7. Transfer to Sunset Advisory Commission Account and Unexpended Balances.

- a. Out of the appropriations made in this Article for the Senate or the House of Representatives, there may be transferred upon the written approval of the Lieutenant Governor or the Speaker of the House, to an appropriations account for the Sunset Advisory Commission such sums as may be deemed necessary but not to exceed an aggregate of \$1,712,706 for the fiscal year beginning September 1, 2007, and \$1,712,706 for the fiscal year beginning September 1, 2008, for maintaining the operations of the Commission.
- b. Any unexpended balances as of August 31, 2007, in the appropriations made to the Sunset Advisory Commission are hereby appropriated for the same purposes for the biennium beginning September 1, 2007.

Any unexpended balances as of August 31, 2008, in the appropriations made to the Sunset Advisory Commission, are hereby appropriated to the Sunset Advisory Commission for the fiscal year beginning September 1, 2008.

8. Semiannual Adult Prison Population Projections. From General Revenue funds appropriated above, the Legislative Budget Board (LBB) shall provide, on a semiannual basis, prison population projections that update the parole and discretionary mandatory release rates and account for the impact of the diversion and treatment plan adopted by the Eightieth Legislature and any other factor relevant to the projection model for which updated data are available for the time of the projection. The LBB shall update the projections by January 1, 2008; July 1, 2008; and January 1, 2009.

LEGISLATIVE COUNCIL

	For the Years Ending	
	August 31, 2008	August 31, 2009
Method of Financing:		
General Revenue Fund	\$ 31,908,517	\$ 34,856,198
Total, Method of Financing	<u>\$ 31,908,517</u>	<u>\$ 34,856,198</u>
This bill pattern represents an estimated 100% of this agency's estimated total available funds for the biennium.		
Items of Appropriation:		
A. Goal: LEGISLATIVE COUNCIL		
A.1.1. Strategy: LEGISLATIVE COUNCIL	\$ 31,908,517	\$ 34,856,198
Grand Total, LEGISLATIVE COUNCIL	<u>\$ 31,908,517</u>	<u>\$ 34,856,198</u>
Estimated Allocations for Employee Benefits and Debt Service Appropriations Made Elsewhere in this Act:		
<u>Employee Benefits</u>		
Retirement	\$ 1,413,226	\$ 1,434,424
Group Insurance	2,497,222	2,543,196
Social Security	1,645,752	1,670,438
Benefits Replacement	<u>149,070</u>	<u>141,616</u>
Subtotal, Employee Benefits	<u>\$ 5,705,270</u>	<u>\$ 5,789,674</u>
<u>Debt Service</u>		
Lease Payments	<u>\$ 2,288,606</u>	<u>\$ 2,349,702</u>
Total, Estimated Allocations for Employee Benefits and Debt Service Appropriations Made Elsewhere in this Act	<u>\$ 7,993,876</u>	<u>\$ 8,139,376</u>

- Purposes for Which Appropriations May Be Expended.** Funds appropriated to the Legislative Council may be expended for payment of salaries and other necessary expenses to carry out the council's statutory powers and duties (including those powers and duties provided by Chapters 301, 323, and 326, Government Code; §§ 531.203, 762.011, and 2053.004, Government Code; and § 276.008, Election Code) and to carry out responsibilities assigned pursuant to legislative resolution. Out of the funds appropriated above \$1,000,000 each shall be transferred annually to the Senate and the House of Representatives for printing costs and \$50,000 each shall be transferred annually for moving expenses.
- Unexpended Balances.** Any unexpended balances as of August 31, 2007 previously appropriated to the Legislative Council are hereby appropriated to the Council for the biennium beginning September 1, 2007 for the purposes stated in Rider provision 1 of the preceding appropriation to the Council.

Any unexpended balances in the appropriations made to the Legislative Council as of August 31, 2008 are hereby appropriated to the Legislative Council for the fiscal year beginning September 1, 2008.
- Appropriation of Fees: Charges for Information Services.** In addition to other amounts appropriated, there is appropriated to the Legislative Council for the fiscal years beginning September 1, 2007 and September 1, 2008 any amounts received as charges under § 323.014(c), Government Code.
- Transfers to Legislative Agencies.** The Legislative Council may transfer amounts, as appropriate, to the Commission on Uniform State Laws and to legislative agencies as determined by the Lieutenant Governor and the Speaker of the House.

COMMISSION ON UNIFORM STATE LAWS

	For the Years Ending	
	August 31,	August 31,
	2008	2009
Method of Financing:		
General Revenue Fund	\$ 170,160	\$ 209,467
Total, Method of Financing	\$ 170,160	\$ 209,467

This bill pattern represents an estimated 100% of this agency's estimated total available funds for the biennium.

Items of Appropriation:		
A. Goal: COMMISSION ON UNIFORM STATE LAWS		
A.1.1. Strategy: COMMISSION ON UNIFORM STATE LAWS	\$ 170,160	\$ 209,467
Grand Total, COMMISSION ON UNIFORM STATE LAWS	\$ 170,160	\$ 209,467

1. **Purposes for Which Appropriations May Be Expended.** Funds appropriated to the Commission on Uniform State Laws may be expended for payment of the contribution by the State of Texas to the National Conference of Commissioners on Uniform State Laws and for payment of other necessary expenses of the commission in carrying out provisions of Chapter 762, Government Code, including the printing of the commission's report and travel expenses of members of the commission to attend the annual meeting of the National Conference of Commissioner's on Uniform State Laws and travel to the state capitol on commission business.
2. **Unexpended Balances.** Any unexpended balances as of August 31, 2007 in the appropriations made to the Commission on Uniform State Laws are hereby appropriated to the Commission on Uniform State Laws for the same purposes for the biennium beginning September 1, 2007.

Any unexpended balances in the appropriations of the Commission on Uniform State Laws as of August 31, 2008 are hereby appropriated to the Commission on Uniform State Laws for the fiscal year beginning September 1, 2008.

STATE AUDITOR'S OFFICE

	For the Years Ending	
	August 31,	August 31,
	2008	2009
Method of Financing:		
General Revenue Fund	\$ 13,256,071	\$ 13,256,071
Other Funds		
Appropriated Receipts	200,000	200,000
Interagency Contracts	3,156,503	3,156,503
Subtotal, Other Funds	\$ 3,356,503	\$ 3,356,503
Total, Method of Financing	\$ 16,612,574	\$ 16,612,574

This bill pattern represents an estimated 100% of this agency's estimated total available funds for the biennium.

Items of Appropriation:		
A. Goal: STATE AUDITOR		
A.1.1. Strategy: STATE AUDITOR	\$ 16,612,574	\$ 16,612,574
Grand Total, STATE AUDITOR'S OFFICE	\$ 16,612,574	\$ 16,612,574

Estimated Allocations for Employee Benefits and Debt Service Appropriations Made Elsewhere in this Act:

STATE AUDITOR'S OFFICE
(Continued)

<u>Employee Benefits</u>		
Retirement	\$ 769,234	\$ 780,773
Group Insurance	1,359,764	1,390,471
Social Security	949,709	963,954
Benefits Replacement	<u>69,406</u>	<u>65,936</u>
Subtotal, Employee Benefits	\$ <u>3,148,113</u>	\$ <u>3,201,134</u>
<u>Debt Service</u>		
Lease Payments	\$ <u>937,538</u>	\$ <u>980,579</u>
Total, Estimated Allocations for Employee Benefits and Debt Service Appropriations Made Elsewhere in this Act	\$ <u>4,085,651</u>	\$ <u>4,181,713</u>

- Legislative Audit Committee Direction.** The sums appropriated for the State Auditor's Office are to be expended under the direction and subject to the control of the Legislative Audit Committee.
- Appropriation of Interagency Contracts.** All funds transferred to the State Auditor's Office (SAO) pursuant to interagency contracts for services provided by the SAO are hereby appropriated to the SAO during the fiscal year in which they are received and shall be used as provided by Government Code, Chapter 321.
- Appropriation of Appropriated Receipts.** All funds reimbursed to the State Auditor's Office (SAO) by governmental entities for the provision of services are hereby appropriated to the SAO during the fiscal year in which they are received and shall be used as provided by Government Code, Chapter 321.
- Unexpended Balances.** Any unexpended balance as of August 31, 2007, in amounts previously appropriated to the State Auditor from the General Revenue Fund is hereby appropriated to the State Auditor for the same purposes for the biennium beginning September 1, 2007.

Any unexpended balance remaining in the appropriations of the State Auditor as of August 31, 2008, is hereby appropriated to the State Auditor for the same purposes for the fiscal year beginning September 1, 2008.

- Notification of State Auditor Reports.** The State Auditor shall provide copies of audit reports to the respective affected agencies and to the Legislative Audit Committee prior to public release of any audit or audit report.

LEGISLATIVE REFERENCE LIBRARY

	For the Years Ending	
	August 31,	August 31,
	<u>2008</u>	<u>2009</u>
Method of Financing:		
General Revenue Fund	\$ 1,402,638	\$ 1,487,206
Appropriated Receipts	<u>10,000</u>	<u>10,000</u>
Total, Method of Financing	\$ <u>1,412,638</u>	\$ <u>1,497,206</u>
This bill pattern represents an estimated 100% of this agency's estimated total available funds for the biennium.		
Items of Appropriation:		
A. Goal: LEGISLATIVE REFERENCE LIBRARY		
A.1.1. Strategy: LEGISLATIVE REFERENCE LIBRARY	\$ 1,412,638	\$ 1,497,206
Grand Total, LEGISLATIVE REFERENCE LIBRARY	\$ <u>1,412,638</u>	\$ <u>1,497,206</u>

LEGISLATIVE REFERENCE LIBRARY
(Continued)

Estimated Allocations for Employee Benefits and Debt
Service Appropriations Made Elsewhere in this Act:

<u>Employee Benefits</u>		
Retirement	\$ 78,273	\$ 79,447
Group Insurance	156,322	159,519
Social Security	92,839	94,232
Benefits Replacement	<u>5,560</u>	<u>5,282</u>
Subtotal, Employee Benefits	\$ <u>332,994</u>	\$ <u>338,480</u>
<u>Debt Service</u>		
Lease Payments	\$ <u>135,117</u>	\$ <u>141,317</u>
Total, Estimated Allocations for Employee Benefits and Debt Service Appropriations Made Elsewhere in this Act	\$ <u>468,111</u>	\$ <u>479,797</u>

1. **Purposes for Which Appropriations May Be Expended.** Funds appropriated to the Legislative Reference Library may be expended for library administration and services, for salaries and wages, travel, consumable supplies and materials, current and recurring operating expenses, capital outlay, books and periodicals, and other necessary expenses to be expended under the direction of the Legislative Library Board.
2. **Unexpended Balances.** Any unexpended balances as of August 31, 2007, in the appropriations made to the Legislative Reference Library are hereby appropriated for the biennium beginning September 1, 2007.

Any unexpended balances as of August 31, 2008, in the appropriations made to the Legislative Reference Library are hereby appropriated for the same purposes for the fiscal year beginning September 1, 2008.

RETIREMENT AND GROUP INSURANCE

	For the Years Ending	
	August 31, <u>2008</u>	August 31, <u>2009</u>
Method of Financing:		
General Revenue Fund, estimated	\$ <u>21,335,015</u>	\$ <u>21,833,048</u>
Total, Method of Financing	\$ <u>21,335,015</u>	\$ <u>21,833,048</u>
Items of Appropriation:		
A. Goal: EMPLOYEES RETIREMENT SYSTEM		
A.1.1. Strategy: RETIREMENT CONTRIBUTIONS¹	\$ 5,930,232	\$ 6,019,185
Retirement Contributions. Estimated.		
A.1.2. Strategy: GROUP INSURANCE	\$ <u>15,404,783</u>	\$ <u>15,813,863</u>
Group Insurance. Estimated.		
Total, Goal A: EMPLOYEES RETIREMENT SYSTEM	\$ <u>21,335,015</u>	\$ <u>21,833,048</u>
Grand Total, RETIREMENT AND GROUP INSURANCE	\$ <u>21,335,015</u>	\$ <u>21,833,048</u>

¹ SB 1847, 80th Legislature, Regular Session, relating to collection of member contributions, did not pass, resulting in an All Funds reduction of \$229,854 in FY 2008 and \$233,302 in FY 2009.

SOCIAL SECURITY AND BENEFIT REPLACEMENT PAY

	For the Years Ending	
	August 31,	August 31,
	2008	2009
Method of Financing:		
General Revenue Fund, estimated	\$ 7,742,815	\$ 7,825,111
Total, Method of Financing	<u>\$ 7,742,815</u>	<u>\$ 7,825,111</u>
Items of Appropriation:		
A. Goal: SOCIAL SECURITY/BENEFIT REPLACEMENT		
Comptroller - Social Security.		
A.1.1. Strategy: STATE MATCH -- EMPLOYER	\$ 7,222,112	\$ 7,330,444
State Match — Employer. Estimated.		
A.1.2. Strategy: BENEFIT REPLACEMENT PAY	\$ 520,703	\$ 494,667
Benefit Replacement Pay. Estimated.		
Total, Goal A: SOCIAL SECURITY/BENEFIT REPLACEMENT	<u>\$ 7,742,815</u>	<u>\$ 7,825,111</u>
Grand Total, SOCIAL SECURITY AND BENEFIT REPLACEMENT PAY	<u>\$ 7,742,815</u>	<u>\$ 7,825,111</u>

LEASE PAYMENTS

	For the Years Ending	
	August 31,	August 31,
	2008	2009
Method of Financing:		
General Revenue Fund	\$ 7,687,622	\$ 7,712,380
Total, Method of Financing	<u>\$ 7,687,622</u>	<u>\$ 7,712,380</u>
Items of Appropriation:		
A. Goal: FINANCE CAPITAL PROJECTS		
A.1.1. Strategy: LEASE PAYMENTS ¹	\$ 7,687,622	\$ 7,712,380
To TFC for Payment to TPFA.		
Grand Total, LEASE PAYMENTS	<u>\$ 7,687,622</u>	<u>\$ 7,712,380</u>

¹ HB 3560, 80th Legislature, Regular Session, abolished the Texas Building and Procurement Commission (TBPC) and created the Texas Facilities Commission (TFC), effective September 1, 2007.

SPECIAL PROVISIONS RELATING TO THE LEGISLATURE

Sec. 2. (a) A provision of the General Provisions of this Act that restricts or limits the use or transfer of appropriated funds, or that imposes a duty or places a limitation or condition precedent on a state agency, applies to entities and appropriations under this Article only to the extent that the provision by its terms specifically and expressly applies to those entities or appropriations. A general reference to "funds appropriated by this Act" or similar words is not specific and express application for purposes of this section.

(b) Amounts appropriated under this Article may be transferred among entities covered by this Article in accordance with Chapter 326, Government Code.

Sec. 3. Authorization to Spend Unexpended Balances. Notwithstanding any other provision contained herein, a legislative agency may only spend prior year balances with the approval of its respective governing board.

**RECAPITULATION - ARTICLE X
THE LEGISLATURE
(General Revenue)¹**

	For the Years Ending	
	August 31, 2008	August 31, 2009
Senate	\$ 30,517,630	\$ 35,354,874
House of Representatives	32,842,805	41,909,583
Legislative Budget Board	7,122,843	7,122,843
Legislative Council	31,908,517	34,856,198
Commission on Uniform State Laws	170,160	209,467
State Auditor's Office	13,256,071	13,256,071
Legislative Reference Library	<u>1,402,638</u>	<u>1,487,206</u>
Subtotal, Legislature	<u>\$ 117,220,664</u>	<u>\$ 134,196,242</u>
Retirement and Group Insurance	21,335,015	21,833,048
Social Security and Benefit Replacement Pay	<u>7,742,815</u>	<u>7,825,111</u>
Subtotal, Employee Benefits	<u>\$ 29,077,830</u>	<u>\$ 29,658,159</u>
Lease Payments	<u>7,687,622</u>	<u>7,712,380</u>
Subtotal, Debt Service	<u>\$ 7,687,622</u>	<u>\$ 7,712,380</u>
TOTAL, ARTICLE X - THE LEGISLATURE	<u><u>\$ 153,986,116</u></u>	<u><u>\$ 171,566,781</u></u>

¹ Appropriation figures in HB 1, Conference Committee Report, 80th Legislature, Regular Session, have been adjusted to incorporate certain provisions elsewhere in agency bill patterns, certain Article IX appropriations, Governor's vetoes, HB 15, and other miscellaneous bills. For specific adjustments, please see agency bill patterns.

**RECAPITULATION - ARTICLE X
THE LEGISLATURE
(Other Funds)¹**

	For the Years Ending	
	August 31, 2008	August 31, 2009
State Auditor's Office	\$ 3,356,503	\$ 3,356,503
Legislative Reference Library	<u>10,000</u>	<u>10,000</u>
Subtotal, Legislature	<u>\$ 3,366,503</u>	<u>\$ 3,366,503</u>
Less Interagency Contracts	<u>\$ 3,156,503</u>	<u>\$ 3,156,503</u>
TOTAL, ARTICLE X - THE LEGISLATURE	<u><u>\$ 210,000</u></u>	<u><u>\$ 210,000</u></u>

¹ Appropriation figures in HB 1, Conference Committee Report, 80th Legislature, Regular Session, have been adjusted to incorporate certain provisions elsewhere in agency bill patterns, certain Article IX appropriations, Governor's vetoes, HB 15, and other miscellaneous bills. For specific adjustments, please see agency bill patterns.

**RECAPITULATION - ARTICLE X
THE LEGISLATURE
(All Funds)¹**

	For the Years Ending	
	August 31, 2008	August 31, 2009
Senate	\$ 30,517,630	\$ 35,354,874
House of Representatives	32,842,805	41,909,583
Legislative Budget Board	7,122,843	7,122,843
Legislative Council	31,908,517	34,856,198
Commission on Uniform State Laws	170,160	209,467
State Auditor's Office	16,612,574	16,612,574
Legislative Reference Library	<u>1,412,638</u>	<u>1,497,206</u>
Subtotal, Legislature	<u>\$ 120,587,167</u>	<u>\$ 137,562,745</u>
Retirement and Group Insurance	21,335,015	21,833,048
Social Security and Benefit Replacement Pay	<u>7,742,815</u>	<u>7,825,111</u>
Subtotal, Employee Benefits	<u>\$ 29,077,830</u>	<u>\$ 29,658,159</u>
Lease Payments	<u>7,687,622</u>	<u>7,712,380</u>
Subtotal, Debt Service	<u>\$ 7,687,622</u>	<u>\$ 7,712,380</u>
Less Interagency Contracts	<u>\$ 3,156,503</u>	<u>\$ 3,156,503</u>
TOTAL, ARTICLE X - THE LEGISLATURE	<u><u>\$ 154,196,116</u></u>	<u><u>\$ 171,776,781</u></u>

¹ Appropriation figures in HB 1, Conference Committee Report, 80th Legislature, Regular Session, have been adjusted to incorporate certain provisions elsewhere in agency bill patterns, certain Article IX appropriations, Governor’s vetoes, HB 15, and other miscellaneous bills. For specific adjustments, please see agency bill patterns.

ARTICLE XI. SAVINGS CLAUSE


If any section, sentence, clause or part of this Act shall for any reason be held to be invalid, such decision shall not affect the remaining portions of this Act; and it is hereby declared to be the intention of the Legislature to have passed each sentence, section, clause, or part thereof irrespective of the fact that any other sentence, section, clause or part thereof may be declared invalid.

ARTICLE XII. EMERGENCY CLAUSE

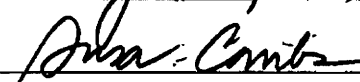
The importance of the legislation to the people of the State of Texas and the crowded condition of the calendars in both Houses of the Legislature create an emergency and an imperative public necessity that the Constitutional Rule requiring bills to be read on three separate days in each House be suspended, and said Rule is hereby suspended; and this Act shall take effect and be in force from and after its passage, and it is so enacted.

H.B. No. 1

I certify that H.B. No. 1 was passed by the Senate, with amendments, on April 12, 2007, by the following vote: Yeas 26, Nays 5; at the request of the House, the Senate appointed a conference committee to consider the differences between the two houses; and that the Senate adopted the conference committee report on H.B. No. 1 on May 27, 2007, by the following vote: Yeas 25, Nays 5; passed subject to the provisions of Article III, Section 49a, of the Constitution of the State of Texas.

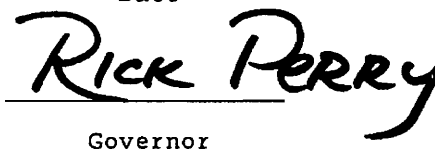

Secretary of the Senate

I certify that the amounts appropriated in the herein H.B. No. 1, Regular Session of the 80th Legislature, are within amounts estimated to be available in the affected fund.

Certified June 5, 2007

Comptroller of Public Accounts

APPROVED: 15 JUN 07


Date


Governor

FILED IN THE OFFICE OF THE

SECRETARY OF STATE

15 PM O'CLOCK


Secretary of State

PROCLAMATION

BY THE

Governor of the State of Texas

41-3124

TO ALL TO WHOM THESE PRESENTS SHALL COME:

House Bill 1, the General Appropriations Act, having been duly certified by the Comptroller of Public Accounts pursuant to Article III, Section 49a of the Texas Constitution, has been presented to me for action. The bill would appropriate approximately \$152.5 billion from all funding sources, including \$73.9 billion from the General Revenue Fund for the fiscal biennium beginning September 1, 2007. General revenue spending would increase by \$8.3 billion or 12.6 percent compared to the current biennium.

I will sign this budget because of the many good things it does to move Texas forward. This bill increases border security funding by more than \$100 million, invests an additional \$146 million in college financial aid, provides funding for a new film incentive program, provides more money for the Children's Health Insurance Program, expands our investment in clean air programs, and provides hundreds of millions of dollars for teacher incentive programs. It also funds increases for our classrooms, mentoring for the children of prisoners, and important criminal justice priorities.

While I support many of the investments in the budget, I am concerned this budget is not transparent, continues billions of dollars of accounting gimmicks, and misses several opportunities.

Texas started this legislative session with the largest projected surplus in state history. This was an ideal time to expand the 2006 property tax cuts and get the state's fiscal house in order for the future.

The large surplus should have removed all pressure to continue budget tricks such as collecting funds for a specified purpose but saving balances in those funds to balance the overall budget.

While some progress was made, such as finally ending the Telecommunication Infrastructure Fee in 2008, appropriating all specialty license plate revenue for its intended purpose, and partially implementing the System Benefit Fund to provide low income electric discounts, other changes to improve Texas were missed. Texans will miss out on an additional \$1.2 billion worth of highway projects because most of the state police are still funded from the State Highway Fund. Trauma capabilities won't be as far reaching as they could be because not all dedicated trauma funds are appropriated. And more than \$3 billion in dedicated accounts will continue to be used to balance this budget, while \$2.5 billion that should have been returned to taxpayers will be left in state coffers.

I also encourage the legislature to strengthen its fiscal note estimating process. Many appropriations made in this Act are based on fiscal notes or estimates that say "no significant fiscal impact" or "cannot be determined," sometimes despite conflicting information from the implementing agency or entity. For example, the fiscal note for House Bill 3107, the so-called "funds consolidation bill" which is relied upon to shift billions in fund balances to certify the state budget, carries a fiscal note that says the impact to the state cannot be estimated. Senate Bill 453, which requires the Texas Department of Criminal Justice to test inmates for HIV, was estimated to have no

FILED IN THE OFFICE OF THE
SECRETARY OF STATE
10 PM O'CLOCK

JUN 15 2007

significant fiscal impact despite the clear costs of the program. Finally, the Higher Education Coordinating Board estimated the cost of House Bill 589, which makes it easier for university branch campuses to become free-standing institutions and receive additional state dollars, at \$7.6 million for fiscal years 2008-2009 and \$15 million for fiscal years 2010-2011. Yet, astonishingly, and without any explanation, the Legislative Budget Board's fiscal note asserts "no fiscal implication to the state is anticipated." Ignoring the obvious fiscal impact of these and other bills does not add to making the state budget the clear, transparent document it should be for the citizens of Texas.

In February, I released my proposed budget which embodied the principles of disciplined governance and truth-in-budgeting. I proposed a lower spending limit, greater transparency in higher education funding, and an end to flawed budget practices such as deferring payments and using dedicated balances for budget certification. My line-item vetoes for both bills total \$639.5 million in general revenue and \$646.5 million in all funding sources, including \$562.9 million in general revenue and \$570.0 million in all funding sources from House Bill 1 and \$76.6 million in general revenue and all funding sources from House Bill 15.

I am now more gravely concerned about appropriations for higher education than I was in February. Although some positive steps occurred, such as increasing financial aid by nearly \$146 million and providing initial funding for a higher education incentive initiative, both fell far short of my expectations from the Eightieth Legislature.

Our process of funding higher education is seriously flawed. During the past several biennia, the legislature has moved away from the equitable statutory formula funding system to greater reliance on the inequitable use of political earmarks. Formulas developed by the Texas Higher Education Coordinating Board are fair; they are not developed in a vacuum. Scores of senior administrators from all institutions participate in advisory committees that evaluate quantifiable financial data and come to an agreement on distributive formulas. The formulas are reviewed by professionals who, in turn, forward them to an accountable board for adoption. However, once the formulas are used by legislative staff in the introduced versions of the appropriations bill, institutions pressure their local delegations for special consideration and thwart the objective professional process. Legislators provide special earmarks for their local institutions with no consideration of the best use of scarce resources to meet statewide goals and needs. From 1986-87 to 2006-07, special items and excellence funding grew from \$63.8 million to \$908.2 million, an increase of 1,323.2 percent. In 1986-87, special items represented 2.1 percent of the schools' total general revenue appropriations. By 2006-07, this percent was 14.9 percent. After I publicly denounced this kind of porkbarrel spending, the legislature added another \$255.4 million and cut virtually nothing. In 2008-09, special items will constitute 19.5 percent of total general revenue funding. This is unacceptable.

Institutions come to expect pork as a permanent way to support operations. They rely on pork to sustain operations above levels they can safely expect from equitable formula funding – equitable in the sense that this is the amount their peers and the Texas Higher Education Coordinating Board (THECB) deem appropriate to maintain an academic program or physical facility.

In February, I called for a clear, unambiguous appropriations format for all institutions and recommended ending lump sum funding. The adoption would have increased accountability to state budget writers, taxpayers and students seeking to address the cost of education at state colleges and universities. A new pattern would have made it easier for schools to identify statewide trends to justify requests for funding to address specific needs. My new pattern broke down enormous, vague line items such as "Operations

FILED IN THE OFFICE OF THE
SECRETARY OF STATE
O'CLOCK

JUN 15 2007

Support" into understandable elements such as "Faculty Salaries," "Library," "Building Maintenance," and "Utilities." Not only would this new budget pattern have provided greater clarity in how tax dollars are used, it would have allowed increased precision in allocating dollars for justified purposes. This, too, was ignored while political earmarks received even more money. The major rationale used for not providing greater transparency is fear that I, and future governors, might use our constitutional right to gubernatorial line-item veto. The universities and legislators fear that governors may use the power of veto capriciously or irresponsibly. To which I counter: Any governor's line-item veto can in no way be more irresponsible than the legislature's decades-long practice of funding Special Items with absolutely no accountability or justification whatsoever to the taxpayers of Texas.

I called for an increase of \$362.8 million, or 60.3 percent in need- and performance-based financial aid. Contrary to deliberately misleading public statements by some, this aid was in the form of grants for students willing to work to get and keep it. This is not a novel concept in America: "I will give you money, but I expect something in return," which in this case was maintaining a "B" average. If you fell below a "B," the "grant" would have become an interest-free loan, which was a great deal any way you look at it. My proposal was criticized as too strenuous for students in certain members' districts, a nauseating testament to what President George W. Bush has justly called "the soft bigotry of low expectations."

The funding process used by the legislature to write this appropriations act is antiquated, unfair, and keeps Texas from adequately competing at national and global levels. Texas is shackled by provincialism, preventing the creation of the workforce and laboratory innovations needed to meet the demands of the Twenty-first Century economy. This must stop.

I urge my fellow state leaders to use the select commission on higher education and global competitiveness created by House Concurrent Resolution 159 as the vehicle for change and use it to modernize how we address funding and deliver vital post-secondary services. This commission is charged with drafting a Texas Compact that reflects a long-term vision and a step-by-step plan to attain specific goals. I hope that those appointed to the commission understand the urgency I feel and that the Eighty-first Legislature will rise above local interests and work for the good of the state as a whole. Texans deserve no less. Texans expect no less.

I hereby object to and veto the following items from House Bill 1, and include a statement of my objections to each of those items.

Article I – General Government
Building and Procurement Commission
E.1.1. Central Administration

2008	2009
\$2,288,188	\$2,288,188

This veto deletes a portion of Indirect Administration for the Texas Building and Procurement Commission. House Bill 3560 transferred the procurement functions of that agency to the Comptroller of Public Accounts and sound fiscal management dictates that the agency's administrative funds be cut because of diminution of statutory responsibility.

FILED IN THE OFFICE OF THE
SECRETARY OF STATE
O'CLOCK
JUN 15 2007

Article II – Health and Human Services

<u>Health and Human Services Commission</u>	<u>2008</u>	<u>2009</u>
B.2.3. Medicare Federal Give Back	\$292,916,177	\$297,195,288

This veto deletes the second year of the appropriation to fund the state's contribution to the Medicare Part D benefit for recipients eligible for Medicaid and Medicare services (i.e., dual eligibles). Although I believe that all funding for this purpose is unnecessary, I am leaving the fiscal year 2008 appropriation to preserve flexibility and allow the Health and Human Services Commission the option to transfer funds to more important purposes if necessary. As I stated in 2005, I strongly support the federal assumption of prescription drug costs for dual eligibles. Texas has been a full partner in the success of implementing and ensuring a smooth transition of dual eligible individuals to the Part D benefit. In fact, Texas stepped in when the initial implementation ran into administrative roadblocks and spent state funds to ensure that no dual eligible went without their medications.

However, I continue to object to the Centers for Medicare and Medicaid Services' interpretation of the state payment formula (i.e., clawback) and believe it penalizes states like Texas that have taken innovative steps to provide Medicaid drug benefits, control drug cost increases, and manage overall program costs trends. It is worth noting that state clawback payments are projected to increase over the next few years, while the federal government sends out press releases touting the larger-than-predicted savings produced by the program. Texas will continue to partner with other states that share these concerns to pursue an equitable approach to sharing the savings in a way that is not an unconstitutional raid on state treasuries.

Article III – Education

<u>Higher Education Group Insurance Contributions</u>	<u>2008</u>	<u>2009</u>
C.1.29. Pub Community/Jr Colleges	153,979,799	\$153,979,799

This veto deletes fiscal year 2009 funding for Higher Education Employees Group Insurance Contributions for Public Community/Junior Colleges. A budget rider states that "the funds appropriated by this Act out of the General Revenue Fund may not be expended for employee benefit costs, or other indirect costs, associated with the payment of salaries or wages if the salaries or wages are paid from a source other than the General Revenue Fund." Community colleges have violated this provision, using millions of state dollars annually to pay the benefits of non-state paid employees. To get money for these employees, community colleges falsified their appropriations requests. As a result, their appropriation for fiscal years 2008-09 is approximately \$126 million too high. Community colleges have unexpended balance authority, so they can apply proportionality in fiscal year 2008 and fund most of fiscal year 2009 with fiscal year 2008 savings and the rest with increases provided for instruction and operations.

<u>Higher Education Coordinating Board</u>	<u>2008</u>	<u>2009</u>
E.1.3. New Community College Campuses	\$1,676,325	\$1,607,182

This veto deletes an appropriation for contact hour enrollment generated at certain new community college campuses. There are two appropriations associated with enrollment expansion, and only one is needed. The remaining item for two-year enrollment growth (Texas Higher Education Coordinating Board, strategy E.1.2., Two-Year Enrollment Growth) is more equitable because it takes into account the whole district, not just an isolated, handpicked campus.

FILED IN THE OFFICE OF THE
SECRETARY OF STATE
O'CLOCK

JUN 15 2007

Sec. 54. Special Item Appropriations. In addition to the amounts appropriated elsewhere in this Act, the following amounts of general revenue are appropriated for the 2008-09 biennium to each of the institutions and agencies listed below:

		2008-09
Higher Education Coordinating Board	Quantitative Study	\$500,000
Community Colleges, Bachelor of		
Applied Technology	BAT Degrees	600,000
Texas Tech University	Institutional Enhancement	5,200,000
Angelo State University	Museum of Fine Arts	300,000
Texas Cooperative Extension	Extend Program Delivery	3,000,000
Prairie View A&M University	Agriculture Match	4,000,000
Prairie View A&M University	Community Development	100,000
Texas Agriculture Extension Service	Biological Energy Alliance	4,000,000
Texas Agriculture Extension Service	Obesity Research (S&W Temple)	2,000,000
Texas Agriculture Extension Service	Feedyard Beef Cattle Production	850,000
Texas A&M University	Summer School	3,000,000
Texas A&M University Kingsville	Wildlife Research	62,080
University of Houston - Victoria	Master's Degree in Nursing	1,100,000
The University of Texas at Austin	Marine Science Institute	2,000,000
The University of Texas at Dallas	Science Engineering and Math	2,000,000
The University of Texas at San Antonio	San Antonio Life Science Institute	3,000,000
The University of Texas - Tyler	Institutional Enhancement	1,500,000
Veterinary Medical Diagnostic Lab	Bio Safety Lab	2,000,000
West Texas A&M University	Engineering Program	5,000,000
Angelo State University	Institutional Enhancement	1,000,000
Texas A&M International University	Student Success	5,000,000
Texas State University - San Marcos	School Safety Center	3,000,000
University of Houston	Wind Energy	5,000,000
A&M University Health Science Center	Medical School Expansion	19,000,000
Texas Tech Health Sciences Center	Cancer Research	4,800,000
Texas Tech Health Sciences Center	Physician Assistant Program	1,016,500
UT Health Science Center - Houston	World's Greatest Scientist	5,000,000
UT Health Science Center - Houston	Public Health Expansion	5,000,000
UT Health Science Center - San Antonio	San Antonio Life Science Institute	3,000,000
UT Southwestern Medical Center	Obesity, Diabetes & Metabolism	18,000,000
A&M University Health Science Center	Med. School Expansion - Temple	4,000,000
UT Medical Branch - Galveston	Stark Diabetes Center	2,000,000
Texas State University System	System Operations	1,733,504
Texas Tech University System	System Operations	3,169,907
University of Houston System	System Operations	473,787
University of North Texas System	System Operations	1,632,060
Total		\$123,037,838

This veto deletes the following special item appropriations:

- *Quantitative Study at THECB. This study would develop a pilot system to track and improve student college readiness and progress from high school to college entry to workforce development. THECB can do this within existing resources. It was appropriated \$24.6 million for the College Readiness Initiative in addition to the \$14.9 million provided for fiscal year 2007. These and other funds available to the agency can be used for this purpose.*
- *Museum of Fine Arts at Angelo State University. This special item would contribute little to the goals of "Closing the Gaps." Furthermore, this university already receives a disproportionate share of special item and excellence funding. Special items represent 30 percent of its total general revenue budget, less tuition revenue*

FILED IN THE OFFICE OF THE
SECRETARY OF STATE
O'CLOCK

JUN 15 2007

bond debt service, compared to the university statewide average of 18.4 percent. If this initiative is a priority, the university can use its \$18.9 million appropriated for Institutional Enhancement.

- *Extend Program Delivery at Texas Cooperative Extension. These funds would increase the number of county extension agents, which are not a state priority.*
- *Obesity Research (Scott & White Temple) at the Agricultural Experiment Station. (The rider incorrectly identifies the "Texas Agriculture Extension Service.") Two appropriations are made for obesity research, and only one is needed. The other is for \$18 million at The University of Texas Southwestern Medical Center at Dallas. One of my priorities is increasing collaboration among the agencies and institutions of higher education. The Experiment Station can collaborate with Southwestern.*
- *San Antonio Life Science Institute at The University of Texas at San Antonio. Before the state makes the investment required to create more tier-one research institutions, we need a long-term vision and plan. The select commission on higher education and global competitiveness created by House Concurrent Resolution 159 is charged with drafting a Texas Compact that reflects a long-term vision and a step-by-step plan to attain specific goals. After the results of this effort are evaluated, funding increases can be targeted strategically to make the most efficient use of taxpayer dollars.*
- *Engineering Program at West Texas A&M University. The university did not request this special item. Furthermore, it already receives a disproportionate share of special item and excellence funding. Special items represent 26.7 percent of its total general revenue budget, less tuition revenue bond debt service, compared to the university statewide average of 18.4 percent. If this initiative is a priority, the university can use its \$15.5 million appropriated for Institutional Enhancement.*
- *Student Success at Texas A&M International University. This university already receives a disproportionate share of special items and excellence funding. Special Items represent 48.3 percent of its total general revenue budget, less tuition revenue bond debt service, compared to the university statewide average of 18.4 percent. If this initiative is a priority, the university can use its \$31.3 million appropriated for Institutional Enhancement.*
- *Public Health Expansion at The University of Texas Health Science Center at Houston. Funds are provided elsewhere for increasing the number of nursing graduates, which is a more critical need.*
- *San Antonio Life Science Institute at The University of Texas Health Science Center at San Antonio. Although this is a collaborative effort with The University of Texas at San Antonio, which is good, before the state makes the investment required to create more tier-one research institutions, we need a long-term vision and plan. The select commission on higher education and global competitiveness created by House Concurrent Resolution 159 is charged with drafting a Texas Compact that reflects a long-term vision and a step-by-step plan to attain specific goals. After the results of this effort are evaluated, funding increases can be targeted strategically to make the most efficient use of taxpayer dollars.*
- *Stark Diabetes Center at The University of Texas Medical Branch at Galveston. Two appropriations were made for diabetes research, and only one is needed. The other is for \$18 million at The University of Texas Southwestern Medical Center at*

FILED IN THE OFFICE OF THE
SECRETARY OF STATE
O'CLOCK

JUN 15 2007

Dallas. One of my priorities is increasing collaboration among the agencies and institutions of higher education. Medical Branch can collaborate with Southwestern.

- *System Operations at the Texas State University System Central Office. The system did not request this special item. The university instruction and operations formula is funded at 106 percent of the THECB recommended amount. Since this formula includes administration, no additional funds should be necessary. If system offices need additional funds, they can charge their institutions for services rendered.*
- *System Operations at the Texas Tech University System Administration. The university instruction and operations formula is funded at 106 percent of the THECB recommended amount. Since this formula includes administration, no additional funds should be necessary. If system offices need additional funds, they can charge their institutions for services rendered.*
- *System Operations at the University of Houston System Administration. The university instruction and operations formula is funded at 106 percent of the THECB recommended amount. Since this formula includes administration, no additional funds should be necessary. If system offices need additional funds, they can charge their institutions for services rendered.*
- *System Operations at the University of North Texas System Administration. The university instruction and operations formula is funded at 106 percent of the THECB recommended amount. Since this formula includes administration, no additional funds should be necessary. If system offices need additional funds, they can charge their institutions for services rendered.*

Article V – Public Safety and Criminal Justice

<u>Texas Department of Criminal Justice</u>	<u>2008</u>	<u>2009</u>
C.1.10. Contracted Temporary Capacity	\$36,840,120	\$29,249,240

<u>Texas Department of Criminal Justice</u>	<u>2008</u>	<u>2009</u>
F.1.6. Other Support Services	\$5,459,155	\$5,459,154

These vetoes delete the fiscal year 2009 appropriation for Contracted Temporary Capacity and the appropriations for Other Support Services at the Texas Department of Criminal Justice (TDCJ). The amount of general revenue funds appropriated to TDCJ grew by almost 10 percent from the 2006-2007 biennium. Much of this substantial increase will support probation, parole, and substance abuse treatment. To the extent this funding reaches our non-violent offenders and reduces recidivism, I support it because it will reduce the future prison population. Yet, I cannot ignore the fact that, during the biennium, the average number of incarcerated offenders is only expected to grow by 2 percent and the average number of offenders under active parole supervision or adult probation is only expected to grow by 5 percent. In that context, a 10 percent increase is unreasonable and is reduced by this veto.

<u>Texas Commission on Jail Standards</u>	<u>2008</u>	<u>2009</u>
A.1.2. Juvenile Justice Survey	\$40,000	\$40,000

This veto eliminates the funding for the Juvenile Justice Survey conducted by the Texas Commission on Jail Standards (TCJS). I asked the legislature to remove this strategy from the TCJS, and I veto this appropriation because funding from the Governor's Office Criminal Justice Division should not be an entitlement in the budget.

FILED IN THE OFFICE OF THE
SECRETARY OF STATE
O'CLOCK

JUN 15 2007

Article IX – General Provisions

~~Sec. 19.07. Contingency for House Bill 430. Contingent on passage of House Bill 430, or similar legislation relating to the monitoring of certain high-risk sex offenders and to information concerning certain sex offenders, by the Eightieth Legislature, Regular Session, and in addition to the amounts appropriated elsewhere in this Act, the Department of Public Safety (DPS) is appropriated in Strategy C.1.3, Special Crimes, \$1,264,113 in fiscal year 2008 and \$1,183,141 in fiscal year 2009 from State Highway Fund 6 to implement the provisions of the bill. The "Number of Full-Time Equivalents" in the agency bill pattern is increased by 8.0 FTEs in both fiscal years for the operation of the program.~~

This veto deletes a contingent rider for a bill that did not pass.

~~Sec. 19.22. Contingency Appropriation for House Bill 3494. Contingent upon the enactment of House Bill 3494, or similar legislation relating to the regulation of property tax professionals and appraisal review boards, by the Eightieth Legislature, Regular Session, the Board of Tax Professional Examiners shall be appropriated the amount of \$60,000 in fiscal year 2008 and \$60,000 in fiscal year 2009 out of General Revenue in the Board of Tax Professional Examiners' bill pattern for the purpose of implementing that Act. This appropriation is also contingent on the Board of Tax Professional Examiners assessing or increasing fees sufficient to generate, during the 2008–09 biennium, \$148,290 in excess of \$532,000 (Object Code 3175), contained in the Comptroller of Public Accounts' Biennial Revenue Estimate for fiscal years 2008 and 2009. The Board of Tax Professional Examiners, upon completion of necessary actions to assess or increase such additional fees, shall furnish copies of the Board of Tax Professional Examiners' minutes and other information supporting the estimated revenues to be generated for the 2008–09 biennium under the revised fee structure to the Comptroller of Public Accounts. If the Comptroller finds the information sufficient to support the projection of increased revenues, a finding of fact to that effect shall be issued and the contingent appropriation shall be made available for the intended purposes. In no event shall the amounts appropriated in Article IX to the Board of Tax Professional Examiners exceed the amount of additional revenue generated by agency above the amounts contained in the Comptroller's Biennial Revenue Estimate for Object Code.~~

This veto deletes a contingent rider for a bill that did not pass.

~~Sec. 19.28. Contingency Appropriation for Senate Bill 23. Contingent on the passage of Senate Bill 23 by the Eightieth Legislature, Regular Session, or similar legislation relating to promoting the purchase and availability of health coverage, the Texas Department of Insurance is appropriated \$313,588 in fiscal year 2008 and \$273,765 in fiscal year 2009 in General Revenue Dedicated Fund 36 funds and 6.0 FTEs in each fiscal year to implement the provisions of the legislation.~~

This veto deletes a contingent rider for a bill that did not pass.

FILED IN THE OFFICE OF THE
SECRETARY OF STATE
O'CLOCK

JUN 15 2007

~~Sec. 19.29. Contingency for Senate Bill 47. Contingent on passage of Senate Bill 47, or similar legislation relating to certain requirements for the issuance of a marriage license or the recording of a declaration of informal marriage and to the maintenance of marriage and divorce indexes by the bureau of vital statistics, by the Eightieth Legislature, Regular Session, the Department of State Health Services is appropriated revenue not to exceed \$260,000 in fiscal year 2008 and \$10,000 in fiscal year 2009 from the collection of fees deposited in General Revenue Dedicated Account No. 19, Vital Statistics, to implement the provisions of the legislation. In no event shall the amount expended by this provision exceed the amount of additional revenue generated pursuant to Senate Bill 47.~~

This veto deletes a contingent rider for a bill that did not pass.

~~Sec. 19.30. Contingency for Senate Bill 206. Contingent on passage of Senate Bill 206, or similar legislation relating to certain providers of subsidized care, by the Eightieth Legislature, Regular Session, the Department of Public Safety is hereby appropriated \$627,467 for fiscal year 2008 and \$392,105 for fiscal year 2009 from General Revenue, and the number of authorized full-time equivalent positions (FTEs) is increased by 2.0 FTEs for fiscal year 2008 and 2.0 FTEs for fiscal year 2009 to implement the provisions of the bill.~~

~~Also contingent on passage of Senate Bill 206, or similar legislation, are the following increases in the number of authorized full-time equivalent positions (FTEs) to implement the provisions of the bill:~~

	FY 2008	FY 2009
Department of Family and Protective Services	6.0	6.0
Texas Workforce Commission	1.0	1.0

This veto deletes a contingent rider for a bill that did not pass.

~~Sec. 19.31. Contingency Appropriation for Senate Bill 218. Contingent on passage and enactment of Senate Bill 218, or similar legislation relating to licensing and inspection requirements for certain childcare facilities, by the Eightieth Legislature, Regular Session, the Department of Family and Protective Services is appropriated \$1,397,654 in General Revenue Funds and \$19,290 in Federal Funds for fiscal year 2008, and \$1,091,304 in General Revenue Funds and \$15,062 in Federal Funds for fiscal year 2009. Also contingent upon the passage of such legislation, the number of full-time equivalent positions is increased by 27.0 in fiscal year 2008 and 23.0 in fiscal year 2009.~~

This veto deletes a contingent rider for a bill that did not pass.

~~Sec. 19.32. Contingency for Senate Bill 221. Contingent on passage of Senate Bill 221, or similar legislation relating to birth records of adopted children, by the Eightieth Legislature, Regular Session, the Department of State Health Services (DSHS) is appropriated \$308,775 for fiscal year 2008 and \$136,308 for fiscal year 2009 from General Revenue Dedicated Account No. 19, Vital Statistics, to implement the provisions of the legislation. DSHS shall collect fees as authorized by Senate Bill 221 to cover the costs of implementing the provisions of the legislation. The number of full-time equivalent positions for DSHS is increased by 2.0 in fiscal year 2008 and 3.0 in fiscal year 2009.~~

This veto deletes a contingent rider for a bill that did not pass.

~~Sec. 19.33. Contingency for Senate Bill 518. Contingent on passage of Senate Bill 518, or similar legislation relating to death benefits for the survivors of certain members of the~~

FILED IN THE OFFICE OF THE
SECRETARY OF STATE
O'CLOCK

JUN 15 2007

~~Texas National Guard, by the Eightieth Legislature, Regular Session, the Adjutant General's Department is appropriated \$2,000,000 for fiscal year 2008 and \$750,000 for fiscal year 2009 from the General Revenue Fund to implement the provisions of the legislation.~~

This veto deletes a contingent rider for a bill that did not pass.

~~Sec. 19.78. Contingency Appropriation for Senate Bill 703. Contingent upon the enactment of Senate Bill 703, or similar legislation relating to the regulation of dyslexia practitioners and therapists by the Department of State Health Services, by the Eightieth Legislature, Regular Session, the Department of State Health Services shall be appropriated the amount of \$107,040 in fiscal year 2008 and \$126,815 in fiscal year 2009 from the collection of fees deposited in the General Revenue Fund for the purpose of implementing that Act. In no event shall the amount expended by this provision exceed the amount of additional revenue generated pursuant to Senate Bill 703. Also, the "Number of Full-time Equivalent Positions (FTE)" indicated in Department of State Health Services' bill pattern shall be increased by 2.0 FTEs in fiscal year 2008 and 2.5 FTEs in fiscal year 2009.~~

This veto deletes a contingent rider for a bill that did not pass.

~~Sec. 19.85. Contingency for Senate Bill 4. Contingent upon the enactment of Senate Bill 4, or similar legislation relating to open enrollment charter schools and the creation of public charter districts, by the Eightieth Legislature, Regular Session, the Texas Education Agency is appropriated \$4,288,140 in General Revenue funds in fiscal year 2008 and \$5,711,860 in General Revenue in fiscal year 2009 to implement the provisions of the bill. Also contingent upon the enactment of Senate Bill 4 or similar legislation, the "Number of Full-time Equivalent Positions (FTE)" for the Texas Education Agency in this Act is hereby increased by 7.0 for each year of the 2008-09 biennium.~~

~~Out of the funds appropriated by this rider, the Commissioner shall expend not more than \$3,788,140 in fiscal year 2008 and \$4,166,953 in fiscal year 2009 to provide instructional facilities allotments to eligible public charter districts. Out of funds appropriated by this rider, the Commissioner shall expend not more than \$500,000 in fiscal year 2008 and \$1,544,907 in fiscal year 2009 on administrative costs related to the provisions of Senate Bill 4.~~

~~Any balances available as of August 31, 2008 are appropriated for fiscal year 2009 for the same purpose.~~

This veto deletes a contingent rider for a bill that did not pass.

~~Sec. 19.88. Contingency for House Bill 442. Contingent on passage of House Bill 442, or similar legislation relating to the taking or attempting to take a stun gun from a peace officer or certain other officers by the Eightieth Legislature, Regular Session, and in addition to the amounts appropriated elsewhere in this Act, the Department of Public Safety (DPS) is appropriated in Strategy E-1.1, Concealed Handguns, \$1,497,364 in fiscal year 2008 and \$681,939 in fiscal year 2009 from State Highway Fund 6 to implement the provisions of the bill. The "Number of Full-Time Equivalents" in the agency bill pattern is increased by 18.0 FTEs in both fiscal years for the operation of the program.~~

This veto deletes a contingent rider for a bill that did not pass.

~~Sec. 19.92. Contingency for House Bill 2238. Contingent upon the enactment of House Bill 2238, or similar legislation relating to the establishment of the Texas Education Data~~

FILED IN THE OFFICE OF THE
SECRETARY OF STATE
O'CLOCK

JUN 15 2007

~~System (TEDS), by the Eightieth Legislature, Regular Session, the Texas Education Agency is hereby appropriated \$1,000,000 in General Revenue to contract with one or more education research centers to develop recommendations for establishing indicators for identifying students who are likely to drop out of school, pursuant to the provisions of the legislation.~~

This veto deletes a contingent rider for a bill that did not pass.

~~Sec. 19.93. Contingent Appropriation for House Bill 2868. Contingent upon passage of House Bill 2868 or similar legislation there is hereby appropriated to the Texas Forest Service out the Volunteer Fire Department Assistance Account No. 5064, an amount not to exceed \$5,000,000 in fiscal year 2008 and \$5,000,000 in fiscal year 2009 in Strategy A.1.1, Wildfire and Emergency Program, to be used for the Texas Wildfire Protection Plan. Any funds remaining at the end of August 31, 2008 are hereby reappropriated for the same purpose for the biennium beginning September 1, 2009.~~

This veto deletes a contingent rider for a bill that did not pass.

~~Sec. 19.97. Contingency for Senate Bill 371. Contingent on passage of Senate Bill 371, or similar legislation relating to an exemption for certain disabled veterans from the fees required for the issuance of a personal identification certificate, by the Eightieth Legislature, Regular Session, \$70,870 in fiscal year 2008 and \$57,870 in fiscal year 2009 shall be transferred from non-constitutionally dedicated State Highway Fund No. 6 to the Texas Mobility Fund No. 365 to substitute a funding source that is projected to be within the Texas Mobility Fund as required by the Texas Constitution, Article III, § 49-k.~~

This veto deletes a contingent rider for a bill that did not pass.

~~Sec. 19.112. Contingency Appropriation for House Bill 4065. Contingent on the enactment of House Bill 4065 or similar legislation, relating to the establishment by the Texas Workforce Commission (TWC) of a pilot program to provide grants for the construction of certain facilities for job training and employment services, TWC is appropriated \$1,000,000 in General Revenue in Strategy A.1.4, Employment and Community Services, in the fiscal year ending August 31, 2008, for the purposes of implementing House Bill 4065, or similar legislation. Any unexpended balances of these funds remaining on August 31, 2008, may be used by TWC for the fiscal year beginning on September 1, 2008, for the same purpose.~~

This veto deletes a contingent rider for a bill that I vetoed.

~~Sec. 19.116. Contingency for Senate Bill 1305. Contingent on passage of Senate Bill 1305 or similar legislation relating to the service of a process, by the Eightieth Legislature, Regular Session, and in addition to the amounts appropriated elsewhere in this Act, the Office of Court Administration is appropriated \$85,000 in each year of the biennium and an additional 1.5 FTE to implement the provisions of the legislation.~~

This veto deletes a contingent rider for a bill that did not pass.

I have signed House Bill 1 together with this proclamation stating my objections to individual items of appropriation therein. In accordance with Article IV, Section 14 of the Texas Constitution, individual items of appropriation objected to shall be of no force or effect. The remaining portions of the bill shall be effective according to their terms. Since the legislature by its adjournment has prevented the return of this bill, I am filing

FILED IN THE OFFICE OF THE
SECRETARY OF STATE
_____ O'CLOCK

JUN 15 2007

this bill and these objections in the office of the Secretary of State and giving notice thereof by this public proclamation according to the aforementioned constitutional provision.



IN TESTIMONY WHEREOF, I
have signed my name officially
and caused the Seal of the State
to be affixed hereto at Austin,
this the 15th day of June, 2007.

Rick Perry

RICK PERRY
Governor of Texas

ATTESTED BY:

Roger Williams

ROGER WILLIAMS
Secretary of State

FILED IN THE OFFICE OF THE
SECRETARY OF STATE
10 PM O'CLOCK
JUN 15 2007

June 15, 2007
Austin, Texas