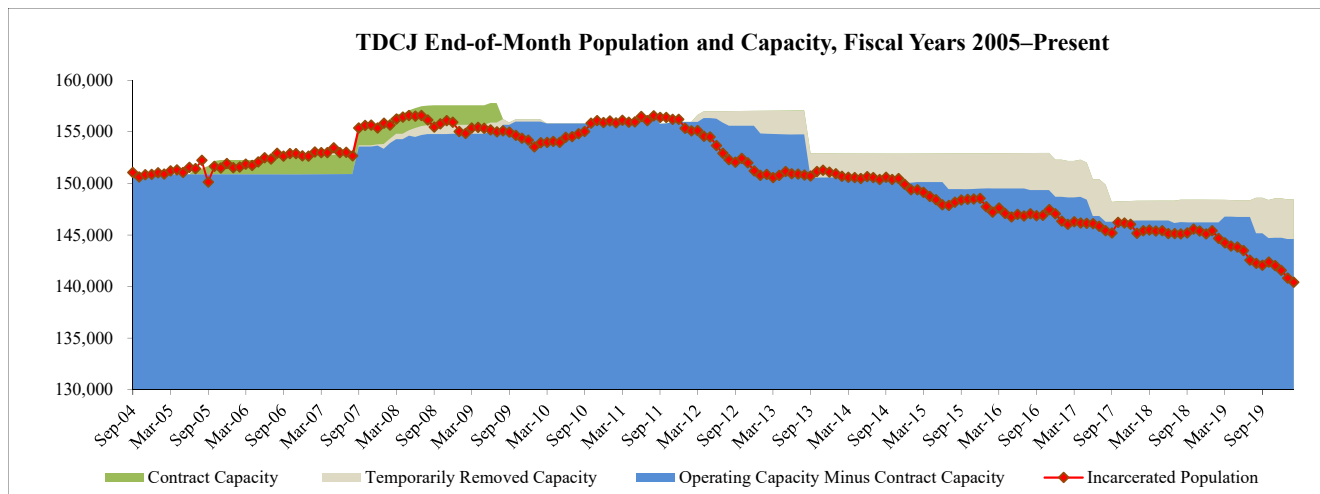
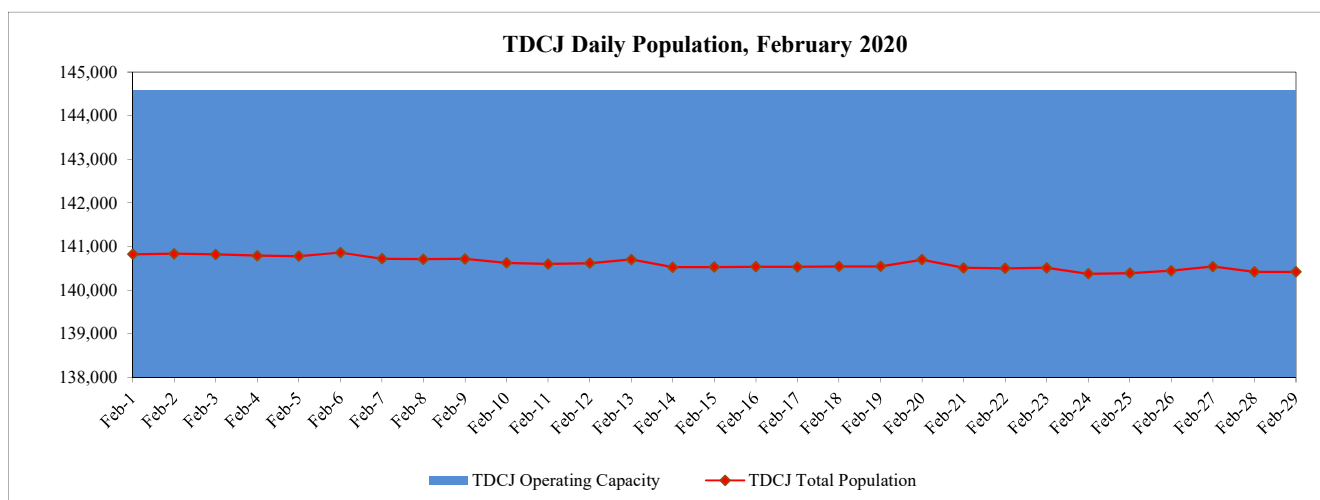


Monthly Tracking of Adult Correctional Population Indicators (March 2020)

Texas Department of Criminal Justice Correctional Population and Capacity (End of Month)

Month/Year	Total Population (End of Month)	On-Line Bed Capacity	Bed Capacity Adjustments				Operating Capacity	Available Operating Capacity
			Added	Temporarily Removed	Permanently Removed	Gain/Loss		
March 2019	144,226	152,853	582	0	0	582	146,739	2,513
April 2019	143,922	152,853	0	0	0	0	146,739	2,817
May 2019	143,826	152,825	0	0	-28	-28	146,712	2,886
June 2019	143,473	152,825	0	0	0	0	146,712	3,239
July 2019	142,561	152,825	0	0	0	0	146,712	4,151
August 2019	142,230	151,200	268	-1,893	0	-1,625	145,152	2,922
September 2019	142,048	151,200	0	0	0	0	145,152	3,104
October 2019	142,378	150,691	0	-459	-50	-509	144,663	2,285
November 2019	142,038	150,734	260	-186	-31	43	144,705	2,667
December 2019	141,549	150,734	0	0	0	0	144,705	3,156
January 2020	140,819	150,618	0	-116	0	-116	144,593	3,774
February 2020	140,419	150,618	0	0	0	0	144,593	4,174

Note: TDCJ defines operating capacity as 96.0% of its on-line bed capacity. TDCJ is accustomed to going beyond its operating capacity for short periods of time.



On-line bed capacity reflects the total number of TDCJ beds available for the permanent assignment of incarcerated individuals. At the end of February 2020, 3,828 beds had been temporarily removed from on-line bed capacity (3,379 due to staffing shortages, 353 due to construction for sheltered housing, 56 due to a wheelchair conversion project, and 40 due to a renovation project). Also at this time, on-line bed capacity did not include 2,242 temporary placement beds, which include medical (hospital beds and unit-based infirmary beds), transfer holding, and pre-hearing detention beds. Incarcerated individuals housed in temporary placement beds also have permanent beds assigned to them. The total number of Intermediate Sanction Facility (ISF) beds at the end of February 2020 was 2,961.

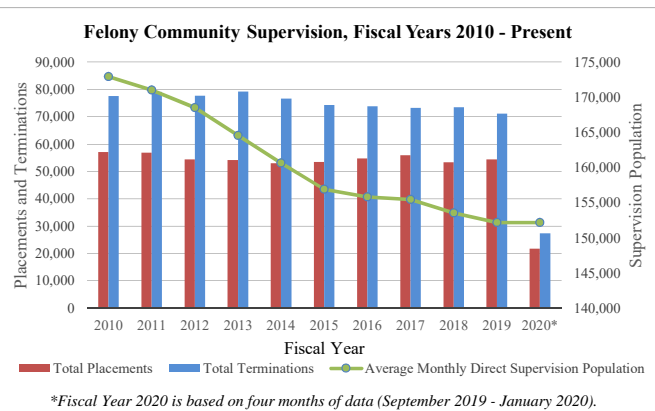
Capacity Adjustments and Other Notes:

- As of January 2020, agency capacity was temporarily reduced by 116 beds (Rudd Unit - 68 and Jordan-Baten Unit - 48) due to the conversion of transfer facility beds to ISF beds.
- As of November 2019, there was a net increase of 43 beds to agency capacity. Capacity was reduced by 186 beds at the Stiles unit due to conversion to sheltered housing, reduced by 31 beds (McConnell Unit - 4, Ferguson Unit - 4, Allred Unit - 6, Eastham Unit - 10, Mountain View Unit - 1, Robertson Unit - 6) due to the conversion of cells to medical triage rooms, and increased by 260 beds at the Neal Unit due to the completion of maintenance project.
- As of October 2019, agency capacity was reduced by 509 beds. This change to capacity included a temporary reduction of 459 beds with 252 beds (Smith Unit) due to staffing shortages, 40 beds (Ellis Unit) due to a renovation project, 167 beds (Pack Unit) for the construction of sheltered housing, and permanent reductions of 50 beds (Ramsey Unit - 26 and Byrd Unit - 24) for the conversion of space to accommodate dayroom accessible restrooms.
- As of August 2019, agency capacity was modified due to staffing shortages resulting in a temporary net reduction of 1,625 beds (removed from capacity: Connally Unit - 432, Daniel Unit - 376, Michael Unit - 321, Wallace Unit - 252, Stevenson Unit - 252, and Lynaugh Unit - 260; returned to capacity: Rudd Unit - 136, Telford Unit - 84, and Jordan-Baten Unit - 48). The changes to capacity were made to more effectively manage staffing shortages.
- As of March 2019, 582 beds at the Smith Unit temporarily removed from the on-line bed capacity were re-opened and returned to capacity due to an increase in staffing.

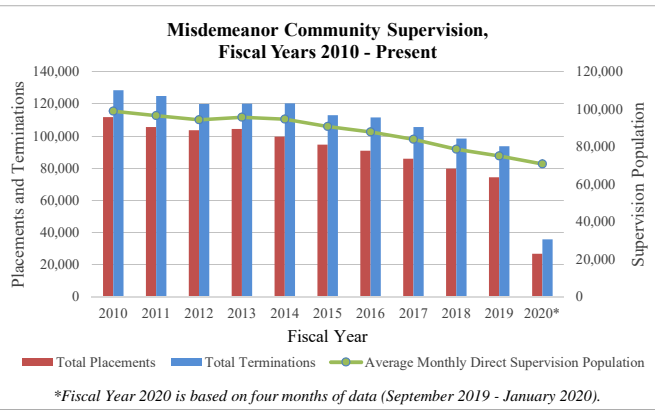
Monthly Tracking of Adult Correctional Population Indicators (March 2020)

Texas Department of Criminal Justice Community Supervision (Adult Probation) Populations<sup>1</sup>

Individuals Under Direct Supervision (End of Month)			Supervision Placements <sup>2</sup>		
Month/Year	Felony	Misdemeanor	Month/Year	Felony	Misdemeanor
Feb-2019	151,724	74,578	Feb-2019	4,516	6,412
Mar-2019	152,229	74,811	Mar-2019	4,557	6,467
Apr-2019	152,467	74,818	Apr-2019	4,581	6,698
May-2019	152,806	74,817	May-2019	5,072	6,861
Jun-2019	152,604	74,343	Jun-2019	4,386	5,627
Jul-2019	152,455	73,341	Jul-2019	4,344	5,545
Aug-2019	152,117	72,760	Aug-2019	5,015	6,414
Sep-2019	151,765	72,089	Sep-2019	3,992	5,191
Oct-2019	152,690	71,899	Oct-2019	5,364	6,367
Nov-2019	152,403	70,930	Nov-2019	3,991	4,726
Dec-2019	152,032	69,897	Dec-2019	3,842	4,229
Jan-2020	151,936	69,539	Jan-2020	4,573	6,050
Average	152,269	72,819	Total	54,233	70,587

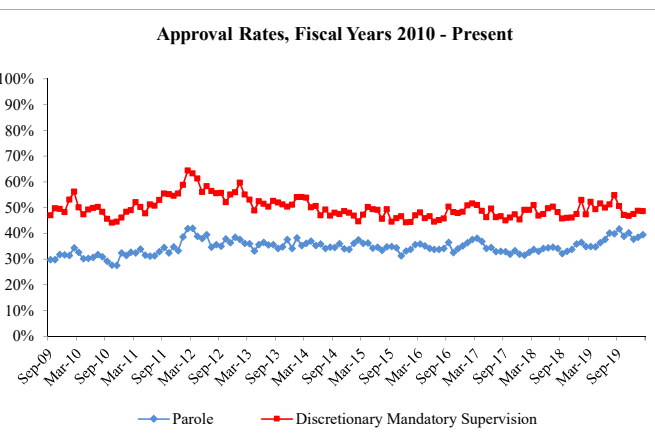


Successful Supervision Terminations <sup>3</sup>			Unsuccessful Supervision Terminations <sup>4</sup>		
Month/Year	Felony	Misdemeanor	Month/Year	Felony	Misdemeanor
Feb-2019	2,152	5,039	Feb-2019	1,851	1,395
Mar-2019	2,368	4,872	Mar-2019	1,825	1,402
Apr-2019	2,342	5,264	Apr-2019	1,697	1,362
May-2019	2,566	5,269	May-2019	2,047	1,442
Jun-2019	2,356	4,561	Jun-2019	1,758	1,363
Jul-2019	2,251	4,993	Jul-2019	1,782	1,320
Aug-2019	2,390	5,122	Aug-2019	2,054	1,507
Sep-2019	2,099	4,542	Sep-2019	1,616	1,161
Oct-2019	2,299	5,040	Oct-2019	1,991	1,358
Nov-2019	1,983	4,381	Nov-2019	1,528	1,098
Dec-2019	1,886	4,034	Dec-2019	1,503	986
Jan-2020	2,272	4,732	Jan-2020	1,753	1,320
Total	26,964	57,849	Total	21,405	15,714



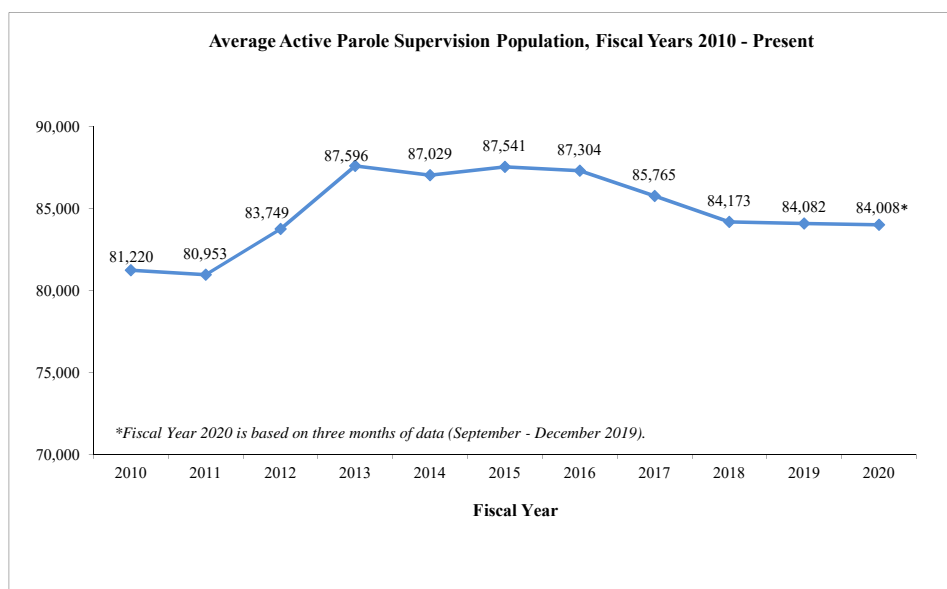
Parole and Discretionary Mandatory Supervision Case Considerations, Case Approvals, and Case Approval Rates

Parole			Discretionary Mandatory Supervision		
Month/Year	Cases Considered	Cases Approved	Month/Year	Cases Considered	Cases Approved
Mar-2019	6,382	2,222	Mar-2019	1,684	877
Apr-2019	7,068	2,453	Apr-2019	1,710	842
May-2019	6,772	2,459	May-2019	1,591	819
Jun-2019	6,642	2,491	Jun-2019	1,573	784
Jul-2019	6,194	2,482	Jul-2019	1,497	765
Aug-2019	6,702	2,668	Aug-2019	1,632	894
Sep-2019	6,378	2,660	Sep-2019	1,450	732
Oct-2019	6,554	2,540	Oct-2019	1,516	713
Nov-2019	6,491	2,610	Nov-2019	1,206	563
Dec-2019	5,193	1,957	Dec-2019	1,260	597
Jan-2020	6,604	2,535	Jan-2020	1,668	812
Feb-2020	6,231	2,454	Feb-2020	1,466	711
Total	77,211	29,531	Total	18,253	9,109



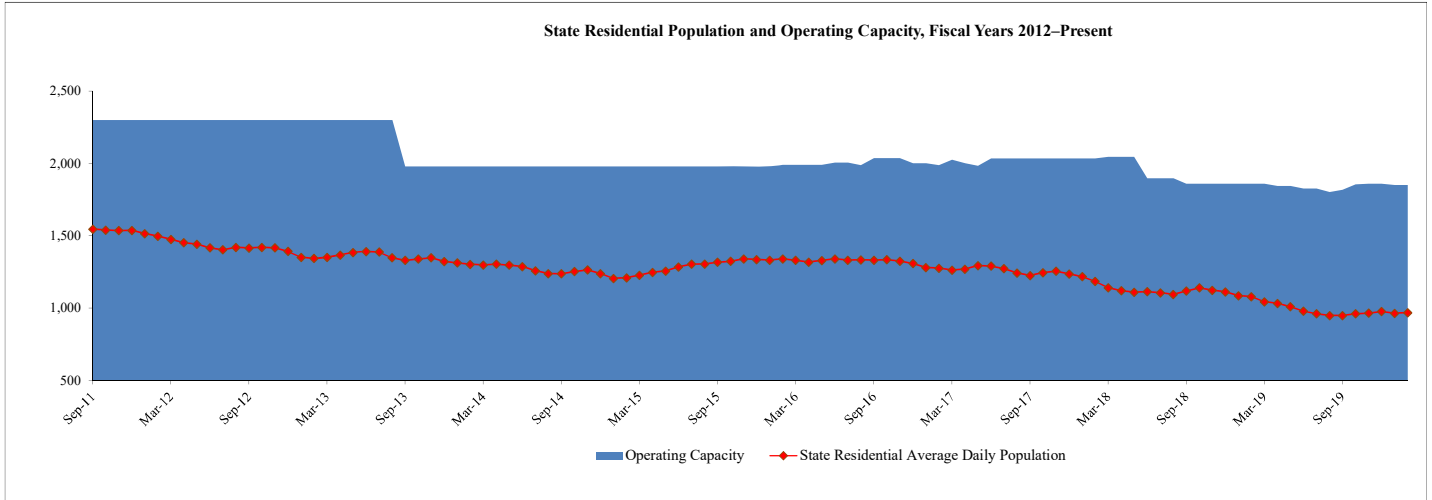
Parole Supervision Population

Active Parole Supervision Population	
Month/Year	Total Population (End-of-Month)
Jan-2019	83,949
Feb-2019	84,399
Mar-2019	84,542
Apr-2019	84,296
May-2019	83,862
Jun-2019	83,460
Jul-2019	83,560
Aug-2019	84,259
Sep-2019	84,006
Oct-2019	83,954
Nov-2019	84,197
Dec-2019	83,875



<sup>1-4</sup> All footnotes are detailed on page 5.

Texas Juvenile Justice Department: State Correctional Populations<sup>1</sup>



Residential Populations (Average Daily Population)				
Month/Year	Institutions	Halfway Houses	Contract Residential Placements	Total Residential Population
Mar-2019	823	107	113	1,043
Apr-2019	807	109	117	1,033
May-2019	790	103	116	1,009
Jun-2019	788	84	107	979
Jul-2019	790	71	100	961
Aug-2019	778	75	96	949
Sep-2019	777	82	90	949
Oct-2019	784	83	94	961
Nov-2019	783	76	106	965
Dec-2019	789	78	109	976
Jan-2020	789	76	99	964
Feb-2020	795	85	88	968
FY '19 thru Feb.	889	111	110	1,110
FY '20 thru Feb.	786	80	98	964
# change '19 to '20	-103	-31	-12	-146
% change '19 to '20	-11.6%	-27.9%	-10.9%	-13.2%

Month/Year	New Commitments <sup>2</sup>			Multiple and Recommittments <sup>3</sup>			Parole Revocations <sup>6</sup>				Other <sup>7</sup>	Total Admissions <sup>8</sup>
	Determinate Sentence <sup>3</sup>	Indeterminate Sentence <sup>4</sup>	Total New Commitments	Determinate Sentence	Indeterminate Sentence	Total Multiple and Recommittments	Felony Offense	Misdemeanor Offense	Technical Violation	Total Revocations		
Mar-2019	11	47	58	0	0	0	0	3	0	3	1	62
Apr-2019	6	53	59	1	4	5	1	1	1	3	2	69
May-2019	7	56	63	0	3	3	1	1	0	2	3	71
Jun-2019	7	57	64	0	6	6	2	2	0	4	1	75
Jul-2019	11	35	46	0	2	2	0	1	0	1	0	49
Aug-2019	17	61	78	1	4	5	0	1	1	2	2	87
Sep-2019	13	37	50	2	2	4	0	0	0	0	3	57
Oct-2019	14	54	68	2	3	5	2	1	0	3	8	84
Nov-2019	17	41	58	1	1	2	0	2	0	2	3	65
Dec-2019	9	44	53	0	1	1	1	0	1	2	6	62
Jan-2020	9	47	56	0	3	3	0	2	0	2	2	63
Feb-2020	8	33	41	0	1	1	0	0	1	1	5	48
FY '19 thru Feb.	63	269	332	4	11	15	6	14	19	39	12	398
FY '20 thru Feb.	70	256	326	5	11	16	3	5	2	10	27	379
# change '19 to '20	7	-13	-6	1	0	1	-3	-9	-17	-29	15	-19
% change '19 to '20	11.1%	-4.8%	-1.8%	25.0%	0.0%	6.7%	-50.0%	-64.3%	-89.5%	-74.4%	125.0%	-4.8%

Month/Year	New Commitments	Multiple Commitments	Parole Revocations				Other	Total Average Length of Stay
			Felony Offense	Misdemeanor Offense	Technical Violation			
Mar-2019	16.4	13.6	N/A (No Releases)	10.3	8.5	3.5	15.5	
Apr-2019	17.4	8.0	4.7	7.0	3.9	5.2	15.9	
May-2019	16.6	12.0	8.9	7.8	6.1	6.2	15.3	
Jun-2019	15.6	11.3	N/A (No Releases)	5.4	5.5	1.6	14.1	
Jul-2019	15.3	14.8	13.2	5.8	N/A (No Releases)	14.4 <sup>9</sup>	15.0	
Aug-2019	16.8	29.6 <sup>9</sup>	21.6 <sup>9</sup>	5.4	5.4	8.2	16.2	
Sep-2019	16.4	N/A (No Releases)	N/A (No Releases)	16.3 <sup>9</sup>	5.6	0.2	16.0	
Oct-2019	16.9	13.0	11.4 <sup>9</sup>	1.9	N/A (No Releases)	0.1	15.9	
Nov-2019	17.3	16.0	N/A (No Releases)	5.9	8.0	1.7	15.1	
Dec-2019	16.9	12.1	N/A (No Releases)	N/A (No Releases)	N/A (No Releases)	1.4	15.9	
Jan-2020	16.2	8.9	6.8	7.1	N/A (No Releases)	2.0	15.2	
Feb-2020	17.5	9.9	10.2	8.8	N/A (No Releases)	1.1	16.3	
FY '19 thru Feb.	16.5	10.8	10.4	9.6	4.7	3.3	15.4	
FY '20 thru Feb.	16.9	12.4	9.7	9.4	7.2	1.4	15.7	
# change '19 to '20	0.4	1.6	-0.7	-0.2	2.5	-1.9	0.3	
% change '19 to '20	2.4%	14.8%	-6.7%	-2.1%	53.2%	-57.6%	1.9%	

State Parole Populations (Average Daily Population)		
Texas Juvenile Justice Dept.	Interstate Compact (transfers-in)	Total Parole Population
352	17	369
359	17	376
373	19	392
371	17	388
376	14	390
375	16	391
348	20	368
323	20	343
309	18	327
298	16	314
297	14	311
287	15	302
345	19	364
311	17	328
-34	-2	-36
-9.9%	-10.5%	-9.9%

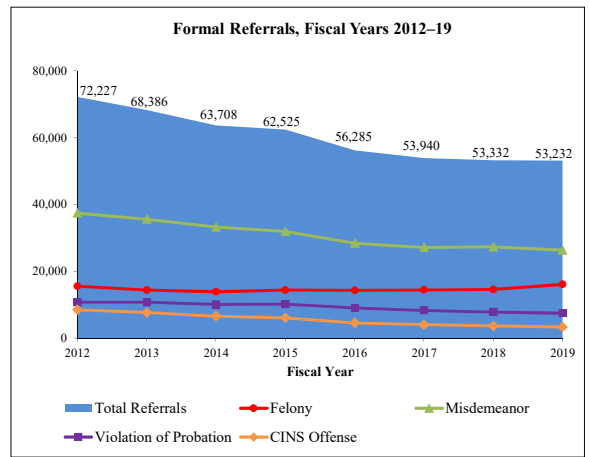
<sup>1-9</sup> All footnotes are detailed on page 5.

Capacity Adjustments and Other Notes:

- In August 2019, TJJD operating capacity decreased by 24 beds due to the closure of the Cottrell halfway house.
- In June 2018, TJJD operating capacity decreased by 149 beds. This was due to the transfer of the ownership of the Corsicana facility to the City of Corsicana.
- In September 2013, TJJD operating capacity decreased by 319 beds. This was due to the reduction in capacity at the Corsicana facility (49 beds), Giddings facility (46 beds), McLennan facility (120 beds), Ron Jackson I facility (16 bed halfway houses (40 beds), and contract residential placements (48 beds).

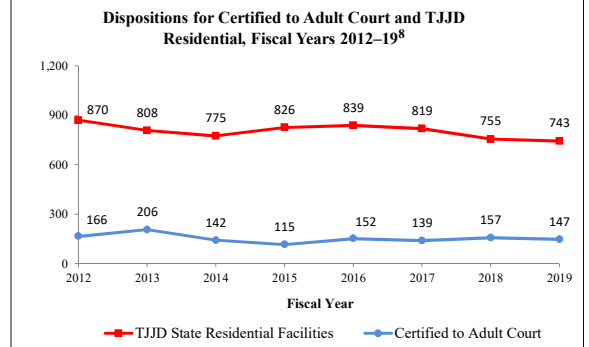
**Formal Referrals to Juvenile Probation Department by Offense Type<sup>1</sup>**

Month/Year	Felony Offense	Misdemeanor Offense <sup>2</sup>	Violation of Probation	Conduct in Need of Supervision <sup>3</sup>	Total Referrals
Feb-2019	1,419	2,511	591	268	4,789
Mar-2019	1,445	2,469	643	334	4,891
Apr-2019	1,678	2,658	708	379	5,423
May-2019	1,658	2,567	694	341	5,260
Jun-2019	1,201	1,737	522	273	3,733
Jul-2019	1,178	1,487	543	193	3,401
Aug-2019	1,226	1,522	572	229	3,549
Sep-2019	1,424	1,951	597	271	4,243
Oct-2019	1,509	2,286	717	317	4,829
Nov-2019	1,271	2,057	530	286	4,144
Dec-2019	1,304	2,026	524	245	4,099
Jan-2020	1,457	2,392	650	304	4,803
FY '19 thru Jan.	6,265	11,343	3,176	1,312	22,096
FY '20 thru Jan.	6,965	10,712	3,018	1,423	22,118
# change '19 to '20	700	-631	-158	111	22
% change '19 to '20	11.2%	-5.6%	-5.0%	8.5%	0.1%



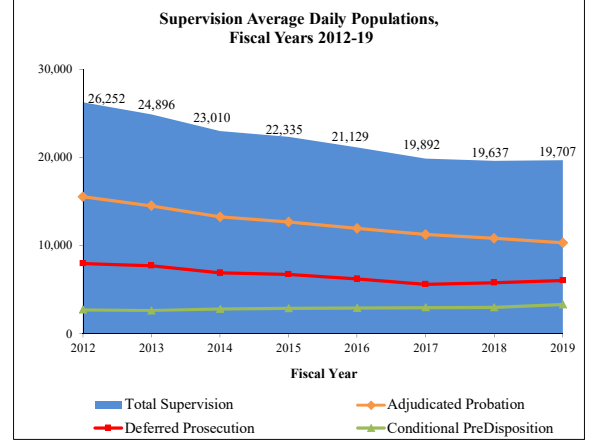
**Dispositions by Disposition Type<sup>4</sup>**

Quarter/Year	Certified to Adult Court	TJJD Residential	Adjudicated Probation	Deferred Prosecution	Supervisory Caution	Dismissed	Total Dispositions
Quarter 2, FY19 (Dec. 2018 - Feb. 2019)	31	178	2,902	3,326	2,433	3,213	12,083
Quarter 3, FY19 (March 2019 - May 2019)	36	192	3,450	4,240	2,906	3,402	14,226
Quarter 4, FY19 (June 2019 - Aug. 2019)	37	192	3,179	3,272	2,401	3,482	12,563
Quarter 1, FY20 (Sept. 2019 - Nov. 2019)	36	185	2,966	2,898	2,240	3,465	11,790



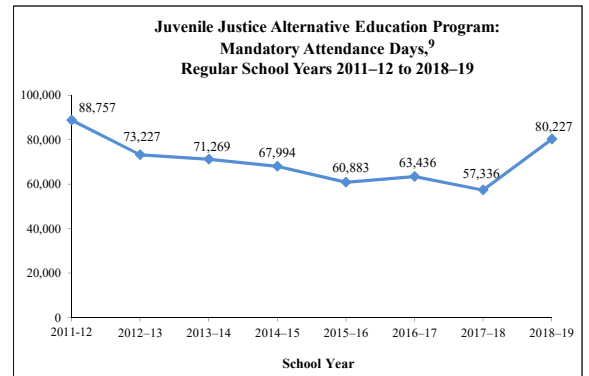
**Supervision Populations by Supervision Type**  
Average Daily Population

Month/Year	Supervisions			Accompanying Conditions of Supervision <sup>5</sup>			Other
	Conditional Pre-Disposition	Deferred Prosecution	Adjudicated Probation	Total Supervisions	Intensive Supervision	Residential Placement	
Feb-2019	3,454	5,659	10,870	19,983	1,567	1,644	2,813
Mar-2019	3,592	5,896	10,790	20,278	1,491	1,650	2,795
Apr-2019	3,741	6,310	10,763	20,814	1,371	1,641	2,717
May-2019	3,944	6,482	10,337	20,763	1,303	1,630	2,831
Jun-2019	3,779	6,745	10,297	20,821	1,288	1,538	2,795
Jul-2019	3,502	6,820	10,220	20,542	1,271	1,507	2,540
Aug-2019	3,224	6,609	10,220	20,053	1,253	1,483	2,319
Sep-2019	3,207	6,418	10,241	19,866	1,219	1,483	2,317
Oct-2019	3,344	6,006	10,218	19,568	1,190	1,488	2,464
Nov-2019	3,452	5,644	10,234	19,330	1,201	1,495	2,539
Dec-2019	3,582	5,433	10,123	19,138	1,233	1,467	2,523
Jan-2020	3,634	5,210	9,997	18,841	1,256	1,408	2,579



**Juvenile Justice Alternative Education Program (JJAEP): Mandatory Students<sup>6</sup>**

Month/Year	Total Participants (End of Month)	Additions	Exits	Mandatory Attendance Days <sup>7</sup>
Feb-2019	618	165	88	9,132
Mar-2019	689	166	92	8,379
Apr-2019	792	231	125	12,865
May-2019	771	151	179	13,787
Jun-2019	307	1	29	788
Jun-2019 (summer school)	155	7	48	1,698
Jul-2019 (summer school)	78	0	10	191
Aug-2019	708	210	202	5,641
Sep-2019	790	158	79	11,827
Oct-2019	799	193	182	13,727
Nov-2019	738	145	199	9,762
Dec-2019	725	116	126	8,593
Jan-2020	742	153	136	9,934



<sup>1-9</sup> All footnotes are detailed on page 5.

**Supplemental Definition and Classification**

**Texas Department of Criminal Justice Community Supervision (Adult Probation) Populations**

<sup>1</sup> During fiscal year 2010, the Texas Department of Criminal Justice – Community Justice Assistance Division transitioned from compiling aggregate population data from counties through the Monthly Community Supervision and Corrections Report (MCSCR) to generating monthly population reports based on detailed case-based data collected through the Community Supervision Tracking System / Intermediate System (CSTS Intermediate System). Community supervision data through fiscal year 2009 are based on population counts reported to the MCSCR, and fiscal years 2010 to the present data are based on monthly reports generated from the CSTS Intermediate System.

<sup>2</sup> Supervision placements include adjudicated probation, deferred adjudication, and return from shock incarceration.

<sup>3</sup> Successful supervision terminations include early terminations and those with expired terms.

<sup>4</sup> Unsuccessful supervision terminations include revocation to county jail, state jail, prison, and other revocations.

**Texas Juvenile Justice Department: State Correctional Populations**

<sup>1</sup> Historical numbers in this report may be updated to reflect current information.

<sup>2</sup> A new commitment is a juvenile committed to the Texas Juvenile Justice Department (TJJD) for the first time.

<sup>3</sup> A determinate sentence is a commitment for a specified period of time that is set by the juvenile court and can last up to 40 years in length; those who have not completed their sentence length by their 19th birthday are transferred to the adult system to complete the sentence.

<sup>4</sup> An indeterminate sentence is a commitment for an unspecified length of time up to the individual's 19th birthday; TJJD has sole discretion over the commitment length.

<sup>5</sup> Since January 2016, a youth is said to have multiple commitments when there is more than one lawful court order committing him/ her to the TJJD simultaneously. This differs from a recommitted youth, which is a youth who has been *discharged* from a TJJD commitment, usually due to positive completion of the program before age 17, only to reoffend and be *committed again* ("recommitted") by the county juvenile court. Prior to January 2016, the term recommitment was used in the context of what is a multiple commitment.

<sup>6</sup> The parole revocation information in this table presents the offense category that initiated the parole revocation.

<sup>7</sup> Other commitments (also referred to as negative movements) are juveniles returned to a state residential facility for medical care, mental health care, and other non-disciplinary reasons. It also includes juveniles moved to a secure facility for a court hearing that does not result in a revocation.

<sup>8</sup> Total admissions is the sum of total new commitments, total multiple and recommitments, total revocations, and other.

<sup>9</sup> This calculation included a juvenile who had an unusually long length of stay.

**Texas Juvenile Justice Department: Juvenile Probation Department Supervision Populations**

<sup>1</sup> A formal referral occurs when: 1) delinquent conduct, conduct indicating a need for supervision (CINS), or violation of probation was allegedly committed; 2) the juvenile probation department has jurisdiction and venue; and 3) face-to-face contact occurs with the department or official designated by the juvenile board. Juveniles are typically referred to juvenile probation departments by schools and police but may also be referred by social workers, parents, and others. Historical numbers in this report may be updated to reflect current information.

<sup>2</sup> Misdemeanor Offenses include contempt of magistrate orders in addition to class A and B misdemeanor offenses.

<sup>3</sup> Conduct in Need of Supervision (CINS) is a non-criminal offense for a juvenile and includes public intoxication, truancy, running away from home, fine-only offenses that have been transferred to a juvenile court from a municipal or justice court, inhalant abuse, and expulsion from an alternative school setting for persistent misconduct.

<sup>4</sup> Dispositions reflect the outcomes of referrals to juvenile probation departments. The dispositions listed above do not include consolidated or transferred cases. Adjudicated probation includes all adjudicated dispositions of probation and modification of probation. Dismissed dispositions include dismissals, findings of not guilty, and findings of no probable cause. Supervisory caution is a non-judicial disposition that may involve such actions as referring the child to a social service agency or a community-based first offender program operated by law enforcement, contacting parents to inform them of the child's activities, or simply warning the child about his or her activities. Historical numbers in this report may be updated to reflect current information. Figures in the table represent the number of cases, not the number of juveniles. A juvenile may have more than one case in a quarter.

<sup>5</sup> Juveniles under conditional predisposition, deferred prosecution, or adjudicated probation supervision may also be on Intensive Supervision (ISP) and/or placed in a secure or nonsecure residential facility. ISP is a form of supervision that typically involves smaller caseloads supervised by specially trained probation officers and more frequent contacts between the juvenile and his or her probation officer. Juveniles under deferred prosecution or adjudicated probation supervision may be placed in a secure or nonsecure residential facility.

<sup>6</sup> The Juvenile Justice Alternative Education Program (JJAEP) table and graph include information associated only with those students with a mandatory placement, those for whom the state provides reimbursement, though JJAEPs may accept students referred for discretionary reasons. The number of mandatory attendance days in June and July are low because many schools close in May and others only operate for part of June. The counts in summer school are also typically low because operating a summer school is optional. Historical numbers in this report may be updated to reflect current information.

<sup>7</sup> Mandatory Attendance Days reflect the sum of the number of days mandatory students attended JJAEPs within the month.

<sup>8</sup> The graph reflects the number of juveniles certified as an adult and the number of cases sent to TJJD state residential facilities.

<sup>9</sup> The Juvenile Justice Alternative Education Program graph reflects mandatory attendance days accrued during the regular school year and does not include those accrued during summer school. Since summer school is optional and only available when sufficient funding exists, including only the regular school year renders year-to-year results that are comparable over time.