



LEGISLATIVE BUDGET BOARD

Summary of House Bill 1 as Engrossed 2024–25 Biennium

HOUSE

SUBMITTED TO THE TEXAS HOUSE OF REPRESENTATIVES

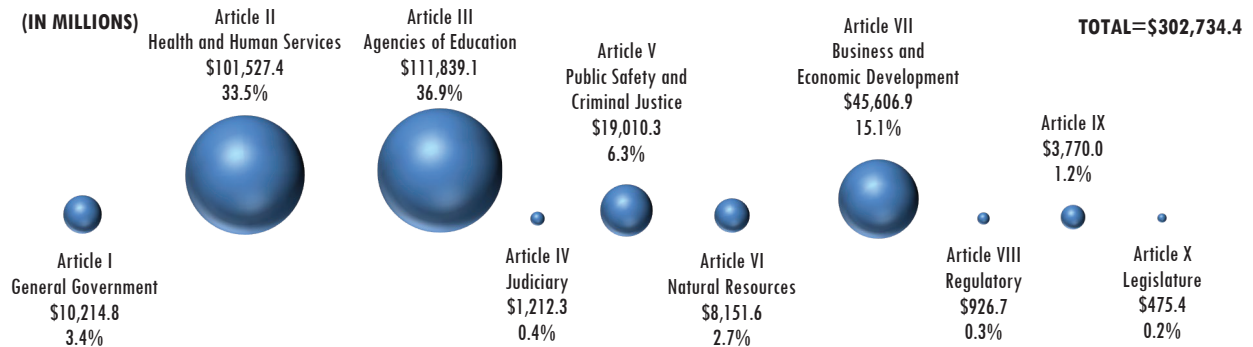
PREPARED BY LEGISLATIVE BUDGET BOARD STAFF

WWW.LBB.TEXAS.GOV

APRIL 2023

FUNDING BY ARTICLE

FIGURE 1
FUNDING BY ARTICLE, ALL FUNDS



NOTE: Object size is proportional to the percentage of All Funds appropriation for all articles.
SOURCE: Legislative Budget Board.

FIGURE 2
FUNDING BY ARTICLE, ALL FUNDS


| (IN MILLIONS) | ESTIMATED/BUDGETED 2022–23 | HB1 | | |
|---|-------------------------------|-------------------------|--------------------|----------------------|
| | | AS ENGROSSED 2024–25 | BIENNIAL CHANGE | PERCENTAGE CHANGE |
| ALL FUNCTIONS | | | | |
| Article I – General Government | \$13,556.2 | \$10,214.8 | (\$3,341.4) | (24.6%) |
| Article II – Health and Human Services | \$108,941.2 | \$101,527.4 | (\$7,413.8) | (6.8%) |
| Article III – Agencies of Education | \$101,731.6 | \$111,839.1 | \$10,107.5 | 9.9% |
| <i>Public Education</i> | \$71,019.7 | \$82,901.5 | \$11,881.7 | 16.7% |
| <i>Higher Education</i> | \$30,711.9 | \$28,937.6 | (\$1,774.2) | (5.8%) |
| Article IV – Judiciary | \$992.5 | \$1,212.3 | \$219.8 | 22.1% |
| Article V – Public Safety and Criminal Justice | \$13,636.2 | \$19,010.3 | \$5,374.1 | 39.4% |
| Article VI – Natural Resources | \$11,240.7 | \$8,151.6 | (\$3,089.2) | (27.5%) |
| Article VII – Business and Economic Development | \$45,824.0 | \$45,606.9 | (\$217.1) | (0.5%) |
| Article VIII – Regulatory | \$828.8 | \$926.7 | \$98.0 | 11.8% |
| Article IX – General Provisions | \$0.0 | \$3,770.0 | \$3,770.0 | N/A |
| Article X – Legislature | \$433.5 | \$475.4 | \$41.9 | 9.7% |
| Total, All Articles | \$297,184.7 | \$302,734.4 | \$5,549.8 | 1.9% |

NOTES:

- (1) Fiscal year 2022 and 2023 amounts do not include items adopted in House Committee Substitute for Senate Bill 30, which would reduce the biennial and percentage changes referenced above. The 2024–25 biennial amounts in House Bill 1 (HB1) as Engrossed are within the required spending limits.
- (2) Excludes Interagency Contracts.
- (3) Biennial change and percentage change are calculated on actual amounts before rounding. Therefore, totals may not sum due to rounding.

SOURCE: Legislative Budget Board.

FIGURE 3
FUNDING BY ARTICLE, GENERAL REVENUE FUNDS



NOTE: Object size is proportional to the percentage of General Revenue Funds appropriation for all articles.
SOURCE: Legislative Budget Board.

FIGURE 4
FUNDING BY ARTICLE, GENERAL REVENUE FUNDS

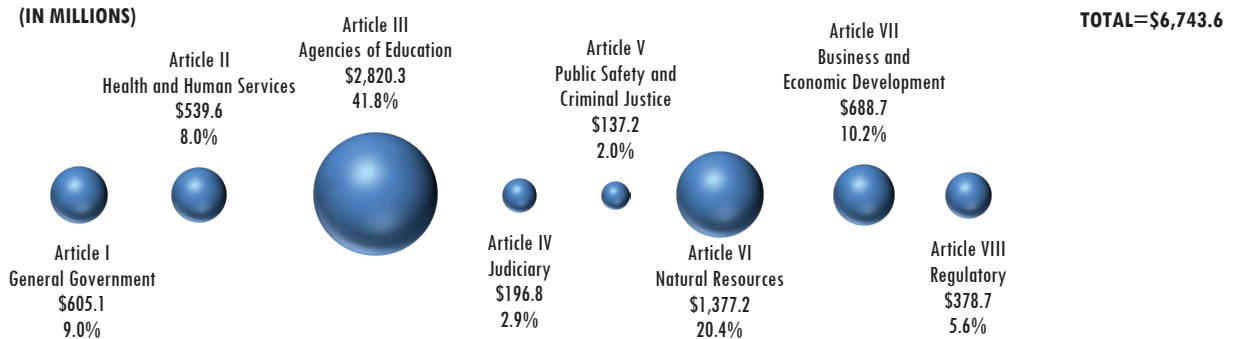
| (IN MILLIONS) | HB1 | | | |
|---|-------------------------------|-------------------------|--------------------|----------------------|
| | ESTIMATED/BUDGETED 2022–23 | AS ENGROSSED 2024–25 | BIENNIAL CHANGE | PERCENTAGE CHANGE |
| ALL FUNCTIONS | | | | |
| Article I – General Government | \$7,877.6 | \$7,133.1 | (\$744.5) | (9.5%) |
| Article II – Health and Human Services | \$37,511.9 | \$43,594.7 | \$6,082.8 | 16.2% |
| Article III – Agencies of Education | \$57,674.7 | \$64,001.4 | \$6,326.8 | 11.0% |
| <i>Public Education</i> | \$40,490.0 | \$44,303.9 | \$3,813.9 | 9.4% |
| <i>Higher Education</i> | \$17,184.7 | \$19,697.6 | \$2,512.8 | 14.6% |
| Article IV – Judiciary | \$597.7 | \$832.0 | \$234.3 | 39.2% |
| Article V – Public Safety and Criminal Justice | \$11,887.7 | \$18,315.3 | \$6,427.6 | 54.1% |
| Article VI – Natural Resources | \$1,379.4 | \$2,771.6 | \$1,392.2 | 100.9% |
| Article VII – Business and Economic Development | \$508.1 | \$1,068.4 | \$560.3 | 110.3% |
| Article VIII – Regulatory | \$309.5 | \$433.2 | \$123.7 | 40.0% |
| Article IX – General Provisions | \$0.0 | (\$1,679.9) | (\$1,679.9) | N/A |
| Article X – Legislature | \$433.4 | \$475.2 | \$41.8 | 9.6% |
| Total, All Articles | \$118,180.0 | \$136,945.0 | \$18,765.0 | 15.9% |

NOTES:

- (1) Fiscal year 2022 and 2023 amounts do not include items adopted in House Committee Substitute for Senate Bill 30, which would reduce the biennial and percentage changes referenced above. The 2024–25 biennial amounts in House Bill 1 (HB1) as Engrossed are within the required spending limits.
- (2) Biennial change and percentage change are calculated on actual amounts before rounding. Therefore, totals may not sum due to rounding.

SOURCE: Legislative Budget Board.

**FIGURE 5
FUNDING BY ARTICLE, GENERAL REVENUE–DEDICATED FUNDS**



NOTE: Object size is proportional to the percentage of General Revenue–Dedicated Funds appropriation for all articles.
SOURCE: Legislative Budget Board.

**FIGURE 6
FUNDING BY ARTICLE, GENERAL REVENUE–DEDICATED FUNDS**


| (IN MILLIONS) | ESTIMATED/BUDGETED 2022–23 | HB1 AS ENGROSSED 2024–25 | BIENNIAL CHANGE | PERCENTAGE CHANGE |
|---|-------------------------------|--------------------------------|--------------------|----------------------|
| ALL FUNCTIONS | | | | |
| Article I – General Government | \$866.1 | \$605.1 | (\$261.0) | (30.1%) |
| Article II – Health and Human Services | \$501.3 | \$539.6 | \$38.3 | 7.6% |
| Article III – Agencies of Education | \$2,859.2 | \$2,820.3 | (\$38.9) | (1.4%) |
| <i>Public Education</i> | \$0.0 | \$2.6 | \$2.6 | N/A |
| <i>Higher Education</i> | \$2,859.2 | \$2,817.7 | (\$41.5) | (1.5%) |
| Article IV – Judiciary | \$197.9 | \$196.8 | (\$1.1) | (0.6%) |
| Article V – Public Safety and Criminal Justice | \$54.1 | \$137.2 | \$83.1 | 153.8% |
| Article VI – Natural Resources | \$1,238.0 | \$1,377.2 | \$139.2 | 11.2% |
| Article VII – Business and Economic Development | \$677.4 | \$688.7 | \$11.3 | 1.7% |
| Article VIII – Regulatory | \$355.8 | \$378.7 | \$22.9 | 6.4% |
| Article IX – General Provisions | \$0.0 | \$0.0 | \$0.0 | N/A |
| Article X – Legislature | \$0.0 | \$0.0 | \$0.0 | N/A |
| Total, All Articles | \$6,749.8 | \$6,743.6 | (\$6.2) | (0.1%) |

NOTES:

- (1) Fiscal year 2022 and 2023 amounts do not include items adopted in House Committee Substitute for Senate Bill 30, which would reduce the biennial and percentage changes referenced above. The 2024–25 biennial amounts in House Bill 1 (HB1) as Engrossed are within the required spending limits.
- (2) Biennial change and percentage change are calculated on actual amounts before rounding. Therefore, totals may not sum due to rounding.

SOURCE: Legislative Budget Board.

FIGURE 7
FUNDING BY ARTICLE, GENERAL REVENUE FUNDS AND GENERAL REVENUE–DEDICATED FUNDS



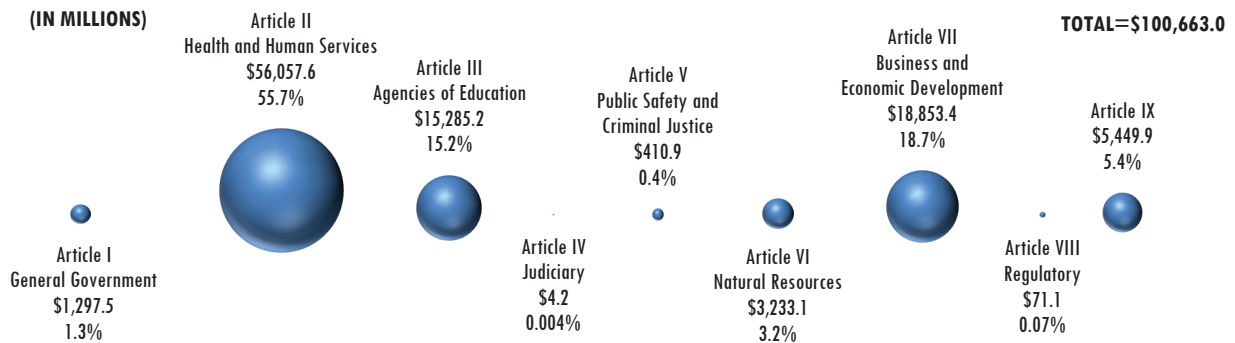
NOTE: Object size is proportional to the percentage of General Revenue Funds and General Revenue–Dedicated Funds appropriation for all articles.
 SOURCE: Legislative Budget Board.

FIGURE 8
FUNDING BY ARTICLE, GENERAL REVENUE FUNDS AND GENERAL REVENUE–DEDICATED FUNDS

| (IN MILLIONS) | HB1 | | | |
|---|----------------------------|----------------------|-------------------|-------------------|
| | ESTIMATED/BUDGETED 2022–23 | AS ENGROSSED 2024–25 | BIENNIAL CHANGE | PERCENTAGE CHANGE |
| ALL FUNCTIONS | | | | |
| Article I – General Government | \$8,743.7 | \$7,738.2 | (\$1,005.5) | (11.5%) |
| Article II – Health and Human Services | \$38,013.1 | \$44,134.3 | \$6,121.2 | 16.1% |
| Article III – Agencies of Education | \$60,533.9 | \$66,821.8 | \$6,287.9 | 10.4% |
| <i>Public Education</i> | \$40,490.0 | \$44,306.5 | \$3,816.5 | 9.4% |
| <i>Higher Education</i> | \$20,044.0 | \$22,515.3 | \$2,471.3 | 12.3% |
| Article IV – Judiciary | \$795.6 | \$1,028.8 | \$233.2 | 29.3% |
| Article V – Public Safety and Criminal Justice | \$11,941.8 | \$18,452.5 | \$6,510.7 | 54.5% |
| Article VI – Natural Resources | \$2,617.4 | \$4,148.8 | \$1,531.4 | 58.5% |
| Article VII – Business and Economic Development | \$1,185.5 | \$1,757.1 | \$571.6 | 48.2% |
| Article VIII – Regulatory | \$665.3 | \$811.9 | \$146.6 | 22.0% |
| Article IX – General Provisions | \$0.0 | (\$1,679.9) | (\$1,679.9) | N/A |
| Article X – Legislature | \$433.4 | \$475.2 | \$41.8 | 9.6% |
| Total, All Articles | \$124,929.8 | \$143,688.6 | \$18,758.8 | 15.0% |

NOTES:
 (1) Fiscal year 2022 and 2023 amounts do not include items adopted in House Committee Substitute for Senate Bill 30, which would reduce the biennial and percentage changes referenced above. The 2024–25 biennial amounts in House Bill 1 (HB1) as Engrossed are within the required spending limits.
 (2) Biennial change and percentage change are calculated on actual amounts before rounding. Therefore, totals may not sum due to rounding.
 SOURCE: Legislative Budget Board.

**FIGURE 9
FUNDING BY ARTICLE, FEDERAL FUNDS**



NOTE: Object size is proportional to the percentage of Federal Funds appropriation for all articles.
SOURCE: Legislative Budget Board.

**FIGURE 10
FUNDING BY ARTICLE, FEDERAL FUNDS**


| (IN MILLIONS) | ESTIMATED/BUDGETED 2022–23 | HB1 AS ENGROSSED 2024–25 | BIENNIAL CHANGE | PERCENTAGE CHANGE |
|---|-------------------------------|--------------------------------|---------------------|----------------------|
| ALL FUNCTIONS | | | | |
| Article I – General Government | \$2,727.0 | \$1,297.5 | (\$1,429.5) | (52.4%) |
| Article II – Health and Human Services | \$69,491.4 | \$56,057.6 | (\$13,433.8) | (19.3%) |
| Article III – Agencies of Education | \$20,808.8 | \$15,285.2 | (\$5,523.6) | (26.5%) |
| <i>Public Education</i> | \$13,461.1 | \$12,517.4 | (\$943.7) | (7.0%) |
| <i>Higher Education</i> | \$7,347.6 | \$2,767.8 | (\$4,579.8) | (62.3%) |
| Article IV – The Judiciary | \$14.9 | \$4.2 | (\$10.6) | (71.6%) |
| Article V – Public Safety and Criminal Justice | \$1,474.7 | \$410.9 | (\$1,063.8) | (72.1%) |
| Article VI – Natural Resources | \$7,787.0 | \$3,233.1 | (\$4,553.9) | (58.5%) |
| Article VII – Business and Economic Development | \$22,360.1 | \$18,853.4 | (\$3,506.7) | (15.7%) |
| Article VIII – Regulatory | \$68.6 | \$71.1 | \$2.5 | 3.7% |
| Article IX – General Provisions | \$0.0 | \$5,449.9 | \$5,449.9 | N/A |
| Article X – The Legislature | \$0.0 | \$0.0 | \$0.0 | N/A |
| Total, All Articles | \$124,732.4 | \$100,663.0 | (\$24,069.4) | (19.3%) |

NOTES:

- (1) Fiscal year 2022 and 2023 amounts do not include items adopted in House Committee Substitute for Senate Bill 30, which would reduce the biennial and percentage changes referenced above. The 2024–25 biennial amounts in House Bill 1 (HB1) as Engrossed are within the required spending limits.
- (2) Biennial change and percentage change are calculated on actual amounts before rounding. Therefore, totals may not sum due to rounding.

SOURCE: Legislative Budget Board.

**FIGURE 11
FUNDING BY ARTICLE, OTHER FUNDS**



NOTE: Object size is proportional to the percentage of Other Funds appropriation for all articles.
SOURCE: Legislative Budget Board.

**FIGURE 12
FUNDING BY ARTICLE, OTHER FUNDS**


| (IN MILLIONS) | ESTIMATED/BUDGETED 2022-23 | HB1 | BIENNIAL CHANGE | PERCENTAGE CHANGE |
|---|-------------------------------|-------------------------|--------------------|----------------------|
| | | AS ENGROSSED 2024-25 | | |
| ALL FUNCTIONS | | | | |
| Article I – General Government | \$2,085.6 | \$1,179.1 | (\$906.5) | (43.5%) |
| Article II – Health and Human Services | \$1,436.7 | \$1,335.5 | (\$101.2) | (7.0%) |
| Article III – Agencies of Education | \$20,388.9 | \$29,732.1 | \$9,343.2 | 45.8% |
| <i>Public Education</i> | \$17,068.7 | \$26,077.6 | \$9,008.9 | 52.8% |
| <i>Higher Education</i> | \$3,320.2 | \$3,654.5 | \$334.3 | 10.1% |
| Article IV – Judiciary | \$182.0 | \$179.3 | (\$2.8) | (1.5%) |
| Article V – Public Safety and Criminal Justice | \$219.7 | \$146.8 | (\$72.8) | (33.2%) |
| Article VI – Natural Resources | \$836.3 | \$769.6 | (\$66.6) | (8.0%) |
| Article VII – Business and Economic Development | \$22,278.4 | \$24,996.4 | \$2,718.0 | 12.2% |
| Article VIII – Regulatory | \$94.9 | \$43.7 | (\$51.2) | (53.9%) |
| Article IX – General Provisions | \$0.0 | \$0.0 | \$0.0 | N/A |
| Article X – Legislature | \$0.1 | \$0.2 | \$0.2 | 294.9% |
| Total, All Articles | \$47,522.4 | \$58,382.8 | \$10,860.3 | 22.9% |

NOTES:

- (1) Fiscal year 2022 and 2023 amounts do not include items adopted in House Committee Substitute for Senate Bill 30, which would reduce the biennial and percentage changes referenced above. The 2024-25 biennial amounts in House Bill 1 (HB1) as Engrossed are within the required spending limits.
- (2) Excludes Interagency Contracts.
- (3) Biennial change and percentage change are calculated on actual amounts before rounding. Therefore, totals may not sum due to rounding.

SOURCE: Legislative Budget Board.

FIGURE 13
FUNDING BY ARTICLE, GENERAL REVENUE FUNDS, GENERAL REVENUE–DEDICATED FUNDS, AND OTHER FUNDS



NOTE: Object size is proportional to the percentage of General Revenue Funds, General Revenue–Dedicated Funds, and Other Funds appropriation for all articles.
 SOURCE: Legislative Budget Board.

FIGURE 14
FUNDING BY ARTICLES, GENERAL REVENUE FUNDS, GENERAL REVENUE–DEDICATED FUNDS, AND OTHER FUNDS

| (IN MILLIONS) | ESTIMATED/BUDGETED 2022–23 | HB1 | | PERCENTAGE CHANGE |
|---|-------------------------------|-------------------------|--------------------|----------------------|
| | | AS ENGROSSED 2024–25 | BIENNIAL CHANGE | |
| ALL FUNCTIONS | | | | |
| Article I – General Government | \$10,829.2 | \$8,917.3 | (\$1,912.0) | (17.7%) |
| Article II – Health and Human Services | \$39,449.8 | \$45,469.8 | \$6,020.0 | 15.3% |
| Article III – Agencies of Education | \$80,922.8 | \$96,553.9 | \$15,631.1 | 19.3% |
| <i>Public Education</i> | \$57,558.6 | \$70,384.1 | \$12,825.5 | 22.3% |
| <i>Higher Education</i> | \$23,364.2 | \$26,169.8 | \$2,805.6 | 12.0% |
| Article IV – Judiciary | \$977.6 | \$1,208.1 | \$230.4 | 23.6% |
| Article V – Public Safety and Criminal Justice | \$12,161.5 | \$18,599.3 | \$6,437.9 | 52.9% |
| Article VI – Natural Resources | \$3,453.7 | \$4,918.5 | \$1,464.8 | 42.4% |
| Article VII – Business and Economic Development | \$23,463.9 | \$26,753.5 | \$3,289.6 | 14.0% |
| Article VIII – Regulatory | \$760.2 | \$855.6 | \$95.4 | 12.6% |
| Article IX – General Provisions | \$0.0 | (\$1,679.9) | (\$1,679.9) | N/A |
| Article X – Legislature | \$433.5 | \$475.4 | \$41.9 | 9.7% |
| Total, All Articles | \$172,452.3 | \$202,071.4 | \$29,619.2 | 17.2% |

NOTES:

- (1) Fiscal year 2022 and 2023 amounts do not include items adopted in House Committee Substitute for Senate Bill 30, which would reduce the biennial and percentage changes referenced above. The 2024–25 biennial amounts in House Bill 1 (HB1) as Engrossed are within the required spending limits.
- (2) Excludes Interagency Contracts.
- (3) Biennial change and percentage change are calculated on actual amounts before rounding. Therefore, totals may not sum due to rounding.

SOURCE: Legislative Budget Board.

GENERAL APPROPRIATIONS BILL COMPARISONS

**FIGURE 15
ALL FUNDS**

| FUNCTION | ESTIMATED/ BUDGETED 2022-23 (1) | HOUSE BILL 1 AS INTRODUCED 2024-25 | | COMPARISON OF HB1 AS INTRODUCED TO ESTIMATED/BUDGETED | | HOUSE BILL 1 AS ENGROSSED 2024-25 | | COMPARISON OF HB1 AS ENGROSSED TO ESTIMATED/BUDGETED | | COMPARISON OF HB1 AS ENGROSSED TO HB1 AS INTRODUCED | |
|---|---------------------------------------|--|--------------------|---|--------------------|---|-------------|--|--------------|---|-------------|
| | | INTRODUCED 2024-25 | CHANGE | % CHANGE | \$ CHANGE | ENGROSSED 2024-25 | CHANGE | % CHANGE | \$ CHANGE | CHANGE | % CHANGE |
| Article I – General Government | \$13,556.2 | \$10,064.3 | (\$3,491.9) | (25.8%) | \$10,214.8 | (\$3,341.4) | (24.6%) | \$150.5 | 1.5% | | |
| Article II – Health and Human Services | \$108,941.2 | \$97,364.3 | (\$11,576.9) | (10.6%) | \$101,527.4 | (\$7,413.8) | (6.8%) | \$4,163.1 | 4.3% | | |
| Article III – Agencies of Education | \$101,731.6 | \$109,529.3 | \$7,797.7 | 7.7% | \$111,839.1 | \$10,107.5 | 9.9% | \$2,309.8 | 2.1% | | |
| <i>Public Education</i> | \$71,019.7 | \$79,303.4 | \$8,283.7 | 11.7% | \$82,901.5 | \$11,881.7 | 16.7% | \$3,598.0 | 4.5% | | |
| <i>Higher Education</i> | \$30,711.9 | \$30,225.9 | (\$486.0) | (1.6%) | \$28,937.6 | (\$1,774.2) | (5.8%) | (\$1,288.2) | (4.3%) | | |
| Article IV – Judiciary | \$992.5 | \$1,105.2 | \$112.7 | 11.4% | \$1,212.3 | \$219.8 | 22.1% | \$107.1 | 9.7% | | |
| Article V – Public Safety and Criminal Justice | \$13,636.2 | \$18,014.8 | \$4,378.6 | 32.1% | \$19,010.3 | \$5,374.1 | 39.4% | \$995.4 | 5.5% | | |
| Article VI – Natural Resources | \$11,240.7 | \$7,070.1 | (\$4,170.6) | (37.1%) | \$8,151.6 | (\$3,089.2) | (27.5%) | \$1,081.5 | 15.3% | | |
| Article VII – Business and Economic Development | \$45,824.0 | \$43,913.1 | (\$1,911.0) | (4.2%) | \$45,606.9 | (\$217.1) | (0.5%) | \$1,693.8 | 3.9% | | |
| Article VIII – Regulatory | \$828.8 | \$813.1 | (\$15.6) | (1.9%) | \$926.7 | \$98.0 | 11.8% | \$113.6 | 14.0% | | |
| Article IX – General Provisions | \$0.0 | \$350.0 | \$350.0 | N/A | \$3,770.0 | \$3,770.0 | N/A | \$3,420.0 | 977.1% | | |
| Article X – Legislature | \$433.5 | \$470.9 | \$37.4 | 8.6% | \$475.4 | \$41.9 | 9.7% | \$4.5 | 1.0% | | |
| Total, All Functions | \$297,184.7 | \$288,695.1 | (\$8,489.5) | (2.9%) | \$302,734.4 | \$5,549.8 | 1.9% | \$14,039.3 | 4.9% | | |

NOTES:

- (1) Fiscal year 2022 and 2023 amounts do not include items adopted in House Committee Substitute for Senate Bill 30, which would reduce the biennial and percentage changes referenced above. The 2024-25 biennial amounts in House Bill 1 (HB1) as Engrossed are within the required spending limits.
- (2) Excludes interagency contracts.

SOURCE: Legislative Budget Board.

**FIGURE 16
GENERAL REVENUE FUNDS**

| FUNCTION | ESTIMATED/ BUDGETED 2022-23 (1) | HOUSE BILL 1 AS INTRODUCED 2024-25 | | COMPARISON OF HB1 AS INTRODUCED TO ESTIMATED/BUDGETED | | HOUSE BILL 1 AS ENGROSSED 2024-25 | | COMPARISON OF HB1 AS ENGROSSED TO ESTIMATED/BUDGETED | | COMPARISON OF HB1 AS ENGROSSED TO HB1 AS INTRODUCED | |
|---|---------------------------------------|---|--------------|---|--------------|--|--------------|--|--------------|---|-------------|
| | | \$ | % | \$ | % | \$ | % | \$ | % | \$ | % |
| Article I – General Government | \$7,877.6 | \$7,171.9 | (9.0%) | \$705.7 | (9.0%) | \$7,133.1 | (9.5%) | \$744.5 | (9.5%) | (\$38.8) | (0.5%) |
| Article II – Health and Human Services | \$37,511.9 | \$40,997.5 | 9.3% | \$3,485.6 | 9.3% | \$43,594.7 | 16.2% | \$6,082.8 | 16.2% | \$2,597.2 | 6.3% |
| Article III – Agencies of Education | \$57,674.7 | \$59,412.5 | 3.0% | \$1,737.8 | 3.0% | \$64,001.4 | 11.0% | \$6,326.8 | 11.0% | \$4,589.0 | 7.7% |
| <i>Public Education</i> | \$40,490.0 | \$38,420.7 | (5.1%) | (\$2,069.2) | (5.1%) | \$44,303.9 | 9.4% | \$3,813.9 | 9.4% | \$5,883.2 | 15.3% |
| <i>Higher Education</i> | \$17,184.7 | \$20,991.8 | 22.2% | \$3,807.0 | 22.2% | \$19,697.6 | 14.6% | \$2,512.8 | 14.6% | (\$1,294.2) | (6.2%) |
| Article IV – Judiciary | \$597.7 | \$743.6 | 24.4% | \$145.9 | 24.4% | \$832.0 | 39.2% | \$234.3 | 39.2% | \$88.4 | 11.9% |
| Article V – Public Safety and Criminal Justice | \$11,887.7 | \$17,432.1 | 46.6% | \$5,544.4 | 46.6% | \$18,315.3 | 54.1% | \$6,427.6 | 54.1% | \$883.2 | 5.1% |
| Article VI – Natural Resources | \$1,379.4 | \$2,104.7 | 52.6% | \$725.3 | 52.6% | \$2,771.6 | 100.9% | \$1,392.2 | 100.9% | \$666.9 | 31.7% |
| Article VII – Business and Economic Development | \$508.1 | \$1,113.1 | 119.1% | \$605.0 | 119.1% | \$1,068.4 | 110.3% | \$560.3 | 110.3% | (\$44.7) | (4.0%) |
| Article VIII – Regulatory | \$309.5 | \$331.9 | 7.2% | \$22.3 | 7.2% | \$433.2 | 40.0% | \$123.7 | 40.0% | \$101.4 | 30.5% |
| Article IX – General Provisions | \$0.0 | \$350.0 | N/A | \$350.0 | N/A | (\$1,679.9) | N/A | (\$1,679.9) | N/A | (\$2,029.9) | (580.0%) |
| Article X – Legislature | \$433.4 | \$470.7 | 8.6% | \$37.3 | 8.6% | \$475.2 | 9.6% | \$41.8 | 9.6% | \$4.5 | 1.0% |
| Total, All Functions | \$118,180.0 | \$130,127.9 | 10.1% | \$11,947.9 | 10.1% | \$136,945.0 | 15.9% | \$18,765.0 | 15.9% | \$6,817.1 | 5.2% |

NOTE: (1) Fiscal year 2022 and 2023 amounts do not include items adopted in House Committee Substitute for Senate Bill 30, which would reduce the biennial and percentage changes referenced above. The 2024-25 biennial amounts in House Bill 1 (HB1) as Engrossed are within the required spending limits.
SOURCE: Legislative Budget Board.

**FIGURE 17
GENERAL REVENUE–DEDICATED FUNDS**

| FUNCTION | ESTIMATED/ BUDGETED 2022–23 (1) | HOUSE BILL 1 AS INTRODUCED 2024–25 | | COMPARISON OF HBI AS INTRODUCED TO ESTIMATED/BUDGETED | | HOUSE BILL 1 AS ENGROSSED 2024–25 | | COMPARISON OF HBI AS ENGROSSED TO ESTIMATED/BUDGETED | | COMPARISON OF HBI AS ENGROSSED TO HBI AS INTRODUCED | |
|---|---------------------------------------|---|---------------|---|---------------|--|-------------|--|---|---|---|
| | | \$ | % | \$ | % | \$ | % | \$ | % | \$ | % |
| Article I – General Government | \$866.1 | \$473.2 | (45.4%) | \$605.1 | (30.1%) | \$131.8 | 27.9% | | | | |
| Article II – Health and Human Services | \$501.3 | \$511.2 | 2.0% | \$539.6 | 7.6% | \$28.4 | 5.5% | | | | |
| Article III – Agencies of Education | \$2,859.2 | \$2,811.8 | (1.7%) | \$2,820.3 | (1.4%) | \$8.6 | 0.3% | | | | |
| <i>Public Education</i> | \$0.0 | \$0.0 | N/A | \$2.6 | N/A | \$2.6 | N/A | | | | |
| <i>Higher Education</i> | \$2,859.2 | \$2,811.8 | (1.7%) | \$2,817.7 | (1.5%) | \$6.0 | 0.2% | | | | |
| Article IV – Judiciary | \$197.9 | \$178.1 | (10.0%) | \$196.8 | (0.6%) | \$18.7 | 10.5% | | | | |
| Article V – Public Safety and Criminal Justice | \$54.1 | \$31.6 | (41.5%) | \$137.2 | 153.8% | \$105.6 | 333.9% | | | | |
| Article VI – Natural Resources | \$1,238.0 | \$1,252.7 | 1.2% | \$1,377.2 | 11.2% | \$124.6 | 9.9% | | | | |
| Article VII – Business and Economic Development | \$677.4 | \$673.6 | (0.6%) | \$688.7 | 1.7% | \$15.1 | 2.2% | | | | |
| Article VIII – Regulatory | \$355.8 | \$365.2 | 2.6% | \$378.7 | 6.4% | \$13.5 | 3.7% | | | | |
| Article IX – General Provisions | \$0.0 | \$0.0 | N/A | \$0.0 | N/A | \$0.0 | N/A | | | | |
| Article X – Legislature | \$0.0 | \$0.0 | N/A | \$0.0 | N/A | \$0.0 | N/A | | | | |
| Total, All Functions | \$6,749.8 | \$6,297.4 | (6.7%) | \$6,743.6 | (0.1%) | \$446.2 | 7.1% | | | | |

NOTE: (1) Fiscal year 2022 and 2023 amounts do not include items adopted in House Committee Substitute for Senate Bill 30, which would reduce the biennial and percentage changes referenced above. The 2024–25 biennial amounts in House Bill 1 (HB1) as Engrossed are within the required spending limits.

SOURCE: Legislative Budget Board.

**FIGURE 18
GENERAL REVENUE FUNDS AND GENERAL REVENUE-DEDICATED FUNDS**

| FUNCTION | ESTIMATED/ BUDGETED 2022-23 (1) | | HOUSE BILL 1 AS INTRODUCED 2024-25 | | COMPARISON OF HBI AS INTRODUCED TO ESTIMATED/BUDGETED | | HOUSE BILL 1 AS ENGROSSED 2024-25 | | COMPARISON OF HBI AS ENGROSSED TO ESTIMATED/BUDGETED | | COMPARISON OF HBI AS ENGROSSED TO HBI AS INTRODUCED | |
|---|---------------------------------------|--------|---|-------------|---|--------------|--|------------------|--|--------|---|--------|
| | \$ | % | \$ | % | \$ | % | \$ | % | \$ | % | \$ | % |
| | CHANGE | CHANGE | CHANGE | CHANGE | CHANGE | CHANGE | CHANGE | CHANGE | CHANGE | CHANGE | CHANGE | CHANGE |
| Article I – General Government | \$8,743.7 | | \$7,645.2 | (12.6%) | \$7,738.2 | (11.5%) | (\$1,005.5) | \$93.0 | 1.2% | | | |
| Article II – Health and Human Services | \$38,013.1 | | \$41,508.7 | 9.2% | \$44,134.3 | 16.1% | \$6,121.2 | \$2,625.6 | 6.3% | | | |
| Article III – Agencies of Education | \$60,533.9 | | \$62,224.3 | 2.8% | \$66,821.8 | 10.4% | \$6,287.9 | \$4,597.5 | 7.4% | | | |
| <i>Public Education</i> | \$40,490.0 | | \$38,420.7 | (5.1%) | \$44,306.5 | 9.4% | \$3,816.5 | \$5,885.8 | 15.3% | | | |
| <i>Higher Education</i> | \$20,044.0 | | \$23,803.5 | 18.8% | \$22,515.3 | 12.3% | \$2,471.3 | (\$1,288.2) | (5.4%) | | | |
| Article IV – Judiciary | \$795.6 | | \$921.7 | 15.8% | \$1,028.8 | 29.3% | \$233.2 | \$107.1 | 11.6% | | | |
| Article V – Public Safety and Criminal Justice | \$11,941.8 | | \$17,463.7 | 46.2% | \$18,452.5 | 54.5% | \$6,510.7 | \$988.7 | 5.7% | | | |
| Article VI – Natural Resources | \$2,617.4 | | \$3,357.3 | 28.3% | \$4,148.8 | 58.5% | \$1,531.4 | \$791.5 | 23.6% | | | |
| Article VII – Business and Economic Development | \$1,185.5 | | \$1,786.7 | 50.7% | \$1,757.1 | 48.2% | \$571.6 | (\$29.6) | (1.7%) | | | |
| Article VIII – Regulatory | \$665.3 | | \$697.1 | 4.8% | \$811.9 | 22.0% | \$146.6 | \$114.8 | 16.5% | | | |
| Article IX – General Provisions | \$0.0 | | \$350.0 | N/A | (\$1,679.9) | N/A | (\$1,679.9) | (\$2,029.9) | (580.0%) | | | |
| Article X – Legislature | \$433.4 | | \$470.7 | 8.6% | \$475.2 | 9.6% | \$41.8 | \$4.5 | 1.0% | | | |
| Total, All Functions | \$124,929.8 | | \$136,425.3 | 9.2% | \$143,688.6 | 15.0% | \$18,758.8 | \$7,263.3 | 5.3% | | | |

NOTE: (1) Fiscal year 2022 and 2023 amounts do not include items adopted in House Committee Substitute for Senate Bill 30, which would reduce the biennial and percentage changes referenced above. The 2024-25 biennial amounts in House Bill 1 (HB1) as Engrossed are within the required spending limits.
SOURCE: Legislative Budget Board.

**FIGURE 19
FEDERAL FUNDS**

| FUNCTION | ESTIMATED/ BUDGETED 2022-23 (1) | HOUSE BILL 1 AS INTRODUCED 2024-25 | | COMPARISON OF HBI AS INTRODUCED TO ESTIMATED/BUDGETED | | HOUSE BILL 1 AS ENGROSSED 2024-25 | | COMPARISON OF HBI AS ENGROSSED TO ESTIMATED/BUDGETED | | COMPARISON OF HBI AS ENGROSSED TO HBI AS INTRODUCED | |
|---|---------------------------------------|---|----------------|---|---------------------|--|------------------|--|---|---|---|
| | | \$ | % | \$ | % | \$ | % | \$ | % | \$ | % |
| Article I – General Government | \$2,727.0 | \$1,248.4 | (54.2%) | \$1,297.5 | (\$1,429.5) | (52.4%) | \$49.1 | 3.9% | | | |
| Article II – Health and Human Services | \$69,491.4 | \$54,595.1 | (21.4%) | \$56,057.6 | (\$13,433.8) | (19.3%) | \$1,462.5 | 2.7% | | | |
| Article III – Agencies of Education | \$20,808.8 | \$15,285.2 | (26.5%) | \$15,285.2 | (\$5,523.6) | (26.5%) | \$0.0 | 0.0% | | | |
| <i>Public Education</i> | \$13,461.1 | \$12,517.4 | (7.0%) | \$12,517.4 | (\$943.7) | (7.0%) | \$0.0 | 0.0% | | | |
| <i>Higher Education</i> | \$7,347.6 | \$2,767.8 | (62.3%) | \$2,767.8 | (\$4,579.8) | (62.3%) | \$0.0 | 0.0% | | | |
| Article IV – Judiciary | \$14.9 | \$4.2 | (71.6%) | \$4.2 | (\$10.6) | (71.6%) | \$0.0 | 0.0% | | | |
| Article V – Public Safety and Criminal Justice | \$1,474.7 | \$404.3 | (72.6%) | \$410.9 | (\$1,063.8) | (72.1%) | \$6.7 | 1.6% | | | |
| Article VI – Natural Resources | \$7,787.0 | \$3,232.0 | (58.5%) | \$3,233.1 | (\$4,553.9) | (58.5%) | \$1.1 | 0.0% | | | |
| Article VII – Business and Economic Development | \$22,360.1 | \$18,864.9 | (15.6%) | \$18,853.4 | (\$3,506.7) | (15.7%) | (\$11.5) | (0.1%) | | | |
| Article VIII – Regulatory | \$68.6 | \$71.1 | 3.7% | \$71.1 | \$2.5 | 3.7% | \$0.0 | 0.0% | | | |
| Article IX – General Provisions | \$0.0 | \$0.0 | N/A | \$5,449.9 | \$5,449.9 | N/A | \$5,449.9 | N/A | | | |
| Article X – Legislature | \$0.0 | \$0.0 | N/A | \$0.0 | \$0.0 | N/A | \$0.0 | N/A | | | |
| Total, All Functions | \$124,732.4 | \$93,705.3 | (24.9%) | \$100,663.0 | (\$24,069.4) | (19.3%) | \$6,957.7 | 7.4% | | | |

NOTE: (1) Fiscal year 2022 and 2023 amounts do not include items adopted in House Committee Substitute for Senate Bill 30, which would reduce the biennial and percentage changes referenced above. The 2024-25 biennial amounts in House Bill 1 (HB1) as Engrossed are within the required spending limits.

SOURCE: Legislative Budget Board.

**FIGURE 20
OTHER FUNDS**

| FUNCTION | ESTIMATED/ BUDGETED 2022-23 (1) | HOUSE BILL 1 AS INTRODUCED 2024-25 | | COMPARISON OF HBI AS INTRODUCED TO ESTIMATED/BUDGETED | | HOUSE BILL 1 AS ENGROSSED 2024-25 | | COMPARISON OF HBI AS ENGROSSED TO ESTIMATED/BUDGETED | | COMPARISON OF HBI AS ENGROSSED TO HBI AS INTRODUCED | |
|---|---------------------------------------|---|--------------|---|--------------|--|---------------|--|--------------|---|---------------|
| | | \$ | % | \$ | % | \$ | % | \$ | % | \$ | % |
| Article I – General Government | \$2,085.6 | \$1,170.7 | (43.9%) | \$1,179.1 | (43.5%) | \$8.4 | 0.7% | (\$906.5) | (43.5%) | \$8.4 | 0.7% |
| Article II – Health and Human Services | \$1,436.7 | \$1,260.5 | (12.3%) | \$1,335.5 | (7.0%) | \$75.0 | 5.9% | (\$101.2) | (7.0%) | \$75.0 | 5.9% |
| Article III – Agencies of Education | \$20,388.9 | \$32,019.8 | 57.0% | \$29,732.1 | 45.8% | (\$2,287.8) | (7.1%) | \$9,343.2 | 45.8% | (\$2,287.8) | (7.1%) |
| <i>Public Education</i> | \$17,068.7 | \$28,365.3 | 66.2% | \$26,077.6 | 52.8% | (\$2,287.8) | (8.1%) | \$9,008.9 | 52.8% | (\$2,287.8) | (8.1%) |
| <i>Higher Education</i> | \$3,320.2 | \$3,654.5 | 10.1% | \$3,654.5 | 10.1% | \$0.0 | 0.0% | \$334.3 | 10.1% | \$0.0 | 0.0% |
| Article IV – Judiciary | \$182.0 | \$179.3 | (1.5%) | \$179.3 | (1.5%) | \$0.0 | 0.0% | (\$2.8) | (1.5%) | \$0.0 | 0.0% |
| Article V – Public Safety and Criminal Justice | \$219.7 | \$146.8 | (33.2%) | \$146.8 | (33.2%) | \$0.0 | 0.0% | (\$72.8) | (33.2%) | \$0.0 | 0.0% |
| Article VI – Natural Resources | \$836.3 | \$480.8 | (42.5%) | \$769.6 | (8.0%) | \$288.9 | 60.1% | (\$66.6) | (8.0%) | \$288.9 | 60.1% |
| Article VII – Business and Economic Development | \$22,278.4 | \$23,261.5 | 4.4% | \$24,996.4 | 12.2% | \$1,734.9 | 7.5% | \$2,718.0 | 12.2% | \$1,734.9 | 7.5% |
| Article VIII – Regulatory | \$94.9 | \$44.9 | (52.6%) | \$43.7 | (53.9%) | (\$1.2) | (2.7%) | (\$51.2) | (53.9%) | (\$1.2) | (2.7%) |
| Article IX – General Provisions | \$0.0 | \$0.0 | N/A | \$0.0 | N/A | \$0.0 | N/A | \$0.0 | N/A | \$0.0 | N/A |
| Article X – Legislature | \$0.1 | \$0.2 | 294.9% | \$0.2 | 294.9% | \$0.2 | 0.0% | \$0.2 | 294.9% | \$0.0 | 0.0% |
| Total, All Functions | \$47,522.4 | \$58,564.5 | 23.2% | \$58,382.8 | 22.9% | (\$181.8) | (0.3%) | \$10,860.3 | 22.9% | (\$181.8) | (0.3%) |

NOTES:

- (1) Fiscal year 2022 and 2023 amounts do not include items adopted in House Committee Substitute for Senate Bill 30, which would reduce the biennial and percentage changes referenced above. The 2024-25 biennial amounts in House Bill 1 (HB1) as Engrossed are within the required spending limits.
- (2) Excludes Interagency Contracts.

SOURCE: Legislative Budget Board.

**FIGURE 21
GENERAL REVENUE FUNDS, GENERAL REVENUE-DEDICATED FUNDS, AND OTHER FUNDS
(IN MILLIONS)**

| FUNCTION | ESTIMATED/ BUDGETED 2022-23 (1) | HOUSE BILL 1 AS INTRODUCED 2024-25 | | COMPARISON OF HB1 AS INTRODUCED TO ESTIMATED/BUDGETED | | HOUSE BILL 1 AS ENGROSSED 2024-25 | | COMPARISON OF HB1 AS ENGROSSED TO ESTIMATED/BUDGETED | | COMPARISON OF HB1 AS ENGROSSED TO HB1 AS INTRODUCED | |
|---|---------------------------------------|---|-------------------|---|--------------------|--|--------------|--|-------------|---|-------------|
| | | | \$ | % | \$ | % | \$ | % | \$ | % | \$ |
| | | CHANGE | CHANGE | CHANGE | CHANGE | CHANGE | CHANGE | CHANGE | CHANGE | CHANGE | CHANGE |
| Article I – General Government | \$10,829.2 | \$8,815.9 | (\$2,013.4) | (18.6%) | \$8,917.3 | (\$1,912.0) | (17.7%) | \$101.4 | 1.2% | \$101.4 | 1.2% |
| Article II – Health and Human Services | \$39,449.8 | \$42,769.3 | \$3,319.4 | 8.4% | \$45,469.8 | \$6,020.0 | 15.3% | \$2,700.6 | 6.3% | \$2,700.6 | 6.3% |
| Article III – Agencies of Education | \$80,922.8 | \$94,244.1 | \$13,321.3 | 16.5% | \$96,553.9 | \$15,631.1 | 19.3% | \$2,309.8 | 2.5% | \$2,309.8 | 2.5% |
| <i>Public Education</i> | \$57,558.6 | \$66,786.0 | \$9,227.4 | 16.0% | \$70,384.1 | \$12,825.5 | 22.3% | \$3,598.0 | 5.4% | \$3,598.0 | 5.4% |
| <i>Higher Education</i> | \$23,364.2 | \$27,458.0 | \$4,093.8 | 17.5% | \$26,169.8 | \$2,805.6 | 12.0% | (\$1,288.2) | (4.7%) | (\$1,288.2) | (4.7%) |
| Article IV – Judiciary | \$977.6 | \$1,100.9 | \$123.3 | 12.6% | \$1,208.1 | \$230.4 | 23.6% | \$107.1 | 9.7% | \$107.1 | 9.7% |
| Article V – Public Safety and Criminal Justice | \$12,161.5 | \$17,610.6 | \$5,449.1 | 44.8% | \$18,599.3 | \$6,437.9 | 52.9% | \$988.7 | 5.6% | \$988.7 | 5.6% |
| Article VI – Natural Resources | \$3,453.7 | \$3,838.1 | \$384.4 | 11.1% | \$4,918.5 | \$1,464.8 | 42.4% | \$1,080.4 | 28.1% | \$1,080.4 | 28.1% |
| Article VII – Business and Economic Development | \$23,463.9 | \$25,048.2 | \$1,584.2 | 6.8% | \$26,753.5 | \$3,289.6 | 14.0% | \$1,705.3 | 6.8% | \$1,705.3 | 6.8% |
| Article VIII – Regulatory | \$760.2 | \$742.0 | (\$18.2) | (2.4%) | \$855.6 | \$95.4 | 12.6% | \$113.6 | 15.3% | \$113.6 | 15.3% |
| Article IX – General Provisions | \$0.0 | \$350.0 | \$350.0 | N/A | (\$1,679.9) | (\$1,679.9) | N/A | (\$2,029.9) | (580.0%) | (\$2,029.9) | (580.0%) |
| Article X – Legislature | \$433.5 | \$470.9 | \$37.4 | 8.6% | \$475.4 | \$41.9 | 9.7% | \$4.5 | 1.0% | \$4.5 | 1.0% |
| Total, All Functions | \$172,452.3 | \$194,989.9 | \$22,537.6 | 13.1% | \$202,071.4 | \$29,619.2 | 17.2% | \$7,081.6 | 3.6% | \$7,081.6 | 3.6% |

NOTES:

- (1) Fiscal year 2022 and 2023 amounts do not include items adopted in House Committee Substitute for Senate Bill 30, which would reduce the biennial and percentage changes referenced above. The 2024-25 biennial amounts in House Bill 1 (HB1) as Engrossed are within the required spending limits.
- (2) Excludes Interagency Contracts.

SOURCE: Legislative Budget Board.