

**GENERAL APPROPRIATIONS ACT
FOR THE 2016-17 BIENNIUM**

**Eighty-fourth Texas Legislature
Regular Session, 2015**

Text of Conference Committee Report on House Bill No. 1
(and other bills affecting 2016-17 biennial appropriations)



Editor's Note: House Bill No. 1 Conference Committee Report (Eighty-fourth Legislature, Regular Session) appropriation figures have been adjusted in this publication to incorporate certain appropriation adjustments, including article-specific special provisions, and Article IX of HB 1 (Conference Committee Report), 84th Legislature, Regular Session; HB 6 and HB 7, 84th Legislature, Regular Session; other legislation enacted by the 84th Legislature which affects appropriations; non-substantive technical corrections and/or reconciling adjustments; and the Governor's vetoes. Conforming changes to agency riders and informational items have also been made. Complete copies of legislation affecting House Bill No. 1 can be found at www.capitol.state.tx.us.

CONFERENCE COMMITTEE REPORT FORM

Austin, Texas









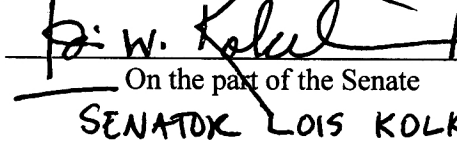
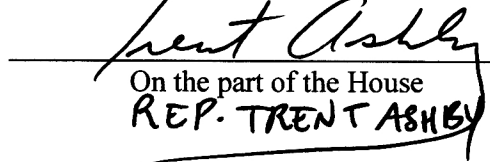
May 26, 2015
Date

Honorable Dan Patrick
President of the Senate

Honorable Joe Straus
Speaker of the House of Representatives

Sirs:

We, Your Conference Committee, appointed to adjust the differences between the Senate and the House of Representatives on HB1 have had the same under consideration, and beg to report it back with the recommendation that it do pass in the form and text hereto attached.

 _____ SENATOR JANE NELSON	 _____ REP. JOHN OTTO
 _____ SENATOR JUAN "CHULY" HIDALGO	 _____ REP. SYLVESTER TURNER
 _____ SENATOR CHARLES SCHWERTNER	 _____ REP. LARRY GONZALES
 _____ SENATOR JOHN HUFFMAN	 _____ REP. SKEAH DAVIS
 _____ On the part of the Senate SENATOR LOIS KOLKHORST	 _____ On the part of the House REP. TRENT ASHBY

Note to Conference Committee Clerk:

Please type the names of the members of the Conference Committee under the lines provided for signature. Those members desiring to sign the report should sign each of the six copies. Attach a copy of the Conference Committee Report and a Section by Section side by side comparison to each of the six reporting forms. The original and two copies are filed in house of origin of the bill, and three copies in the other house.

TABLE OF CONTENTS

RECAPITULATION - ALL ARTICLES	ix
--	----

ARTICLE I - GENERAL GOVERNMENT

Arts, Commission on the.....	I-1
Attorney General, Office of the	I-3
Bond Review Board.....	I-12
Cancer Prevention and Research Institute of Texas.....	I-14
Comptroller of Public Accounts	I-17
Fiscal Programs - Comptroller of Public Accounts	I-22
Informational Listing of Funds Appropriated to the Comptroller for Social Security BRP	I-28
Emergency Communications, Commission on State.....	I-29
Emergency Services Retirement System, Texas.....	I-32
Employees Retirement System	I-33
Ethics Commission, Texas.....	I-38
Facilities Commission.....	I-40
Finance Authority, Public	I-48
Governor, Office of the.....	I-53
Trusted Programs within the Office of the Governor.....	I-54
Historical Commission.....	I-63
Information Resources, Department of.....	I-69
Library & Archives Commission.....	I-75
Pension Review Board.....	I-79
Preservation Board.....	I-80
Risk Management, State Office of.....	I-83
Secretary of State	I-85
Veterans Commission	I-89
Retirement and Group Insurance	I-93
Social Security and Benefit Replacement Pay.....	I-94
Bond Debt Service Payments.....	I-95
Lease Payments.....	I-95
Recapitulation - Article I - General Revenue.....	I-96
Recapitulation - Article I - General Revenue - Dedicated	I-97
Recapitulation - Article I - Federal Funds	I-98
Recapitulation - Article I - Other Funds	I-99
Recapitulation - Article I - All Funds	I-100

ARTICLE II - HEALTH AND HUMAN SERVICES

Aging and Disability Services, Department of	II-1
Assistive and Rehabilitative Services, Department of.....	II-19
Family and Protective Services, Department of.....	II-30
State Health Services, Department of	II-48
Health and Human Services Commission.....	II-78
Retirement and Group Insurance	II-110
Social Security and Benefit Replacement Pay.....	II-110
Bond Debt Service Payments.....	II-111
Lease Payments.....	II-111
Special Provisions Relating to All Health and Human Services Agencies.....	II-112
Recapitulation - Article II - General Revenue	II-139
Recapitulation - Article II - General Revenue - Dedicated.....	II-140
Recapitulation - Article II - Federal Funds	II-141
Recapitulation - Article II - Other Funds	II-142
Recapitulation - Article II - All Funds.....	II-143

ARTICLE III - EDUCATION

Education Agency, Texas	III-1
Blind and Visually Impaired, School for the	III-22
Deaf, School for the	III-26
Special Provisions for the School for the Blind and Visually Impaired / School for the Deaf.....	III-29
Teacher Retirement System	III-30
Optional Retirement Program.....	III-34
Group Insurance Contributions, Higher Education Employees.....	III-36
Higher Education Coordinating Board	III-41
Higher Education Fund.....	III-59
The University of Texas System Administration.....	III-59
Available University Fund.....	III-61

TABLE OF CONTENTS
(Continued)

Available National Research University Fund.....	III-64
Permanent Fund Supporting Military and Veterans Exemptions	III-65
The University of Texas at Arlington	III-65
The University of Texas at Austin	III-68
The University of Texas at Dallas.....	III-72
The University of Texas at El Paso.....	III-75
The University of Texas at Rio Grande Valley.....	III-78
The University of Texas of the Permian Basin	III-81
The University of Texas at San Antonio.....	III-84
The University of Texas at Tyler	III-86
Texas A&M University System Administrative and General Offices.....	III-88
Texas A&M University.....	III-89
Texas A&M University at Galveston.....	III-92
Prairie View A&M University.....	III-94
Tarleton State University	III-96
Texas A&M University - Central Texas	III-99
Texas A&M University - Corpus Christi.....	III-101
Texas A&M University - Kingsville.....	III-104
Texas A&M University – San Antonio.....	III-106
Texas A&M International University	III-108
West Texas A&M University	III-110
Texas A&M University - Commerce.....	III-113
Texas A&M University - Texarkana	III-115
University of Houston System Administration.....	III-117
University of Houston.....	III-119
University of Houston - Clear Lake.....	III-121
University of Houston - Downtown.....	III-123
University of Houston - Victoria	III-125
Midwestern State University.....	III-127
University of North Texas System Administration.....	III-129
University of North Texas	III-131
University of North Texas at Dallas	III-133
Stephen F. Austin State University.....	III-135
Texas Southern University.....	III-137
Texas Tech University System Administration	III-140
Texas Tech University	III-141
Angelo State University.....	III-143
Texas Woman’s University.....	III-145
Texas State University System	III-148
Lamar University	III-149
Lamar Institute of Technology.....	III-151
Lamar State College - Orange.....	III-153
Lamar State College - Port Arthur	III-155
Sam Houston State University	III-157
Texas State University	III-159
Sul Ross State University.....	III-162
Sul Ross State University Rio Grande College.....	III-164
The University of Texas Southwestern Medical Center	III-166
The University of Texas Medical Branch at Galveston.....	III-169
The University of Texas Health Science Center at Houston.....	III-173
The University of Texas Health Science Center at San Antonio	III-177
The University of Texas M. D. Anderson Cancer Center.....	III-181
The University of Texas Health Center at Tyler.....	III-185
Texas A&M University System Health Science Center	III-188
University of North Texas Health Science Center at Fort Worth	III-193
Texas Tech University Health Sciences Center.....	III-197
Texas Tech University Health Sciences Center at El Paso	III-200
Public Community/Junior Colleges	III-204
Texas State Technical College System Administration.....	III-213
Texas State Technical College - Harlingen.....	III-216
Texas State Technical College - West Texas.....	III-217
Texas State Technical College - Marshall	III-219
Texas State Technical College - Waco	III-220
Special Provisions Relating Only to Components of Texas State Technical College	III-222
Texas A&M Agrilife Research	III-224
Texas A&M Agrilife Extension Service.....	III-227
Texas A&M Engineering Experiment Station	III-230
Texas A&M Transportation Institute.....	III-233
Texas A&M Engineering Extension Service.....	III-235
Texas A&M Forest Service	III-237
Texas A&M Veterinary Medical Diagnostic Laboratory	III-241

TABLE OF CONTENTS
(Continued)

Retirement and Group Insurance	III-243
Social Security and Benefit Replacement Pay	III-243
Bond Debt Service Payments.....	III-244
Lease Payments.....	III-244
Special Provisions Relating Only to State Agencies of Higher Education	III-245
Recapitulation - Article III - General Revenue	III-269
Recapitulation - Article III - General Revenue - Dedicated	III-271
Recapitulation - Article III - Federal Funds.....	III-273
Recapitulation - Article III - Other Funds.....	III-274
Recapitulation - Article III - All Funds.....	III-276

ARTICLE IV - THE JUDICIARY

Supreme Court of Texas	IV-1
Court of Criminal Appeals.....	IV-3
First Court of Appeals District, Houston	IV-7
Second Court of Appeals District, Fort Worth	IV-8
Third Court of Appeals District, Austin.....	IV-9
Fourth Court of Appeals District, San Antonio	IV-10
Fifth Court of Appeals District, Dallas	IV-11
Sixth Court of Appeals District, Texarkana.....	IV-12
Seventh Court of Appeals District, Amarillo.....	IV-13
Eighth Court of Appeals District, El Paso	IV-15
Ninth Court of Appeals District, Beaumont.....	IV-16
Tenth Court of Appeals District, Waco	IV-17
Eleventh Court of Appeals District, Eastland	IV-18
Twelfth Court of Appeals District, Tyler.....	IV-19
Thirteenth Court of Appeals District, Corpus Christi - Edinburg	IV-20
Fourteenth Court of Appeals District, Houston	IV-21
Office of Court Administration, Texas Judicial Council	IV-23
Office of Capital and Forensic Writs	IV-29
State Prosecuting Attorney, Office of the	IV-30
State Law Library	IV-31
Commission on Judicial Conduct, State	IV-33
Judiciary Section, Comptroller's Department.....	IV-34
Retirement and Group Insurance	IV-39
Social Security and Benefit Replacement Pay	IV-40
Lease Payments.....	IV-40
Special Provisions - Judiciary.....	IV-41
Recapitulation - Article IV - General Revenue.....	IV-42
Recapitulation - Article IV - General Revenue - Dedicated	IV-43
Recapitulation - Article IV - Federal Funds.....	IV-44
Recapitulation - Article IV - Other Funds	IV-45
Recapitulation - Article IV - All Funds	IV-46

ARTICLE V - PUBLIC SAFETY AND CRIMINAL JUSTICE

Alcoholic Beverage Commission.....	V-1
Criminal Justice, Department of	V-4
Fire Protection, Commission on.....	V-21
Jail Standards, Commission on	V-23
Juvenile Justice Department.....	V-25
Law Enforcement, Commission on.....	V-37
Military Department.....	V-39
Public Safety, Department of.....	V-45
Retirement and Group Insurance	V-61
Social Security and Benefit Replacement Pay	V-62
Bond Debt Service Payments.....	V-62
Lease Payments.....	V-63
Special Provisions Relating to Public Safety and Criminal Justice Agencies	V-63
Recapitulation - Article V - General Revenue	V-64
Recapitulation - Article V - General Revenue - Dedicated.....	V-65
Recapitulation - Article V - Federal Funds	V-66
Recapitulation - Article V - Other Funds.....	V-67
Recapitulation - Article V - All Funds.....	V-68

ARTICLE VI - NATURAL RESOURCES

Agriculture, Department of.....	VI-1
Animal Health Commission.....	VI-10
Commission on Environmental Quality.....	VI-13

TABLE OF CONTENTS
(Continued)

General Land Office and Veterans' Land Board	VI-24
Low-Level Radioactive Waste Disposal Compact Commission	VI-31
Parks and Wildlife Department.....	VI-32
Railroad Commission.....	VI-47
Soil and Water Conservation Board.....	VI-53
Water Development Board	VI-56
Retirement and Group Insurance	VI-64
Social Security and Benefit Replacement Pay	VI-65
Bond Debt Service Payments.....	VI-65
Lease Payments.....	VI-66
Recapitulation - Article VI - General Revenue.....	VI-67
Recapitulation - Article VI - General Revenue - Dedicated	VI-68
Recapitulation - Article VI - Federal Funds.....	VI-69
Recapitulation - Article VI - Other Funds	VI-70
Recapitulation - Article VI - All Funds	VI-71

ARTICLE VII - BUSINESS AND ECONOMIC DEVELOPMENT

Housing and Community Affairs, Department of.....	VII-1
Lottery Commission, Texas	VII-8
Motor Vehicles, Department of	VII-12
Transportation, Department of.....	VII-15
Workforce Commission, Texas.....	VII-33
Reimbursements to the Unemployment Compensation Benefit Account.....	VII-46
Retirement and Group Insurance	VII-48
Social Security and Benefit Replacement Pay	VII-48
Bond Debt Service Payments.....	VII-49
Lease Payments.....	VII-49
Recapitulation - Article VII - General Revenue	VII-50
Recapitulation - Article VII - General Revenue - Dedicated.....	VII-51
Recapitulation - Article VII - Federal Funds	VII-52
Recapitulation - Article VII - Other Funds	VII-53
Recapitulation - Article VII - All Funds	VII-54

ARTICLE VIII - REGULATORY

Administrative Hearings, State Office of.....	VIII-1
Chiropractic Examiners, Board of	VIII-5
Dental Examiners, Texas State Board of	VIII-7
Funeral Service Commission	VIII-9
Geoscientists, Board of Professional	VIII-11
Health Professions Council.....	VIII-13
Injured Employee Counsel, Office of	VIII-15
Insurance, Department of.....	VIII-17
Insurance Counsel, Office of Public	VIII-25
Land Surveying, Board of Professional	VIII-27
Licensing and Regulation, Department of	VIII-28
Texas Medical Board.....	VIII-34
Nursing, Texas Board of.....	VIII-37
Optometry Board	VIII-41
Pharmacy, Board of	VIII-42
Physical Therapy & Occupational Therapy Examiners, Executive Council of	VIII-45
Plumbing Examiners, Board of.....	VIII-47
Podiatric Medical Examiners, Board of.....	VIII-49
Psychologists, Board of Examiners of.....	VIII-50
Racing Commission.....	VIII-52
Securities Board.....	VIII-56
Utility Commission of Texas, Public.....	VIII-58
Utility Counsel, Office of Public	VIII-62
Veterinary Medical Examiners, Board of	VIII-63
Retirement and Group Insurance	VIII-65
Social Security and Benefit Replacement Pay	VIII-66
Lease Payments.....	VIII-66
Special Provisions Relating to All Regulatory Agencies.....	VIII-67
Recapitulation - Article VIII - General Revenue	VIII-71
Recapitulation - Article VIII - General Revenue - Dedicated.....	VIII-72
Recapitulation - Article VIII - Federal Funds.....	VIII-73
Recapitulation - Article VIII - Other Funds.....	VIII-74
Recapitulation - Article VIII - All Funds.....	VIII-75

TABLE OF CONTENTS
(Continued)

ARTICLE IX - GENERAL PROVISIONS

GENERAL PROVISIONS LEGISLATIVE INTENT	IX-1
Sec. 1.01. Limitations	IX-1
PROVISIONS RELATING TO THE POSITION CLASSIFICATION PLAN	IX-1
Sec. 2.01. Position Classification Plan.....	IX-1
Classified Positions for the 2016-17 Biennium.....	IX-1
Schedule A Classification Salary Schedule	IX-19
Schedule B Classification Salary Schedule.....	IX-20
Schedule C Classification Salary Schedule.....	IX-20
SALARY ADMINISTRATION AND OTHER EMPLOYMENT PROVISIONS	IX-21
Sec. 3.01. Salary Rates.....	IX-21
Sec. 3.02. Salary Supplementation	IX-21
Sec. 3.03. Salary Limits	IX-21
Sec. 3.04. Scheduled Exempt Positions	IX-21
Sec. 3.05. Evening, Night, Weekend Shift Pay: Registered Nurses and Licensed Vocational Nurses	IX-23
Sec. 3.06. Recruitment and Retention Bonuses	IX-23
Sec. 3.07. Equity Adjustments.....	IX-24
Sec. 3.08. Classification Study on Scheduled Exempt Positions.....	IX-24
Sec. 3.09. Method of Salary Payments	IX-24
Sec. 3.10. Exception - Contracts Less than 12 Months.....	IX-24
Sec. 3.11. Exceptions for Certain Employees.....	IX-24
Sec. 3.12. Exceptions for Salary Schedule C.....	IX-24
Sec. 3.13. Matching Retirement and Certain Insurance.....	IX-25
GRANT-MAKING PROVISIONS.....	IX-25
Sec. 4.01. Grant Restriction	IX-25
Sec. 4.02. Grants	IX-25
Sec. 4.03. Grants for Political Polling Prohibited.....	IX-25
Sec. 4.04. Limitation on Grants to Units of Local Government	IX-26
TRAVEL REGULATIONS.....	IX-26
Sec. 5.01. Travel Definitions.	IX-26
Sec. 5.02. General Travel Provisions.....	IX-26
Sec. 5.03. Transportation Expenses	IX-26
Sec. 5.04. Transportation in Personally Owned or Leased Aircraft.....	IX-27
Sec. 5.05. Travel Meals and Lodging Expenses	IX-27
Sec. 5.06. Special Provisions Regarding Travel Expenses	IX-27
Sec. 5.07. Travel and Per Diem of Board or Commission Members.....	IX-27
Sec. 5.08. Travel of Advisory Committee Members	IX-28
GENERAL LIMITATIONS ON EXPENDITURES.....	IX-28
Sec. 6.01. Unexpended Balance.....	IX-28
Sec. 6.02. Interpretation of Estimates	IX-28
Sec. 6.03. Excess Obligations Prohibited	IX-29
Sec. 6.04. Interpretation of Legislative Intent.....	IX-29
Sec. 6.05. Comptroller's Duty to Pay	IX-29
Sec. 6.06. Last Quarter Expenditures.....	IX-29
Sec. 6.07. Employee Benefit and Debt Service Items	IX-29
Sec. 6.08. Benefits Paid Proportional by Fund	IX-30
Sec. 6.09. Appropriations from Special Funds	IX-31
Sec. 6.10. Limitation on State Employment Levels.....	IX-31
Sec. 6.11. Purchases of Postage	IX-33
Sec. 6.12. Expenditures for State-Federal Relations.....	IX-33
Sec. 6.13. Performance Rewards and Penalties	IX-34
Sec. 6.14. Bookkeeping Entries	IX-34
Sec. 6.15. Accounting for State Expenditures	IX-34
Sec. 6.16. Fee Increase Notification	IX-35
Sec. 6.17. Consolidated Funds.....	IX-35
Sec. 6.18. Demographic and Statistical Studies.....	IX-35
Sec. 6.19. Cost Allocations	IX-35
Sec. 6.20. Use of Appropriations to Contract for Audits.....	IX-35
Sec. 6.21. Limitations on Use of Appropriated Funds.....	IX-36
Sec. 6.22. Informational Items.....	IX-36
Sec. 6.23. Appropriations from State Tax Revenue.....	IX-36
Sec. 6.24. Deposit and Notification Requirement for Certain RESTORE Act Funds	IX-36

TABLE OF CONTENTS
(Continued)

REPORTING REQUIREMENTS	IX-36
Sec. 7.01. Budgeting and Reporting	IX-36
Sec. 7.02. Annual Reports and Inventories	IX-37
Sec. 7.03. Notification to Members of the Legislature	IX-37
Sec. 7.04. Contract Notification: Amounts Greater than \$50,000	IX-38
Sec. 7.05. Reports and References	IX-38
Sec. 7.06. Internal Assessments on Utilization of Historically Underutilized Businesses	IX-38
Sec. 7.07. Historically Underutilized Business Policy Compliance	IX-38
Sec. 7.08. Reporting of Historically Underutilized Business (HUB) Key Measures	IX-39
Sec. 7.09. Fraud Reporting	IX-39
Sec. 7.10. Reporting Requirement for Deepwater Horizon Oil Spill Funds	IX-39
Sec. 7.11. Border Security	IX-40
Sec. 7.12. Notification of Certain Purchases or Contract Awards, Amendments, and Extensions	IX-40
Sec. 7.13. Notification of Certain Expenditures Related to Mitigation of Adverse Environmental Impacts	IX-42
OTHER APPROPRIATION AUTHORITY	IX-42
Sec. 8.01. Acceptance of Gifts of Money	IX-42
Sec. 8.02. Reimbursements and Payments	IX-43
Sec. 8.03. Surplus Property	IX-44
Sec. 8.04. Refunds of Deposits	IX-44
Sec. 8.05. Vending Machines	IX-45
Sec. 8.06. Pay Station Telephones	IX-45
Sec. 8.07. Appropriation of Collections for Seminars and Conferences	IX-45
Sec. 8.08. Appropriation of Bond Proceeds	IX-45
Sec. 8.09. CMIA Interest Payments	IX-45
Sec. 8.10. Appropriation of Receipts: Credit, Charge, Debit Card, or Electronic Cost Recovery Service Fees	IX-45
Sec. 8.11. Employee Meal Authorization	IX-46
Sec. 8.12. Bank Fees and Charges	IX-46
Sec. 8.13. Appropriation of Specialty License Plate Receipts	IX-46
Sec. 8.14. Cost Recovery of Testing Fees	IX-46
Sec. 8.15. Cost Recovery of Fees	IX-46
INFORMATION RESOURCES PROVISIONS	IX-46
Sec. 9.01. Purchases of Information Resources Technologies	IX-46
Sec. 9.02. Quality Assurance Review of Major Information Resources Projects	IX-47
Sec. 9.03. Biennial Operating Plan and Information Resources Strategic Plan Approval	IX-48
Sec. 9.04. Information Technology Replacement	IX-48
Sec. 9.05. Texas.gov Project: Occupational Licenses	IX-48
Sec. 9.06. Texas.gov Project: Cost Recovery Fees	IX-49
Sec. 9.07. Payments to the Department of Information Resources	IX-49
Sec. 9.08. Computer Inventory Report	IX-50
Sec. 9.09. Server Consolidation Status Update	IX-50
Sec. 9.10. Prioritization of Cybersecurity and Legacy System Projects	IX-50
Sec. 9.11. Cybersecurity Initiatives	IX-50
Sec. 9.12. Surplus Information Technology Hardware	IX-51
HEALTH-RELATED PROVISIONS	IX-51
Sec. 10.01. Full Application for Health Coverage	IX-51
Sec. 10.02. Appropriation of Disproportionate Share Hospital Payments to State - Owned Hospitals	IX-51
Sec. 10.03. Informational Listing on Use of Tobacco Settlement Receipts	IX-51
Sec. 10.04. Statewide Behavioral Health Strategic Plan and Coordinated Expenditures	IX-54
Sec. 10.05. Funding for Autism Services	IX-55
PROVISIONS RELATED TO REAL PROPERTY	IX-56
Sec. 11.01. Limitation on Use of Funds for Personal Residences	IX-56
Sec. 11.02. Reporting Related to State Owned Housing	IX-56
Sec. 11.03. Statewide Capital Planning	IX-57
Sec. 11.04. Efficient Use of State Owned and Leased Space	IX-57
Sec. 11.05. State Agency Emergency Leases	IX-58
Sec. 11.06. Prepayment of Annual Lease Costs	IX-58
Sec. 11.07. Efficient Use of State Property to House State Facilities	IX-59

TABLE OF CONTENTS
(Continued)

PROVISIONS RELATED TO PROPERTY	IX-59
Sec. 12.01. Aircraft	IX-59
Sec. 12.02. Publication or Sale of Printed, Recorded, or Electronically Produced Matter or Records.....	IX-60
Sec. 12.03. Limitation on Expenditures for Purchases and Conversions of Alternative Fuel Vehicles.....	IX-60
Sec. 12.04. Transfer of Master Lease Purchase Program Payments	IX-60
FEDERAL FUNDS	IX-60
Sec. 13.01. Federal Funds/Block Grants	IX-60
Sec. 13.02. Report of Additional Funding	IX-60
Sec. 13.03. Report of Expanded Operational Capacity.....	IX-61
Sec. 13.04. Reports to Comptroller.....	IX-61
Sec. 13.05. Deposit and Expenditure Limitations.....	IX-61
Sec. 13.06. Reimbursements from Federal Funds.....	IX-61
Sec. 13.07. Limitations on Positions.....	IX-61
Sec. 13.08. Funding Reductions.....	IX-61
Sec. 13.09. Unexpended Balances	IX-62
Sec. 13.10. Temporary Assistance for Needy Families (TANF) or Social Services Block Grant (SSBG).....	IX-62
Sec. 13.11. Definition, Appropriation, Reporting and Audit of Earned Federal Funds.....	IX-62
Sec. 13.12. Reporting of Federal Homeland Security Funding	IX-64
AGENCY DISCRETIONARY TRANSFER PROVISIONS	IX-65
Sec. 14.01. Appropriation Transfers	IX-65
Sec. 14.02. Transfers for Contract Services.....	IX-65
Sec. 14.03. Limitation on Expenditures – Capital Budget.....	IX-65
Sec. 14.04. Disaster Related Transfer Authority.....	IX-68
Sec. 14.05. Unexpended Balance Authority Between Fiscal Years within The Same Biennium	IX-69
AGENCY NON-DISCRETIONARY TRANSFER PROVISIONS	IX-69
Sec. 15.01. Reimbursements for Unemployment Benefits	IX-69
Sec. 15.02. Payments to the State Office of Risk Management (SORM).....	IX-70
Sec. 15.03. Contingency Appropriation Reduction	IX-71
Sec. 15.04. Appropriation Transfers: Billings for Statewide Allocated Costs.....	IX-72
LEGAL REPRESENTATION AND JUDGMENTS PROVISIONS.....	IX-72
Sec. 16.01. Court Representation and Outside Legal Counsel.....	IX-72
Sec. 16.02. Contingent Fee Contract for Legal Services	IX-74
Sec. 16.03. Proceeds of Litigation	IX-74
Sec. 16.04. Judgments and Settlements	IX-75
Sec. 16.05. Incidents Report: State Supported Living Centers and State Hospitals.....	IX-76
Sec. 16.06. Professional and Legal Services.....	IX-76
MISCELLANEOUS PROVISIONS.....	IX-77
Sec. 17.01. Contingency Rider.....	IX-77
Sec. 17.02. Limitation on Substitution of General Obligation Bond Funded Projects	IX-77
Sec. 17.03. Interagency Contract to Coordinate Use of PARIS Data to Assist Veterans and Achieve Savings for State	IX-77
Sec. 17.04. Payroll Contribution for Group Health Insurance.....	IX-77
Sec. 17.05. Appropriation for Salary Increases for Certain State Employees in Salary Schedule C	IX-78
Sec. 17.06. Veterans Services at Other State Agencies	IX-78
Sec. 17.07. Agency Coordination for Youth Prevention and Intervention Services.....	IX-79
Sec. 17.08. Additional Payroll Contribution for Retirement Contribution	IX-79
Sec. 17.09. Border Security – Informational Listing	IX-79
CONTINGENCY AND OTHER PROVISIONS	IX-80
Recapitulation – Article IX - General Provisions – General Revenue.....	IX-101
Recapitulation – Article IX – General Provisions – General Revenue – Dedicated.....	IX-102
Recapitulation – Article IX - General Provisions – Federal Funds.....	IX-103
Recapitulation – Article IX – General Provisions – Other Funds.....	IX-104
Recapitulation – Article IX – General Provisions – All Funds.....	IX-105

TABLE OF CONTENTS
(Continued)

ARTICLE X - THE LEGISLATURE

Senate.....	X-1
House of Representatives.....	X-2
Legislative Council.....	X-4
Uniform State Laws, Commission on.....	X-5
State Auditor’s Office.....	X-5
Legislative Reference Library.....	X-6
Retirement and Group Insurance.....	X-7
Social Security and Benefit Replacement Pay.....	X-8
Lease Payments.....	X-8
Special Provisions Relating to the Legislature.....	X-9
Recapitulation - Article X - General Revenue.....	X-10
Recapitulation - Article X - Other Funds.....	X-11
Recapitulation - Article X - All Funds.....	X-12

ARTICLE XI – SAVINGS CLAUSE..... XI-1

ARTICLE XII – EMERGENCY CLAUSE..... XI-1

GOVERNOR’S VETO PROCLAMATION

HOUSE BILL NO. 2, EIGHTY-FOURTH LEGISLATURE, REGULAR SESSION

SENATE BILL NO. 1280, EIGHTY-FOURTH LEGISLATURE, REGULAR SESSION

**RECAPITULATION - ALL ARTICLES
(General Revenue)¹**

	For the Years Ending	
	August 31, 2016	August 31, 2017
	<u>2016</u>	<u>2017</u>
ARTICLE I - General Government	\$ 1,506,996,802	\$ 1,411,844,667
ARTICLE II - Health and Human Services	15,928,986,805	16,272,016,581
ARTICLE III - Agencies of Education	28,526,089,093	27,475,488,687
ARTICLE IV - The Judiciary	241,739,731	239,904,432
ARTICLE V - Public Safety and Criminal Justice	5,698,760,430	5,710,262,366
ARTICLE VI - Natural Resources	443,121,750	388,947,271
ARTICLE VII - Business and Economic Development	594,258,888	574,140,083
ARTICLE VIII - Regulatory	162,890,643	169,980,934
ARTICLE IX - General Provisions	138,100,078	138,100,078
ARTICLE X - The Legislature	<u>188,561,660</u>	<u>197,301,799</u>
 GRAND TOTAL, General Revenue	 <u>\$ 53,429,505,880</u>	 <u>\$ 52,577,986,898</u>

¹ Incorporates certain appropriation adjustments, including article-specific special provisions, and Article IX of HB 1 (Conference Committee Report), 84th Legislature, Regular Session; HB 6 and HB 7, 84th Legislature, Regular Session; other legislation enacted by the 84th Legislature which affects appropriations; non-substantive technical corrections and/or reconciling adjustments; and the Governor's vetoes. For specific adjustments, see agency bill patterns.

**RECAPITULATION - ALL ARTICLES
(General Revenue - Dedicated)¹**

	For the Years Ending	
	August 31, 2016	August 31, 2017
	<u>2016</u>	<u>2017</u>
ARTICLE I - General Government	\$ 668,487,527	\$ 321,732,232
ARTICLE II - Health and Human Services	592,624,879	591,252,667
ARTICLE III - Agencies of Education	1,433,659,150	1,355,064,934
ARTICLE IV - The Judiciary	76,160,060	66,161,038
ARTICLE V - Public Safety and Criminal Justice	64,628,683	65,074,717
ARTICLE VI - Natural Resources	773,901,437	731,781,678
ARTICLE VII - Business and Economic Development	239,209,753	240,596,674
ARTICLE VIII - Regulatory	451,813,613	117,491,678
ARTICLE IX - General Provisions	9,390,764	9,390,764
ARTICLE X - The Legislature	<u>0</u>	<u>0</u>
 GRAND TOTAL, General Revenue - Dedicated	 <u>\$ 4,309,875,866</u>	 <u>\$ 3,498,546,382</u>

¹ Incorporates certain appropriation adjustments, including article-specific special provisions, and Article IX of HB 1 (Conference Committee Report), 84th Legislature, Regular Session; HB 6 and HB 7, 84th Legislature, Regular Session; other legislation enacted by the 84th Legislature which affects appropriations; non-substantive technical corrections and/or reconciling adjustments; and the Governor's vetoes. For specific adjustments, see agency bill patterns.

**RECAPITULATION - ALL ARTICLES
(Federal Funds)¹**

	For the Years Ending	
	August 31, 2016	August 31, 2017
ARTICLE I - General Government	\$ 371,644,496	\$ 343,851,097
ARTICLE II - Health and Human Services	21,585,933,577	21,570,321,306
ARTICLE III - Agencies of Education	5,178,207,478	5,264,617,270
ARTICLE IV - The Judiciary	1,727,154	1,719,469
ARTICLE V - Public Safety and Criminal Justice	375,028,705	366,297,541
ARTICLE VI - Natural Resources	1,069,234,073	675,466,327
ARTICLE VII - Business and Economic Development	5,612,204,270	5,519,958,582
ARTICLE VIII - Regulatory	4,719,228	4,862,456
ARTICLE IX - General Provisions	27,848,678	27,848,678
ARTICLE X - The Legislature	0	0
GRAND TOTAL, Federal Funds	<u>\$ 34,226,547,659</u>	<u>\$ 33,774,942,726</u>

¹ Incorporates certain appropriation adjustments, including article-specific special provisions, and Article IX of HB 1 (Conference Committee Report), 84th Legislature, Regular Session; HB 6 and HB 7, 84th Legislature, Regular Session; other legislation enacted by the 84th Legislature which affects appropriations; non-substantive technical corrections and/or reconciling adjustments; and the Governor's vetoes. For specific adjustments, see agency bill patterns.

**RECAPITULATION - ALL ARTICLES
(Other Funds)^{1, 2}**

	For the Years Ending	
	August 31, 2016	August 31, 2017
ARTICLE I - General Government	\$ 1,196,088,509	\$ 431,911,355
ARTICLE II - Health and Human Services	329,970,600	328,667,330
ARTICLE III - Agencies of Education	4,449,493,088	4,887,503,416
ARTICLE IV - The Judiciary	90,166,004	90,172,220
ARTICLE V - Public Safety and Criminal Justice	94,917,635	57,652,775
ARTICLE VI - Natural Resources	149,772,227	135,315,322
ARTICLE VII - Business and Economic Development	7,745,494,396	7,236,311,951
ARTICLE VIII - Regulatory	11,235,895	11,235,894
ARTICLE IX - General Provisions	19,762,223	19,762,223
ARTICLE X - The Legislature	101,425	101,425
GRAND TOTAL, Other Funds	<u>\$ 14,087,002,002</u>	<u>\$ 13,198,633,911</u>

¹ Incorporates certain appropriation adjustments, including article-specific special provisions, and Article IX of HB 1 (Conference Committee Report), 84th Legislature, Regular Session; HB 6 and HB 7, 84th Legislature, Regular Session; other legislation enacted by the 84th Legislature which affects appropriations; non-substantive technical corrections and/or reconciling adjustments; and the Governor's vetoes. For specific adjustments, see agency bill patterns.

² Excludes interagency contracts.

**RECAPITULATION - ALL ARTICLES
(All Funds)^{1, 2}**

	For the Years Ending	
	August 31, 2016	August 31, 2017
ARTICLE I - General Government	\$ 3,743,217,334	\$ 2,509,339,351
ARTICLE II - Health and Human Services	38,437,515,861	38,762,257,884
ARTICLE III - Agencies of Education	39,587,448,809	38,982,674,307
ARTICLE IV - The Judiciary	409,792,949	397,957,159
ARTICLE V - Public Safety and Criminal Justice	6,233,335,453	6,199,287,399
ARTICLE VI - Natural Resources	2,436,029,487	1,931,510,598
ARTICLE VII - Business and Economic Development	14,191,167,307	13,571,007,290
ARTICLE VIII - Regulatory	630,659,379	303,570,962
ARTICLE IX - General Provisions	195,101,743	195,101,743
ARTICLE X - The Legislature	188,663,085	197,403,224
 GRAND TOTAL, All Funds	 <u>\$ 106,052,931,407</u>	 <u>\$ 103,050,109,917</u>
 Number of Full-Time-Equivalents (FTE)- Appropriated Funds	 216,674.5	 216,863.3

¹ Incorporates certain appropriation adjustments, including article-specific special provisions, and Article IX of HB 1 (Conference Committee Report), 84th Legislature, Regular Session; HB 6 and HB 7, 84th Legislature, Regular Session; other legislation enacted by the 84th Legislature which affects appropriations; non-substantive technical corrections and/or reconciling adjustments; and the Governor's vetoes. For specific adjustments, see agency bill patterns.

² Excludes interagency contracts.

**A BILL TO BE ENTITLED
AN ACT**

appropriating money for the support of the Judicial, Executive, and Legislative Branches of the State government, for the construction of State buildings, and for State aid to public junior colleges, for the period beginning September 1, 2015 and ending August 31, 2017; authorizing and prescribing conditions, limitations, rules, and procedures for allocating and expending the appropriated funds; and declaring an emergency.

BE IT ENACTED BY THE LEGISLATURE OF THE STATE OF TEXAS:

ARTICLE I

GENERAL GOVERNMENT

Sec. 1. The several sums of money herein specified, or so much thereby as may be necessary, are appropriated out of any funds in the State Treasury not otherwise appropriated, or out of special funds as indicated, for the support, maintenance, or improvement of the designated agencies of general government.

COMMISSION ON THE ARTS

	For the Years Ending	
	August 31, 2016	August 31, 2017
Method of Financing:		
General Revenue Fund ¹	\$ 9,902,153	\$ 4,383,339
GR Dedicated - Commission on the Arts Operating Account No. 334 ¹	453,561	302,374
Federal Funds	911,900	911,900
<u>Other Funds</u>		
Appropriated Receipts	152,000	152,000
License Plate Trust Fund Account No. 0802	250,000	250,000
Subtotal, Other Funds	\$ 402,000	\$ 402,000
Total, Method of Financing	\$ 11,669,614	\$ 5,999,613
This bill pattern represents an estimated 100% of this agency's estimated total available funds for the biennium.		
Number of Full-Time-Equivalents (FTE):	14.0	14.0
Schedule of Exempt Positions:²		
Executive Director, Group 2	\$110,690	\$110,690
Items of Appropriation:		
A. Goal: ARTS AND CULTURAL GRANTS		
Provide and Support Arts and Cultural Grants.		
A.1.1. Strategy: ARTS ORGANIZATION GRANTS	\$ 3,905,832	\$ 3,905,832
A.1.2. Strategy: ARTS EDUCATION GRANTS	\$ 1,065,485	\$ 1,065,485
A.1.3. Strategy: CULTURAL TOURISM GRANTS¹	\$ 5,670,000	\$ 0
A.1.4. Strategy: DIRECT ADMINISTRATION OF GRANTS	\$ 539,776	\$ 539,776
Total, Goal A: ARTS AND CULTURAL GRANTS	\$ 11,181,093	\$ 5,511,093
B. Goal: INDIRECT ADMINISTRATION		
B.1.1. Strategy: CENTRAL ADMINISTRATION	\$ 369,742	\$ 369,741
B.1.2. Strategy: INFORMATION RESOURCES	\$ 118,779	\$ 118,779
Total, Goal B: INDIRECT ADMINISTRATION	\$ 488,521	\$ 488,520
Grand Total, COMMISSION ON THE ARTS	\$ 11,669,614	\$ 5,999,613

COMMISSION ON THE ARTS
(Continued)

Object-of-Expense Informational Listing:

Salaries and Wages	\$ 807,495	\$ 807,494
Other Personnel Costs	20,956	20,956
Professional Fees and Services	5,050	5,050
Consumable Supplies	4,000	4,000
Utilities	4,976	4,976
Travel	33,873	33,873
Rent - Building	3,330	3,330
Rent - Machine and Other	6,000	6,000
Other Operating Expense	142,617	142,617
Grants	<u>10,641,317</u>	<u>4,971,317</u>
Total, Object-of-Expense Informational Listing	<u>\$ 11,669,614</u>	<u>\$ 5,999,613</u>

Estimated Allocations for Employee Benefits and Debt Service Appropriations Made Elsewhere in this Act:

Employee Benefits

Retirement	\$ 72,862	\$ 73,154
Group Insurance	139,658	152,597
Social Security	57,640	57,929
Benefits Replacement	<u>841</u>	<u>761</u>
Subtotal, Employee Benefits	<u>\$ 271,001</u>	<u>\$ 284,441</u>

Total, Estimated Allocations for Employee Benefits and Debt Service Appropriations Made Elsewhere in this Act

\$ 271,001 \$ 284,441

- 1. Performance Measure Targets.** The following is a listing of the key performance target levels for the Commission on the Arts. It is the intent of the Legislature that appropriations made by this Act be utilized in the most efficient and effective manner possible to achieve the intended mission of the Commission on the Arts. In order to achieve the objectives and service standards established by this Act, the Commission on the Arts shall make every effort to attain the following designated key performance target levels associated with each item of appropriation.

	<u>2016</u>	<u>2017</u>
A. Goal: ARTS AND CULTURAL GRANTS		
Outcome (Results/Impact):		
Percentage of Grant Dollars Provided to Minority Organizations	12%	12%
Percentage of Grant Dollars to Rural Counties	6%	6%
Percentage of Grants Funded for Arts Education	25%	25%
Number of Artists Compensated for TCA Texas Touring Roster Performances	1,500	1,500
Number of Texas Cities in Which Organizations Received TCA Grants	150	150
Number Served by Arts Respond Projects in Education	1,000,000	1,000,000
Number Served by Arts Respond Projects in Health & Human Services	75,000	75,000
Number Served by Arts Respond Projects in Public Safety & Criminal Justice	100,000	100,000
A.1.3. Strategy: CULTURAL TOURISM GRANTS		
Output (Volume):		
Number of Grants that Promote Cultural Tourism	107.5	107.5

- 2. Unexpended Balances within the Biennium.** Any unexpended balances in appropriations made to Strategy A.1.1, Arts Organization Grants, Strategy A.1.2, Arts Education Grants, and Strategy A.1.3, Cultural Tourism Grants, remaining as of August 31, 2016, are appropriated to the Commission on the Arts for the fiscal year beginning September 1, 2016, for the same purpose.
- 3. Appropriation of License Plate Receipts and Interest Earnings.** Included in the amounts appropriated above in Strategies A.1.1, Arts Organization Grants and A.1.2, Arts Education Grants is all license plate revenue collected on or after September 1, 2015 (estimated to be \$250,000 each fiscal year of the biennium), from the sale of the State of the Arts license plates as provided by Transportation Code §504.604 and deposited to the credit of the License Plate Trust Fund No. 0802.

Any unexpended balances as of August 31, 2016, out of the appropriations made herein are appropriated to the Commission on the Arts for the fiscal year beginning September 1, 2016.

COMMISSION ON THE ARTS

(Continued)

4. **Limitation on Reimbursements for Commission Meetings.** Notwithstanding Article IX, Part 5, the number of days commissioners are appropriated expenses related to conducting Commission business as provided by Government Code §659.032 is not to exceed six days a fiscal year.
5. **Contingency for Cultural Districts.**¹ Included in amounts appropriated above in Strategy A.1.3, Cultural Tourism Grants, is \$5,000,000 in General Revenue in fiscal year 2016 ~~and \$5,000,000 in General Revenue in FY 2017~~ for cultural and fine arts districts, as defined by Government Code, §444.031. The \$5,000,000 in General Revenue ~~in each fiscal year of the 2016-17 biennium~~ ~~appropriated above~~ is contingent upon sufficient revenue certified by the Comptroller of Public Accounts. The Comptroller must certify that sufficient revenue is generated from cultural and fine arts districts, as defined by Government Code, §444.031, to offset the cost of the appropriation made herein.

Any unexpended balances of these funds remaining as of August 31, 2016, are appropriated to the Commission on the Arts for the fiscal year beginning September 1, 2016, for the same purpose.

¹ Appropriations in Strategy A.1.3, Cultural Tourism Grants, were vetoed, resulting in a decrease of \$5,518,813 in FY2017 out of General Revenue funds and a decrease of \$151,187 in FY2017 out of General Revenue-Dedicated – Commission on the Arts Operating Account No. 334. See the Governor’s Veto Proclamation.

² Article IX, §18.02, of this Act, increases the salary of the Executive Director from \$107,990 to \$110,690.

OFFICE OF THE ATTORNEY GENERAL

	For the Years Ending	
	August 31, 2016	August 31, 2017
Method of Financing:		
<u>General Revenue Fund</u>		
General Revenue Fund ^{1, 2}	\$ 153,793,548	\$ 141,573,195
Child Support Retained Collection Account No. 787	63,407,651	63,407,651
Attorney General Debt Collection Receipts No. 788	8,300,000	8,300,000
Insurance Companies Maintenance Tax and Insurance Department Fees Fund No. 8042	3,332,377	3,332,377
Subtotal, General Revenue Fund	<u>\$ 228,833,576</u>	<u>\$ 216,613,223</u>
<u>General Revenue Fund - Dedicated</u>		
Compensation to Victims of Crime Account No. 0469 ³	66,936,655	66,975,769
Compensation to Victims of Crime Auxiliary Account No. 0494	161,349	161,349
AG Law Enforcement Account No. 5006	301,402	301,402
Sexual Assault Program Account No. 5010	15,188,546	5,188,546
Subtotal, General Revenue Fund - Dedicated	<u>\$ 82,587,952</u>	<u>\$ 72,627,066</u>
Federal Funds ²	233,945,635	211,005,118
<u>Other Funds</u>		
Interagency Contracts - Criminal Justice Grants ²	720,265	725,806
Appropriated Receipts	26,479,635	26,316,527
Interagency Contracts	26,886,485	26,754,202
License Plate Trust Fund Account No. 0802	28,800	28,800
Subtotal, Other Funds	<u>\$ 54,115,185</u>	<u>\$ 53,825,335</u>
Total, Method of Financing	<u>\$ 599,482,348</u>	<u>\$ 554,070,742</u>
This bill pattern represents an estimated 100% of this agency's estimated total available funds for the biennium.		
Number of Full-Time-Equivalents (FTE): ³	4,195.4	4,195.4

OFFICE OF THE ATTORNEY GENERAL
(Continued)

Schedule of Exempt Positions:⁴

Attorney General, Group 6	\$153,750	\$153,750
---------------------------	-----------	-----------

Items of Appropriation:

A. Goal: PROVIDE LEGAL SERVICES

Provide General Legal Services to the State and Authorized Entities.

A.1.1. Strategy: LEGAL SERVICES² Provide Counseling/Litigation/Alternative Dispute Resolution Services.	\$ 98,403,345	\$ 98,248,859
--	---------------	---------------

B. Goal: ENFORCE CHILD SUPPORT LAW

Enforce State/Federal Child Support Laws.

B.1.1. Strategy: CHILD SUPPORT ENFORCEMENT Establish Paternity/Obligations, Enforce Orders and Distribute Monies.	\$ 339,974,551	\$ 303,519,152
---	----------------	----------------

B.1.2. Strategy: STATE DISBURSEMENT UNIT	\$ 24,275,719	\$ 24,275,719
---	---------------	---------------

Total, Goal B: ENFORCE CHILD SUPPORT LAW	\$ 364,250,270	\$ 327,794,871
---	----------------	----------------

C. Goal: CRIME VICTIMS' SERVICES

Investigate/Process Applications for Compensation to Crime Victims.

C.1.1. Strategy: CRIME VICTIMS' COMPENSATION³ Review Claims, Determine Eligibility/State Liability, Pay Correctly.	\$ 79,633,437	\$ 80,715,780
---	---------------	---------------

C.1.2. Strategy: VICTIMS ASSISTANCE¹ Provide Grants & Contrcts for Victims Svcs/Sexual Asslt Vctms/Chld Adv.	\$ 38,239,267	\$ 28,316,267
---	---------------	---------------

Total, Goal C: CRIME VICTIMS' SERVICES	\$ 117,872,704	\$ 109,032,047
---	----------------	----------------

D. Goal: REFER MEDICAID CRIMES

Investigate/Refer for Prosecution Fraud/Misconduct Involving Medicaid.

D.1.1. Strategy: MEDICAID INVESTIGATION² Conduct Investigation Supporting Prosecution of Alleged Medicaid Crime.	\$ 18,190,689	\$ 18,229,625
---	---------------	---------------

E. Goal: ADMINISTRATIVE SUPPORT FOR SORM

Provide Administrative Support for the State Office of Risk Management.

E.1.1. Strategy: ADMINISTRATIVE SUPPORT FOR SORM Provide Administrative Support to the State Office of Risk Management.	\$ 765,340	\$ 765,340
---	------------	------------

Grand Total, OFFICE OF THE ATTORNEY GENERAL	\$ 599,482,348	\$ 554,070,742
--	----------------	----------------

Object-of-Expense Informational Listing:

Salaries and Wages	\$ 226,510,436	\$ 226,746,194
Other Personnel Costs	7,683,166	7,685,755
Professional Fees and Services	84,048,774	55,994,452
Fuels and Lubricants	378,568	378,568
Consumable Supplies	2,112,682	2,112,682
Utilities	3,366,435	3,366,435
Travel	5,153,205	5,153,205
Rent - Building	18,780,125	16,602,328
Rent - Machine and Other	2,311,700	2,311,700
Other Operating Expense	196,846,951	191,352,117
Grants	51,826,732	41,903,732
Capital Expenditures	463,574	463,574

Total, Object-of-Expense Informational Listing	\$ 599,482,348	\$ 554,070,742
---	----------------	----------------

Estimated Allocations for Employee Benefits and Debt Service Appropriations Made Elsewhere in this Act:

Employee Benefits

Retirement	\$ 20,366,628	\$ 20,448,224
Group Insurance	41,737,995	45,275,119
Social Security	16,119,507	16,200,101

OFFICE OF THE ATTORNEY GENERAL
(Continued)

Benefits Replacement	690,286	624,711
Subtotal, Employee Benefits	\$ 78,914,416	\$ 82,548,155
<u>Debt Service</u>		
Lease Payments	\$ 394,540	\$ 402,535
Total, Estimated Allocations for Employee Benefits and Debt Service Appropriations Made Elsewhere in this Act	\$ 79,308,956	\$ 82,950,690

1. **Performance Measure Targets.**³ The following is a listing of the key performance target levels for the Office of the Attorney General. It is the intent of the Legislature that appropriations made by this Act be utilized in the most efficient and effective manner possible to achieve the intended mission of the Office of the Attorney General. In order to achieve the objectives and service standards established by this Act, the Office of the Attorney General shall make every effort to attain the following designated key performance target levels associated with each item of appropriation.

	2016	2017
A. Goal: PROVIDE LEGAL SERVICES		
Outcome (Results/Impact):		
Delinquent State Revenue Collected	45,000,000	45,000,000
A.1.1. Strategy: LEGAL SERVICES		
Output (Volume):		
Legal Hours Billed to Litigation and Counseling	1,069,039	1,077,696
Efficiencies:		
Average Cost Per Legal Hour	85.11	84.22
B. Goal: ENFORCE CHILD SUPPORT LAW		
Outcome (Results/Impact):		
Percent of Title IV-D Cases That Have Court Orders for Child Support	82%	82%
Percent of All Current Child Support Amounts Due That Are Collected	65%	65%
Percent of Title IV-D Cases with Arrears Due in Which Any Amount Is Paid Toward Arrears	65%	65%
Percent of Paternity Establishments for Out of Wedlock Births	95%	95%
B.1.1. Strategy: CHILD SUPPORT ENFORCEMENT		
Output (Volume):		
Amount of Title IV-D Child Support Collected (in Millions)	4,150	4,325
Efficiencies:		
Ratio of Total Dollars Collected Per Dollar Spent	12.34	14.43
B.1.2. Strategy: STATE DISBURSEMENT UNIT		
Output (Volume):		
Number of Payment Receipts Processed by the SDU Vendor	22,762,063	23,535,973
C. Goal: CRIME VICTIMS' SERVICES		
Outcome (Results/Impact): ³		
Amount of Crime Victims' Compensation Awarded	71,837,122	73,018,387
C.1.1. Strategy: CRIME VICTIMS' COMPENSATION		
Efficiencies:		
Average Number of Days to Analyze a Claim and Make an Award	50	45
D. Goal: REFER MEDICAID CRIMES		
Outcome (Results/Impact):		
Amount of Medicaid Over-payments Identified	56,600,000	56,600,000
D.1.1. Strategy: MEDICAID INVESTIGATION		
Output (Volume):		
Number of Investigations Concluded	500	500

2. **Capital Budget.** Funds appropriated above may be expended for capital budget items listed below. The amounts identified for each item may be adjusted or may be expended on other non-capital expenditures within the strategy to which the funds were appropriated. However, any amounts spent on capital items are subject to the aggregate dollar restrictions on capital budget expenditures provided in the General Provisions of this Act.

OFFICE OF THE ATTORNEY GENERAL
(Continued)

	2016	2017
a. Acquisition of Information Resource Technologies		
(1) Child Support Hardware/Software Enhancements	\$ 100,000	\$ 100,000
(2) Child Support TXCSES 2.0 Release 1	25,803,812	741,174
(3) Child Support TXCSES 2.0 Release 2	\$ 9,560,050	\$ 6,692,474
 Total, Acquisition of Information Resource Technologies	 \$ 35,463,862	 \$ 7,533,648
b. Transportation Items		
(1) Child Support Motor Vehicles	\$ 163,494	\$ 163,494
c. Data Center Consolidation		
(1) Data Center Consolidation	\$ 46,734,045	\$ 53,062,011
d. Centralized Accounting and Payroll/Personnel System (CAPPS)		
(1) Converted PeopleSoft Licenses	\$ 55,662	\$ 55,662
 Total, Capital Budget	 \$ 82,417,063	 \$ 60,814,815
 Method of Financing (Capital Budget):		
General Revenue Fund	\$ 29,730,384	\$ 22,380,228
GR Dedicated - Compensation to Victims of Crime Account No. 469	186,654	186,654
Federal Funds	51,595,178	37,343,086
 <u>Other Funds</u>		
Appropriated Receipts	789,449	789,449
Interagency Contracts	115,398	115,398
Subtotal, Other Funds	\$ 904,847	\$ 904,847
 Total, Method of Financing	 \$ 82,417,063	 \$ 60,814,815

3. Cost Allocation, Reporting Requirement. The Office of the Attorney General is directed to continue an accounting and billing system by which the costs of legal services provided to each agency may be determined. This cost information shall be provided to the Legislative Budget Board and the Governor within 60 days after the close of the fiscal year.

4. Child Support Collections.

- a. The Office of the Attorney General shall deposit Child Support Retained Collections in a special account in the Comptroller's Office. The account shall be called the Child Support Retained Collection Account. Child Support Retained Collections shall include the state share of funds collected by the Office of the Attorney General which were previously paid by the State as Aid to Families with Dependent Children (AFDC) or Temporary Assistance for Needy Families (TANF) or foster care payments, all child support enforcement incentive payments received from the federal government, and all revenues specifically established by statute on a fee or service-provided basis and pertaining to the Child Support Enforcement Program.
- b. Amounts earned as interest on, and allocated by the Comptroller of Public Accounts to, the Child Support Trust Fund No. 994, in excess of \$808,289 in fiscal year 2016 and \$808,289 in fiscal year 2017, shall be transferred monthly by the Comptroller of Public Accounts to such funds from the General Revenue Fund, and all amounts so transferred are appropriated to the Office of the Attorney General for use during the 2016-17 biennium, in addition to the amounts otherwise appropriated herein. Amounts transferred pursuant to this provision shall be shown as a separate, individual entry in the Method of Finance in all standard reports regularly utilizing a method of finance which are submitted to the Governor's Office or the Legislative Budget Board.
- c. The Office of the Attorney General, in cooperation with the Comptroller of Public Accounts, shall develop and maintain such cost centers and/or sub accounts within the Child Support Trust Fund No. 994 and/or the Child Support Retained Collection Account as may be

OFFICE OF THE ATTORNEY GENERAL
(Continued)

determined necessary or appropriate to separately account for, and allocate the interest earned on, the various sources for receipts deposited to, and types of expenditures made from such funds. The Comptroller of Public Accounts shall separately allocate interest earned by

the State to each such cost center and/or subaccount, or to such groupings thereof as may be designated by the Office of the Attorney General for purposes of reporting interest earned to the federal government.

- d. The Comptroller of Public Accounts is directed to transfer and carry forward all the balances of funds in the Child Support Trust Fund No. 994 and the Child Support Retained Collection Account as of August 31, 2015, as such funds are to be available for use in fiscal year 2016. Any balances in the Child Support Trust Fund No. 994 and the Child Support Retained Collection Account on hand as of August 31, 2016, shall be carried forward in such funds as funding sources for the appropriation for fiscal year 2017.
 - e. In addition to the amounts otherwise appropriated for Strategy B.1.1, Child Support Enforcement, all funds received from the federal government as reimbursement for the costs and fees paid to counties, district or county clerks, sheriffs or constables pursuant to the provisions of Chapter 231 of the Texas Family Code are appropriated to the Office of the Attorney General for use during the 2016-17 biennium.
- 5. Reporting Requirement.** The Office of the Attorney General is directed to develop and maintain separate accounting information and records on receipts and distribution of funds from the Child Support Trust Fund No. 994 and the Child Support Retained Collection Account. Such information must at a minimum identify all deposits, allocations, and expenditures by type of revenues. The Comptroller of Public Accounts shall prescribe rules and procedures to assure compliance with this section and all transactions and balances shall be reconciled monthly against the records of the Comptroller. In addition to the requirements for annual financial reports required by the General Provisions of this Act, the Office of the Attorney General shall include a separate section detailing all such balances, receipts, and distributions of money in Child Support Trust Fund No. 994 and the Child Support Retained Collection Account. The report must specifically show balances held for transfer to operating appropriations of the Office of the Attorney General and any other agency. In addition, any balances which are unclaimed and subject to escheat under other laws must be identified as to amount and age.
- 6. Debt Collections.**
- a. The Office of the Attorney General shall attempt to collect all delinquent judgments owed the State of Texas. A portion of those debts collected, as outlined below, shall be eligible for retention by the Office of the Attorney General and may be used as a source of funding for agency operations as specified in and limited by the method of financing of the Office. One hundred percent of the debts collected by the Office of the Attorney General and eligible for retention by the Office shall be applied toward the amounts shown above for Attorney General Debt Collection Receipts in the method of financing for agency operations. Regardless of the total amount collected by the Office of the Attorney General, in no event shall this provision be construed as an appropriation in addition to the amount appropriated above as specified in the method of financing, of any of the funds collected by the Office of the Attorney General.
 - b. To be eligible for retention by the Office of the Attorney General, the debt collected must be from a qualifying judgment. Qualifying judgments, as used in this rider, are judgments that are at least one year old from the date of entry of the court order and also include debts not reduced to judgment where there are collections on the debt by the Collections Division of the Office of the Attorney General if the debt is delinquent by more than one year or has been certified for collection to the Collections Division of the Office of the Attorney General. In no event shall more than \$5.0 million from collections stemming from a common nucleus of operative fact be eligible for retention by the Office of the Attorney General.
 - c. It is the intent of the Legislature that the following not be allowed as a credit toward the percentage set forth in Rider 6a above: judgments collected by state agencies; judgments less than one year old; or judgments collected without direct action by the Office of the Attorney General's Collection Division.
 - d. The Office of the Attorney General shall maintain a centralized recordkeeping system for accounting for various departmental and agency certification of delinquent taxes, judgments,

OFFICE OF THE ATTORNEY GENERAL
(Continued)

and other debts owed the state. The accounting should distinguish by type of tax, judgment, or other debt, and provide for: when the debt was certified by an agency or department for collection by the Attorney General; when it was collected or disposed of, and such other information as the Legislative Budget Board, Governor, or the Comptroller of Public Accounts may require. The Office of the Attorney General shall submit semi-annual reports to the Governor and the Legislative Budget Board detailing by agency or department the amount of each debt, when the debt was certified, and when and in what amount, it was collected or disposed of.

7. **Appropriation of Receipts, Court Costs.** Out of the funds appropriated above as Appropriated Receipts, \$16,300,000 in fiscal year 2016 and \$16,300,000 in fiscal year 2017 represents the annual appropriation of court costs, attorneys' fees, and investigative costs recovered by the Office of the Attorney General. Court costs, attorneys' fees, and investigative costs recovered by the Office of the Attorney General in excess of those specifically appropriated and shown in the agency's method of financing are appropriated to the Office of the Attorney General in an amount not to exceed \$10,000,000 each fiscal year and shall be used for Strategy A.1.1, Legal Services. At least semi-annually, beginning within 60 days after the close of each fiscal year or more often upon request of the Legislative Budget Board, the Office of the Attorney General shall submit to the Legislative Budget Board, the Senate Finance Committee, the House Appropriations Committee, and the Governor a report that lists each case in which an award of court costs, attorneys' fees, or investigative fees was made, the date of the award, the amount of court costs that were awarded, the amount of investigative costs that were awarded, the amount of attorneys' fees that were awarded, and the strategy or strategies to which the above receipts were allocated, in addition to any other information that may be requested by the Legislative Budget Board.

8. **Interagency Contracts for Legal Services.** The Office of the Attorney General shall not be appropriated any state funds from interagency contracts, notwithstanding the provisions of the section entitled Reimbursements and Payments, in Article IX, General Provisions of this Act unless the Office of the Attorney General gives prior written notice to the Legislative Budget Board and the Governor, accompanied by written permission by the affected agency. Any such interagency contract for legal services between the Office of the Attorney General and state agencies shall not jeopardize the ability of the agencies to carry out their legislative mandates, shall not affect their budget such that employees must be terminated in order to pay the requested amount, and shall not exceed reasonable attorney fees for similar legal services in the private sector. The Office of the Attorney General is hereby appropriated funds received from interagency contracts for non-legal services rendered by the Office of the Attorney General.

9. **Victims Assistance Grants.**¹ Funds appropriated above in C.1.2, Victims Assistance, shall be spent as follows:

<u>Program:</u>	<u>2016</u>	<u>2017</u>
(1) Victims Assistance Coordinators and Victims Liaisons	\$2,439,953	\$2,439,953
(2) Sexual Assault Prevention and Crisis Services Program	17,336,577	8,836,577
(3) Sexual Assault Services Program Grants	1,875,000	375,000
(4) Legal Services Grants	2,500,000	2,500,000
(5) Other Victims Assistance Grants	10,849,545	10,849,545
(6) Statewide Victim Notification System	3,076,843	3,153,843
(7) Address Confidentiality	161,349	161,349
Total	<u>\$38,239,267</u>	<u>\$28,316,267</u>
 Method of Financing:		
General Revenue	\$6,500,609	\$6,577,609
 <u>General Revenue - Dedicated</u>		
Compensation to Victims of Crime Fund No. 0469	13,773,529	13,773,529
Victims of Crime Auxiliary Fund No. 0494	161,349	161,349
Sexual Assault Program Account No. 5010	15,188,546	5,188,546
Subtotal, General Revenue - Dedicated	<u>\$29,123,424</u>	<u>\$19,123,424</u>

OFFICE OF THE ATTORNEY GENERAL
(Continued)

Federal Funds	2,615,234	2,615,234
Total, Method of Financing	<u>\$38,239,267</u>	<u>\$28,316,267</u>

The Office of the Attorney General shall adopt rules for the competitive allocation of funds under item number (5) Other Victims Assistance Grants. Out of funds appropriated above from General Revenue - Dedicated Sexual Assault Program Account No. 5010, in program (2) Sexual Assault Prevention and Crisis Services Program, the Office of the Attorney General shall enter into contracts or provide grants of at least \$8,000,000 to rape crisis centers working to prevent sexual violence and at least \$500,000 for sexual assault nurse examiner programs for the purposes authorized by Texas Government Code, Section 420.008(c)(1) for the 2016-17 biennium. It is the intent of the Legislature that the funds appropriated from General Revenue - Dedicated Sexual Assault Program Account No. 5010 to the Office of the Attorney General be used to provide at least \$8,000,000 in contracts or grants to rape crisis centers above the level provided during the 2014-15 biennium.

None of the funds appropriated in Strategy C.1.2, Victims Assistance, may be expended on grants to organizations that make contributions to campaigns for elective office or that endorse candidates.

Within 100 days after the close of each fiscal year, the Office of the Attorney General shall submit a report detailing the expenditure of funds appropriated in Strategy C.1.2, Victims Assistance. The report shall include information on the guidelines used to select programs that receive grants, on the amount of grants awarded in each of the categories listed above, on the amount of expenditures for administration, and on audit and oversight activities conducted relating to the victims assistance grants and the programs receiving such grants. The report shall be submitted to the Legislative Budget Board, the Governor, the Senate Finance Committee, and the House Appropriations Committee.

Any unexpended balances of these funds remaining as of August 31, 2016, are appropriated to the Office of the Attorney General for the fiscal year beginning September 1, 2016 for the same purpose.

10. **Child Support Contractors.** Full-Time-Equivalent (FTE) positions associated with contracted workers in Strategy B.1.1, Child Support Enforcement, shall be exempt from the provisions in Article IX relating to limiting state agency employment levels.
11. **Unexpended Balances: Between Fiscal Years within the Biennium.** Any unobligated and unexpended balances as of August 31, 2016, in appropriations made to the Office of the Attorney General are appropriated for the same purpose for the fiscal year beginning September 1, 2016. It is the intent of the Legislature that any unexpended balances in Strategy B.1.1, Child Support Enforcement, shall be used only to enforce child support laws and regulations.
12. **Transfer Authority.** Notwithstanding limitations on appropriation transfers contained in the General Provisions of this Act, the Office of the Attorney General is authorized to direct agency resources and transfer such amounts appropriated above between appropriation line items.
13. **Interagency Contract with the Texas Department of Criminal Justice.** Notwithstanding Rider 8 above, Interagency Contracts for Legal Services, the Office of the Attorney General is appropriated any funds transferred from the Texas Department of Criminal Justice (TDCJ) pursuant to an interagency contract for the Office of the Attorney General to provide legal services to the Texas Department of Criminal Justice.
14. **Interagency Contract with the Department of Public Safety.** Notwithstanding Rider 8 above, Interagency Contracts for Legal Services, the Office of the Attorney General is appropriated any funds transferred from the Department of Public Safety pursuant to an interagency contract for the Office of the Attorney General to provide legal services to the Department of Public Safety.
15. **Bond Review Fees.** Included in the General Revenue amounts appropriated above for the 2016-17 biennium is \$8,773,794 in Strategy A.1.1, Legal Services, and \$1,388,590 in Strategy D.1.1, Medicaid Investigation, from the deposit of bond review fees as authorized by Government Code, §1202.004.
16. **Excess Incentive Collections.** In addition to Child Support Retained Collections appropriated above, the Office of the Attorney General is appropriated Child Support Incentive Collections receipts in excess of \$63,407,651 in fiscal year 2016 and \$63,407,651 in fiscal year 2017, to be

OFFICE OF THE ATTORNEY GENERAL
(Continued)

used in Strategy B.1.1, Child Support Enforcement, and B.1.2, State Disbursement Unit, during the 2016-17 biennium.

17. **Sex Offender Apprehension.** Out of funds appropriated above, the Office of the Attorney General shall coordinate activities related to sex offender apprehension with the Department of Public Safety, Texas Department of Criminal Justice, the Board of Pardons and Parole, the United States Marshals Service, and any other state or local law enforcement agency in order to maximize resources for the apprehension and arrest of sex offenders.
18. **Unexpended Balances Carried Forward Between Biennia.** Included in amounts appropriated above are unexpended balances out of Appropriated Receipts as of August 31, 2015, estimated to be \$26,015,970 (\$9,901,635 in fiscal year 2016 and \$16,114,335 in fiscal year 2017) in Strategy A.1.1, Legal Services, from the collection of attorney fees, investigative costs, and court costs for litigation related expenses.
19. **State Office of Risk Management.** Included in amounts appropriated above in Strategy E.1.1, Administrative Support for SORM, is \$765,340 in fiscal year 2016 and \$765,340 in fiscal year 2017 in Interagency Contracts from the State Office of Risk Management (SORM) for the administrative support of SORM.
20. **Cash Flow Contingency.** Contingent upon the receipt of federal funds in federally funded programs and with prior approval by the Legislative Budget Board, the Office of the Attorney General may temporarily utilize additional General Revenue funds, pending receipt of federal reimbursement, in an amount not to exceed the anticipated reimbursement, in each fiscal year of the biennium. The General Revenue amounts utilized above the General Revenue method of finance shall be utilized only for the purpose of temporary cash flow needs. These transfers and repayments shall be credited to the fiscal year being reimbursed and shall be in accordance with procedures established by the Comptroller of Public Accounts.
21. **Annual Child Support Service Fee.** Included in amounts appropriated above out of the General Revenue Fund in Strategy B.1.1, Child Support Enforcement, are revenue collected on or after September 1, 2015 by the Office of the Attorney General for assessing a \$25 annual service fee on all non-TANF cases in which \$500 or more has been collected in child support payments, established by Texas Family Code, Chapter 231, and deposited to Revenue Object Code 3618 in the General Revenue Fund, estimated to be \$13,843,638 in fiscal year 2016 and \$13,843,637 in fiscal year 2017. In the event that actual and/or projected revenue collections are insufficient to offset the costs identified by this provision, the Legislative Budget Board may direct the Comptroller of Public Accounts to reduce the appropriation authority provided above to be within the amount of revenue expected to be available.
22. **Monthly Child Support Processing Fee.** Included in amounts appropriated above out of the General Revenue Fund in Strategy B.1.2, State Disbursement Unit, are revenue collected on or after September 1, 2015 by the Office of the Attorney General for assessing a \$3 monthly processing fee on child support payments processed through the State Disbursement Unit, established by Texas Family Code, Chapter 231, and deposited to Revenue Object Code 3618 in the General Revenue Fund, estimated to be \$2,702,583 in fiscal year 2016 and \$2,702,583 in fiscal year 2017. In the event that actual and/or projected revenue collections are insufficient to offset the costs identified by this provision, the Legislative Budget Board may direct the Comptroller of Public Accounts to reduce the appropriation authority provided above to be within the amount of revenue expected to be available.
23. **Appropriation of License Plate Receipts.** Included in amounts appropriated above in Strategy A.1.1, Legal Services, is all license plate revenue collected on or after September 1, 2015, from the sale of the Big Brothers and Big Sisters license plates (estimated to be \$800 each fiscal year of the 2016-17 biennium) as provided by Transportation Code, §504.663 and from the sale of the Choose Life license plates (estimated to be \$28,000 each fiscal year of the 2016-17 biennium) as provided by Transportation Code §504.662 and deposited to the credit of the License Plate Trust Fund Account No. 0802 for the purpose of making grants to eligible organizations.

Any unexpended balances remaining as of August 31, 2016, in the appropriation made herein are appropriated for the fiscal year beginning September 1, 2016.

24. **Capital Expenditures Authorized.** Notwithstanding the limitations placed on the expenditure of funds for capital budget items contained in this Act, the Office of the Attorney General is authorized to expend funds appropriated to the Office of the Attorney General for the acquisition of capital budget items.

OFFICE OF THE ATTORNEY GENERAL
(Continued)

- 25. Outside Legal Counsel Contracts Review Fee.** Included in General Revenue amounts appropriated above for the 2016-17 biennium is \$350,000 in Strategy A.1.1, Legal Services, from the deposit of outside legal counsel review fees as authorized by Texas Government Code, §402.0212.
- 26. Interagency Contract with the Texas Department of Transportation.** Notwithstanding Rider 8 above, Interagency Contracts for Legal Services, included in the amounts appropriated above to the Office of the Attorney General is \$6,075,362 in Interagency Contracts each fiscal year of the 2016-17 biennium to Strategy A.1.1, Legal Services, from the Texas Department of Transportation (TXDOT) pursuant to an interagency contract for the Office of the Attorney General, Transportation Division, to provide legal services to the Texas Department of Transportation.
- 27. Contingency for Victim Assistance Grants.** Included in the amounts appropriated above in Strategy C.1.2, Victims Assistance, is \$15,000,000 in fiscal year 2016 and \$5,000,000 in fiscal year 2017 in General Revenue-Dedicated Sexual Assault Program Account No. 5010 for victim assistance grants.

Amounts identified in this rider out of General Revenue-Dedicated Sexual Assault Program Account No. 5010 for the 2016-17 biennium are contingent upon litigation relating to admission fees to certain sexually-oriented businesses being resolved in favor of the State of Texas. In the event the litigation is not resolved in favor of the State of Texas, General Revenue is appropriated in the same amounts in victim assistance grant funding for the 2016-17 biennium.

Any unexpended balances remaining as of August 31, 2016, in the appropriation made herein are appropriated for the fiscal year beginning September 1, 2016.

- 28. TXCSES 2.0 Oversight.** Out of funds appropriated above the Office of the Attorney General shall continue in its project oversight role by forming an Executive Steering Committee for the Texas Child Support Enforcement System 2.0 (TXCSES 2.0) capital project. The TXCSES 2.0 Executive Steering Committee would provide executive-level strategic direction and commitment to the TXCSES 2.0 project. The Attorney General or his designee shall chair the TXCSES 2.0 Executive Steering Committee. Membership of the TXCSES 2.0 Executive Steering Committee shall include the similar executive level representatives, including Chief Financial Officer, Information Resource Manager, technology sponsors, project managers, project contractors, independent verification & validation members, and members of the Quality Assurance Team or their designee.

In addition, the TXCSES 2.0 Executive Steering Committee shall report any anticipated cost over-runs and project delays above the amounts identified for these projects above in Rider 2, Capital Budget Rider, to the Legislative Budget Board. Notwithstanding Rider 24, Capital Expenditures Authorized, any cost over-runs shall be paid from amounts appropriated above out of Appropriated Receipts.

Another Method of Finance may not be expended on this project for cost over-runs without prior written approval from the Legislative Budget Board. Additional information requested from the Legislative Budget Board related to this approval shall be provided in a timely manner and shall be prepared in a format specified by the Legislative Budget Board. The request shall be considered to be approved unless the Legislative Budget Board issues a written disapproval within 30 business days of the date on which the staff of the Legislative Budget Board concludes its review of the proposal to expend the funds and forwards its review to the Chair of the House Appropriations Committee, Chair of the Senate Finance Committee, Speaker of the House of Representatives, and Lieutenant Governor.

- 29. Outside Legal Contract Reviews, Reporting Requirement.** Out of funds appropriated above, the Office of the Attorney General shall report annually the number of outside legal contracts reviewed, approved, and disapproved pursuant to Government Code, §402.0212. The report shall include the benefit to the state from the approved outside legal contracts and shall list all outside legal contracts utilized by the Office of the Attorney General during the fiscal year. The Office of the Attorney General shall provide the Legislative Budget Board an annual report regarding outside legal contracts within 60 days after the close of each fiscal year.
- 30. Human Trafficking Prevention Task Force, Reporting Requirement.** Out of funds appropriated above, the Office of the Attorney General shall report annually the activities of the Human Trafficking Prevention Task Force, as established by Government Code, §402.035. The

OFFICE OF THE ATTORNEY GENERAL
(Continued)

report shall include information on collaborations with federal, state, and local partners, a statistical summary of human trafficking activities in the state, and recommendations to enhance efforts to prevent human trafficking. The Office of the Attorney General shall provide the report to the Legislative Budget Board within 60 days after the close of each fiscal year.

- 31. Interagency Contract with the Comptroller of Public Accounts.** Included in amounts appropriated above in Strategy A.1.1, Legal Services, and notwithstanding Rider 8, Interagency Contracts for Legal Services, is \$150,000 in General Revenue and 1.0 Full-Time Equivalent (FTE) for each fiscal year of the 2016-17 biennium for the Office of the Attorney General to provide legal representation on behalf of the Comptroller of Public Accounts regarding tax regulation and claims contingent upon execution of an interagency contract between the Comptroller of Public Account and the Office of the Attorney General.

¹ Incorporates Article IX, §18.27, of this Act, due to enactment of HB 3327, 84th Legislature, Regular Session, relating to a grant program to fund domestic violence high risk teams, resulting in increases of \$300,000 out of General Revenue each fiscal year of the biennium.

² Incorporates Article IX, §18.28, of this Act, due to enactment of HB 2037, 84th Legislature, Regular Session, relating to compensation and leave of certain peace officers, resulting in increases of \$1,990,131 in FY 2016 and \$2,063,816 in FY 2017 out of General Revenue, increases of \$963,722 in FY 2016 and \$994,337 in FY 2017 out of Federal Funds, and increases of \$91,835 in FY 2016 and \$97,376 in FY 2017 out of Interagency Contracts – Criminal Justice Grants, affecting several strategies.

³ Incorporates Article IX, §18.22, of this Act, due to enactment of HB 1446, 84th Legislature, Regular Session, relating to reimbursement of certain medical costs for victims of certain sex offenses and compensation to victims of stalking for relocation and housing rental expenses, resulting in increases of \$2,828,349 in FY 2016 and \$2,867,463 in FY 2017 out of General Revenue – Dedicated Compensation to Victims of Crime Account No. 0469 and increases of 2.0 FTEs in each year of the biennium. Performance measures are adjusted accordingly.

⁴ Article IX, §18.02 of this Act, increases the salary of the Attorney General from \$150,000 to \$153,750.

BOND REVIEW BOARD

	For the Years Ending	
	August 31, 2016	August 31, 2017
Method of Financing:		
General Revenue Fund	\$ 784,160	\$ 815,161
Total, Method of Financing	\$ 784,160	\$ 815,161
This bill pattern represents an estimated 100% of this agency's estimated total available funds for the biennium.		
Number of Full-Time-Equivalents (FTE):	10.0	10.0
Schedule of Exempt Positions:		
Executive Director, Group 3 ¹	\$128,125	\$128,125
Items of Appropriation:		
A. Goal: PROTECT TEXAS BOND RATING		
Issue Texas' Bonds Cost Effectively Using Sound Debt Mgmt. Policies.		
A.1.1. Strategy: REVIEW BOND ISSUES	\$ 156,832	\$ 163,033
Review Bond Issues to Assure Legality and Other Provisions.		
A.1.2. Strategy: STATE BOND DEBT	\$ 156,832	\$ 163,032
Report to the Legislature on Debt Obligation and Policy Alternatives.		
Total, Goal A: PROTECT TEXAS BOND RATING	\$ 313,664	\$ 326,065

BOND REVIEW BOARD
(Continued)

B. Goal: LOCAL BOND DEBT

Ensure That Public Officials Have Current Info on Debt Management.

B.1.1. Strategy: ANALYZE LOCAL BOND DEBT	\$ 313,664	\$ 326,064
Analyze Data on Local Government Finance and Debt Management.		

C. Goal: PRIVATE ACTIVITY BONDS

Equitably Administer the Private Activity Bond Allocation for Texas.

C.1.1. Strategy: ADMINISTER PRIVATE ACTIVITY BONDS	\$ 156,832	\$ 163,032
Effectively Administer the Private Activity Bond Allocation Program.		

Grand Total, BOND REVIEW BOARD	<u>\$ 784,160</u>	<u>\$ 815,161</u>
---------------------------------------	-------------------	-------------------

Object-of-Expense Informational Listing:

Salaries and Wages	\$ 667,000	\$ 695,000
Other Personnel Costs	18,000	18,000
Professional Fees and Services	12,000	15,000
Consumable Supplies	4,000	4,000
Travel	3,000	3,000
Rent - Building	359	361
Rent - Machine and Other	6,000	6,000
Other Operating Expense	<u>73,801</u>	<u>73,800</u>

Total, Object-of-Expense Informational Listing	<u>\$ 784,160</u>	<u>\$ 815,161</u>
---	-------------------	-------------------

Estimated Allocations for Employee Benefits and Debt Service Appropriations Made Elsewhere in this Act:

Employee Benefits

Retirement	\$ 53,374	\$ 53,587
Group Insurance	89,202	97,387
Social Security	44,490	44,713
Benefits Replacement	<u>841</u>	<u>761</u>

Subtotal, Employee Benefits	<u>\$ 187,907</u>	<u>\$ 196,448</u>
-----------------------------	-------------------	-------------------

Total, Estimated Allocations for Employee Benefits and Debt Service Appropriations Made Elsewhere in this Act	<u>\$ 187,907</u>	<u>\$ 196,448</u>
--	-------------------	-------------------

1. **Performance Measure Targets.** The following is a listing of the key performance target levels for the Bond Review Board. It is the intent of the Legislature that appropriations made by this Act be utilized in the most efficient and effective manner possible to achieve the intended mission of the Bond Review Board. In order to achieve the objectives and service standards established by this Act, the Bond Review Board shall make every effort to attain the following designated key performance target levels associated with each item of appropriation.

	<u>2016</u>	<u>2017</u>
A. Goal: PROTECT TEXAS BOND RATING		
A.1.1. Strategy: REVIEW BOND ISSUES		
Output (Volume):		
Number of State Bond Issues and Lease-purchase Projects Reviewed	30	30
A.1.2. Strategy: STATE BOND DEBT		
Output (Volume):		
Number of Responses to Debt Information Requests	125	175
B. Goal: LOCAL BOND DEBT		
B.1.1. Strategy: ANALYZE LOCAL BOND DEBT		
Output (Volume):		
Number of Local Government Financings Analyzed	1,600	1,600
C. Goal: PRIVATE ACTIVITY BONDS		
C.1.1. Strategy: ADMINISTER PRIVATE ACTIVITY BONDS		
Output (Volume):		
Number of Applications Reviewed	60	60

BOND REVIEW BOARD
(Continued)

2. **Tuition Revenue Bond Debt Service.** The Bond Review Board shall provide copies of Final Transaction Reports and Semi-Annual Issuer Reports for debt issued by institutions of higher education and issued by the Texas Public Finance Authority on behalf of institutions of higher education to the Legislative Budget Board within 30 days of receipt. The reports should include separate debt service and debt outstanding for tuition revenue bonds and other revenue bonds issued by institutions of higher education and by the Texas Public Finance Authority on behalf of institutions of higher education.

¹ Article IX, §18.02 of the Act, increases the salary of the Executive Director from \$125,000 to \$128,125.

CANCER PREVENTION AND RESEARCH INSTITUTE OF TEXAS

	For the Years Ending	
	August 31, 2016	August 31, 2017
Method of Financing:		
Other Funds		
Appropriated Receipts	\$ 40,000	\$ 40,000
Bond Proceeds - General Obligation Bonds	300,000,000	300,000,000
License Plate Trust Fund Account No. 0802	15,000	15,000
Subtotal, Other Funds	<u>\$ 300,055,000</u>	<u>\$ 300,055,000</u>
Total, Method of Financing	<u>\$ 300,055,000</u>	<u>\$ 300,055,000</u>
This bill pattern represents an estimated 100% of this agency's estimated total available funds for the biennium.		
Number of Full-Time-Equivalents (FTE):	32.0	32.0
Schedule of Exempt Positions:		
Chief Executive Officer, Group ⁷	\$256,250	\$256,250
Chief Scientific Officer ²	553,500	553,500
Items of Appropriation:		
A. Goal: CANCER RESEARCH AND PREVENTION SVCS		
Create and Expedite Innovation in Cancer Research and Prevention Servs.		
A.1.1. Strategy: AWARD CANCER RESEARCH GRANTS	\$ 254,925,317	\$ 254,879,810
A.1.2. Strategy: AWARD CANCER PREVENTION GRANTS	\$ 28,340,035	\$ 28,334,312
A.1.3. Strategy: GRANT REVIEW AND AWARD OPERATIONS	<u>\$ 13,807,163</u>	<u>\$ 13,810,226</u>
Total, Goal A: CANCER RESEARCH AND PREVENTION SVCS	<u>\$ 297,072,515</u>	<u>\$ 297,024,348</u>
B. Goal: INDIRECT ADMINISTRATION		
B.1.1. Strategy: INDIRECT ADMINISTRATION	\$ 2,982,485	\$ 3,030,652
Grand Total, CANCER PREVENTION AND RESEARCH INSTITUTE OF TEXAS	<u>\$ 300,055,000</u>	<u>\$ 300,055,000</u>
Object-of-Expense Informational Listing:		
Salaries and Wages	\$ 4,093,545	\$ 4,093,545
Other Personnel Costs	54,726	56,641
Professional Fees and Services	12,055,500	12,090,525
Consumable Supplies	26,651	27,584
Utilities	64,921	66,219
Travel	78,611	81,362
Rent - Building	33,534	34,708
Rent - Machine and Other	32,758	33,904
Other Operating Expense	349,402	356,390
Grants	<u>283,265,352</u>	<u>283,214,122</u>
Total, Object-of-Expense Informational Listing	<u>\$ 300,055,000</u>	<u>\$ 300,055,000</u>

CANCER PREVENTION AND RESEARCH INSTITUTE OF TEXAS

(Continued)

Estimated Allocations for Employee Benefits and Debt Service Appropriations Made Elsewhere in this Act:

Employee Benefits

Retirement	\$ 179,171	\$ 179,889
Group Insurance	132,078	142,119
Social Security	145,519	146,247
Benefits Replacement	4,945	4,475
Subtotal, Employee Benefits	\$ 461,713	\$ 472,730

Debt Service

TPFA GO Bond Debt Service	\$ 79,233,388	\$ 110,106,377
---------------------------	---------------	----------------

Total, Estimated Allocations for Employee Benefits and Debt Service Appropriations Made Elsewhere in this Act

	\$ 79,695,101	\$ 110,579,107
--	---------------	----------------

1. **Performance Measure Targets.** The following is a listing of the key performance target levels for the Cancer Prevention and Research Institute of Texas. It is the intent of the Legislature that appropriations made by this Act be utilized in the most efficient and effective manner possible to achieve the intended mission of the Cancer Prevention and Research Institute of Texas. In order to achieve the objectives and service standards established by this Act, the Cancer Prevention and Research Institute of Texas shall make every effort to attain the following designated key performance target levels associated with each item of appropriation.

	2016	2017
A. Goal: CANCER RESEARCH AND PREVENTION SVCS		
A.1.1. Strategy: AWARD CANCER RESEARCH GRANTS		
Output (Volume):		
Number of Entities Relocating to Texas for Cancer-Research Related Projects	2	2
Explanatory:		
Number of Published Articles on CPRIT-Funded Research Projects	450	450
Number of New Jobs Created and Maintained	315	315
A.1.2. Strategy: AWARD CANCER PREVENTION GRANTS		
Output (Volume):		
Number of People Served by Institute Funded Prevention and Control Activities	800,000	800,000
Explanatory:		
Annual Age-adjusted Cancer Mortality Rate	155.3	152.5

2. **Texans Conquer Cancer and Cancer of Unknown Primary Origin Awareness Plates: Appropriation of License Plate Receipts.** Included in the amounts appropriated above in Strategy A.1.2, Award Cancer Prevention Grants, is all license plate revenue collected on or after September 1, 2015 (estimated to be \$15,000 in fiscal year 2016 and \$15,000 in fiscal year 2017) from the sale of the Texans Conquer Cancer license plates as provided by Transportation Code, §504.620 and Cancer of Unknown Primary Origin Awareness license plates as provided by Transportation Code, §504.6201 and deposited to the credit of the License Plate Trust Fund No. 0802.

Any unexpended balances remaining as of August 31, 2016, in the appropriation made herein are appropriated to the Cancer Prevention and Research Institute of Texas for the fiscal year beginning September 1, 2016.

3. **Reimbursement of Advisory Committees.** Out of funds appropriated above, reimbursement of travel costs shall be in accordance with provisions of this Act related to the per diem of Advisory Committee Members. Additionally, the Cancer Prevention and Research Institute of Texas may provide an honorarium to members of the Scientific Research and Prevention Programs Committees as authorized in Health and Safety Code, Chapter 102 and in accordance with Government Code, Chapter 2110.

To the maximum extent possible, the Cancer Prevention and Research Institute shall encourage the use of videoconferencing and teleconferencing.

CANCER PREVENTION AND RESEARCH INSTITUTE OF TEXAS

(Continued)

4. **Transfer Authority.** Notwithstanding Article IX, Section 14.01, Appropriation Transfers, no appropriations or unexpended balances may be transferred out of Strategy A.1.1, Award Cancer Research Grants, or Strategy A.1.2, Award Cancer Prevention Grants, unless the Cancer Prevention and Research Institute of Texas submits a written request to the Legislative Budget Board, in a format prescribed by the Legislative Budget Board, that provides information regarding the purposes for the transfer; and the Legislative Budget Board issues written approval. The written request must be submitted to the Legislative Budget Board no later than 45 days prior to the date the transfer is expected to be needed by the agency.
5. **Transfer to Department of State Health Services for the Cancer Registry.** Out of amounts appropriated above out of General Obligation Bond Proceeds to the Cancer Prevention and Research Institute of Texas is \$2,969,554 out of General Obligation Bond Proceeds each fiscal year of the 2016-17 biennium which shall be transferred to the Department of State Health Services in Strategy A.1.2, Health Data and Analysis, for administration of the Cancer Registry in accordance with the Texas Constitution, Article III, Section 67 and Health and Safety Code, Chapter 102.
6. **Quarterly Financial Report.** The Cancer Prevention and Research Institute of Texas shall submit the following information, to the Legislative Budget Board and the Governor, in a format specified by the Legislative Budget Board, and make available to the public on a quarterly basis:
 - a. Information on appropriated, budgeted, expended and projected funds, by strategy and method of finance;
 - b. Narrative explanations of significant budget adjustments, ongoing budget issues, and other as appropriate;
 - c. Collections, expenditures, and balances for revenues generated by the Institute as of the last day of the prior month; and
 - d. Any other information requested by the Legislative Budget Board or the Governor.
7. **Limitation on Expenditure for Contracts.** Without the prior approval of the Legislative Budget Board, the Cancer Prevention and Research Institute of Texas shall not use funds appropriated above to enter into any contract, including contract renewals, extensions, and increases and excluding grant awards under Health and Safety Code Chapter 102, Subchapter F, in excess of \$250,000. Additional information requested by the Legislative Budget Board related to this approval shall be provided in a timely manner and shall be prepared in a format specified by the Legislative Budget Board. The written request must be submitted to the Legislative Budget Board no later than 45 days prior to the date the contract is expected to be needed by the agency.

The request shall be considered approved unless the Legislative Budget Board issues a written disapproval within 30 business days of the date on which the staff of the Legislative Budget Board concludes its review of the contract request and forwards its review to the Chair of the House Appropriations Committee, the Chair of the Senate Finance Committee, the Speaker of the House, and Lieutenant Governor.

8. **Unexpended Balances Within the Biennium.** Any unexpended balances remaining as of August 31, 2016, in the appropriations made above are appropriated for the fiscal year beginning September 1, 2016.

The Cancer Prevention and Research Institute of Texas shall report the amount of unexpended balances remaining as of August 31, 2016 and carried forward into the fiscal year beginning September 1, 2016 to the Legislative Budget Board no later than 30 days after the end of the fiscal year.

9. **Unexpended Balances Between Biennia.** Included in amounts appropriated above are any unexpended balances out of General Obligation Bond Proceeds (estimated to be \$0) remaining as of August 31, 2015 in appropriations made to the Cancer Prevention and Research Institute of Texas for the same purpose for the biennium beginning September 1, 2015.

CANCER PREVENTION AND RESEARCH INSTITUTE OF TEXAS

(Continued)

The Cancer Prevention and Research Institute of Texas shall report the amount of unexpended balances remaining as of August 31, 2015, and carried forward into the fiscal year beginning September 1, 2015, to the Legislative Budget Board no later than 30 days after the end of the fiscal year.

¹ Article IX, §18.02 of this Act, increases the salary of the Chief Executive Officer from \$250,000 to \$256,250.

² Article IX, §18.02 of this Act, increases the salary of the Chief Scientific Officer from \$540,000 to \$553,500.

COMPTROLLER OF PUBLIC ACCOUNTS

	For the Years Ending	
	August 31, 2016	August 31, 2017
Method of Financing:		
General Revenue Fund ^{1, 2, 3}	\$ 281,483,878	\$ 274,774,578
GR Dedicated - Sexual Assault Program Account No. 5010	250,000	UB
<u>Other Funds</u>		
Appropriated Receipts	13,220,800	13,220,800
Interagency Contracts	2,748,039	2,748,039
Subtotal, Other Funds	<u>\$ 15,968,839</u>	<u>\$ 15,968,839</u>
Total, Method of Financing	<u><u>\$ 297,702,717</u></u>	<u><u>\$ 290,743,417</u></u>
This bill pattern represents an estimated 100% of this agency's estimated total available funds for the biennium.		
Number of Full-Time-Equivalents (FTE):^{2, 3}	2,819.3	2,823.3
Schedule of Exempt Positions:		
Comptroller of Public Accounts, Group 6 ⁴	\$153,750	\$153,750
Items of Appropriation:		
A. Goal: COMPLIANCE WITH TAX LAWS		
To Improve Voluntary Compliance with Tax Laws.		
A.1.1. Strategy: ONGOING AUDIT ACTIVITIES¹	\$ 94,614,077	\$ 95,460,827
Maintain an Ongoing Program of Audit and Verification Activities.		
A.2.1. Strategy: TAX LAWS COMPLIANCE¹	\$ 41,083,094	\$ 39,771,094
Improve Compliance with Tax Laws through Contact & Collection Program.		
A.3.1. Strategy: TAXPAYER INFORMATION	\$ 18,503,744	\$ 18,788,744
Provide Information to Taxpayers, Government Officials and the Public.		
A.4.1. Strategy: TAX HEARINGS²	<u>\$ 8,995,213</u>	<u>\$ 8,908,963</u>
Provide Tax Hearings/Represent the Agency/Provide Legal Counsel.		
Total, Goal A: COMPLIANCE WITH TAX LAWS	<u><u>\$ 163,196,128</u></u>	<u><u>\$ 162,929,628</u></u>
B. Goal: MANAGE FISCAL AFFAIRS		
To Efficiently Manage the State's Fiscal Affairs.		
B.1.1. Strategy: ACCOUNTING/REPORTING	\$ 23,467,746	\$ 23,753,496
Proj Receipts/Disbursements; Complete Accounting/Reporting Resps.		
B.1.2. Strategy: CAPPS IMPLEMENTATION³	\$ 49,327,463	\$ 46,318,163
Implement a Statewide Enterprise Resource Planning System.		
B.2.1. Strategy: PROPERTY TAX PROGRAM	\$ 9,266,892	\$ 9,370,142
Conduct Property Value Study; Provide Assistance; Review Methods.		

COMPTROLLER OF PUBLIC ACCOUNTS

(Continued)

B.3.1. Strategy: TREASURY OPERATIONS Ensure State's Assets, Cash Receipts, and Warrants are Prop Secured.	\$ 5,178,506	\$ 5,236,256
B.4.1. Strategy: PROCUREMENT ² Provide Statewide Procurement and Support Services.	\$ 5,474,332	\$ 5,024,332
Total, Goal B: MANAGE FISCAL AFFAIRS	\$ 92,714,939	\$ 89,702,389
C. Goal: TAX AND FINANCIAL INFO TECHNOLOGY Manage the Receipt and Disbursement of State Tax Revenue.		
C.1.1. Strategy: REVENUE & TAX PROCESSING Improve Tax/Voucher Data Processing, Tax Collection & Disbursements.	\$ 41,791,650	\$ 38,111,400
Grand Total, COMPTROLLER OF PUBLIC ACCOUNTS	\$ 297,702,717	\$ 290,743,417
Object-of-Expense Informational Listing:		
Salaries and Wages	\$ 188,162,128	\$ 189,535,048
Other Personnel Costs	6,772,148	6,773,729
Professional Fees and Services	53,633,834	48,404,742
Fuels and Lubricants	29,500	29,500
Consumable Supplies	1,286,547	1,286,547
Utilities	1,762,334	1,762,334
Travel	4,985,789	4,985,789
Rent - Building	3,490,888	3,490,888
Rent - Machine and Other	9,839,389	9,839,389
Other Operating Expense	27,740,160	24,635,451
Total, Object-of-Expense Informational Listing	\$ 297,702,717	\$ 290,743,417
Estimated Allocations for Employee Benefits and Debt Service Appropriations Made Elsewhere in this Act:		
<u>Employee Benefits</u>		
Retirement	\$ 15,127,642	\$ 15,188,251
Group Insurance	36,026,356	39,435,323
Social Security	12,701,740	12,765,249
Benefits Replacement	628,455	568,752
Subtotal, Employee Benefits	\$ 64,484,193	\$ 67,957,575
<u>Debt Service</u>		
Lease Payments	\$ 604,543	\$ 570,150
Total, Estimated Allocations for Employee Benefits and Debt Service Appropriations Made Elsewhere in this Act	\$ 65,088,736	\$ 68,527,725

1. **Performance Measure Targets.** The following is a listing of the key performance target levels for the Comptroller of Public Accounts. It is the intent of the Legislature that appropriations made by this Act be utilized in the most efficient and effective manner possible to achieve the intended mission of the Comptroller of Public Accounts. In order to achieve the objectives and service standards established by this Act, the Comptroller of Public Accounts shall make every effort to attain the following designated key performance target levels associated with each item of appropriation.

	<u>2016</u>	<u>2017</u>
A. Goal: COMPLIANCE WITH TAX LAWS		
Outcome (Results/Impact):		
Percent Accuracy Rate of Reported Amounts on Original Audits	97%	97%
Average Monthly Delinquent and Other Account Closure Rate per Enforcement Collector	300	300
A.1.1. Strategy: ONGOING AUDIT ACTIVITIES		
Output (Volume):		
Number of Audits and Verifications Conducted	15,250	15,250
Efficiencies:		
Average Dollars Assessed to Dollar Cost	48	48

COMPTROLLER OF PUBLIC ACCOUNTS
(Continued)

A.2.1. Strategy: TAX LAWS COMPLIANCE

Efficiencies:

Delinquent Taxes Collected Per Collection-related Dollar Expended	65	65
---	----	----

A.3.1. Strategy: TAXPAYER INFORMATION

Output (Volume):

Total Number of Responses Issued by Tax Policy	17,000	17,000
--	--------	--------

Efficiencies:

Percent of Responses Issued by Tax Policy within 7 Working Days	65%	65%
---	-----	-----

B. Goal: MANAGE FISCAL AFFAIRS

Outcome (Results/Impact):

Percentage of Scheduled Independent School Districts' Total Value in Which PTAD Met the Target Margin of Error	95%	95%
--	-----	-----

Percentage of Funds Processed Electronically	99%	99%
--	-----	-----

B.2.1. Strategy: PROPERTY TAX PROGRAM

Output (Volume):

Number of Properties Included in the Property Value Study	95,000	85,000
---	--------	--------

B.3.1. Strategy: TREASURY OPERATIONS

Output (Volume):

Number of State Depository Bank Account Reconciliations Performed	13,500	13,500
---	--------	--------

B.4.1. Strategy: PROCUREMENT

Output (Volume):

Number of Historically Underutilized Business Field Audits Conducted	700	700
--	-----	-----

Number of Historically Underutilized Business Desk Audits Conducted	2,700	2,700
---	-------	-------

C. Goal: TAX AND FINANCIAL INFO TECHNOLOGY

Outcome (Results/Impact):

Time Taken to Return Tax Allocations to Local Jurisdictions (Days)	22	22
--	----	----

C.1.1. Strategy: REVENUE & TAX PROCESSING

Output (Volume):

Number of Tax Returns Processed	5,100,000	5,150,000
---------------------------------	-----------	-----------

Efficiencies:

Average Number of Hours to Deposit Receipts	12	12
---	----	----

2. **Capital Budget.**^{1,3} Funds appropriated above may be expended for capital budget items listed below. The amounts identified for each item may be adjusted or expended on other capital expenditures, subject to the aggregate dollar restrictions on capital budget expenditures provided in the general provisions of this Act.

	2016	2017
a. Acquisition of Information Resource Technologies		
(1) Daily Operations	\$ 8,753,700	\$ 8,753,700
(2) Enterprise Content Management System Replacement	658,684	UB
(3) Integrated Tax System Infrastructure Modernization	4,000,000	6,500,000
(4) Unclaimed Property System Replacement	4,100,000	UB
Total, Acquisition of Information Resource Technologies	\$ 17,512,384	\$ 15,253,700
b. Acquisition of Capital Equipment and Items		
(1) Office Furnishings	3,000,000	UB
c. Centralized Accounting and Payroll/Personnel System(CAPPS)		
(1) ProjectONE/Centralized Accounting and Payroll/Personnel System (CAPPS)	45,312,025	42,178,224
Total, Capital Budget	\$ 65,824,409	\$ 57,431,924
Method of Financing (Capital Budget):		
General Revenue Fund	\$ 51,616,981	\$ 43,224,496

COMPTROLLER OF PUBLIC ACCOUNTS

(Continued)

<u>Other Funds</u>		
Appropriated Receipts	12,097,081	12,097,081
Interagency Contracts	2,110,347	2,110,347
Subtotal, Other Funds	<u>\$ 14,207,428</u>	<u>\$ 14,207,428</u>
 Total, Method of Financing	 <u>\$ 65,824,409</u>	 <u>\$ 57,431,924</u>

3. **Appropriation of Receipts.** The Comptroller is hereby authorized to transfer appropriated funds and cash from the state agencies' funds and accounts to the Comptroller's Office to reimburse for the cost of mailing warrants and consolidating payments across agency and fund lines, making electronic transfers and data transmissions to financial institutions, vendors, and associated activities. These, and all sums received in refund of postage, insurance, and shipping costs for the cigarette stamp program, are hereby appropriated to the Comptroller's Office.

4. **Employee Incentive Rider.** In addition to the existing authority and amounts related to employee compensation and benefits, the Comptroller of Public Accounts may expend amounts necessary from funds appropriated for the 2016-17 biennium for the purposes of enhancing compensation, providing incentives, or paying associated expenses for high performing employees within the Comptroller's Office.

5. **Capital Expenditures Authorized.** Notwithstanding the limitations placed on the expenditure of funds for capital budget items contained in this Act, the Comptroller of Public Accounts is hereby authorized to expend funds appropriated to the Comptroller of Public Accounts for the acquisition of capital budget items.

6. **Transfer Authority.** Notwithstanding limitations on appropriation transfers contained in the General Provisions of this Act, the Comptroller of Public Accounts is hereby authorized to direct agency resources and transfer such amounts appropriated above between appropriation line items.

7. **Unexpended Balances Carried Forward Between Biennia.** All unobligated and unexpended balances appropriated and/or allocated to the Comptroller of Public Accounts from the 2014-15 biennium due to efficiencies or other cost savings of the Comptroller are hereby appropriated for the 2016-17 biennium. The appropriations herein are for ensuring the continuation of high priority programs within the Comptroller's Office.

8. **Appropriation of Unclaimed Property Handling Fees.** Included in the amounts appropriated above to the Comptroller of Public Accounts in Strategy C.1.1, Revenue and Tax Processing, is an estimated \$1,000,000 out of the General Revenue Fund in each fiscal year of the biennium from Unclaimed Property handling fees, collected pursuant to Property Code §74.509, to perform statutory obligations under §§74.201, 74.203, 74.601, and 74.602 of the Texas Property Code and to respond to public inquiries generated by the advertising program including, but not limited to, the hiring of temporary employees. Such amounts shall not exceed the amount of money credited to Unclaimed Property Receipts from unclaimed property proceeds.

In the event that actual and/or projected revenue collections are below estimates provided herein, the Legislative Budget Board may direct the Comptroller of Public Accounts to reduce the appropriation authority provided above to be within the amount of revenue expected to be available.

9. **Uniform Statewide Accounting and Payroll Services and Technology.** There is hereby appropriated to the Comptroller of Public Accounts all revenues received as a result of cost sharing arrangements with other state agencies, other governmental units, or non-government entities for software, technology, licensing arrangements, royalty receipts, or other charges or receipts from the sharing of technological or other information, expertise, services, or cooperative agreements of any kind. Such revenues shall be available to the Comptroller for the use of further enhancement of automation and technology services, computer services, and computer time.

10. **Unexpended Balances Between Fiscal Years Within the Biennium.** Any unexpended balances as of August 31, 2016, in the appropriations made herein to the Comptroller of Public Accounts are hereby appropriated for the same purpose for the fiscal year beginning September 1, 2016.

11. **Reimbursement for Treasury Operations.** In accordance with §404.071, Government Code, the Comptroller of Public Accounts shall determine the costs incurred in receiving, paying,

COMPTROLLER OF PUBLIC ACCOUNTS

(Continued)

accounting for, and investing money in funds and accounts which are entitled to receive temporary interest. An amount equal to these costs shall be deducted from the interest earned on such funds and accounts and is hereby appropriated for deposit into the General Revenue Fund.

- 12. Vehicle Fuel Efficiency Standard.** The Comptroller of Public Accounts shall report to the Legislature once per biennium on the number of vehicles procured by each state agency that comply with state agency vehicle fuel standard described in §2158.009, Government Code, and the number of vehicles procured by each state agency that do not comply with the standard.
- 13. Appropriation of Liquidity Fees.** Included in the amounts appropriated above in Strategy B.3.1, Treasury Operations, is an amount estimated to be \$125,000 out of the General Revenue Fund in each fiscal year of the biennium from liquidity fees collected pursuant to Government Code §404.027 for the purpose of contracting with or employing financial market experts, including financial advisors, financial analysts, swap advisors, bond counsel, and other similar market experts, as necessary, on issues impacting the financial condition of the state.

In the event that actual and/or projected revenue collections are below estimates provided herein, the Legislative Budget Board may direct the Comptroller of Public Accounts to reduce the appropriation authority provided above to be within the amount of revenue expected to be available.

- 14. Informational Listing: Enterprise Resource Planning Software License Payments.** The following is an informational listing of funds appropriated above in Strategy B.1.2, CAPPs Implementation, out of Interagency Contracts by agency for enterprise resource planning software license payments.

	FY 2016	FY 2017
ARTICLE I		
Office of the Attorney General	\$55,662	\$55,662
ARTICLE II		
Health and Human Services		
Commission	\$1,268,244	\$1,268,244
ARTICLE III		
Texas Education Agency	\$138,621	\$138,621
ARTICLE VII		
Department of Housing and		
Community Affairs	\$52,905	\$52,905
Texas Department of Transportation	\$281,468	\$281,468
Texas Workforce Commission	\$284,029	\$284,029
Total, Software License Payments	\$2,080,929	\$2,080,929

- 15. Statewide Procurement Fees.** Included in amounts appropriated above in Strategy B.1.2, CAPPs Implementation, is an estimated \$12,000,000 out of Appropriated Receipts in each fiscal year of the biennium from statewide procurement fees assessed under §2101.034, Government Code, for the purpose of implementation of the statewide Centralized Accounting and Payroll/Personnel System. Such amounts shall not exceed the amount of money credited to General Revenue from statewide procurement proceeds.

Also included in amounts appropriated above in Strategy B.1.2, CAPPs Implementation, and Strategy B.4.1, Procurement, is an estimated \$1,070,800 in Appropriated Receipts and an estimated \$542,110 in Interagency Contracts in each fiscal year of the biennium from receipts assessed under Chapter 2155 and §2176.109, Government Code, §271.082, Local Government Code, and §122.019, Human Resources Code, by the Texas Procurement and Support Services division within the Comptroller of Public Accounts for administration of statewide procurement services.

- 16. Report on the Implementation of the Centralized Accounting and Payroll/Personnel System.** Out of funds appropriated above, the Comptroller of Public Accounts shall report annually to the Legislative Budget Board by October 1st of each fiscal year on the status of the implementation of the Centralized Accounting and Payroll/Personnel System (CAPPs). The report shall include:
 - a. Project costs, including ongoing maintenance and support, in the prior two fiscal years and the projected costs of the current fiscal year;
 - b. Status of agencies which have transitioned to implementing CAPPs and a prioritization and timeline to transition remaining agencies to CAPPs;

COMPTROLLER OF PUBLIC ACCOUNTS

(Continued)

- c. Major implementation milestones met in the prior fiscal year and milestones to be met in the current fiscal year; and
- d. Identification of information technology systems which have retired as a result of implementation of CAPPs, including any cost savings resulting from those systems' retirements, and those which are expected to retire in the current fiscal year.

- 17. Improvement and Modernization of Taxpayer Services and Systems.** Included in amounts appropriated above to the Comptroller of Public Accounts are \$14,000,000 in fiscal year 2016 and \$18,000,000 in fiscal year 2017, out of the General Revenue Fund, for the purpose of improving taxpayer services and enhancing agency tax systems to increase voluntary taxpayer compliance. This appropriation is contingent upon the Comptroller's certification of available General Revenue for the 2016-17 biennium above the Comptroller's January 2015 Biennial Revenue Estimate sufficient to offset the cost of the appropriation and related benefits, estimated to be \$38,961,700.
- 18. E-Newsletter Notification of Right to Breast-Feed.** Out of the funds appropriated to the Comptroller of Public Accounts above in Strategy A.3.1, Taxpayer Information, the Comptroller at least annually shall include in the Comptroller's tax policy e-newsletter notification of a mother's right to breast-feed her baby in any location in which the mother's presence is authorized.
- 19. Collection of Certain Sexually-Oriented Business Fees.** Included in amounts appropriated above to the Comptroller of Public Accounts in Strategy A.2.1, Tax Laws Compliance, is \$250,000 in General Revenue-Dedicated Sexual Assault Program Account No. 5010 in fiscal year 2016 for the purpose of increasing compliance and enforcement of the collection of admission fees to certain sexually-oriented businesses pursuant to Section 102.052, Business and Commerce Code. Any unexpended and unobligated balances of these funds remaining as of August 31, 2016 are appropriated to the Comptroller of Public Accounts for the fiscal year beginning September 1, 2016 for the same purpose.
- 20. Replacement of the Unclaimed Property System.** Included in amounts appropriated above to the Comptroller of Public Accounts in Strategy C.1.1, Revenue and Tax Processing, is \$4,100,000 in General Revenue in fiscal year 2016 for the purpose of replacing the Unclaimed Property System. Any unexpended and unobligated balances of these funds remaining as of August 31, 2016 are appropriated to the Comptroller of Public Accounts for the fiscal year beginning September 1, 2016 for the same purpose.

¹ Incorporates Article IX, §18.13(a)(2), of this Act, relating to office furnishings, resulting in an increase of \$3,000,000 in FY 2016 out of General Revenue funds. The Capital Budget is adjusted accordingly.

² Incorporates Article IX, §18.53(1), of this Act, due to enactment of SB 20, 84th Legislature, Regular Session, relating to state agency contracting, resulting in increases of \$1,101,743 in FY 2016 and \$501,743 in FY 2017 out of General Revenue funds and increases of 7.0 FTEs in FY 2016 and 7.0 FTEs in FY 2017.

³ Incorporates Article IX, §18.03(a), of this Act, relating to Centralized Accounting and Payroll/Personnel System Deployments, resulting in increases of \$21,213,485 in FY 2016 and \$18,204,185 in FY 2017 out of General Revenue funds and increases of 21.0 FTEs in FY 2016 and 25.0 FTEs in FY 2017. The Capital Budget is adjusted accordingly.

⁴ Article IX, §18.02, of this Act, increases the salary of the Comptroller of Public Accounts from \$150,000 to \$153,750.

FISCAL PROGRAMS - COMPTROLLER OF PUBLIC ACCOUNTS

	For the Years Ending	
	August 31, 2016	August 31, 2017
	<u>2016</u>	<u>2017</u>
Method of Financing:		
General Revenue Fund ^{1,2}	\$ 449,794,835	\$ 436,974,734
<u>General Revenue Fund - Dedicated</u>		
Law Enforcement Officer Standards and Education Account No. 116	6,000,000	6,000,000
Compensation to Victims of Crime Auxiliary Account No. 494	30,000	UB
Oil Overcharge Account No. 5005	11,521,983	11,521,983
Subtotal, General Revenue Fund - Dedicated	<u>\$ 17,551,983</u>	<u>\$ 17,521,983</u>

FISCAL PROGRAMS - COMPTROLLER OF PUBLIC ACCOUNTS

(Continued)

Federal Funds	13,857,333	13,857,333
County and Road District Highway Fund No. 0057	7,300,000	7,300,000
Total, Method of Financing	\$ 488,504,151	\$ 475,654,050

This bill pattern represents an estimated 25.2% of this agency's estimated total available funds for the biennium.

Number of Full-Time-Equivalents (FTE):	15.0	15.0
--	------	------

Items of Appropriation:

A. Goal: CPA - FISCAL PROGRAMS

Comptroller of Public Accounts - Fiscal Programs.

A.1.1. Strategy: MISCELLANEOUS CLAIMS Pay misc claims/wrongful imprisonment, Gov't Code 403.074. Estimated.	\$ 14,860,294	\$ 14,860,294
A.1.2. Strategy: REIMBURSE - BEVERAGE TAX Reimburse mix bev tax per Tax Code 183.051. Estimated.	\$ 199,087,000	\$ 209,440,000
A.1.3. Strategy: JUDGMENTS AND SETTLEMENTS Payment of Ch. 101, 104 CPR Code, Ch. 59 Educ Code. Fed Court Claims.	\$ 1,500,000	\$ UB
A.1.4. Strategy: COUNTY TAXES - UNIVERSITY LANDS Payment of County Taxes on University Lands. Estimated.	\$ 4,669,970	\$ 4,996,869
A.1.5. Strategy: LATERAL ROAD FUND DISTRICTS Lateral Road Fund Distribution.	\$ 7,300,000	\$ 7,300,000
A.1.6. Strategy: UNCLAIMED PROPERTY To Pay Legitimate Claims for Unclaimed Prop Held by State. Estimated.	\$ 190,000,000	\$ 190,000,000
A.1.7. Strategy: LOCAL CONTINUING EDUCATION GRANTS Allocate Local Continuing Education Grants.	\$ 6,000,000	\$ 6,000,000
A.1.8. Strategy: ADVANCED TAX COMPLIANCE	\$ 7,115,574	\$ 7,115,574
A.1.9. Strategy: SUBSEQUENT CVC CLAIMS Subsequent Crime Victim Compensation Claims. Estimated.	\$ 30,000	\$ UB
A.1.10. Strategy: GROSS WEIGHT/AXLE FEE DISTRIBUTION Distribution to Counties per Transportation Code 621.353. Estimated.	\$ 10,000,000	\$ 10,000,000
A.1.11. Strategy: HABITAT PROTECTION FUND	\$ 5,000,000	\$ UB
A.1.12. Strategy: DISABLED VETERAN ASSIST PAYMENTS¹ Disabled Veteran Assistance Payments to Cities and Counties.	\$ 5,000,000	\$ UB
A.1.13. Strategy: EMERGING TECH FUND PORTFOLIO MGMT² Manage the Portfolio of the Emerging Technology Fund.	\$ 12,000,000	\$ UB
Total, Goal A: CPA - FISCAL PROGRAMS	\$ 462,562,838	\$ 449,712,737

B. Goal: ENERGY OFFICE

Develop & Administer Programs That Promote Energy Efficiency.

B.1.1. Strategy: ENERGY OFFICE Promote and Manage Energy Programs.	\$ 2,313,705	\$ 2,313,705
B.1.2. Strategy: OIL OVERCHARGE SETTLEMENT FUNDS Allocate Grants and Loans to Promote Energy Efficiency.	\$ 10,962,321	\$ 10,962,321
B.1.3. Strategy: FEDERAL FUNDS Allocate Grants and Loans to Promote Energy Efficiency.	\$ 12,665,287	\$ 12,665,287
Total, Goal B: ENERGY OFFICE	\$ 25,941,313	\$ 25,941,313

Grand Total, FISCAL PROGRAMS - COMPTROLLER OF PUBLIC ACCOUNTS

	\$ 488,504,151	\$ 475,654,050
--	-----------------------	-----------------------

FISCAL PROGRAMS - COMPTROLLER OF PUBLIC ACCOUNTS

(Continued)

Object-of-Expense Informational Listing:

Salaries and Wages	\$ 1,075,000	\$ 1,075,000
Other Personnel Costs	212,869	212,869
Professional Fees and Services	6,801,121	6,801,121
Consumable Supplies	250	250
Utilities	242,971	242,971
Travel	30,000	30,000
Rent - Machine and Other	25,161	25,161
Other Operating Expense	212,432,201	205,902,201
Client Services	548,116	548,116
Grants	<u>267,136,462</u>	<u>260,816,361</u>

Total, Object-of-Expense Informational Listing \$ 488,504,151 \$ 475,654,050

Estimated Allocations for Employee Benefits and Debt Service Appropriations Made Elsewhere in this Act:

Employee Benefits

Retirement	\$ 74,931	\$ 75,231
Group Insurance	144,643	157,642
Social Security	64,288	64,609
Benefits Replacement	<u>2,498</u>	<u>2,260</u>

Subtotal, Employee Benefits \$ 286,360 \$ 299,742

Total, Estimated Allocations for Employee Benefits and Debt Service Appropriations Made Elsewhere in this Act \$ 286,360 \$ 299,742

1. **Performance Measure Targets.** The following is a listing of the key performance target levels for the Fiscal Programs - Comptroller of Public Accounts. It is the intent of the Legislature that appropriations made by this Act be utilized in the most efficient and effective manner possible to achieve the intended mission of the Fiscal Programs - Comptroller of Public Accounts. In order to achieve the objectives and service standards established by this Act, the Fiscal Programs - Comptroller of Public Accounts shall make every effort to attain the following designated key performance target levels associated with each item of appropriation.

	2016	2017
B. Goal: ENERGY OFFICE		
Outcome (Results/Impact):		
Energy Cost Savings as a Percentage of Energy Expenditures	19%	19%
Energy Dollars Saved by LoanSTAR Projects (in Millions)	35	35

2. **Appropriation from the Compensation to Victims of Crime Auxiliary Fund.** Included in amounts appropriated above in Strategy A.1.9, Subsequent CVC Claims, are funds received by the Comptroller from departments under Government Code §76.013, for crime victims who have not made a claim for restitution during the prescribed five year period and who make a subsequent claim (estimated to be \$30,000 for the biennium). In addition to amounts identified herein and included above, all revenue collected on or after September 1, 2015, is hereby appropriated for the same purpose. Any unobligated balances remaining as of August 31, 2016, are hereby appropriated for the same purpose for the fiscal year beginning September 1, 2016.
3. **Appropriation, Payment of Miscellaneous Claims.** In addition to amounts appropriated above in Strategy A.1.1, Miscellaneous Claims, the Comptroller of Public Accounts is hereby appropriated out of other special funds and accounts as appropriate, amounts necessary to pay small miscellaneous claims.
4. **Appropriation, Payment of Judgments and Settlements.** Except for claims under Chapter 59, Education Code, in addition to amounts appropriated above in Strategy A.1.3, Judgments and Settlements, the Comptroller of Public Accounts is hereby appropriated out of other special funds and accounts as appropriate, amounts necessary to pay claims, judgments, and settlements.
5. **Limitation, Payment of Judgments and Settlements.** The expenditures authorized in Strategy A.1.3, Judgments and Settlements, for payment of settlements and judgments for claims against state agencies payable under Chapters 101 and 104, Civil Practice and Remedies Code, including indemnification for criminal prosecution and Federal Court judgments and settlements, are hereby limited to those claims where the settlement or judgment amount exceeds the amount authorized by Article IX, Judgments and Settlements, of this Act to be paid out of appropriations made to the involved agency elsewhere in this Act. These judgments and settlements shall be paid from special

FISCAL PROGRAMS - COMPTROLLER OF PUBLIC ACCOUNTS

(Continued)

or local funds of the agency or institution to the extent available, and then from General Revenue. The Comptroller shall require reimbursement from agencies and institutions as special or local funds become available. This limitation shall not apply in those cases where the judgment order of the trial court was entered, or a settlement agreement was executed, prior to September 1, 1995, or to the payment of eligible medical malpractice claims under Chapter 59, Education Code. All claims shall be prepared, verified and signed by the Office of the Attorney General.

6. **International Fuel Tax Agreement.** Out of amounts collected as a result of the administration of Chapter 162, Tax Code, the Comptroller shall determine the amounts due other jurisdictions as reflected by motor fuels reports and other information available pursuant to an International Fuel Tax Agreement or otherwise subject to refund. Such amounts are hereby appropriated and may be segregated as necessary for remittance to other jurisdictions and for refunds as provided by law. Fees and costs associated with an International Fuel Tax Agreement may be paid from the interest earnings on amounts due other jurisdictions or subject to refund. The Comptroller may estimate the amounts due other jurisdictions or subject to refund out of amounts collected as a result of the administration of Chapter 162, Tax Code, and may segregate such funds as necessary for administration of the agreement.
7. **Appropriation of Tax and Revenue Anticipation Note Fund No. 0577.** There is hereby appropriated to the Comptroller of Public Accounts all money deposited in the tax and revenue anticipation note fund for the purposes of paying principal of, premium (if any), interest on, and costs of issuance relating to tax and revenue anticipation notes issued during the biennium. To the extent that money deposited into the tax and revenue anticipation note fund is insufficient to pay the principal of, premium (if any), interest on, and costs of issuance relating to notes, there is hereby appropriated to the Comptroller of Public Accounts from the General Revenue Fund amounts necessary for the full repayment of all principal of, premium (if any), and interest on any notes issued during the biennium.
8. **Advanced Tax Compliance and Debt Collections.** To the extent that the Comptroller contracts with persons or entities to provide information, services, or technology or expands and/or enhances the technology to aid in the advanced collections of debts, taxes, or other property due to or belonging to the State of Texas pursuant to Government Code, §403.019 or §403.0195 or Tax Codes §111.0035 or §111.0036, all sums necessary to pay contract, maintenance, and other expenses connected with the collections, including any administrative costs of the Comptroller directly associated with the collections program, are hereby appropriated to the Comptroller from collection proceeds. The balance of collection proceeds shall be transferred to the General Revenue Fund or to any dedicated or special funds or accounts to which the collection proceeds may belong.

Consistent with the Comptroller's role as the chief fiscal officer and tax collector for the state, all resulting collections and associated expenses shall be accounted for through the fiscal agency operations of the Comptroller's Office in a manner which reflects both the amounts of enhanced collections as well as the amount of expenses related to the increased deposits.

9. **Investment Fund Management.** Consistent with the Comptroller's responsibility for investing Tobacco Settlement Permanent Trust Funds Account No. 872 and the Permanent Higher Education Fund Account No. 346, as much of the investment earnings as necessary up to a maximum of 50 basis points of the average fund balance for funds managed by external fund managers and 20 basis points for internally managed funds are hereby appropriated each year of the biennium to the fiscal agency operation of the Comptroller's Office to pay the expenditures related to these investment activities. The total appropriated amount shall not exceed \$10 million per fiscal year of the biennium. The Comptroller shall prepare an annual report detailing the expenditures made in connection with each fund for investment activities.
10. **Oil Overcharge Settlement Funds.** Included in funds appropriated above to Strategy B.1.1, Energy Office, and Strategy B.1.2, Oil Overcharge Settlement Funds, out of Oil Overcharge Account No. 5005, are funds allocated to the State of Texas through consent decrees, court decrees, and administrative orders involving violation of the mandatory petroleum pricing and allocation regulations, including the interest earned on those used by the State Energy Conservation Office (SECO) for the biennium beginning September 1, 2015 (estimated to be \$21,924,642). Any unexpended and unobligated balances as of August 31, 2015, out of Oil Overcharge Funds Account No. 5005 are included in Strategy B.1.1, Energy Office, and Strategy B.1.2, Oil Overcharge Settlement Funds, and are to be used by SECO for the biennium beginning

FISCAL PROGRAMS - COMPTROLLER OF PUBLIC ACCOUNTS

(Continued)

September 1, 2015 (estimated to be \$1,119,324). In addition to amounts identified herein and included above, all unexpended and unobligated balances remaining as of August 31, 2015, and all revenue generated on or after September 1, 2015, are hereby appropriated for the same purpose.

Out of these estimated balances and revenues, the SECO shall allocate an estimated total of \$404,020 over the biennium based on the designations listed below. SECO is granted the discretion to prorate Oil Overcharge Funds based on these designations in the event that the total amount estimated by this allocation is not realized. The amounts below are hereby designated for the biennium beginning September 1, 2015, for the following purposes:

	FY 2016	FY 2017
Schools/Local Government Program	\$40,402 & UB	\$40,402 & UB
State Agencies/Higher Education Program	\$40,402 & UB	\$40,402 & UB
Renewable Energy Program	\$40,402 & UB	\$40,402 & UB
Transportation Energy Program	\$40,402 & UB	\$40,402 & UB
Alternative Fuels Program	\$40,402 & UB	\$40,402 & UB

Funds de-obligated from contracts within the above programs shall remain within the program. State Energy Program Administration funds are appropriated in Strategy B.1.1, Energy Office.

Pursuant to Texas Government Code § 2305.032 (f), funds available to the LoanSTAR Revolving Loan Program out of the Oil Overcharge Account No. 5005 shall equal or exceed \$95,000,000 at all times. All unexpended and unobligated LoanSTAR balances (estimated to be \$1,119,324 of total balances noted above) and all revenues, except depository interest earned on LoanSTAR balances, generated by funds in the LoanSTAR Program (estimated to be \$21,520,622 of total revenues noted above), shall remain in the program. If a state agency or institution of higher education is a recipient of a loan under the statewide retrofit demonstration and revolving loan program, the agency or institution shall repay the loan from funds budgeted for the energy costs of the agency or institution.

- 11. Department of Energy (DOE) Federal Funds.** Included in amounts appropriated above in Strategy B.1.1, Energy Office and Strategy B.1.3, Federal Funds, are all funds allocated to the State of Texas by the U.S. Department of Energy to fund Pantex and State energy programs detailed below for the biennium beginning September 1, 2015.

The SECO shall allocate funds based upon the designations listed below:

	FY 2016	FY 2017
<u>Federal Funds: Pantex Programs</u>		
Agreement in Principle (Remedial Clean Up Action)	\$1,278,066 & UB	\$1,278,066 & UB
Waste Isolation Pilot Plant	\$435,500 & UB	\$ 435,500 & UB
<u>Federal Funds: State Energy Program</u>		
State Energy Program (SEP) Grant	\$2,324,160 & UB	\$2,324,160 & UB

FISCAL PROGRAMS - COMPTROLLER OF PUBLIC ACCOUNTS

(Continued)

- 12. Appropriation of Tax Refunds.** As much of the respective taxes, fees, and charges, including penalties or other financial transactions administered or collected by the Comptroller as may be necessary is hereby appropriated and set aside to pay refunds, interest, and any costs and attorney fees awarded in court cases, as provided by law, subject to the following limitations and conditions:
- a. Unless another law, or section of this Act, provides a period within which a particular refund claim must be made, funds appropriated herein may not be used to pay a refund claim made under this section after four years from the latest date on which the amount collected or received by the State was due, if the amount was required to be paid on or before a particular date. If the amount was not required to be paid on or before a particular date, a refund claim may not be made after four years from the date the amount was collected or received. A person who fails to make a refund claim within the period provided by law, or this provision, shall not be eligible to receive payment of a refund under this provision.
 - b. Except as provided by subsection "c", as a specific limitation to the amount of refunds paid from funds appropriated in this Act during the 2016-17 biennium, the Comptroller shall not approve claims or issue warrants for refunds in excess of the amount of revenue estimated to be available from the tax, fee, or other revenue source during the biennium according to the Biennial Revenue Estimate of the Comptroller of Public Accounts used for certification of this Act. Any claim or portion of a claim which is in excess of the limitation established by this subsection "b" shall be presented to the next legislature for a specific appropriation in order for payment to be made. The limitation established by this subsection "b" shall not apply to any taxes or fees paid under protest.
 - c. Where the Biennial Revenue Estimate referenced in subsection "b" provides that no revenues are estimated to be available from a tax, fee, or other revenue source, and where a special fund or dedicated account has been abolished or the law creating the special fund or dedicated account has been repealed or has expired, any balances which may have been transferred or credited to the General Revenue Fund because of such abolishment, repeal or expiration are appropriated from that fund to pay refunds that are otherwise payable under this section.
 - d. From amounts collected pursuant to Sec. 47.052, Business & Commerce Code (redesignated as Sec. 102.052, Business & Commerce Code), there are hereby appropriated amounts necessary to pay a refund, settlement or judgment arising from litigation relating to the validity of the fee. Any portion of a settlement or judgment in excess of the amounts collected under Section 47.051, et seq. (redesignated as Sec. 102.051, et seq.), including interest, courts costs, or attorneys fees, shall be presented to the next legislature for a specific appropriation in order for payment to be made.
- 13. Appropriation of Hotel/Motel Taxes.** In addition to amounts appropriated above, the Comptroller of Public Accounts is hereby appropriated out of hotel taxes collected under Chapter 156, Tax Code, amounts necessary to pay percentages to eligible coastal municipalities as calculated pursuant to §§156.2511 and 156.2512, Tax Code.
- 14. Cash Flow Transfer.** As required by Government Code, §403.092, for the state fiscal biennium beginning September 1, 2015, the Comptroller of Public Accounts is appropriated from the General Revenue Fund the amount needed:
- a. to return any available cash that was transferred to the General Revenue Fund from a fund outside the state treasury; and
 - b. to maintain the equity of the fund from which the transfer was made.
- 15. Mixed Beverage Tax Reimbursements.** Out of amounts appropriated above in Strategy A.1.2, Reimburse - Beverage Tax, the Comptroller of Public Accounts shall reimburse eligible incorporated municipalities and counties a portion of receipts from the collection of the mixed beverage gross receipts tax and mixed beverage sales tax at a rate of 10.7143 percent in accordance with Tax Code, §183.051.
- 16. Habitat Protection Fund.** Included in amounts appropriated above in Strategy A.1.11, Habitat Protection Fund, is \$5,000,000 in General Revenue in fiscal year 2016 for transfer to the Habitat Protection Fund outside the state treasury under Section 403.452, Government Code, to allow the Comptroller to enter into contracts with state public universities to conduct research studies on

FISCAL PROGRAMS - COMPTROLLER OF PUBLIC ACCOUNTS

(Continued)

species of interest, including candidate, threatened, or endangered species, and provide appropriate peer review and contract administration. Any unexpended and unobligated balances of these funds remaining as of August 31, 2016 are appropriated to the Fiscal Programs - Comptroller of Public Accounts for the fiscal year beginning September 1, 2016.

- 17. Contingency for SB 1368.**¹ Contingent on enactment of SB 1368, or similar legislation relating to the provision of state aid to certain local governments disproportionately affected by the granting of ad valorem tax relief to disabled veterans, by the Eighty-fourth Legislature, Regular Session, included in amounts appropriated above in Strategy A.1.12, Disabled Veteran Assistance Payments to Cities and Counties, to the Comptroller of Public Accounts-Fiscal Programs is \$5,000,000 for the 2016-17 biennium from General Revenue for transfer to the General Revenue-Dedicated Disabled Veterans Local Government Assistance Account No. 5160 for the purpose of providing assistance to qualified cities and counties. Any unexpended balance remaining at the conclusion of fiscal year 2016 is appropriated for the same purpose for fiscal year 2017.

¹ Incorporates Rider 17, Contingency for SB 1368, due to enactment of HB 7, §25, 84th Legislature, Regular Session, relating to the provision of state aid to certain local governments disproportionately affected by the granting of ad valorem tax relief to disabled veterans, resulting in reallocation of funds previously included in Supplemental Appropriations Made in Riders of \$5,000,000 in FY 2016 to General Revenue funds.

² Incorporates Article IX, §18.70, of this Act, due to enactment of HB 7, HB 26 and SB 632, 84th Legislature, Regular Session, relating to the authority of the Texas Treasury Safekeeping Trust to execute the wind-down of the Emerging Technology Fund, resulting in an increase of \$12,000,000 in FY 2016 out of General Revenue funds.

INFORMATIONAL LISTING OF FUNDS APPROPRIATED TO THE COMPTROLLER FOR SOCIAL SECURITY AND BRP

- 1. Informational Listing of Appropriated Funds.**^{1,2} The appropriations made in this and other articles of this Act to the Comptroller of Public Accounts - Social Security/Benefit Replacement Pay are subject to the following provisions. The following amounts shall be used for the purposes indicated.

	For the Years Ending	
	August 31, 2016	August 31, 2017
Method of Financing:		
General Revenue, estimated	\$ 583,039,532	\$ 596,144,982
General Revenue-Dedicated, estimated	78,448,116	80,339,606
Federal Funds, estimated	90,095,714	89,019,818
<u>Other Funds</u>		
Other Special State Funds, estimated	16,760,562	17,062,448
State Highway Fund No. 006, estimated	50,117,729	50,108,202
Subtotal, Other Funds	<u>66,878,291</u>	<u>67,170,650</u>
Total, Method of Financing	<u>\$ 818,461,653</u>	<u>\$ 832,675,056</u>
A. Goal: Social Security/Benefit Replacement		
Comptroller - Social Security		
A.1.1. Strategy: State Match - Employer		
State Match - Employer. Estimated.	\$ 798,332,569	\$ 814,458,234
A.1.2. Strategy: Benefit Replacement Pay		
Benefit Replacement Pay. Estimated.	<u>20,129,084</u>	<u>18,216,822</u>
Total, Goal A: Social Security/Benefit		
Replacement	<u>\$ 818,461,653</u>	<u>\$ 832,675,056</u>

- 2. Transfer of Social Security Contributions and Benefit Replacement Pay.** Appropriations made in this and other articles of this Act for Social Security and Benefit Replacement Pay shall be transferred by each agency from the Comptroller of Public Accounts to the agency based on estimated amounts by funding source for each fiscal year. Transfers should be made no later than

**INFORMATIONAL LISTING OF FUNDS APPROPRIATED TO THE
COMPTROLLER FOR SOCIAL SECURITY AND BRP
(Continued)**

September 15th of the year in which the payments are to be made. Adjustments and return of excess appropriation authority to the Comptroller's Office shall be completed by October 30th of the subsequent fiscal year.

¹ Incorporates Article IX, §17.05, of this Act, relating to Appropriation for Salary Increases for Certain State Employees in Salary Schedule C, totaling \$36,696 in FY 2016 and \$36,696 in FY 2017 out of General Revenue, \$18,157 in FY 2016 and \$18,156 in FY 2017 out of General Revenue-Dedicated Accounts, and \$2,099 in FY 2016 and \$2,100 in FY 2017 out of Federal Funds.

² Incorporates Article IX, §18.04, of this Act, relating to Additional Benefits for FTE Increases, totaling \$2,223,554 in FY 2016 and \$3,609,952 in FY 2017 out of General Revenue, \$53,958 in FY 2016 and \$53,958 in FY 2017 out of General Revenue-Dedicated Accounts, \$557,197 in FY 2016 and \$706,522 in FY 2017 out of Federal Funds, and \$21,145 in FY 2016 and \$21,145 in FY 2017 out of Other Special State Funds.

COMMISSION ON STATE EMERGENCY COMMUNICATIONS

	For the Years Ending	
	August 31, 2016	August 31, 2017
Method of Financing:		
<u>General Revenue Fund - Dedicated</u>		
Commission on State Emergency Communications		
Account No. 5007 ¹	\$ 16,073,660	\$ 16,101,646
911 Service Fees Account No. 5050	62,580,374	55,524,646
Subtotal, General Revenue Fund - Dedicated	<u>\$ 78,654,034</u>	<u>\$ 71,626,292</u>
Total, Method of Financing	<u>\$ 78,654,034</u>	<u>\$ 71,626,292</u>
 This bill pattern represents an estimated 100% of this agency's estimated total available funds for the biennium.		
Number of Full-Time-Equivalents (FTE):	25.0	25.0
 Schedule of Exempt Positions:		
Executive Director, Group 2 ²	\$117,874	\$117,874
 Items of Appropriation:		
A. Goal: STATEWIDE 9-1-1 SERVICES		
Planning & Development, Provision & Enhancement of 9-1-1 Service.		
A.1.1. Strategy: 9-1-1 NTWK OPER & EQUIP REPLACEMENT ¹	\$ 60,519,006	\$ 61,920,448
9-1-1 Network Operations and Equipment Replacement.		
A.1.2. Strategy: NEXT GEN 9-1-1 IMPLEMENTATION	\$ 7,670,800	\$ UB
A.1.3. Strategy: CSEC 9-1-1 PROGRAM ADMINISTRATION	<u>\$ 810,500</u>	<u>\$ 814,803</u>
Total, Goal A: STATEWIDE 9-1-1 SERVICES	<u>\$ 69,000,306</u>	<u>\$ 62,735,251</u>
 B. Goal: POISON CONTROL SERVICES		
Maintain High Quality Poison Control Services in Texas.		
B.1.1. Strategy: POISON CALL CENTER OPERATIONS	\$ 6,519,356	\$ 6,581,387
B.1.2. Strategy: STATEWIDE POISON NETWORK OPERATIONS	\$ 980,939	\$ 981,764
B.1.3. Strategy: CSEC POISON PROGRAM MANAGEMENT	<u>\$ 272,590</u>	<u>\$ 272,790</u>
Total, Goal B: POISON CONTROL SERVICES	<u>\$ 7,772,885</u>	<u>\$ 7,835,941</u>
 C. Goal: INDIRECT ADMINISTRATION		
C.1.1. Strategy: INDIRECT ADMINISTRATION	\$ 1,880,843	\$ 1,055,100
Grand Total, COMMISSION ON STATE EMERGENCY COMMUNICATIONS	<u>\$ 78,654,034</u>	<u>\$ 71,626,292</u>

COMMISSION ON STATE EMERGENCY COMMUNICATIONS
(Continued)

Object-of-Expense Informational Listing:

Salaries and Wages	\$ 1,717,000	\$ 1,717,303
Other Personnel Costs	72,050	75,250
Professional Fees and Services	7,699,300	28,500
Consumable Supplies	9,500	9,500
Utilities	26,596	27,250
Travel	57,000	58,000
Rent - Building	5,300	5,600
Rent - Machine and Other	5,500	6,000
Other Operating Expense	2,053,660	1,227,288
Grants	<u>67,008,128</u>	<u>68,471,601</u>

Total, Object-of-Expense Informational Listing \$ 78,654,034 \$ 71,626,292

Estimated Allocations for Employee Benefits and Debt Service Appropriations Made Elsewhere in this Act:

Employee Benefits

Retirement	\$ 132,608	\$ 133,140
Group Insurance	243,018	263,686
Social Security	109,218	109,765
Benefits Replacement	<u>2,523</u>	<u>2,283</u>

Subtotal, Employee Benefits \$ 487,367 \$ 508,874

Debt Service

Lease Payments	<u>\$ 2,698</u>	<u>\$ 2,738</u>
----------------	-----------------	-----------------

Total, Estimated Allocations for Employee Benefits and Debt Service Appropriations Made Elsewhere in this Act \$ 490,065 \$ 511,612

1. **Performance Measure Targets.** The following is a listing of the key performance target levels for the Commission on State Emergency Communications. It is the intent of the Legislature that appropriations made by this Act be utilized in the most efficient and effective manner possible to achieve the intended mission of the Commission on State Emergency Communications. In order to achieve the objectives and service standards established by this Act, the Commission on State Emergency Communications shall make every effort to attain the following designated key performance target levels associated with each item of appropriation.

	<u>2016</u>	<u>2017</u>
A. Goal: STATEWIDE 9-1-1 SERVICES		
Outcome (Results/Impact):		
Percentage of Time ALI System is Operational	99.5%	99.5%
A.1.1. Strategy: 9-1-1 NTWK OPER & EQUIP REPLACEMENT		
Output (Volume):		
Number of 9-1-1 Calls Received by State Program		
Public Safety Answering Points (PSAPs)	10,599,872	10,780,069
B. Goal: POISON CONTROL SERVICES		
Outcome (Results/Impact):		
Percentage of Time the Texas Poison Control Managed Services are Available	99.5%	99.5%
B.1.1. Strategy: POISON CALL CENTER OPERATIONS		
Output (Volume):		
Total Number of Poison Control Calls Processed		
Statewide	263,747	263,747
Efficiencies:		
Average Statewide Cost per Poison Call Processed	28.44	28.68

2. **Capital Budget.** None of the funds appropriated above may be expended for capital budget items except as listed below. The amounts shown below shall be expended only for the purposes shown and are not available for expenditure for other purposes.

	<u>2016</u>	<u>2017</u>
a. Acquisition of Information Resource Technologies		
(1) State-level Digital 9-1-1 Network	\$ 7,670,800	\$ UB

COMMISSION ON STATE EMERGENCY COMMUNICATIONS

(Continued)

(2) Grant Management System	907,143	68,100
Total, Acquisition of Information Resource Technologies	\$ 8,577,943	\$ 68,100
Total, Capital Budget	\$ 8,577,943	\$ 68,100

Method of Financing (Capital Budget):

<u>General Revenue Fund - Dedicated</u>		
Commission on State Emergency Communications		
Account No. 5007	\$ 1,754,585	\$ UB
911 Service Fees Account No. 5050	6,823,358	68,100
Subtotal, General Revenue Fund - Dedicated	\$ 8,577,943	\$ 68,100
Total, Method of Financing	\$ 8,577,943	\$ 68,100

3. **Equipment Replacement.** None of the funds appropriated above to Strategy A.1.1, 9-1-1 Network Operations and Equipment Replacement, may be used to replace or fund a reserve for future replacement of 9-1-1 equipment. The Commission on State Emergency Communications shall develop and submit a 10-year equipment replacement schedule to the Legislative Budget Board and the Governor's Office not later than November 1, 2015. The Commission on State Emergency Communications may modify the schedule as necessary during the biennium, due to changing conditions resulting in equipment failure that affects public safety, and shall notify the Legislative Budget Board and the Governor's Office of such modifications.

4. **Unexpended Balances Within the Biennium - Grants.** Any unexpended balances as of August 31, 2016, in the appropriations made herein to the Commission on State Emergency Communications for grants awarded in accordance with Health and Safety Code §§777.009 and 771.051 are appropriated for the same purposes for the fiscal year beginning September 1, 2016.

5. **Regional Planning Commissions.** Included in amounts appropriated above in Strategy A.1.1, 9-1-1 Network Operations and Equipment Replacement, is \$10,000,000 for the biennium to be distributed to the Regional Planning Commissions for administration of the statewide 9-1-1 program. It is the intent of the Legislature that during the 2016-17 biennium no more than \$10,000,000 be allocated to the Regional Planning Commissions for administration of the statewide 9-1-1 program. Each Regional Planning Commission shall submit a Historically Underutilized Business (HUB) plan, pursuant to Chapter 2161 of the Government Code, with its application.

6. **Reimbursement of Advisory Committee Members.** Pursuant to Government Code §2110.004 and Health and Safety Code §777.008, reimbursement of expenses for advisory committee members, out of funds appropriated above, not to exceed \$10,000 per fiscal year, is limited to the following advisory committee: Poison Control Coordinating Committee.

To the maximum extent possible, the Commission shall encourage the use of videoconferencing and teleconferencing and shall schedule meetings and locations to facilitate the travel of participants so that they may return the same day and reduce the need to reimburse members for overnight stays.

7. **American Association of Poison Control Centers Accreditation.** Amounts appropriated above for grants in Strategy B.1.1, Poison Call Center Operations, shall be expended first on call taker positions and then on other positions directly affecting the American Association of Poison Control Centers accreditation before being expended on other positions or purposes related to call center operations.

8. **Contingency for Legislation Related to Regional Poison Control Centers Consolidation.**³ ~~The amounts appropriated above in Strategy B.1.1, Poison Call Center Operations, are intended to cover costs for fulfilling the requirements of Health and Safety Code, Chapter 777, for six Regional Poison Control Centers. Contingent on the enactment of legislation reducing the number of Regional Poison Control Centers from six to four, the appropriated amounts above in Strategy B.1.1, Poison Call Center Operations, shall be reduced by \$460,420 in fiscal year 2016 and \$471,113 in fiscal year 2017 from the General Revenue Dedicated Commission on State Emergency Communications Account No. 5007.~~

COMMISSION ON STATE EMERGENCY COMMUNICATIONS
(Continued)

¹ Incorporates Article IX, §18.23, of this Act, due to enactment of HB 479, 84th Legislature, Regular Session, relating to the transfer of the regional emergency medical dispatch resource centers program to the Commission on State Emergency Communications, resulting in increases of \$53,438 out of General Revenue-Dedicated Commission on State Emergency Communications Account No. 5007 each fiscal year of the biennium, and increases of \$250,000 out of unexpended balances in the General Revenue-Dedicated Commission on State Emergency Communications Account No. 5007 each fiscal year of the biennium.

² Article IX, §18.02, of this Act, increases the salary of the Executive Director from \$114,999 to \$117,874.

³ Relevant legislation did not pass. See the Governor's Veto Proclamation.

TEXAS EMERGENCY SERVICES RETIREMENT SYSTEM

	For the Years Ending	
	August 31, 2016	August 31, 2017
Method of Financing:		
General Revenue Fund	\$ 750,668	\$ 751,028
GR Dedicated - Volunteer Fire Department Assistance Account No. 5064	1,583,825	1,583,825
Total, Method of Financing	\$ 2,334,493	\$ 2,334,853
This bill pattern represents an estimated 4.1% of this agency's estimated total available funds for the biennium.		
Number of Full-Time-Equivalents (FTE):	10.0	10.0
Schedule of Exempt Positions:¹		
Executive Director, Group 2	\$101,047	\$101,047
Items of Appropriation:		
A. Goal: SOUND PENSION FUND		
Ensure Actuarially Sound Pension Funds for Emergency Servs Personnel.		
A.1.1. Strategy: ADMINISTER PENSION FUND Administer a Pension Fund for Emergency Services Personnel.	\$ 2,208,493	\$ 2,208,853
A.1.2. Strategy: RECRUITING AND TECHNICAL ASSISTANCE Recruit New Depts, Provide Technical Assistance to Existing Depts.	\$ 126,000	\$ 126,000
Total, Goal A: SOUND PENSION FUND	\$ 2,334,493	\$ 2,334,853
Grand Total, TEXAS EMERGENCY SERVICES RETIREMENT SYSTEM	\$ 2,334,493	\$ 2,334,853
Object-of-Expense Informational Listing:		
Salaries and Wages	\$ 511,446	\$ 511,446
Other Personnel Costs	11,420	11,780
Professional Fees and Services	117,430	117,430
Consumable Supplies	15,000	15,000
Travel	19,250	19,250
Rent - Machine and Other	8,500	8,500
Other Operating Expense	1,651,447	1,651,447
Total, Object-of-Expense Informational Listing	\$ 2,334,493	\$ 2,334,853
Estimated Allocations for Employee Benefits and Debt Service Appropriations Made Elsewhere in this Act:		
<u>Employee Benefits</u>		
Retirement	\$ 39,430	\$ 39,521
Group Insurance	71,116	76,216

TEXAS EMERGENCY SERVICES RETIREMENT SYSTEM
(Continued)

Social Security	38,004	38,126
Subtotal, Employee Benefits	\$ 148,550	\$ 153,863
Total, Estimated Allocations for Employee Benefits and Debt Service Appropriations Made Elsewhere in this Act	\$ 148,550	\$ 153,863

1. **Performance Measure Targets.** The following is a listing of the key performance target levels for the Texas Emergency Services Retirement System. It is the intent of the Legislature that appropriations made by this Act be utilized in the most efficient and effective manner possible to achieve the intended mission of the Texas Emergency Services Retirement System. In order to achieve the objectives and service standards established by this Act, the Texas Emergency Services Retirement System shall make every effort to attain the following designated key performance target levels associated with each item of appropriation.

	2016	2017
A. Goal: SOUND PENSION FUND		
A.1.1. Strategy: ADMINISTER PENSION FUND		
Output (Volume):		
Number of Benefit Payments Distributed	37,500	37,500
Efficiencies:		
Average Annual Administrative Cost Per Pension Plan Member	76	76

2. **Contingency for Contributions to the Texas Emergency Services Retirement System.²** Contingent upon enactment of legislation by the Eighty-fourth Legislature to expand the use of General Revenue-Dedicated Volunteer Fire Department Assistance Account No. 5064 to include making the state contribution to the Texas Emergency Services Retirement System as provided by Government Code, §865.015, included in the amounts appropriated above is \$1,583,825 in each fiscal year of the 2016-17 biennium appropriated out of the Volunteer Fire Department Assistance Account No. 5064 in Strategy A.1.1, Administer Pension Fund, to be transferred to the Texas Emergency Services Retirement System Fund No. 976.

In the event that no such legislation is enacted by the Eighty-fourth Legislature, General Revenue is appropriated in the same amounts and for this same purpose for the 2016-17 biennium.

¹ Article IX, §18.02, of this Act, increases the salary of the Executive Director from \$98,582 to \$101,047.

² HB 7, 84th Legislature, Regular Session, passed.

EMPLOYEES RETIREMENT SYSTEM

	For the Years Ending	
	August 31, 2016	August 31, 2017
Method of Financing:		
General Revenue Fund, estimated	\$ 9,770,000	\$ 9,770,000
Total, Method of Financing	\$ 9,770,000	\$ 9,770,000

This bill pattern represents an estimated 10.8% of this agency's estimated total available funds for the biennium.

Items of Appropriation:

A. Goal: ADMINISTER RETIREMENT PROGRAM		
To Administer Comprehensive and Actuarially Sound Retirement Programs.		
A.1.1. Strategy: RETIREE DEATH BENEFITS	\$ 9,770,000	\$ 9,770,000
Provide Lump-sum Retiree Death Benefits. Estimated.		
Grand Total, EMPLOYEES RETIREMENT SYSTEM	\$ 9,770,000	\$ 9,770,000

EMPLOYEES RETIREMENT SYSTEM
(Continued)

Object-of-Expense Informational Listing:

Client Services	\$ <u>9,770,000</u>	\$ <u>9,770,000</u>
Total, Object-of-Expense Informational Listing	\$ <u>9,770,000</u>	\$ <u>9,770,000</u>

- 1. Information Listing of Appropriated Funds.**^{1, 2, 3, 4, 5, 6} The appropriations made in this and other articles of this Act to the Employees Retirement System are subject to the following provisions. The following amounts shall be used for the purposes indicated.

	For the Years Ending	
	August 31, 2016	August 31, 2017
Method of Financing:		
General Revenue Fund, estimated	\$ 1,649,645,432	\$ 1,769,908,608
General Revenue-Dedicated Accounts, estimated	102,103,009	109,017,438
Federal Funds, estimated	403,394,269	426,090,602
<u>Other Funds</u>		
Other Special State Funds, estimated	18,300,886	19,079,615
State Highway Fund No. 006, estimated	255,208,999	275,047,728
Subtotal, Other Funds	<u>273,509,885</u>	<u>294,127,343</u>
Total, Method of Financing	\$ <u>2,428,652,595</u>	\$ <u>2,599,143,991</u>
Number of Full-Time-Equivalents (FTE):	356.0	360.0
Schedule of Exempt Positions:		
Executive Director	\$ 357,120	\$ 357,120
Director of Investments	\$ 384,654	\$ 384,654
A. Goal: ADMINISTER RETIREMENT PROGRAM To Administer Comprehensive and Actuarially Sound Retirement Programs.		
A.1.1. Strategy: RETIREMENT CONTRIBUTIONS Retirement Contributions. Estimated.	\$ 610,320,002	\$ 615,455,260
A.1.2. Strategy: LAW ENFORCEMENT AND CUSTODIAL OFFICER SUPPLEMENTAL RETIREMENT FUND (LECOS) Law Enforcement and Custodial Officer Supplemental Retirement Fund. Estimated.	\$ 8,666,726	\$ 8,775,049
A.1.3. Strategy: JUDICIAL RETIREMENT SYSTEM - PLAN 2 Judicial Retirement System - Plan 2. Estimated	\$ 12,161,723	\$ 12,161,723
A.1.4. Strategy: JUDICIAL RETIREMENT SYSTEM - PLAN 1 Judicial Retirement System - Plan 1. Estimated.	\$ 26,738,031	\$ 26,322,813
A.1.5. Strategy: PUBLIC SAFETY BENEFITS Public Safety Benefits. Estimated.	\$ 10,284,072	\$ 10,346,293
A.1.6. Strategy: RETIREE DEATH BENEFITS Retiree Death Benefits. Estimated.	\$ 9,770,000	\$ 9,770,000
Total, Goal A: ADMINISTER RETIREMENT PROGRAM	\$ <u>677,940,554</u>	\$ <u>682,831,138</u>
B. Goal: PROVIDE HEALTH PROGRAM Provide Employees and Retirees with a Quality Health Program.		
B.1.1. Strategy: GROUP INSURANCE Group Insurance Contributions. Estimated.	\$ 1,750,712,041	\$ 1,916,312,853
Total, Goal B: PROVIDE HEALTH PROGRAM	\$ <u>1,750,712,041</u>	\$ <u>1,916,312,853</u>
Grand Total, EMPLOYEES RETIREMENT SYSTEM	\$ <u>2,428,652,595</u>	\$ <u>2,599,143,991</u>

EMPLOYEES RETIREMENT SYSTEM

(Continued)

- 2. Performance Measure Targets.** The following is a listing of the key performance target levels for the Employees Retirement System. It is the intent of the Legislature that appropriations made by this Act be utilized in the most efficient and effective manner possible to achieve the intended mission of the Employees Retirement System. In order to achieve the objectives and service standards established by this Act, the Employees Retirement System shall make every effort to attain the following designated key performance target levels associated with each item of appropriation.

	2016	2017
Performance Measure Targets		
A. Goal: ADMINISTER RETIREMENT PROGRAM		
Outcome (Results/Impact):		
Percent of ERS Retirees Expressing Satisfaction with Benefit Services	97%	97%
ERS Retirement Fund Investment Expense as Basis Points of Net Assets	17.0	18.0
A.1.1. Strategy: RETIREMENT CONTRIBUTIONS		
Output (Volume):		
Number of ERS Accounts Maintained	237,000	239,000
B. Goal: PROVIDE HEALTH PROGRAM		
Outcome (Results/Impact):		
Percent of HealthSelect Participants Satisfied with Network Services	85.5%	85.5%
B.1.1. Strategy: GROUP INSURANCE		
Efficiencies:		
Percent of Claims Processed within Thirty Days	99%	99%
Total Cost Paid per HealthSelect Member for Administration and Claims Processing	\$ 17.78	\$ 17.78

- 3. Updated Actuarial Valuation.** The Employees Retirement System shall contract with an actuary to perform a limited actuarial valuation of the assets and liabilities of the Employees Retirement System as of February 28 in those years when the Legislature meets in regular session. The purpose of the valuation shall be to determine the effect of investment, salary, and payroll experience on the unfunded liability, the amortization period, and the state contribution rate which results in a 30-year amortization period of the Retirement System.
- 4. State Contribution to Employees Retirement Program.** The amount specified above in A.1.1, Retirement Contributions, is based on a state contribution of 9.5 percent of payroll for each fiscal year of the 2016-17 biennium, including annual membership fees of \$3 for contributing members for each fiscal year.
- 5. State Contribution to Judicial Retirement Program (JRS-2).** The amount specified above in A.1.3, Judicial Retirement System - Plan 2, is based on a state contribution of 15.663 percent of payroll for each fiscal year of the 2016-17 biennium for contributing members.
- 6. State Contribution to Group Insurance for General State Employees.** Funds identified above for group insurance are intended to fund:
- a. the total cost of the basic life and health coverage for all active and retired employees;
 - b. fifty percent of the total cost of health coverage for the spouses and dependent children of all active and retired employees who enroll in coverage categories which include a spouse and/or dependent children; and
 - c. the incentive program to waive participation in the Group Benefits Plan (Opt-Out).

In no event shall the total amount of state contributions allocated to fund coverage in an optional health plan exceed the actuarially determined total amount of state contributions that would be required to fund basic health coverage for those active employees and retirees who have elected to participate in that optional health plan.

EMPLOYEES RETIREMENT SYSTEM

(Continued)

During each fiscal year, the state's monthly contribution shall be determined by multiplying (1) the per capita monthly contribution as certified herein by (2) the total number of full-time active and retired employees, subject to any adjustment required by statute, enrolled for coverage during that month.

For each employee or retiree that waives participation in the Group Benefit Plan and enrolls in allowable optional coverage, the Employees Retirement System shall receive \$60 per month in lieu of the "employee-only" state contribution amount, and such amounts are included above in Strategy B.1.1, Group Insurance. The waived participant may apply up to \$60 per month towards the cost of the optional coverage.

Each year, upon adoption of group insurance rates by the Board of Trustees, Employees Retirement System must notify the Comptroller, the Legislative Budget Board, and the Governor of the per capita monthly contribution required in accordance with this rider for each full-time active and retired employee enrolled for coverage during the fiscal year.

It is the intent of the Legislature that the Employees Retirement System control the cost of the group insurance program by not providing rate increases to health care providers participating in HealthSelect during the 2016-17 biennium.

7. **Excess Benefit Arrangement Account.** There is hereby appropriated to the Employees Retirement System all funds transferred or deposited into the Excess Benefit Arrangement Account established in the General Revenue-Dedicated Account No. 5039, for the purpose of paying benefits as authorized by Government Code, §815.5072.
8. **Transfer of Retirement Contributions and Group Insurance.** Appropriations made in this and other articles of this Act for Retirement and Group Insurance contributions shall be transferred by each agency from the Employees Retirement System to the agency based on estimated amounts by funding source for each fiscal year. Transfers should be made no later than September 15 of the year in which the payments are to be made. Adjustments and return of excess appropriation authority to the Employees Retirement System shall be completed by October 30 of the subsequent fiscal year.
9. **Federal Funds for Medicare Part D Prescription Drug Program.** The Employees Retirement System (ERS) is hereby authorized to receive employer reimbursements of all federal funds applicable to Medicare Part D prescription drug reimbursement relating to benefits administered by ERS. Any federal funds received by ERS shall be deposited to the Employees Life, Accident and Health Insurance and Benefits Fund No. 973, or to such fund as established by the Legislature or the State Comptroller of Public Accounts to pay health claims for retired employees.
10. **Appropriations for the Deferred Compensation Trust Fund and the TexaSaver Trust Fund.** All money deposited into the Deferred Compensation Trust Fund, Employees Retirement System No. 0945 and the TexaSaver Trust Fund No. 0946 pursuant to Government Code, §609.512 are hereby appropriated to the system for the 2016-17 biennium for the purposes authorized by law.
11. **Tobacco User Monthly Premium Fee.** The Employees Retirement System, pursuant to the provisions of Insurance Code, §1551.3075, shall automatically apply a \$30 monthly tobacco user fee to any individual aged 18 or older covered under the state health plan unless the individual, during the individual's enrollment period, certifies that the individual does not use tobacco. The Comptroller of Public Accounts shall deposit revenue from the fee (estimated to be \$14,724,785 in fiscal year 2016 and \$14,724,785 in fiscal year 2017) into the Employees Life, Accident, Health Insurance and Benefits Trust Account.
12. **State Contribution to the Law Enforcement and Custodial Officer Supplemental Retirement Fund (LECOS).** The amount specified above in A.1.2, Law Enforcement and Custodial Officer Supplemental Retirement Fund (LECOS), is based on 0.5 percent of covered payroll each fiscal year of the 2016-17 biennium for LECOS members.
13. **HealthSelect of Texas Contract.** Out of funds appropriated elsewhere in this Act to the Employees Retirement System for the Group Insurance, in addition to complying with all recommendations made by the State Auditor's Office in the November 2014 report (Report No.

EMPLOYEES RETIREMENT SYSTEM (Continued)

15-007) to the Employees Retirement System to improve the planning, procurement, formation, and oversight of the HealthSelect third-party administrator contract, the agency shall, consistent with the agency's fiduciary duties:

- a. No later than 90 days after implementation of the HealthSelect third-party administrator contract, submit a report to the Legislative Budget Board, State Auditor's Office, the Office of the Attorney General, and the Comptroller demonstrating compliance with the contract management guide for the HealthSelect of Texas contract, unless the terms of the contract are stricter than the essential contract terms of the contract management guide.
- b. Prior to issuing a request for proposals for HealthSelect third-party administrators, the agency shall develop and submit a report to the Legislative Budget Board and the State Auditor's Office that includes all planning documentation verifying that the request for proposals will comply with the statutory requirements and Employees Retirement System policies. The report shall also include documentation of the established evaluation process including a scoring tool, guidelines for evaluators, methodology for evaluating additional factors, and a process for verifying the mathematical accuracy of the evaluation. The report shall also include an explanation as to why any recommendations included in the audit were not complied with during the contract planning process.
- c. No later than 45 days after awarding the HealthSelect third-party administrator contract, submit an updated report to the Legislative Budget Board and the State Auditor's Office, certifying that all processes described in subsection (b) above were followed during the contract procurement and evaluation process.
- d. No later than 90 days after implementation of the HealthSelect third-party administrator contract procured under this rider and every 6 months after, the agency shall submit to the Legislative Budget Board and the State Auditor's Office and make available to the public, information documenting the System's process for recording reimbursement payments as well as a methodology for monitoring the contract with the third-party administrator to ensure compliance with the contract terms. The agency shall include information on any performance guarantee changes through contract amendments.

If the Employees Retirement System issues a request for proposals for the HealthSelect contract prior to September 1, 2015, the agency shall submit all of the materials required under subsection (b) no later than October 1, 2015.

- 14. Diabetes Type 2 Prevention Program for ERS Participants.** Out of funds appropriated above, the Employees Retirement System of Texas (ERS), shall, in consultation with the Texas Diabetes Council (TDC), assess the prevalence of pre-diabetes among the state employee population, and develop an economic analysis related to providing an evidence-based prevention program. If the economic analysis and prevalence data support it, ERS shall, in consultation with TDC and the ERS third-party administrator, develop and implement a cost-effective diabetes Type 2 prevention program for state employees. The result of this analysis and action taken by ERS will be included in a report to the Legislature and Governor on this program by August 31, 2016.

¹ Incorporates Article IX, §17.05, of this Act, relating to Appropriation for Salary Increases for Certain State Employees in Salary Schedule C, totaling \$38,374 in FY 2016 and \$38,375 in FY 2017 out of General Revenue, \$18,988 in FY 2016 and \$18,986 in FY 2017 out of General Revenue-Dedicated Accounts, and \$2,195 in FY 2016 and \$2,196 in FY 2017 out of Federal Funds, affecting several strategies.

² Incorporates Article IX, §18.04, of this Act, relating to Additional Benefits for FTE Increases, totaling \$7,961,704 in FY 2016 and \$13,787,192 in FY 2017 out of General Revenue, \$177,659 in FY 2016 and \$185,593 in FY 2017 out of General Revenue-Dedicated Accounts, \$1,834,611 in FY 2016 and \$2,430,158 in FY 2017 out of Federal Funds, and \$69,620 in FY 2016 and \$72,729 in FY 2017 out of Other Special State Funds, affecting several strategies.

³ Incorporates Article IX, §18.11, of this Act, due to enactment of HB 9, 84th Legislature, Regular Session, relating to eliminating the 90-day waiting period for state contributions to the Employees Retirement System for Retirement, resulting in increases of \$10,691,208 out of General Revenue, increases of \$728,691 out of General Revenue-Dedicated Accounts, increases of \$2,883,119 out of Federal Funds, increases of \$138,586 out of Other Special State Funds, and increases of \$1,558,396 out of Fund 6 each fiscal year of the biennium.

EMPLOYEES RETIREMENT SYSTEM
(Continued)

⁴ Incorporates Article IX, §18.69, of this Act, due to enactment of HB 1278, 84th Legislature, Regular Session, relating to the financial assistance paid to the survivors of certain law enforcement officers, firefighters, and other public employees killed in the line of duty, resulting in increases of \$3,312,221 in FY 2016 and \$3,374,442 in FY 2017 out of General Revenue and increases of \$1,500,000 in FY 2016 and \$1,500,000 in FY 2017 out of General Revenue-Dedicated Accounts.

⁵ Article IX, §18.02 of this Act, increases the salary of the Executive Director from \$348,410 to \$357,120.

⁶ Article IX, §18.02 of this Act, increases the salary of the Director of Investments from \$375,272 to \$384,654.

TEXAS ETHICS COMMISSION

	For the Years Ending	
	August 31, 2016	August 31, 2017
Method of Financing:		
General Revenue Fund	\$ 2,987,951	\$ 3,034,675
Appropriated Receipts	8,190	8,190
Total, Method of Financing	\$ 2,996,141	\$ 3,042,865
This bill pattern represents an estimated 100% of this agency's estimated total available funds for the biennium.		
Number of Full-Time-Equivalents (FTE):	33.4	33.4
Schedule of Exempt Positions:		
Executive Director, Group 4 ¹	\$133,463	\$133,463
General Counsel ²	118,388	118,388
Items of Appropriation:		
A. Goal: ADMINISTER ETHICS LAWS		
Administer Public Disclosure/Ethics Laws.		
A.1.1. Strategy: DISCLOSURE FILING	\$ 390,044	\$ 390,044
Serve as the Repository for Statutorily Required Information.		
A.1.2. Strategy: LEGAL GUIDANCE AND OPINIONS	\$ 376,696	\$ 376,696
Respond to Requests for Guidance/Advisory Opinions.		
A.1.3. Strategy: ENFORCEMENT	\$ 774,497	\$ 774,497
Respond to Complaints and Enforce Applicable Statutes.		
Total, Goal A: ADMINISTER ETHICS LAWS	\$ 1,541,237	\$ 1,541,237
B. Goal: INDIRECT ADMINISTRATION		
B.1.1. Strategy: CENTRAL ADMINISTRATION	\$ 524,429	\$ 524,429
B.1.2. Strategy: INFORMATION RESOURCES	\$ 930,475	\$ 977,199
Total, Goal B: INDIRECT ADMINISTRATION	\$ 1,454,904	\$ 1,501,628
Grand Total, TEXAS ETHICS COMMISSION	\$ 2,996,141	\$ 3,042,865
Object-of-Expense Informational Listing:		
Salaries and Wages	\$ 1,917,952	\$ 1,917,952
Other Personnel Costs	262,506	262,506
Professional Fees and Services	502,475	502,475
Consumable Supplies	12,345	12,345
Utilities	1,721	1,721
Travel	47,379	47,379
Rent - Building	7,341	7,341
Rent - Machine and Other	10,533	10,533
Other Operating Expense	233,889	280,613
Total, Object-of-Expense Informational Listing	\$ 2,996,141	\$ 3,042,865

TEXAS ETHICS COMMISSION

(Continued)

Estimated Allocations for Employee Benefits and Debt Service Appropriations Made Elsewhere in this Act:

Employee Benefits

Retirement	\$ 156,295	\$ 156,921
Group Insurance	285,597	310,393
Social Security	134,618	135,291
Benefits Replacement	8,410	7,611
Subtotal, Employee Benefits	\$ 584,920	\$ 610,216

Debt Service

Lease Payments	\$ 43,301	\$ 43,948
----------------	-----------	-----------

Total, Estimated Allocations for Employee Benefits and Debt Service Appropriations Made Elsewhere in this Act

	\$ 628,221	\$ 654,164
--	------------	------------

- 1. Performance Measure Targets.** The following is a listing of the key performance target levels for the Texas Ethics Commission. It is the intent of the Legislature that appropriations made by this Act be utilized in the most efficient and effective manner possible to achieve the intended mission of the Texas Ethics Commission. In order to achieve the objectives and service standards established by this Act, the Texas Ethics Commission shall make every effort to attain the following designated key performance target levels associated with each item of appropriation.

	2016	2017
A. Goal: ADMINISTER ETHICS LAWS		
Outcome (Results/Impact):		
Percent of Advisory Opinion Requests Answered by Commission within 60 Working Days of Receipt	90%	90%
A.1.1. Strategy: DISCLOSURE FILING		
Output (Volume):		
Number of Reports Logged within Two Working Days of Receipt	34,120	34,800
A.1.2. Strategy: LEGAL GUIDANCE AND OPINIONS		
Efficiencies:		
Average Time (Working Days) to Answer Advisory Opinion Requests	60	60
A.1.3. Strategy: ENFORCEMENT		
Output (Volume):		
Number of Sworn Complaints Processed	311	311
Efficiencies:		
Average Time (Working Days) to Respond to Sworn Complaints	4.06	4.06

- 2. Capital Budget.** None of the funds appropriated above may be expended for capital budget items except as listed below. The amounts shown below shall be expended only for the purposes shown and are not available for expenditure for other purposes.

	2016	2017
a. Acquisition of Information Resource Technologies		
(1) Vendor Support for Electronic Filing System	\$ 175,000	\$ 175,000
(2) Online Training Modules for Electronic Filing System	\$ 150,000	\$ 150,000
Total, Acquisition of Information Resource Technologies	\$ 325,000	\$ 325,000
Total, Capital Budget	\$ 325,000	\$ 325,000
Method of Financing (Capital Budget):		
General Revenue Fund	\$ 325,000	\$ 325,000
Total, Method of Financing	\$ 325,000	\$ 325,000

- 3. Judgments and Settlements.** Notwithstanding Article IX, Section 16.04, Judgments and Settlements, of this Act, payment of judgments or settlements, including attorney's fees, resulting from actions brought under Title 42 United States Code §1983 that arise from claims challenging

TEXAS ETHICS COMMISSION
(Continued)

the validity or constitutionality of a state law and prosecuted or defended by the Office of the Attorney General that are obtained against the Texas Ethics Commission, or any individual(s) acting in their official capacity on behalf of the Texas Ethics Commission, shall be paid out by the Comptroller and not from funds appropriated herein to the Texas Ethics Commission.

- 4. Legal Services for Enforcement.** Included in amounts appropriated above in Strategy A.1.3, Enforcement, is \$150,000 in General Revenue in each fiscal year of the 2016-17 biennium to the Texas Ethics Commission for legal services costs related to the enforcement of laws under the Commission's jurisdiction.

¹ Article IX, §18.02 of this Act, increases the salary of the Executive Director from \$130,208 to \$133,463.

² Article IX, §18.02 of this Act, increases the salary of the General Counsel from \$115,500 to \$118,388.

FACILITIES COMMISSION

	For the Years Ending	
	August 31, 2016	August 31, 2017
Method of Financing:		
General Revenue Fund ^{1, 2, 3, 4, 5}	\$ 71,643,136	\$ 35,333,451
<u>General Revenue Fund - Dedicated</u>		
Texas Department of Insurance Operating Fund Account No. 036	1,030,083	1,030,083
Federal Surplus Property Service Charge Fund Account No. 570	3,440,190	1,673,176
Deferred Maintenance Account No. 5166 ²	216,880,852	275,496
Subtotal, General Revenue Fund - Dedicated	<u>\$ 221,351,125</u>	<u>\$ 2,978,755</u>
<u>Other Funds</u>		
Appropriated Receipts ¹	1,601,285	1,601,518
Interagency Contracts	17,052,316	17,052,962
Bond Proceeds - General Obligation Bonds	2,800,000	UB
Bond Proceeds - Revenue Bonds ⁶	767,670,000	UB
Subtotal, Other Funds	<u>\$ 789,123,601</u>	<u>\$ 18,654,480</u>
Total, Method of Financing	<u>\$ 1,082,117,862</u>	<u>\$ 56,966,686</u>
Other Direct and Indirect Costs Appropriated Elsewhere in this Act	\$ 349,425	\$ 355,015
This bill pattern represents an estimated 100% of this agency's estimated total available funds for the biennium.		
Number of Full-Time-Equivalents (FTE): ^{1, 3}	498.4	498.4
Schedule of Exempt Positions: ⁷		
Executive Director, Group 5	\$170,824	\$170,824
Items of Appropriation:		
A. Goal: FACILITIES CONSTRUCTION AND LEASING		
Provide Office Space for State Agencies through Constr/Leasing Svcs.		
A.1.1. Strategy: LEASING	\$ 447,102	\$ 447,102
Provide Quality Leased Space for State Agencies at the Best Value.		
A.1.2. Strategy: FACILITIES PLANNING	\$ 1,451,043	\$ 251,043
Ensure State Optimizes Use of Leased/Purchased/Constructed Off Space.		

FACILITIES COMMISSION
(Continued)

A.2.1. Strategy: FACILITIES DESIGN AND CONSTRUCTION ^{2, 5, 6}	\$ 772,296,706	\$ 4,607,902
Ensure Facilities Are Designed & Built Timely/Cost Eff/Highest Quality.		
Total, Goal A: FACILITIES CONSTRUCTION AND LEASING	<u>\$ 774,194,851</u>	<u>\$ 5,306,047</u>
B. Goal: PROPERTY & FACILITIES MGMT & OPS		
Protect & Cost Effectively Manage/Operate/Maintain State Facilities.		
B.1.1. Strategy: CUSTODIAL ³	\$ 5,966,458	\$ 5,966,457
Provide Cost-effective/Efficient Custodial Svcs for State Facilities.		
B.2.1. Strategy: FACILITIES OPERATION ^{2, 3, 4}	\$ 293,370,316	\$ 38,883,091
Provide a Comprehensive Pgm to Protect State's Invstmnt in Facilities.		
B.2.2. Strategy: LEASE PAYMENTS	\$	\$
Make Lease Payments on Facilities Financed by the Public Finance Auth.		
B.2.3. Strategy: STATE CEMETERY ¹	<u>\$ 0</u>	<u>\$ 0</u>
Operate and Maintain State Cemetery and Grounds.		
Total, Goal B: PROPERTY & FACILITIES MGMT & OPS	<u>\$ 299,336,774</u>	<u>\$ 44,849,548</u>
C. Goal: SURPLUS PROPERTY		
Provide Support Services to State Agencies for Surplus Property.		
C.1.1. Strategy: SURPLUS PROPERTY MANAGEMENT	\$ 4,050,719	\$ 2,283,178
Provide Timely/Appropriate/Cost-effective Disposal of Surplus Property.		
D. Goal: INDIRECT ADMINISTRATION		
D.1.1. Strategy: CENTRAL ADMINISTRATION ²	\$ 2,557,598	\$ 2,549,361
D.1.2. Strategy: INFORMATION RESOURCES	\$ 1,164,210	\$ 1,169,744
D.1.3. Strategy: OTHER SUPPORT SERVICES ³	<u>\$ 813,710</u>	<u>\$ 808,808</u>
Total, Goal D: INDIRECT ADMINISTRATION	<u>\$ 4,535,518</u>	<u>\$ 4,527,913</u>
Grand Total, FACILITIES COMMISSION	<u><u>\$ 1,082,117,862</u></u>	<u><u>\$ 56,966,686</u></u>
Object-of-Expense Informational Listing:		
Salaries and Wages	\$ 17,652,927	\$ 17,652,927
Other Personnel Costs	369,876	369,876
Professional Fees and Services	2,824,532	504,066
Fuels and Lubricants	218,619	218,619
Consumable Supplies	393,502	393,502
Utilities	20,780,148	20,979,388
Travel	98,550	98,550
Rent - Building	1,411	1,411
Rent - Machine and Other	96,962	96,962
Other Operating Expense	17,645,096	14,813,768
Capital Expenditures	<u>1,022,036,239</u>	<u>1,837,617</u>
Total, Object-of-Expense Informational Listing	<u><u>\$ 1,082,117,862</u></u>	<u><u>\$ 56,966,686</u></u>
Estimated Allocations for Employee Benefits and Debt Service Appropriations Made Elsewhere in this Act:		
<u>Employee Benefits</u>		
Retirement	\$ 1,357,212	\$ 1,362,649
Group Insurance	5,138,766	5,672,420
Social Security	1,077,359	1,082,745
Benefits Replacement	<u>21,455</u>	<u>19,417</u>
Subtotal, Employee Benefits	<u>\$ 7,594,792</u>	<u>\$ 8,137,231</u>
<u>Debt Service</u>		
TPFA GO Bond Debt Service	\$ 21,999,624	\$ 21,370,196

FACILITIES COMMISSION
(Continued)

Lease Payments	2,476,308	9,701,212
Subtotal, Debt Service	\$ 24,475,932	\$ 31,071,408
Total, Estimated Allocations for Employee Benefits and Debt Service Appropriations Made Elsewhere in this Act	\$ 32,070,724	\$ 39,208,639

1. **Performance Measure Targets.** The following is a listing of the key performance target levels for the Facilities Commission. It is the intent of the Legislature that appropriations made by this Act be utilized in the most efficient and effective manner possible to achieve the intended mission of the Facilities Commission. In order to achieve the objectives and service standards established by this Act, the Facilities Commission shall make every effort to attain the following designated key performance target levels associated with each item of appropriation.

	2016	2017
A. Goal: FACILITIES CONSTRUCTION AND LEASING		
Outcome (Results/Impact):		
Percentage of Completed Construction Projects on Schedule within Budget	90%	90%
A.1.1. Strategy: LEASING		
Output (Volume):		
Total Number of Leases Awarded, Negotiated, or Renewed	200	200
Efficiencies:		
Percent Reduction of Leased Square Footage of Office & Warehouse Space	(0.5)%	(0.7)%
Explanatory:		
Total Square Footage of Office and Warehouse Space Leased	10,300,000	10,400,000
B. Goal: PROPERTY & FACILITIES MGMT & OPS		
B.1.1. Strategy: CUSTODIAL		
Efficiencies:		
Average Cost Per Square Foot of Privatized Custodial Services	0.06	0.06
B.2.1. Strategy: FACILITIES OPERATION		
Efficiencies:		
Average Cost Per Square Foot of All Building Maintenance and Operations Services	1.35	1.35
Average Number of Days to Resolve Maintenance Requests	3	3
Average Number of Days to Respond to Maintenance Requests	1	1
Explanatory:		
Number of Work Orders Received Per Fiscal Year	39,000	39,000

2. **Information Listing of Appropriated Funds.** The appropriations made in this and other Articles of this Act to the Texas Facilities Commission for lease payments to the Texas Public Finance Authority are subject to the following provision. The following amounts shall be used for the purpose indicated.

	For the Fiscal Year Ending August 31, 2016	August 31, 2017
Method of Financing:		
General Revenue Fund	\$20,031,313	\$23,684,838
Texas Department of Insurance Operating Fund Account No. 036	165,066	167,534
Total, Method of Financing, Lease Payments	\$20,196,379	\$23,852,372
Strategy B.2.2, Lease Payments	\$20,196,379	\$23,852,372 &UB

3. **Capital Budget.**^{2,4,5,6} None of the funds appropriated above may be expended for capital budget items except as listed below. The amounts shown below shall be expended only for the purposes shown and are not available for expenditure for other purposes. Amounts appropriated above and identified in this provision as appropriations either for "Lease Payments to the Master Lease

FACILITIES COMMISSION
(Continued)

Purchase Program" or for items with an "(MLPP)" notation shall be expended only for the purpose of making lease-purchase payments to the Texas Public Finance Authority pursuant to the provisions of Government Code §1232.103.

	<u>2016</u>	<u>2017</u>
a. Repair or Rehabilitation of Buildings and Facilities		
(1) Emergency Repairs	\$ 20,000,000	\$ UB
(2) Deferred Maintenance for Texas School for the Deaf	3,006,320	UB
(3) Deferred Maintenance for Facilities	219,680,852	275,496 & UB
(4) Hobby Building Complex - Renovation and Retrofit to Accommodate Additional FTEs	2,000,000	UB
(5) Renovations at the Lyndon B. Johnson Building	8,400,000	UB
Total, Repair or Rehabilitation of Buildings and Facilities	<u>\$ 253,087,172</u>	<u>\$ 275,496</u>
b. Acquisition of Information Resource Technologies		
(1) Accounting System Maintenance	55,000	55,000
(2) Computer Lifecycle Replacement	96,795	96,795
Total, Acquisition of Information Resource Technologies	<u>\$ 151,795</u>	<u>\$ 151,795</u>
c. Other Lease Payments to the Master Lease Purchase Program (MLPP)		
(1) Recycling Collection Vehicles	37,617	37,617
d. Data Center Consolidation		
(1) Data Center Consolidation	254,432	259,966
e. Construction of Buildings and Facilities		
(1) Capitol Complex - Utility Infrastructure Phase One	71,335,306	UB
(2) Capitol Complex - Office Building and Parking Garage, Phase One	174,446,464	UB
(3) Capitol Complex - MLK Blvd	335,441,766	UB
(4) North Austin Complex - New Building and Parking Garage, Phase One	186,446,464	UB
(5) G. J. Sutton Building Replacement (San Antonio State Office Building)	132,000,000	UB
(6) Elias Ramirez State Office Building - New Parking Garage	26,000,000	UB
(7) Acquisition and Relocation of Department of Motor Vehicles Headquarters	57,995,000	UB
Total, Construction of Buildings and Facilities	<u>\$ 767,670,000</u>	<u>\$ UB</u>
f. Acquisition of Capital Equipment and Items		
(1) Secure Workplace Environment	<u>1,013,498</u>	<u>UB</u>
Total, Capital Budget	<u>\$ 1,022,214,514</u>	<u>\$ 724,874</u>
Method of Financing (Capital Budget):		
General Revenue Fund	\$ 34,765,734	\$ 350,044
<u>General Revenue Fund - Dedicated</u>		
Federal Surplus Property Service Charge Fund Account No. 570	5,075	5,337
Deferred Maintenance Account No. 5166	216,880,852	275,496
Subtotal, General Revenue Fund - Dedicated	<u>\$ 216,885,927</u>	<u>\$ 280,833</u>

FACILITIES COMMISSION

(Continued)

<u>Other Funds</u>		
Appropriated Receipts	46,869	47,234
Interagency Contracts	45,984	46,763
Bond Proceeds - General Obligation Bonds	2,800,000	UB
Bond Proceeds - Revenue Bonds	767,670,000	UB
Subtotal, Other Funds	<u>\$ 770,562,853</u>	<u>\$ 93,997</u>
 Total, Method of Financing	 <u>\$ 1,022,214,514</u>	 <u>\$ 724,874</u>

- 4. Unexpended Balances of Bond Proceeds for Deferred Maintenance.** Included in the amounts appropriated above are unexpended and unobligated balances of General Obligation Bond Proceeds for projects that have been approved under the provisions of Article IX, Section 17.11 of Senate Bill 1, Eighty-first Legislature, Regular Session, 2009, remaining as of August 31, 2015, (estimated to be \$0), for deferred maintenance, for the 2016-17 biennium and unexpended and unobligated balances of General Obligation Bond Proceeds for projects that have been approved under the provisions of Article IX, Section 18.01 of House Bill 1, Eighty-second Legislature, Regular Session, 2011, remaining as of August 31, 2015 (estimated to be \$0), for deferred maintenance, for the 2016-17 biennium, and unexpended and unobligated balances of General Obligation Bond Proceeds for projects that have been approved under the provisions of Article IX, Section 17.02 of Senate Bill 1, Eighty-third Legislature, Regular Session, 2013, remaining as of August 31, 2015 (estimated to be \$2,800,000), for deferred maintenance, for the 2016-17 biennium in Strategy B.2.1, Facilities Operation.

Any unexpended balances in General Obligation Bond Proceeds described herein and remaining as of August 31, 2016, are hereby appropriated for the same purposes for the fiscal year beginning September 1, 2016.

- 5. Transfer Authority - Utilities.** In order to provide for unanticipated cost increases in purchased utilities during fiscal year 2016, the Texas Facilities Commission may transfer such amounts as may be necessary to cover such increases from appropriations made in fiscal year 2017 for utilities in B.2.1, Facilities Operation, to amounts appropriated in fiscal year 2016 for utilities. Prior to transferring fiscal year 2017 funds into the 2016 fiscal year, notification shall be given to the Comptroller of Public Accounts of the amounts to be transferred and quarterly reports shall be filed with the Legislative Budget Board and the Governor detailing the necessity for such transfers.
- 6. Employee Testing.** Out of the funds appropriated herein, the Texas Facilities Commission is authorized to pay for medical testing for employees or prospective employees that work in high risk environment areas (e.g., asbestos removal, sewage). Funds appropriated above may also be expended for immunizations which are required of employees at risk in the performance of these duties. Testing deemed necessary under this provision must be approved by the Executive Director and obtained for the safety of the employee or the general public.
- 7. Cost Recovery, Reimbursement of General Revenue Funds.** In the event that the Leasing Services Program or any other function funded with general revenue in the above strategies recovers operational costs through reimbursements from other agencies or entities, the Texas Facilities Commission shall reimburse the General Revenue Fund for the amounts expended. Upon reimbursement, the Comptroller shall transfer these funds to unappropriated General Revenue balances.
- 8. Texas Facilities Commission's Revolving Account.** The Comptroller of Public Accounts shall maintain the "Texas Facilities Commission's Revolving Account" to account for the expenditures, revenues, and balances of its full cost-recovery operations of Minor Construction and Project Management. The expenditures, revenues, and balances for each operation shall be maintained separately by the Texas Facilities Commission within its accounting system. Included in funds appropriated above in Strategy A.2.1, Facilities Planning, and Strategy B.2.1, Facilities Operation, are unexpended and unobligated balances for these operations as of August 31, 2015 (not to exceed \$907,340 in Interagency Contracts), for use during the 2016-17 biennium, along with any revenues received during the biennium. Any unobligated balances as of August 31, 2016, are appropriated for the same use during fiscal year 2017.
- 9. Standby Pay.** It is expressly provided that the Texas Facilities Commission, to the extent permitted by law, may pay compensation for on-call time at the following rates: credit for one hour worked for each day on-call during the normal work week, and two hours worked for each day on-call during weekends and on holidays. This credit shall be in addition to actual hours worked during normal duty hours and actual hours worked during on-call status. For employees

FACILITIES COMMISSION

(Continued)

subject to the Fair Labor Standards Act (FLSA), an hour of on-call service shall be considered to be an hour worked during the week for purposes of the FLSA only to the extent required by federal law.

- 10. Capitol Complex - Utilities.** Notwithstanding any other provision in this Act, the Texas Facilities Commission shall be responsible for the payment of all utility costs out of appropriated funds in Strategy B.2.1, Facilities Operation, for the Capitol, the Capitol Extension, the Historic Capitol Grounds, the 1857 General Land Office Building, and the State History Museum. For purposes of this rider, utility costs include electricity, water, wastewater and natural gas.

Notwithstanding Article IX Sec. 14.01, Appropriation Transfers or similar provisions of this Act, from funds appropriated above in Strategy B.2.1, Facilities Operation (\$20,425,089 in fiscal year 2016 and \$20,625,089 in fiscal year 2017), without prior written approval provided by the Legislative Budget Board, no funds may be transferred by the agency to another appropriation item or be used by the agency for a purpose other than payment of utility expenses or for the repayment of loans obtained through the State Energy Conservation Office and/or the Texas Public Finance Authority for implementation of energy efficiency programs and projects.

The Texas Facilities Commission requesting the approval of the Legislative Budget Board to use funds originally appropriated for utility expenses for another purpose shall submit in a timely manner the request along with adequate information for evaluating the request. Any additional information requested by the Legislative Budget Board must be submitted promptly and in a manner prescribed by the Legislative Budget Board.

Additionally, the Texas Facilities Commission shall provide quarterly reports to the Legislative Budget Board detailing monthly utility expenditures.

- 11. Night Shift Differential.** It is expressly provided that the Texas Facilities Commission, to the extent provided by law, is hereby authorized to pay an additional night shift differential to eligible agency employees within the Facilities Design and Construction Division and the Planning and Real Estate Management Division.
- 12. Federal Surplus Property Program.** Included in amounts appropriated above in Strategies C.1.1, Surplus Property Management, D.1.1, Central Administration, D.1.2, Information Resources, and D.1.3, Other Support Services, are any balances as of August 31, 2015 (estimated to be \$1,767,542), in General Revenue-Dedicated Federal Surplus Property Service Charge Fund Account No. 570, including 13.8 full-time equivalent (FTE) positions in each fiscal year.

Also included in the amounts appropriated above in Strategies C.1.1, Surplus Property Management, D.1.1, Central Administration, D.1.2, Information Resources, and D.1.3, Other Support Services, is all revenue collected on or after September 1, 2015 (estimated to be \$1,672,648 in fiscal year 2016 and \$1,673,176 in fiscal year 2017) deposited to the credit of the General Revenue-Dedicated Federal Surplus Property Service Charge Fund Account No. 570.

Any balances remaining on August 31, 2016 are appropriated for the same use during fiscal year 2017. Fees, fines and other miscellaneous revenues as authorized and generated by the operation of the Federal Surplus Property Program shall cover, at a minimum, the cost of the appropriations made for the Federal Surplus Property Program above in Strategy C.1.1, Surplus Property Management, as well as the "Other Direct and Indirect Costs" associated with this program, appropriated elsewhere in this Act. "Other Direct and Indirect Costs" for the Federal Surplus Property Program above for Strategy C.1.1, Surplus Property Management, are estimated to be \$349,425 for fiscal year 2016 and \$355,015 for fiscal year 2017.

In the event that the actual and/or projected revenue collections are insufficient to offset the costs identified by this provision, the Legislative Budget Board may direct the Comptroller of Public Accounts to reduce the appropriation authority provided herein to be within the amount of fee revenue expected to be available.

- 13. State Surplus Property Program.** Included in the amounts appropriated above in Strategy C.1.1, Surplus Property Management, are unexpended balances (estimated to be \$0) as of August 31, 2015 out of Appropriated Receipts from the State Surplus Property Program for the same purposes for the fiscal year beginning September 1, 2015.

FACILITIES COMMISSION (Continued)

Also, included in the amounts appropriated above in Strategy C.1.1, Surplus Property Management, are \$758,150 in fiscal year 2016 and \$758,151 in fiscal year 2017 out of Appropriated Receipts, including 14.3 full-time equivalent (FTE) positions in each fiscal year.

- a. Out of funds appropriated above, the Texas Facilities Commission shall maintain a surplus property inventory information system to efficiently process and manage the State Surplus Property Program inventory and facilitate the tracking of property sales conducted by the Texas Facilities Commission.
 - b. Based on an annual risk assessment, the Texas Facilities Commission shall target the education and outreach efforts of the State Surplus Property Program to select state agencies to ensure appropriate and timely identification of disposition of eligible surplus property.
 - c. The Texas Facilities Commission shall develop and track performance benchmarks and targets necessary to evaluate the efficiency and effectiveness of the State Surplus Property Program, specifically evaluating the timeliness, cost, and profitability of program operations. The Texas Facilities Commission shall report to the Legislative Budget Board and the Governor, no later than October 15 in each year of the biennium, on the following:
 - i. Surplus property sales proceeds for the previous fiscal year by method of sale. In addition, the report submitted for fiscal year 2015 operations shall contain a five-year history of sales proceeds by method of sale.
 - ii. Distribution of surplus property sales proceeds for the previous fiscal year, including, at a minimum, remittances to state agencies, expenditures by the State Surplus Property Program, and amounts returned to General Revenue. In addition, the report submitted for fiscal year 2015 operations shall contain a five-year history of the distribution of sales proceeds.
 - iii. Breakout of the direct and indirect operational costs incurred by the State Surplus Property Program during the previous fiscal year. In addition, the report submitted for fiscal year 2015 operations shall contain a five-year history of program costs.
 - iv. Percent of the estimated inventory value of surplus property items recovered through disposal, by sales method, for the previous fiscal year. Inventory value is defined as the estimated value assigned to an item upon receipt by the program.
 - v. Timeliness of surplus property disposal for the previous fiscal year by method of sale. Timeliness is defined as the time, in days, between receipt of the property by the program and final disposition of the property through sale, salvage, donation, or other means of disposal.
 - vi. Description of the risk assessment process used in item (b) of this rider, and the resulting agencies targeted by education and outreach efforts. Briefly describe the education and outreach efforts used in targeting these agencies and how they differ from standard program efforts.
- 14. Public-Private Partnerships Limitation.** Notwithstanding other provisions of this Act, the Texas Facilities Commission may not expend amounts appropriated above on any activities related to public-private partnerships, as authorized by Government Code, Chapter 2267, Public and Private Facilities and Infrastructure, within the Capitol Complex as defined by Government Code, §443.0071(b).
- 15. Sunset Contingency.**⁸ Pursuant to Government Code Chapter 325, the Texas Facilities Commission was the subject of review by the Sunset Advisory Commission and a report pertaining to the Texas Facilities Commission was delivered to the Eighty-fourth Legislature. Government Code 325.015 provides that the legislature may by law continue the Texas Facilities Commission for up to 12 years, if such a law is passed before the sunset date for the Texas Facilities Commission.
- 1) Funds appropriated above are contingent on such action continuing the Texas Facilities Commission by the Eighty-fourth Legislature.
 - 2) In the event that the legislature does not choose to continue the agency, the funds appropriated for fiscal year 2016, or as much thereof as may be necessary, are to be used to

FACILITIES COMMISSION
(Continued)

provide for the phase out of agency operations or to address the disposition of agency programs and operations as provided by the legislation.

- 16. Capital Construction on Behalf of State Agencies.** Any capital items related to construction of buildings and facilities including minor construction greater than \$100,000 on behalf of other state agencies for the biennium provided by the Facilities Commission do not apply to the Commission

for the purpose of the capital budget rider limitations specified in Article IX, Sec. 14.03, Limitation on Expenditures - Capital Budget, of the General Provisions of this Act.

- 17. Contingency for Legislation Related to Transfer of the Texas State Cemetery.**¹ Contingent on the enactment of legislation transferring the Texas State Cemetery from the Facilities Commission to the State Preservation Board the amounts appropriated above in Strategy B.2.3, State Cemetery, to the Facilities Commission are transferred to the State Preservation Board as follows:

- a. \$1,148,071 in General Revenue and \$2,376 in Appropriated Receipts for fiscal year 2016 and \$848,071 in General Revenue and \$2,376 in Appropriated Receipts for fiscal year 2017 to new Strategy A.1.3, State Cemetery, in the State Preservation Board's bill pattern; and
- b. 10.5 Full Time Equivalents (FTE) for each fiscal year of the 2016-17 biennium to the State Preservation Board.

- 18. Emergency Repairs.** Included in the amounts appropriated above in Strategy B.2.1, Facilities Operation, is \$20,000,000 in General Revenue for the 2016-17 biennium for emergency repairs to facilities under the Commission's authority. These funds may not be expended without prior written approval from the Legislative Budget Board.

The Texas Facilities Commission requesting the approval of the Legislative Budget Board for emergency repairs shall submit in a timely manner the request along with adequate information for evaluating the request. Any additional information requested by the Legislative Budget Board must be submitted promptly and in a manner prescribed by the Legislative Budget Board. The request shall be considered to be approved unless the Legislative Budget Board issues a written disapproval within 30 business days after the date the Legislative Budget Board staff concludes its review of the request and forwards the review to the Chair of the House Appropriations Committee, Chair of the Senate Finance Committee, Speaker of the House, and Lieutenant Governor. Any requests for additional information made by the Legislative Budget Board interrupts the counting of the 30 business days.

- 19. Construction of New Facilities.** In accordance with Government Code Chapters 1232 and 2166, the Texas Public Finance Authority shall issue revenue bonds on behalf of the Texas Facilities Commission in an amount not to exceed \$767,670,000 for the purpose of constructing two office buildings and utility infrastructure in the Capitol Complex, as defined by Government Code §443.0071(b), and one office building and parking structure in the North Austin Complex, as described in the agency's Facilities Master Plan. Included in the amounts appropriated to the Texas Facilities Commission, in Strategy A.2.1, Facilities Design and Construction, is \$767,670,000 in Revenue Bond Proceeds in fiscal year 2016 for the construction of facilities for state agencies, pursuant to Government Code, §2166.453.

Any unexpended balances in the appropriation made herein and remaining as of August 31, 2016, are appropriated for the same purposes for the fiscal year beginning September 1, 2016.

- 20. Department of Motor Vehicles Headquarters Acquisition and Relocation.**⁶ ~~In accordance with Government Code Chapters 1232 and 2166, the Texas Public Finance Authority shall issue revenue bonds on behalf of the Texas Facilities Commission in an amount not to exceed \$57,995,000 for the purpose of acquisition, the construction of facilities and relocation to new headquarters space for the Texas Department of Motor Vehicles. Included in the amounts appropriated to the Texas Facilities Commission, in Strategy A.2.1, Facilities Design and Construction, is \$57,995,000 in Revenue Bond Proceeds in fiscal year 2016 for acquisition and relocation to new headquarters space for the Texas Department of Motor Vehicles, pursuant to Government Code, §2166.453.~~

~~Any unexpended balances in the appropriation made herein and remaining as of August 31, 2016, are appropriated for the same purposes for the fiscal year beginning September 1, 2016.~~

FACILITIES COMMISSION

(Continued)

- 21. State Parking Facility Adjacent to E.O. Thompson Building.** Out of funds appropriated above, in accordance with Government Code § 2165.151, the Texas Facilities Commission shall develop a market-based solution to increase parking available for state employees at the E.O. Thompson Building located at 920 Colorado Street in Austin. The market-based solution shall seek to reduce or eliminate parking costs for the state and provide state employees with adequate and safe parking and shall consider all options, including a multi-level parking and office structure on Parking Lot 15 bordered by Colorado Street and 9th Street and south of the E.O. Thompson Building.
- 22. G.J. Sutton Building Replacement.**⁶ ~~In accordance with Government Code Chapters 1232 and 2166, the Texas Public Finance Authority shall issue revenue bonds on behalf of the Texas Facilities Commission in an amount not to exceed \$132,000,000 for the purpose of managing and constructing a new state office building and associated parking facilities for state use to be located on state owned property in Bexar County at the site of the existing G.J. Sutton State Office Complex. Included in the amounts appropriated to the Texas Facilities Commission, in Strategy A.2.1, Facilities Design and Construction, is \$132,000,000 in Revenue Bond Proceeds in fiscal year 2016 for the construction of facilities at the site of the existing G.J. Sutton State Complex, pursuant to Government Code, §2166.453.~~

~~Any unexpended balances in the appropriations made herein and remaining as of August 31, 2016, are appropriated for the same purposes for the fiscal year beginning September 1, 2016.~~

¹ Incorporates Rider 17, Contingency for Legislation Related to Transfer of the State Cemetery, due to enactment of HB 2206, 84th Legislature, Regular Session, relating to the transfer of the oversight of the Texas State Cemetery to the State Preservation Board, resulting in decreases of \$1,148,071 in FY 2016 and \$848,071 in FY 2017 out of General Revenue funds, \$2,376 in FY 2016 and \$2,376 in FY2017 out of Appropriated Receipts and 10.5 FTEs in each fiscal year of the biennium.

² Incorporates Article IX, §18.09, of this Act, due to enactment of SB 2004, 84th Legislature, Regular Session, relating to deferred maintenance funding for state facilities, resulting in a reallocation of \$216,880,852 in FY 2016 and \$275,496 in FY 2017 out of General Revenue funds to the General Revenue-Dedicated Deferred Maintenance Fund Account No. 5166 affecting several strategies. The Capital Budget is adjusted accordingly.

³ Incorporates Article IX, §18.62, of this Act, due to enactment of SB 836, 84th Legislature, Regular Session, relating to management services for the physical facilities of the Texas School for the Blind and the Texas School for the Deaf, resulting in increases of \$2,213,864 in FY 2016 and \$2,177,423 in FY 2017 out of General Revenue funds affecting several strategies, and 66.3 FTEs in each fiscal year of the biennium.

⁴ Incorporates Article IX, §18.13, of this Act, relating to Renovations and Office Furnishings at the Lyndon B. Johnson Building, resulting in increases of \$8,400,000 in FY 2016 out of General Revenue funds. The Capital Budget is adjusted accordingly.

⁵ Appropriations referenced in Rider 3, Capital Budget, item e (6), were vetoed, resulting in a decrease of \$26,000,000 in FY 2016 out of General Revenue funds. See the Governor's Veto Proclamation.

⁶ Appropriations referenced in Rider 3, Capital Budget, items e (5) and e (7), were vetoed, resulting in a decrease of \$189,995,000 in FY 2016 out of Bond Proceeds - Revenue Bonds. Struck-through text in Riders 20 and 22 reflect vetoed language. See the Governor's Veto Proclamation.

⁷ Article IX, §18.02, of this Act, increases the salary of the Executive Director from \$166,658 to \$170,824.

⁸ HB 3123, 84th Legislature, Regular Session, passed and continues the agency until September 1, 2021.

PUBLIC FINANCE AUTHORITY

	For the Years Ending	
	August 31, 2016	August 31, 2017
Method of Financing:		
General Revenue Fund	\$ 1,319,012	\$ 1,320,717
Total, Method of Financing	<u>\$ 1,319,012</u>	<u>\$ 1,320,717</u>

This bill pattern represents an estimated 100% of this agency's estimated total available funds for the biennium.

Number of Full-Time-Equivalents (FTE):	14.0	14.0
Schedule of Exempt Positions:		
Executive Director, Group 4 ¹	\$130,091	\$130,091

PUBLIC FINANCE AUTHORITY
(Continued)

Items of Appropriation:

A. Goal: FINANCE CAPITAL PROJECTS

Finance Capital Projects Cost Effectively and Monitor Debt Efficiently.

A.1.1. Strategy: ANALYZE FINANCINGS AND ISSUE DEBT	\$ 657,459	\$ 658,308 & UB
---	------------	--------------------

Analyze Agency Financing Applications and Issue Debt Cost Effectively.

A.2.1. Strategy: MANAGE BOND PROCEEDS	\$ 661,553	\$ 662,409 & UB
--	------------	--------------------

Manage Bond Proceeds and Monitor Covenants to Ensure Compliance.

A.2.2. Strategy: BOND DEBT SERVICE PAYMENTS Make GO Bond Debt Service Payments.	\$ _____	\$ _____
---	----------	----------

Total, Goal A: FINANCE CAPITAL PROJECTS	\$ <u>1,319,012</u>	\$ <u>1,320,717</u>
--	---------------------	---------------------

Grand Total, PUBLIC FINANCE AUTHORITY	\$ <u>1,319,012</u>	\$ <u>1,320,717</u>
--	---------------------	---------------------

Object-of-Expense Informational Listing:

Salaries and Wages	\$ 1,033,090	\$ 1,033,088
Other Personnel Costs	159,986	161,442
Professional Fees and Services	2,584	2,442
Consumable Supplies	3,353	3,353
Travel	33,169	33,169
Rent - Building	360	360
Rent - Machine and Other	3,576	3,576
Other Operating Expense	<u>82,894</u>	<u>83,287</u>

Total, Object-of-Expense Informational Listing	\$ <u>1,319,012</u>	\$ <u>1,320,717</u>
---	---------------------	---------------------

Estimated Allocations for Employee Benefits and Debt Service Appropriations Made Elsewhere in this Act:

Employee Benefits

Retirement	\$ 51,543	\$ 51,749
Group Insurance	109,152	119,671
Social Security	45,027	45,252
Benefits Replacement	<u>4,192</u>	<u>3,794</u>

Subtotal, Employee Benefits	\$ <u>209,914</u>	\$ <u>220,466</u>
-----------------------------	-------------------	-------------------

Total, Estimated Allocations for Employee Benefits and Debt Service Appropriations Made Elsewhere in this Act	\$ <u>209,914</u>	\$ <u>220,466</u>
--	-------------------	-------------------

1. **Performance Measure Targets.** The following is a listing of the key performance target levels for the Public Finance Authority. It is the intent of the Legislature that appropriations made by this Act be utilized in the most efficient and effective manner possible to achieve the intended mission of the Public Finance Authority. In order to achieve the objectives and service standards established by this Act, the Public Finance Authority shall make every effort to attain the following designated key performance target levels associated with each item of appropriation.

	<u>2016</u>	<u>2017</u>
A. Goal: FINANCE CAPITAL PROJECTS		
A.1.1. Strategy: ANALYZE FINANCINGS AND ISSUE DEBT		
Output (Volume):		
Number of Requests for Financings Approved	15	14
A.2.1. Strategy: MANAGE BOND PROCEEDS		
Output (Volume):		
Number of Financial Transactions Including Debt Service Payments	5,500	5,500

2. **Information Listing of Appropriated Funds.** The appropriations made in this and other Articles of this Act to the Texas Public Finance Authority for General Obligation Bond Debt Service are subject to the following provision. The following amounts shall be used for the purpose indicated.

PUBLIC FINANCE AUTHORITY
(Continued)

	For the Years Ending	
	August 31, 2016	August 31, 2017
Method of Financing:		
<u>General Revenue Fund</u>		
General Revenue	\$ 252,493,609	\$ 200,301,613
<u>General Revenue-Dedicated</u>		
Permanent Fund for Health & Tobacco Education & Enforcement No. 5044	\$ 39,616,694	\$ 55,053,189
Permanent Fund for Children & Public Health No. 5045	19,808,348	27,526,593
Permanent Fund for EMS & Trauma Care No. 5046	19,808,346	27,526,595
Texas Military Revolving Loan No. 5114, estimated	3,036,249	3,037,036
Subtotal, General Revenue- Dedicated	<u>\$ 82,269,637</u>	<u>\$ 113,143,413</u>
Federal Funds	5,752,886	5,752,886
<u>Other Funds</u>		
Current Fund Balance No. 766	\$ 738,125	\$ 738,000
MH Collections for Patient Support and Maintenance No. 8031	470,963	470,963
MH Appropriated Receipts No. 8033	15,828	15,828
ID Collections for Patient Support and Maintenance No. 8095	120,063	120,063
ID Appropriated Receipts No. 8096	16,949	16,949
Subtotal, Other Funds	<u>\$ 1,361,928</u>	<u>\$ 1,361,803</u>
Total, Method of Financing		
Bond Debt Service	<u>\$ 341,878,060</u>	<u>\$ 320,559,715</u>
Strategy A.2.2, Bond Debt Service ²	\$ 341,878,060	\$ 320,559,715 & UB

- 3. Capital Budget.** None of the funds appropriated above may be expended for capital budget items except as listed below. The amounts shown below shall be expended only for the purposes shown and are not available for expenditure for other purposes.

	2016	2017
a. Acquisition of Information Resource Technologies		
(1) Automated Debt Management System	\$ UB	\$ UB
(2) IT Enhancements and PC Replacement	<u>35,110</u>	<u>35,109</u>
Total, Capital Budget	<u>\$ 35,110</u>	<u>\$ 35,109</u>
Method of Financing (Capital Budget):		
General Revenue Fund	\$ 35,110	\$ 35,109
Total, Method of Financing	<u>\$ 35,110</u>	<u>\$ 35,109</u>

- 4. Appropriation and Transfer Authority of Interest and Sinking Funds for General Obligation Bond Debt Service Payments.** Prior to the expenditure of funds appropriated out of the General Revenue Fund to pay debt service on general obligation bonds, the Public Finance Authority shall utilize any balances available in interest and sinking funds for said purpose. The Authority is hereby appropriated all amounts available in interest and sinking funds, including any unexpended balances in these funds for the purpose of paying debt service on general obligation bonds.

In compliance with the bond resolutions and funds management agreements between the Texas Public Finance Authority and the Comptroller of Public Accounts, the Texas Public Finance Authority is hereby authorized to transfer funds, appropriated for bond debt service, into the

PUBLIC FINANCE AUTHORITY
(Continued)

appropriate interest and sinking funds in amounts as necessary for the payment of principal and interest due on general obligation bonds. Such transfers shall be made no sooner than the day that bond debt service is required to be delivered in accordance with the bond resolutions and funds management agreements. The Texas Public Finance Authority is also authorized to transfer funds appropriated for general obligation bond debt service to the interest and sinking fund(s) to pay ongoing costs associated with the General Obligation Commercial Paper Program.

5. **Appropriation and Transfer Authority for Revenue Bond Lease Payments.** Balances in and revenues accruing to the Texas Public Finance Authority revenue bond interest and sinking fund(s) are appropriated to the Texas Public Finance Authority for bond servicing costs on revenue bonds. Bond servicing costs shall include such costs as debt service payments, insurance premiums, paying agent fees, and other costs associated with the outstanding bonds.

The Texas Public Finance Authority is hereby authorized to transfer such amounts as necessary for the payment of bond servicing costs from the General Revenue - Dedicated State Lease Fund Account No. 0507 to the Texas Public Finance Authority interest and sinking fund(s) or other debt service funds.

6. **Appropriation and Transfer Authority for Master Lease Purchase Program Payments and Administrative Fees.** The Texas Public Finance Authority is appropriated balances held in and revenue accruing to the General Revenue - Dedicated State Lease Fund Account No. 0507 and Texas Public Finance Authority Master Lease Purchase Program interest and sinking fund(s) for the purpose of making debt service and other payments in accordance with applicable laws, rules, and covenants pertaining to the Master Lease Purchase Program.

The Texas Public Finance Authority is hereby authorized to transfer each agency's share of administrative fees and lease payments pursuant to the Master Lease Purchase Program from each agency's appropriations made elsewhere in this Act to the Texas Public Finance Authority Master Lease Purchase Program cost of issuance fund(s) and the General Revenue - Dedicated State Lease Fund Account No. 0507, respectively. Transfers for administrative fees and lease payments shall not be made earlier than fifteen days prior to the date that the debt service payment is required. The Texas Public Finance Authority may transfer funds necessary for Master Lease Purchase Program debt service payments from the General Revenue - Dedicated State Lease Fund Account No. 0507 to the Texas Public Finance Authority Master Lease Purchase Program interest and sinking fund(s).

7. **Appropriation and Transfer Authority for Unexpended Balances in Bond Related Funds.** The Texas Public Finance Authority is hereby authorized to transfer all unexpended bond fund balances forward to the following fiscal year. Balances in and revenues accruing in these bond related funds are hereby appropriated to the Texas Public Finance Authority and may be transferred to the current fiscal year or prior fiscal years in order to make bond related payments and transfers in accordance with bond resolutions. Bond funds include but are not limited to: construction (project) funds; acquisition funds; cost of issuance funds; rebate funds; capitalized interest funds; and restoration funds.

8. **Appropriation and Transfer Authority.** Appropriations to all agencies on whose behalf the Texas Public Finance Authority has, or will issue bonds, notes, or other obligations are hereby authorized to be transferred to the Texas Public Finance Authority to the funds prescribed by the bond documents for payment of debt service. The monies so transferred are hereby appropriated to the Texas Public Finance Authority for payment of principal and interest on the bonds, notes, or other obligations.

9. **Reimbursement of Expenses Related to Bond Issuances.** In addition to the amounts appropriated above, in Strategies A.1.1, Analyze Financings and Issue Debt, and A.2.1, Manage Bond Proceeds, is an amount estimated to be \$0 for the reimbursement of costs related to the Texas Public Finance Authority Charter School Finance Corporation (CSFC) for bond issues for charter schools, issued pursuant to Texas Education Code, §53.351, for payment, on behalf of the CSFC, of its required issuance and administration costs and reimbursement of the Texas Public Finance Authority's additional costs in providing staff support for such bond issues and administering the Texas Charter School Credit Enhancement Program.

10. **General Obligation Bond Debt Service for the Texas Military Value Revolving Loan Bond Program.** Included in amounts appropriated elsewhere in this Act for debt service on general obligation bonds for the Texas Military Value Revolving Loan program is an amount estimated to be \$3,036,249 for fiscal year 2016 and \$3,037,036 for fiscal year 2017 out of General Revenue –

PUBLIC FINANCE AUTHORITY
(Continued)

Dedicated Texas Military Revolving Loan Account No. 5114 to pay debt service on general obligation bonds issued to provide loans to local defense communities.

- 11. Information Listing: Master Lease Purchase Program Lease Payments.** The following is an informational listing of funds appropriated elsewhere in this Act for the 2016-17 biennium to the agencies listed below for the administrative fees and lease payments pursuant to the Master Lease Purchase Program.

Master Lease Purchase Program by Article by Agency	<u>FY 2016</u>	<u>FY 2017</u>
ARTICLE I		
Facilities Commission	\$ 37,617	\$ 37,617
ARTICLE II		
Department of Aging and Disability Services	\$ 2,708,735	\$ 2,691,022
Department of State Health Services	\$ 2,271,105	\$ 2,255,372
Health and Human Services Commission	\$ 556,181	\$ 0
ARTICLE III		
Texas School for the Deaf	\$ 200,001	\$ 200,001
ARTICLE V		
Department of Public Safety	\$ 68,433	\$ 18,001
ARTICLE VI		
Department of Agriculture	\$ 148,662	\$ 147,648
Parks and Wildlife Department	<u>\$ 72,131</u>	<u>\$ 71,577</u>
Total, by Article	<u>\$ 6,062,865</u>	<u>\$ 5,421,238</u>

- 12. Unexpended Balances: Automated Debt Management System.** Included in amounts appropriated above in Strategies A.1.1, Analyze Financings and Issue Debt, and A.2.1, Manage Bond Proceeds are unexpended and unobligated balances as of August 31, 2015, (estimated to be \$0) for the automated debt management system capital budget project for the biennium beginning September 1, 2015.

¹ Article IX, §18.02 of the Act, increases the salary of the Executive Director from \$126,918 to \$130,091.

² Modified to reflect technical correction to adjust rider reference to strategy appropriation to match amounts appropriated.

OFFICE OF THE GOVERNOR

	For the Years Ending	
	August 31, 2016	August 31, 2017
	<u>2016</u>	<u>2017</u>
Method of Financing:		
General Revenue Fund	\$ 10,369,883	\$ 10,369,882
<u>Other Funds</u>		
Appropriated Receipts	20,000	20,000
Interagency Contracts	250,000	250,000
Subtotal, Other Funds	\$ <u>270,000</u>	\$ <u>270,000</u>
Total, Method of Financing	\$ <u>10,639,883</u>	\$ <u>10,639,882</u>
This bill pattern represents an estimated 100% of this agency's estimated total available funds for the biennium.		
Number of Full-Time-Equivalents (FTE):	120.1	120.1
Schedule of Exempt Positions:		
Governor, Group 6 ¹	\$153,750	\$153,750
Items of Appropriation:		
A. Goal: GOVERN THE STATE		
Formulation of Balanced State Policies.		
A.1.1. Strategy: SUPPORT GOVERNOR & STATE	\$ 6,234,927	\$ 6,234,928
Provide Support to Governor and State Agencies.		
A.1.2. Strategy: APPOINTMENTS	\$ 1,074,810	\$ 1,074,808
Develop and Maintain System of Recruiting, Screening, and Training.		
A.1.3. Strategy: COMMUNICATIONS	\$ 2,805,557	\$ 2,805,557
Maintain Open, Active, and Comprehensive Functions.		
A.1.4. Strategy: GOVERNOR'S MANSION	\$ 524,589	\$ 524,589
Maintain and Preserve Governor's Mansion.		
Total, Goal A: GOVERN THE STATE	\$ <u>10,639,883</u>	\$ <u>10,639,882</u>
Grand Total, OFFICE OF THE GOVERNOR	\$ <u>10,639,883</u>	\$ <u>10,639,882</u>
Object-of-Expense Informational Listing:		
Salaries and Wages	\$ 8,362,609	\$ 8,362,609
Other Personnel Costs	295,467	295,467
Professional Fees and Services	321,465	321,465
Consumable Supplies	82,851	82,851
Utilities	50,524	50,524
Travel	118,336	118,336
Rent - Building	32,380	32,380
Rent - Machine and Other	56,946	56,946
Other Operating Expense	1,316,306	1,316,305
Capital Expenditures	<u>2,999</u>	<u>2,999</u>
Total, Object-of-Expense Informational Listing	\$ <u>10,639,883</u>	\$ <u>10,639,882</u>
Estimated Allocations for Employee Benefits and Debt Service Appropriations Made Elsewhere in this Act:		
<u>Employee Benefits</u>		
Retirement	\$ 874,481	\$ 877,983
Group Insurance	1,801,547	1,973,898
Social Security	750,477	754,230
Benefits Replacement	<u>11,144</u>	<u>10,085</u>
Subtotal, Employee Benefits	\$ <u>3,437,649</u>	\$ <u>3,616,196</u>
<u>Debt Service</u>		
Lease Payments	\$ <u>82,773</u>	\$ <u>56,538</u>
Total, Estimated Allocations for Employee Benefits and Debt Service Appropriations Made Elsewhere in this Act	\$ <u>3,520,422</u>	\$ <u>3,672,734</u>

OFFICE OF THE GOVERNOR
(Continued)

1. **Unexpended Balances Within the Biennium.** Any unexpended balances, as of August 31, 2016, in the appropriations made to the Office of the Governor are hereby appropriated for the same purposes for the fiscal year beginning September 1, 2016.
2. **Designation of Exempt Positions.** Pursuant to the provisions of this Act and other state and federal legislation, and notwithstanding restrictions in this Act relative to the authority of the Governor to exempt positions from the Position Classification Act of 1961, the Governor may designate the title and compensation rate of exempt positions to be used by the Office of the Governor.
3. **Governor's Salary.** The salary provided by this Act for the Governor is an annual salary and is not reduced during the Governor's absence from the state.
4. **Governor's Salary Authorization.** The Governor is hereby authorized, notwithstanding the rate listed for the Governor in the "Schedule of Exempt Positions," to establish the rate of compensation for the Governor at any amount below the listed authorization.
5. **Unexpended Balances Between Biennia.** All unexpended and unobligated balances, estimated unexpended and unobligated balances, interest earnings, and other revenues from funds appropriated to the Office of the Governor for the fiscal year ending August 31, 2015 are appropriated for the same purpose for the biennium beginning September 1, 2015.
6. **Capital Expenditures Authorized.** Notwithstanding the limitations placed on the expenditure of funds for capital budget items contained in this Act, the Office of the Governor is hereby authorized to expend funds appropriated to the Office of the Governor, and the Trusteed Programs within the Office of the Governor, for the acquisition of capital budget items.
7. **Transfer of Appropriation and Full-Time Equivalents (FTEs).** Notwithstanding limitations on appropriation and FTE transfers contained in the General Provisions of this Act, agency appropriations and FTEs may be transferred between the Office of the Governor and the Trusteed Programs within the Office of the Governor. The transfer of appropriations shall not exceed the limitations in Article IX, Section 14.01, Appropriation Transfers, of this Act.

The governor may transfer appropriations and FTEs from the Office of the Governor and Trusteed Programs within the Office of the Governor to other agencies. The transfer of appropriations and FTEs to other state agencies shall not exceed the limitations in Article IX, Section 14.01, Appropriation Transfers, of this Act.

¹ Article IX, §18.02 of the Act, increases the salary of the Governor from \$150,000 to \$153,750.

TRUSTEED PROGRAMS WITHIN THE OFFICE OF THE GOVERNOR

	For the Years Ending	
	August 31, 2016	August 31, 2017
Method of Financing:		
<u>General Revenue Fund</u>		
General Revenue Fund ^{1, 2, 3, 4}	\$ 86,025,704	\$ 78,359,245
Hotel Occupancy Tax Deposits Account No. 5003	34,236,317	34,236,317
Subtotal, General Revenue Fund	\$ 120,262,021	\$ 112,595,562
<u>General Revenue Fund - Dedicated</u>		
Criminal Justice Planning Account No. 421	32,764,872	27,763,603
Crime Stoppers Assistance Account No. 5012	842,147	842,147
Economic Development Bank Account No. 5106	11,757,488	6,757,488
Texas Enterprise Fund Account No. 5107 ⁵	90,000,000	UB
Sexual Assault Program Account No. 5010	2,000,000	UB

TRUSTEED PROGRAMS WITHIN THE OFFICE OF THE GOVERNOR
(Continued)

Truancy Prevention and Diversion Account No. 5164 ⁴	2,300,000	2,300,000
Governor's University Research Initiative Account No. 5161 ⁵	40,000,000	UB
Subtotal, General Revenue Fund - Dedicated	<u>\$ 179,664,507</u>	<u>\$ 37,663,238</u>
Federal Funds	64,550,000	60,050,000
<u>Other Funds</u>		
Small Business Incubator Fund Account No. 588	320,000	320,000
Texas Product Development Fund Account No. 589	435,000	435,000
Appropriated Receipts	607,000	607,000
Interagency Contracts	168,000	168,000
License Plate Trust Fund Account No. 0802	117,000	117,000
Subtotal, Other Funds	<u>\$ 1,647,000</u>	<u>\$ 1,647,000</u>
Total, Method of Financing	<u><u>\$ 366,123,528</u></u>	<u><u>\$ 211,955,800</u></u>
 This bill pattern represents an estimated 100% of this agency's estimated total available funds for the biennium.		
Number of Full-Time-Equivalents (FTE):³	168.3	168.3
Schedule of Exempt Positions:		
Executive Director (OSFR), Group 3 ⁶	\$141,338	\$141,338
Items of Appropriation:		
A. Goal: GRANT ASSISTANCE AND PROGRAMS		
Administer Grants and Programs Assigned to the Governor.		
A.1.1. Strategy: DISASTER FUNDS⁷	\$ 2,400,000	\$ 12,400,000
Provide Disaster Funding.		
A.1.2. Strategy: AGENCY GRANT ASSISTANCE	\$ 1,167,579	\$ 1,167,578
Provide Deficiency Grants to State Agencies.		
A.2.1. Strategy: DISABILITY ISSUES	\$ 767,583	\$ 767,583
Inform Organizations and the General Public of Disability Issues.		
A.2.2. Strategy: WOMEN'S GROUPS	\$ 226,324	\$ 226,324
Network Statewide Women's Groups in Texas.		
A.2.3. Strategy: STATE-FEDERAL RELATIONS	<u>\$ 1,057,442</u>	<u>\$ 1,057,442</u>
Total, Goal A: GRANT ASSISTANCE AND PROGRAMS	<u><u>\$ 5,618,928</u></u>	<u><u>\$ 15,618,927</u></u>
B. Goal: CRIMINAL JUSTICE ACTIVITIES		
Support Criminal Justice and Homeland Security Programs.		
B.1.1. Strategy: CRIMINAL JUSTICE^{1,2,3,4,7}	\$ 135,492,289	\$ 112,992,714
Provide Money and Research and Promote Programs for Criminal Justice.		
B.1.2. Strategy: COUNTY ESSENTIAL SERVICE GRANTS	\$ 1,170,333	\$ 1,170,333
Provide Financial Assistance to Counties for Essential Public Services.		
B.1.3. Strategy: HOMELAND SECURITY	<u>\$ 4,683,890</u>	<u>\$ 4,683,890</u>
Direct and Coordinate Homeland Security Activities in Texas.		
Total, Goal B: CRIMINAL JUSTICE ACTIVITIES	<u><u>\$ 141,346,512</u></u>	<u><u>\$ 118,846,937</u></u>
C. Goal: ECONOMIC DEVELOPMENT AND TOURISM		
Support Economic Development and Tourism.		
C.1.1. Strategy: ECONOMIC DEVELOPMENT	\$ 19,056,309	\$ 14,056,309
Enhance the Economic Growth of Texas.		
C.1.2. Strategy: TOURISM	\$ 35,283,357	\$ 34,770,883
Promote Texas to Attract Tourism and Generate Economic Growth.		
C.1.3. Strategy: FILM AND MUSIC MARKETING	\$ 18,813,679	\$ 13,174,002
Market Texas as a Film Location and Promote the Texas Music Industry.		
C.1.4. Strategy: TEXAS ENTERPRISE FUND⁵	\$ 90,000,000	\$ UB
Provide Financial Incentives to Entities for Economic Development.		

TRUSTEED PROGRAMS WITHIN THE OFFICE OF THE GOVERNOR

(Continued)

C.1.5. Strategy: MILITARY PREPAREDNESS ⁸ Advise the Governor and Legislature on Military Issues.	\$ 16,004,743	\$ 15,488,742
C.1.6. Strategy: UNIVERSITY RESEARCH INITIATIVE ⁵ Governor's University Research Initiative.	\$ 40,000,000	\$ UB
Total, Goal C: ECONOMIC DEVELOPMENT AND TOURISM	\$ 219,158,088	\$ 77,489,936
Grand Total, TRUSTEED PROGRAMS WITHIN THE OFFICE OF THE GOVERNOR	\$ 366,123,528	\$ 211,955,800

Object-of-Expense Informational Listing:

Salaries and Wages	\$ 10,167,392	\$ 10,167,391
Other Personnel Costs	383,942	383,942
Professional Fees and Services	11,590,329	11,583,329
Consumable Supplies	71,952	71,952
Utilities	66,350	66,350
Travel	624,248	624,248
Rent - Building	298,050	298,050
Rent - Machine and Other	164,059	164,059
Debt Service	250,000	250,000
Other Operating Expense	38,735,942	32,567,791
Grants	303,768,263	155,775,687
Capital Expenditures	3,001	3,001
Total, Object-of-Expense Informational Listing	\$ 366,123,528	\$ 211,955,800

Estimated Allocations for Employee Benefits and Debt Service Appropriations Made Elsewhere in this Act:

<u>Employee Benefits</u>		
Retirement	\$ 628,808	\$ 631,328
Group Insurance	1,104,087	1,200,071
Social Security	516,844	519,429
Benefits Replacement	10,042	9,088
Subtotal, Employee Benefits	\$ 2,259,781	\$ 2,359,916
<u>Debt Service</u>		
TPFA GO Bond Debt Service	\$ 3,036,249	\$ 3,037,036
Total, Estimated Allocations for Employee Benefits and Debt Service Appropriations Made Elsewhere in this Act	\$ 5,296,030	\$ 5,396,952

1. **Performance Measure Targets.** The following is a listing of the key performance target levels for the Trusteed Programs Within the Office of the Governor. It is the intent of the Legislature that appropriations made by this Act be utilized in the most efficient and effective manner possible to achieve the intended mission of the Trusteed Programs Within the Office of the Governor. In order to achieve the objectives and service standards established by this Act, the Trusteed Programs Within the Office of the Governor shall make every effort to attain the following designated key performance target levels associated with each item of appropriation.

	<u>2016</u>	<u>2017</u>
A. Goal: GRANT ASSISTANCE AND PROGRAMS		
Outcome (Results/Impact):		
Percent of Customers Satisfied with OSFR Services	98%	98%
A.2.1. Strategy: DISABILITY ISSUES		
Output (Volume):		
Number of Local Volunteer Committees on People with Disabilities or City or County Committees or People with Disabilities Whose Activities are Supported by the Committee	43	43
B. Goal: CRIMINAL JUSTICE ACTIVITIES		
Outcome (Results/Impact):		
Percentage of CJD Grants Complying with CJD Guidelines	98%	98%
B.1.1. Strategy: CRIMINAL JUSTICE		
Output (Volume):		
Number of Grants Currently Operating	825	825

TRUSTEED PROGRAMS WITHIN THE OFFICE OF THE GOVERNOR
(Continued)

C. Goal: ECONOMIC DEVELOPMENT AND TOURISM

Outcome (Results/Impact):

Number of New Jobs Announced by Businesses Receiving Recruitment and Expansion Assistance	6,000	6,000
Number of Unduplicated Jobs Announced by Companies Receiving Grants from the Texas Enterprise Fund	4,000	4,000

C.1.1. Strategy: ECONOMIC DEVELOPMENT

Output (Volume):

Number of Businesses Developed as Recruitment Prospects	120	120
---	-----	-----

2. Disaster and Deficiency Grants.⁷

a) Included in the amounts appropriated above is \$2,400,000 in General Revenue in fiscal year 2016 and \$12,400,000 in General Revenue in fiscal year 2017 to Strategy A.1.1, Disaster Funds to provide grants-in-aid in case of disasters, in accordance with Government Code, Chapter 418.

b) Included in the amounts appropriated above is \$1,167,579 in General Revenue in fiscal year 2016 and \$1,167,578 in General Revenue in fiscal year 2017 to Strategy A.1.2, Agency Grant Assistance, for payments of claims arising prior to the convening of the next legislature by the Governor for deficiencies of up to \$200,000 per agency, per event, in accordance with §403.075, Government Code.

c) The Governor may, according to the terms of the disaster award or deficiency award, require the agency to repay all or part of the award. The repayment may be accomplished by purchase voucher, journal entry, or other procedures established by the Governor's Office with the concurrence of the Comptroller of Public Accounts.

d) The Governor shall notify the Legislative Budget Board 15 business days prior to any grants or awards made as described in subsection b) above.

3. Governor's Emergency Appropriations. In accordance with Government Code §§401.061-401.065, upon certification by the Governor that an emergency exists, and upon the endorsement by the Comptroller of Public Accounts that appropriations other than emergency appropriations are not available to address the emergency, the Governor is appropriated amounts necessary from special funds or dedicated accounts in the General Revenue Fund (as those terms are defined by Government Code §403.001) and Other Funds, contingent upon the following conditions:

(1) the special fund is endorsed by the Comptroller as statutorily allowed to be used for the emergency certified by the Governor;

(2) the Comptroller certifies that the special fund contains sufficient balances over appropriated amounts to support the emergency appropriation; and

(3) the proposed emergency appropriation under the provisions of this rider is approved by the Legislative Budget Board, pursuant to Article XVI, Section 69, Texas Constitution.

4. Unexpended Balances Within the Biennium. Any unexpended balances as of August 31, 2016, in appropriations made to the Trusteed Programs Within the Office of the Governor are hereby appropriated for the same purposes for the fiscal year beginning September 1, 2016.

5. Federal Grants. Funds received from the federal government for grants to the Trusteed Programs Within the Office of the Governor that are directed to earn interest for the 2016-17 biennium will be deposited to General Revenue-Dedicated Account No. 224, Governor's Office Federal Projects, and are to be expended as directed by the grant.

6. Reporting Requirements: Criminal Justice Division. To ensure that Criminal Justice Planning funds are spent in accordance with state and federal requirements, the Criminal Justice Division (CJD) shall require grant recipients to report data and documentation, not later than October 1 of each fiscal year, demonstrating compliance with contractual agreements for Criminal Justice Planning grants. At a minimum, reports submitted by grant recipients shall provide data to support all expenditures made with Criminal Justice Planning funds; provide an inventory of all equipment and capital items purchased with such funds; and provide all information necessary for scheduled and periodic reviews by the CJD.

TRUSTEED PROGRAMS WITHIN THE OFFICE OF THE GOVERNOR
(Continued)

In addition, the CJD shall establish and consistently adhere to internal guidelines for reviewing and evaluating grant requests, as well as requests for payments and reimbursements submitted by grantees. Not later than December 15 of each year, the CJD shall submit to the Legislative Budget Board and the State Auditor's Office a report detailing its findings regarding compliance by grantees.

- 7. Appropriation: Texas Small Business Industrial Development Corporation.** The Office of the Governor, Economic Development and Tourism, shall review the financial statements of the Texas Small Business Industrial Development Corporation to determine the net earnings of the Corporation, and shall make such determination no later than January 1, 2016, and January 1, 2017. The Office of the Governor, Economic Development and Tourism, shall ensure that the net earnings, of an amount not to exceed \$75,000, shall be transferred to the Economic Development Bank Account No. 5106 during each fiscal year of the 2016-17 biennium to be used to finance activities of Strategy C.1.1, Economic Development. Seventy-five percent of any net earnings in excess of \$150,000 for the 2016-17 biennium shall be deposited into the General Revenue Fund and 25 percent of any net earnings over \$150,000 is appropriated to Strategy C.1.1, Economic Development, for administration of small and minority business finance programs.
- 8. Administration: Foreign Offices.**

 - a. In accordance with Government Code §481.027, foreign offices may be operated in Mexico and in other foreign markets including Canada, Europe, the Pacific Rim, and Latin America coinciding with market opportunities for Texas business. Foreign office trade investment and tourism development efforts, as well as location of the offices, shall be based on analysis of the current world market opportunities. The Office of the Governor shall expend funds for the Mexico offices and any office established in Taiwan out of any funds available, but shall not expend any funds appropriated under this Act for any office or staff at any other foreign offices established by the Office of the Governor. The Office of the Governor may seek and use alternative funding sources other than funds appropriated under this Act for offices in locations other than Mexico City or Taiwan.
 - b. The Office of the Governor shall maintain a tracking system that documents the direct benefits that result from the operation of each foreign office. The Office of the Governor shall utilize the tracking system to file a quarterly report with the Legislative Budget Board regarding the activities of each office. The report shall contain, at a minimum, information detailing the number of contacts with foreign and domestic businesses, the name of each business, the nature of the contact, the results of each contact, and expenditures by each office. The report shall also contain the name of each Texas community assisted and information regarding the nature and results of the assistance. Each report shall be submitted within 60 days of the end of each quarter and must be accompanied by supporting documentation as specified by the Legislative Budget Board.
- 9. Cash Flow Contingency.** Contingent upon the receipt of Hotel Occupancy Tax collections by the Comptroller of Public Accounts, the Office of the Governor, Economic Development and Tourism, may temporarily utilize additional Hotel Occupancy Tax allocations from the General Revenue Fund into the General Revenue Hotel Occupancy Tax for Economic Development Account No. 5003 in an amount not to exceed \$2 million per fiscal year. These funds shall be utilized only for the purpose of temporary cash flow needs when expenditures for tourism marketing exceed monthly Hotel Occupancy Tax revenue received. The transfer and reimbursement of funds shall be made under procedures established by the Comptroller of Public Accounts to ensure all borrowed funds are reimbursed by the Office of the Governor, Economic Development and Tourism, to the General Revenue Fund from Hotel Occupancy Tax revenues collected on or before August 31 of each fiscal year and deposited before September 30 of the following fiscal year.
- 10. Limitation on Expenditures: General Revenue Hotel Occupancy Tax for Economic Development Account No. 5003.** Out of the amounts appropriated above in Strategy C.1.2, Tourism, out of the General Revenue Hotel Occupancy Tax for Economic Development Account No. 5003, the Office of the Governor, Economic Development and Tourism, shall use not more than \$4,000,000 in fiscal year 2016 and \$4,000,000 in fiscal year 2017 for expenditures other than Advertising Services (Object Code 7281) and Other Professional Services (Object Code 7253).
- 11. Texas Military Value Revolving Loan Program.** In accordance with the Article III, § 49-n of the Texas Constitution and Government Code, Chapter 436, Subchapter D, the Governor is authorized to request issuance of any remaining general obligation bond authority, estimated to be

TRUSTEED PROGRAMS WITHIN THE OFFICE OF THE GOVERNOR
(Continued)

\$200,405,000, for the Military Value Revolving Loan Program for loans to defense communities for economic development projects at the Texas Military Preparedness Commission.

Appropriated elsewhere in this Act to the Texas Public Finance Authority is an amount estimated to be \$3,036,249 for fiscal year 2016 and \$3,037,036 for fiscal year 2017 to pay debt service on general obligation bonds or other obligations provided that anticipated loan payments and interest earnings on loan payments deposited to the Texas Military Value Revolving Loan Account No. 5114 are sufficient to repay the General Revenue Fund by August 31, 2015.

12. Appropriation of Unexpended Balances, Revenue, and Interest Earnings.⁹

Part I, Unexpended Balances

Included in amounts appropriated above for the biennium beginning September 1, 2015, are all estimated unexpended and unobligated account balances from funds appropriated to the Trusteed Programs within the Office of the Governor remaining as of August 31, 2015 out of the following accounts for the same purposes:

- a. General Revenue Account No. 1 (estimated to be \$0) across all strategies.
- b. Hotel Occupancy Tax Deposits Account No. 5003 (estimated to be \$0) in Strategy C.1.2, Tourism.
- c. Crime Stoppers Assistance Account No. 5012 (estimated to be \$0) in Strategy B.1.1, Criminal Justice.
- d. Criminal Justice Planning Account No. 421 (estimated to be \$5,000,000) in Strategy B.1.1, Criminal Justice.
- e. Economic Development Bank Account No. 5106 (estimated to be \$5,000,000) in Strategy C.1.1, Economic Development.
- f. Texas Enterprise Fund Account No. 5107 (estimated to be \$45,000,000) in Strategy C.1.4, Texas Enterprise Fund.
- g. Small Business Incubator Fund Account No. 588 (estimated to be \$0) in Strategy C.1.1, Economic Development.
- h. Texas Product Development Fund Account No. 589 (estimated to be \$0) in Strategy C.1.1, Economic Development.
- i. Appropriated Receipts (estimated to be \$0) in Strategies C.1.1, Economic Development; C.1.2, Tourism; and C.1.3, Film and Music Marketing.
- j. Bond Proceeds - General Obligation Bonds (estimated to be \$0) in Strategy C.1.5, Military Preparedness.
- k. License Plate Trust Fund Account No. 0802 (estimated to be \$0) in Strategies C.1.1, Economic Development; C.1.2, Tourism; and C.1.3, Film and Music Marketing.

Part II, Revenue and Interest Earnings

Included in amounts appropriated above for the biennium beginning September 1, 2015 are all estimated revenue and interest earnings accruing during the 2016-17 biennium, to the Trusteed Programs Within the Office of the Governor out of the following accounts to carry out the activities in each strategy:

- a. General Revenue Fund 001 (estimated to be \$0) in Strategy B.1.1, Criminal Justice, Drug Court Programs.
- b. Hotel Occupancy Tax Deposits Account No. 5003 (estimated to be \$0) in Strategy C.1.2, Tourism.

TRUSTEED PROGRAMS WITHIN THE OFFICE OF THE GOVERNOR
(Continued)

- c. Criminal Justice Planning Account No. 421 (estimated to be \$0) in Strategy B.1.1, Criminal Justice.
- d. Texas Enterprise Fund Account No. 5107 (estimated to be \$0) in Strategy C.1.4, Texas Enterprise Fund.
- e. Small Business Incubator Fund Account No. 588 in Strategy C.1.1, Economic Development, \$320,000 in fiscal year 2016 and \$320,000 in fiscal year 2017.
- f. Texas Product Development Fund Account No. 589 in Strategy C.1.1, Economic Development, \$435,000 in fiscal year 2016 and \$435,000 in fiscal year 2017.
- g. License Plate Trust Fund Account No. 0802 in Strategies C.1.1, Economic Development; C.1.2, Tourism; and C.1.3, Film and Music Marketing, \$117,000 in fiscal year 2016 and \$117,000 in fiscal year 2017.

13. Drug Court Grants. Included in amounts appropriated above in Strategy B.1.1, Criminal Justice, is \$750,000 in fiscal year 2016 and \$750,000 in fiscal year 2017 out of the General Revenue Fund from revenue collected on or after September 1, 2015 and deposited to Revenue Object Code 3704, Court Costs, for the purpose of making grants to counties for drug courts in accordance with Subchapter A, Chapter 102, Code of Criminal Procedure, Article 102.0178(g).

14. Cost of Living Salary Supplement. The Trusteed Programs within the Office of the Governor is hereby authorized to pay a salary supplement, not to exceed \$1,200 per month, to each Office of State-Federal Relations employee whose duty station is located in Washington, DC. This salary supplement shall be in addition to the salary rate authorized for that position by this Act.

Any state agency or any institution which assigns an employee to work in the Washington, DC, office of the OSFR on a permanent basis and which also designates that employee's duty station as Washington, DC, is hereby authorized to pay such an employee a salary supplement not to exceed \$1,200 per month. This salary supplement shall be in addition to the salary rate authorized by this Act.

In the event that an employee so assigned works on a less than full-time basis, the maximum salary supplement shall be set on a proportionate basis.

15. Information and Assistance Requirements. It is the intent of the Legislature that funds appropriated above in Strategy A.2.3, State-Federal Relations, be expended in a manner which provides information and assistance to both the legislative and executive branches of Texas State Government and that the funds be used to operate the office in a manner which is politically non-partisan.

16. Texas Economic Development Bank.¹⁰ Included in amounts appropriated above in Strategy C.1.1, Economic Development, to the Trusteed Programs within the Office of the Governor is all unexpended balances as of August 31, 2015 for the biennium beginning September 1, 2015 (estimated to be \$5,000,000 out of General Revenue-Dedicated Economic Development Bank Account No. 5106) and all revenue from interest, loan repayments, fees and the issuance of commercial paper (estimated to be \$6,757,488 in fiscal year 2016 and \$6,757,488 in fiscal year 2017 out of General Revenue-Dedicated Economic Development Bank Account No. 5106) that the Texas Economic Development Bank is authorized to collect for the implementation and administration of the Texas Economic Development Bank to be spent in accordance with Government Code, Chapter 489.

17. Reports on Increasing Federal Funds. It is the intent of the Legislature that the Office of State-Federal Relations work with state agencies to identify and report to the Legislature on possible changes in state laws which could increase the amount of federal funds received by the state, and on changes to federal laws which could impact state funding of federal programs or the state's receipt of federal funds.

18. Interagency Contracts. Consistent with the method of financing for the Office of State-Federal Relations (OSFR), state agencies and institutions of higher education that are represented by their employees in the Washington, DC, office of the OSFR shall be charged for their portion of operating expenses, rent, and administrative staff costs, not to exceed \$2,000 per month, per legislative liaison.

TRUSTEED PROGRAMS WITHIN THE OFFICE OF THE GOVERNOR
(Continued)

19. **Border Security Operations.** Included in amounts appropriated above in Strategy B.1.3, Homeland Security, is \$3,000,000 in General Revenue-Dedicated Criminal Justice Planning Account No. 421 and \$1,500,000 in General Revenue, each fiscal year of the 2016-17 biennium, which shall be used for border prosecutions grants.
20. **Internet Crime Against Children Task Forces.** Included in amounts appropriated above in Strategy B.1.1, Criminal Justice, is \$800,000 in General Revenue each fiscal year of the 2016-17 biennium to the Trusteed Programs within the Office of the Governor for the purpose of preventing and stopping internet crimes against children. Priority shall be given to supporting the activities of qualifying Internet Crime Against Children Task Forces recognized by the U.S. Department of Justice, located within a city with a population greater than 1,000,000 people, as determined by the 2010 U.S. Census, and existing in the state as of June 1, 2015.
21. **Prostitution Prevention Programs.** Included in amounts appropriated above in Strategy B.1.1, Criminal Justice, is \$1,460,500 in General Revenue-Dedicated Criminal Justice Planning Account No. 421 each fiscal year of the 2016-17 biennium for the purpose of making grants to counties for the implementation of prostitution prevention programs.
22. **Contingency Appropriation: Truancy Prevention Court Cost.⁴** Included in amounts appropriated above in Strategy B.1.1, Criminal Justice, is an amount estimated to be \$2,300,000 in General Revenue-Dedicated Truancy Prevention and Diversion Account No. 5164 equal to the annual revenue generated from court costs for truancy prevention, as authorized by Article 102.015(b), Chapter 102, Texas Code of Criminal Procedure, relating to certain court costs, to the Trusteed Programs Within the Office of the Governor in each fiscal year of the 2016-17 biennium for grants. Appropriated amounts herein are contingent upon certification by the Comptroller of Public Accounts that sufficient revenue will be generated from court costs for truancy prevention. Priority for grant awards shall be given to justice, municipal, and constitutional county courts requesting funds to establish a new juvenile case manager in a jurisdiction that does not already have a juvenile case manager.
23. **Sunset Contingency.¹¹** Pursuant to Government Code Chapter 325, the Governor's Committee on People with Disabilities was the subject of review by the Sunset Advisory Commission and a report pertaining to the Governor's Committee on People with Disabilities was delivered to the Eighty-fourth Legislature. Government Code 325.015 provides that the legislature may by law continue the Governor's Committee on People with Disabilities for up to 12 years, if such a law is passed before the sunset date for the Governor's Committee on People with Disabilities.
 - 1) Funds appropriated above are contingent on such action continuing the Governor's Committee on People with Disabilities by the Eighty-fourth Legislature.
 - 2) In the event that the legislature does not choose to continue the agency, the funds appropriated for fiscal year 2016, or as much thereof as may be necessary, are to be used to provide for the phase out of agency operations or to address the disposition of agency programs and operations as provided by the legislation.
24. **Contingency Appropriations for the Moving Image Industry Incentive Program.¹⁰** Included in amounts appropriated above is \$11,000,000 in General Revenue in each fiscal year of the 2016-17 biennium, in Strategy C.1.3, Film and Music Marketing, for the Moving Image Industry Incentive Program (MIIP) as authorized under Chapter 485, Government Code, contingent upon sufficient revenue certified by the Comptroller of Public Accounts. The Comptroller must certify that sufficient revenue is generated from the moving image industry in Texas to offset the cost of the appropriations, including but not limited to tax revenues generated from wages paid to industry employees, new jobs created in the state, and other non-tax exempt taxes paid by the industry to the state's general revenue fund and other funds, as appropriate.
25. **Contingency for HB 1812: Grants.¹** Contingent on passage of HB 1812, or similar legislation relating to the establishment of a new grant program for county courts to use GPS technology to monitor defendants charged with family violence crimes, by the Eighty-fourth Legislature, Regular Session, 2015, included in amounts appropriated above to the Trusteed Programs Within the Office of the Governor is \$1,000,000 in General Revenue in Strategy B.1.1, Criminal Justice, each fiscal year of the 2016-17 biennium to implement the provisions of the legislation.
26. **Emerging Technology Fund Contingency.^{5,10}** Contingent on enactment of legislation by the Eighty-fourth Legislature, Regular Session, 2015, relating to balances in the Emerging Technology Fund and the creation of a new General Revenue - Dedicated Governor's University Research Initiative fund and/or program, included in amounts appropriated above is:

TRUSTEED PROGRAMS WITHIN THE OFFICE OF THE GOVERNOR
(Continued)

(a) \$45,000,000 in General Revenue - Dedicated Emerging Technology Fund Account No. 5124 from unexpended balances remaining as of August 31, 2015, which shall be transferred to General Revenue - Dedicated Texas Enterprise Fund Account No. 5107 in Strategy C.1.4 Texas Enterprise Fund, in fiscal year 2016 for economic development incentives, pursuant to the provisions of the legislation.

(b) \$40,000,000 in General Revenue - Dedicated Emerging Technology Fund Account No. 5124, from unexpended balances remaining as of August 31, 2015, which shall be transferred to General Revenue - Dedicated Governor's University Research Initiative Account No. 5161 in new Strategy C.1.6 University Research Initiative, in fiscal year 2016 for eligible institutions to recruit distinguished researchers, pursuant to the provisions of the legislation.

In the event that legislation is not enacted by the Eighty-fourth Legislature, Regular Session, 2015, relating to balances in the Emerging Technology Fund and to create a new General Revenue - Dedicated Governor's University Research Initiative fund and/or program, all unexpended balances remaining as of August 31, 2015 in the General Revenue - Dedicated Emerging Technology Fund Account No. 5124 are appropriated to the Trusteed Programs within the Office of the Governor for the purpose of economic development initiatives in accordance with Government Code, Chapter 490.

- 27. Grants for Local Border Security.** Included in the General Revenue Funds appropriated above in Strategy B.1.1, Criminal Justice, is \$5,100,000 in fiscal year 2016 and \$5,100,000 in fiscal year 2017 to fund grants to local law enforcement agencies to support Operation Border Star. In addition to supporting Operation Border Star, the grant funds may also be awarded for the humane processing of the remains of undocumented migrants. The Department of Public Safety and the Legislative Budget Board shall collaborate with the Office of the Governor to establish accountability and outcome standards for these grants. These accountability standards shall include, but not be limited to, the following: uses of the grants by local entities; effects of these grants on realizing a more secure border region, as defined in Article IX, Section 7.11, Border Security, of this Act; and measures employed to ensure grant funds are expended as intended. By not later than December 1 of each fiscal year, the Office of the Governor shall provide a report to the Legislative Budget Board summarizing the outcomes of the previous fiscal year's grants.
- 28. Enhanced Border Security.** Included in the amounts appropriated above in Strategy B.1.1, Criminal Justice, is \$5,000,000 in General Revenue in fiscal year 2016 and \$4,000,000 in General Revenue in fiscal year 2017 for the following border security related purposes:
- a. \$3,000,000 in General Revenue each fiscal year to expand border security helicopter operations; and
 - b. \$2,000,000 in General Revenue in fiscal year 2016 and \$1,000,000 in General Revenue in fiscal year 2017 to support an interagency contract with the Texas Military Department for the installation and regular maintenance of border cameras.
- 29. Anti-Gang Programs.** Included in amounts appropriated above in Strategy B.1.1, Criminal Justice, is \$5,100,000 in General Revenue and 5.0 full-time equivalents each fiscal year of the 2016-17 biennium for the purpose of making grants for anti-gang activities.
- 30. Contingency for HB 10 and HB 7: Child Sex Trafficking Prevention Unit.**¹² Contingent on enactment of HB 10, or similar legislation relating to the establishment and operation of a child sex trafficking prevention unit, by the Eighty-fourth Legislature, Regular Session, 2015, and contingent on enactment of HB 7, or similar legislation relating to expanding the allowable use of the General Revenue-Dedicated Sexual Assault Program Account No. 5010 to any state agency for the purpose of preventing sexual assault or improving services for victims of sexual assault, by the Eighty-fourth Legislature, Regular Session, 2015, funds appropriated above to the Trusteed Programs Within the Office of the Governor include \$2,000,000 from General Revenue - Dedicated Sexual Assault Program Account No. 5010 in Strategy B.1.1, Criminal Justice, in fiscal year 2016 to implement the provisions of the legislation.

Any unexpended balances of these funds remaining as of August 31, 2016 are appropriated to the Trusteed Programs Within the Office of the Governor for the fiscal year beginning September 1, 2016, for the same purpose.

TRUSTEED PROGRAMS WITHIN THE OFFICE OF THE GOVERNOR
(Continued)

- 31. Texas Military Preparedness Grant Program.** Out of amounts appropriated above in Strategy C.1.5. Military Preparedness, the Trusteed Programs Within the Office of the Governor is appropriated \$15,000,000 in each fiscal year of the 2016-17 biennium in General Revenue for grants to military defense impacted communities. Pursuant to Chapter 436, subchapter E of the Texas Government Code the Texas Military Preparedness Commission shall administer these grants.
- 32. Contingency for Behavioral Health Funds.** Notwithstanding appropriation authority granted above, the Comptroller of Public Accounts shall not allow the expenditure of General Revenue-Related behavioral health funds for the Trusteed Programs Within the Office of the Governor in Strategy B.1.1, Criminal Justice in fiscal year 2017, as identified in Art. IX, Sec. 10.04, Statewide Behavioral Health Strategic Plan and Coordinated Expenditures, if the Legislative Budget Board provides notification to the Comptroller of Public Accounts that the agency's planned expenditure of those funds in fiscal year 2017 does not satisfy the requirements of Art. IX, Sec. 10.04, Statewide Behavioral Health Strategic Plan and Coordinated Expenditures.

¹ HB 1812, 84th Legislature, Regular Session, did not pass, resulting in a decrease of \$1,000,000 out of General Revenue funds each fiscal year of the biennium.

² Incorporates Article IX, §18.24, of this Act, due to enactment of HB 1446, 84th Legislature, Regular Session, relating to the establishment of a program for victims of child sex trafficking, resulting in increases of \$1,260,000 out of General Revenue funds each fiscal year of the biennium.

³ Incorporates Article IX, §18.33, of this Act, due to enactment of HB 10, 84th Legislature, Regular Session, relating to the establishment of a Child Sex Trafficking Prevention Unit, resulting in increases of \$577,650 in FY 2016 and \$570,650 in FY 2017 out of General Revenue funds and increases of 11.0 FTEs in FY 2016 and 11.0 FTEs in FY 2017.

⁴ Incorporates HB 6, §15, 84th Legislature, Regular Session, to exempt the Truancy Prevention and Diversion Fund from consolidation into the General Revenue Fund resulting in appropriation reductions from General Revenue of \$2,300,000 in each year of the 2016-17 biennium appropriated in Strategy B.1.1, Criminal Justice, being replaced by an equal amount of General Revenue – Dedicated Truancy Prevention and Diversion Account No. 5164 as authorized by Article IX, §6.17 of this Act.

⁵ HB 26, HB 7, and SB 632 relating to the disposition of the Emerging Technology Fund and the creation of the Governor's University Research Initiative, were enacted resulting in a decrease of \$85,000,000 in General Revenue – Dedicated Emerging Technology Account No. 5124, offset by an increase of \$45,000,000 in General Revenue – Dedicated Texas Enterprise Fund Account No. 5107 and an increase of \$40,000,000 in General Revenue – Dedicated Governor's University Research Initiative Account No. 5161.

⁶ Article IX, §18.02 of the Act, increases the salary of the Executive Director – OSFR from \$137,891 to \$141,338.

⁷ Incorporates Article IX, §18.73, of this Act, due to enactment of SB 158, 84th Legislature, Regular Session, relating to defining a policy of implementing body-worn cameras by commissioned law enforcement officers, resulting in a decrease of \$10,000,000 in FY 2016 in Strategy A.1.1, Disaster Funds and an increase of \$10,000,000 in FY 2016 in Strategy B.1.1, Criminal Justice out of General Revenue funds.

⁸ Incorporates Article IX, §18.66, of this Act, relating to the administrative attachment of the Texas Military Preparedness Commission (TMPC) to the Trusteed Programs Within the Office of the Governor, including General Revenue Funds in the amount of \$16,004,743 in FY 2016 and \$15,488,742 in FY 2017 and 2.9 FTEs each fiscal year. Applicable riders and performance measures associated with TMPC remain associated with the Trusteed Programs Within the Office of the Governor.

⁹ Modified to reflect technical correction to identify correct strategy number in Part I(j).

¹⁰ Modified to reflect technical correction to identify method of finance and strategy name.

¹¹ HB 1678, 84th Legislature, Regular Session, passed and continues the Governor's Committee on People with Disabilities until September 1, 2027.

¹² HB 7 and HB 10, 84th Legislature, Regular Session, were enacted.

HISTORICAL COMMISSION

	For the Years Ending	
	August 31, 2016	August 31, 2017
Method of Financing:		
<u>General Revenue Fund</u>		
General Revenue Fund ¹	\$ 22,551,919	\$ 22,027,756
Sporting Goods Sales Tax Account No. 8118	6,412,799	6,412,799
Fees from Historic Sites Account No. 8119	1,182,080	1,182,080
Subtotal, General Revenue Fund	\$ 30,146,798	\$ 29,622,635

HISTORICAL COMMISSION
(Continued)

GR Dedicated - Texas Preservation Trust Fund Account No. 664	265,000	265,000
Federal Funds	1,090,235	1,090,235
<u>Other Funds</u>		
Appropriated Receipts	661,928	661,928
Interagency Contracts	411,258	87,000
License Plate Trust Fund Account No. 0802	2,000	2,000
Bond Proceeds - General Obligation Bonds	UB	UB
Subtotal, Other Funds	<u>\$ 1,075,186</u>	<u>\$ 750,928</u>
Total, Method of Financing	<u>\$ 32,577,219</u>	<u>\$ 31,728,798</u>

This bill pattern represents an estimated 100% of this agency's estimated total available funds for the biennium.

Number of Full-Time-Equivalents (FTE):¹	217.7	217.7
---	-------	-------

Schedule of Exempt Positions:²

Executive Director, Group 4	\$145,954	\$145,954
-----------------------------	-----------	-----------

Items of Appropriation:

A. Goal: HISTORIC PRESERVATION

Preserve the State's Historic Landmarks and Artifacts.

A.1.1. Strategy: ARCHITECTURAL ASSISTANCE¹ Property Rehabilitation/Preservation Technical Assistance.	\$ 1,380,905	\$ 1,380,905
--	--------------	--------------

A.1.2. Strategy: ARCHEOLOGICAL HERITAGE PROTECTION Archeological Protection through Reviews, Outreach & Other Programs.	\$ 1,244,080	\$ 1,244,080
---	--------------	--------------

A.1.3. Strategy: COURTHOUSE PRESERVATION Courthouse Preservation Assistance.	\$ 10,589,516	\$ 10,589,516
--	---------------	---------------

A.1.4. Strategy: HISTORIC SITES Operation and Maintenance of Historic Sites.	\$ 11,600,717	\$ 11,576,554
--	---------------	---------------

A.1.5. Strategy: PRESERVATION TRUST FUND Provide Financial Assistance through the Preservation Trust Fund.	\$ 265,000	\$ 265,000
--	------------	------------

A.2.1. Strategy: DEVELOPMENT ASSISTANCE Technical Assistance for Heritage Development/Economic Revitalization.	\$ 2,421,737	\$ 2,238,640
--	--------------	--------------

A.3.1. Strategy: EVALUATE/INTERPRET RESOURCES Prog for Historic Resource Identification, Evaluation & Interpretation.	<u>\$ 3,345,598</u>	<u>\$ 2,704,437</u>
---	---------------------	---------------------

Total, Goal A: HISTORIC PRESERVATION	<u>\$ 30,847,553</u>	<u>\$ 29,999,132</u>
---	----------------------	----------------------

B. Goal: INDIRECT ADMINISTRATION

B.1.1. Strategy: CENTRAL ADMINISTRATION	\$ 1,729,666	\$ 1,729,666
--	--------------	--------------

Grand Total, HISTORICAL COMMISSION	<u>\$ 32,577,219</u>	<u>\$ 31,728,798</u>
---	----------------------	----------------------

Object-of-Expense Informational Listing:

Salaries and Wages	\$ 11,745,278	\$ 11,745,278
Other Personnel Costs	295,907	295,907
Professional Fees and Services	383,014	241,853
Fuels and Lubricants	149,740	149,740
Consumable Supplies	155,715	155,715
Utilities	436,983	436,983
Travel	273,057	273,057
Rent - Building	136,900	136,900
Rent - Machine and Other	127,894	127,894
Debt Service	756,466	732,305
Other Operating Expense	4,441,072	4,257,973
Grants	11,507,335	11,007,335
Capital Expenditures	<u>2,167,858</u>	<u>2,167,858</u>

Total, Object-of-Expense Informational Listing	<u>\$ 32,577,219</u>	<u>\$ 31,728,798</u>
---	----------------------	----------------------

HISTORICAL COMMISSION
(Continued)

Estimated Allocations for Employee Benefits and Debt Service Appropriations Made Elsewhere in this Act:

<u>Employee Benefits</u>		
Retirement	\$ 759,450	\$ 762,493
Group Insurance	1,660,099	1,799,656
Social Security	624,990	628,115
Benefits Replacement	<u>18,257</u>	<u>16,522</u>
Subtotal, Employee Benefits	<u>\$ 3,062,796</u>	<u>\$ 3,206,786</u>
<u>Debt Service</u>		
TPFA GO Bond Debt Service	\$ 17,107,691	\$ 16,537,678
Lease Payments	<u>6,216</u>	<u>5,809</u>
Subtotal, Debt Service	<u>\$ 17,113,907</u>	<u>\$ 16,543,487</u>
Total, Estimated Allocations for Employee Benefits and Debt Service Appropriations Made Elsewhere in this Act	<u>\$ 20,176,703</u>	<u>\$ 19,750,273</u>

1. **Performance Measure Targets.** The following is a listing of the key performance target levels for the Historical Commission. It is the intent of the Legislature that appropriations made by this Act be utilized in the most efficient and effective manner possible to achieve the intended mission of the Historical Commission. In order to achieve the objectives and service standards established by this Act, the Historical Commission shall make every effort to attain the following designated key performance target levels associated with each item of appropriation.

	<u>2016</u>	<u>2017</u>
A. Goal: HISTORIC PRESERVATION		
Outcome (Results/Impact):		
Number of Properties Designated Annually	2,403	2,403
Number of Individuals Provided Training and Assistance in Historic and Archeological Preservation	41,045	41,095
A.1.1. Strategy: ARCHITECTURAL ASSISTANCE		
Output (Volume):		
Number of Historic Properties Provided Technical Assistance, Monitoring, and Mandated State and/or Federal Architectural Reviews in Order to Encourage Preservation	3,250	3,250
A.1.2. Strategy: ARCHEOLOGICAL HERITAGE PROTECTION		
Output (Volume):		
Number of Construction Projects Reviewed for Archeological Impact	4,500	4,500
A.2.1. Strategy: DEVELOPMENT ASSISTANCE		
Output (Volume):		
Number of Properties and Sites Assisted	950	950
A.3.1. Strategy: EVALUATE/INTERPRET RESOURCES		
Output (Volume):		
Number of Sites, Properties, and Other Historical Resources Evaluated	7,600	7,600

2. **Capital Budget.** None of the funds appropriated above may be expended for capital budget items except as listed below. The amounts shown below shall be expended only for the purposes shown and are not available for expenditure for other purposes.

	<u>2016</u>	<u>2017</u>
a. Repair or Rehabilitation of Buildings and Facilities		
(1) Courthouse Grants - Unexpended Balances (Proposition 4 G.O. Bond Proceeds, 81st Legis.)	\$ UB	\$ UB
(2) Courthouse Grants - Unexpended Balances (Proposition 4 and Proposition 8 G.O. Bond Proceeds, 80th Legis.)	UB	UB
(3) Historic Sites - Unexpended Balances (Proposition 4 and Proposition 8 G.O. Bond Proceeds, 80th Legis.)	UB	UB

HISTORICAL COMMISSION
(Continued)

(4) Courthouse Grants (Proposition 4 G.O. Bond Proceeds, 82nd Legis.)	UB	UB
(5) Courthouse Grants (Proposition 4 G.O. Bond Proceeds, 83rd Legis.)	UB	UB
(6) National Museum of the Pacific War capital projects	1,000,000	1,000,000
(7) Courthouse Grants - 84th Legislature	10,000,000	10,000,000
(8) Historic Sites Deferred Maintenance and Safety Renovations	412,750	412,750
 Total, Repair or Rehabilitation of Buildings and Facilities	 \$ 11,412,750	 \$ 11,412,750
 b. Acquisition of Information Resource Technologies		
(1) Computer Replacement	60,000	60,000
 c. Construction of Buildings and Facilities		
(1) San Felipe de Austin Historic Site	1,000,000	1,000,000
 d. THC Capitol Complex Maintenance		
(1) THC Capitol Complex Maintenance	<u>125,000</u>	<u>125,000</u>
 Total, Capital Budget	 <u>\$ 12,597,750</u>	 <u>\$ 12,597,750</u>
 Method of Financing (Capital Budget):		
<u>General Revenue Fund</u>		
General Revenue Fund	\$ 12,567,750	\$ 12,567,750
Sporting Goods Sales Tax Account No. 8118	30,000	30,000
Subtotal, General Revenue Fund	<u>\$ 12,597,750</u>	<u>\$ 12,597,750</u>
 Bond Proceeds - General Obligation Bonds	 UB	 UB
 Total, Method of Financing	 <u>\$ 12,597,750</u>	 <u>\$ 12,597,750</u>

3. Cost Recovery of Historical Markers. It is the intent of the Legislature that the Historical Commission recover the full costs of historical markers, estimated to be \$362,563 in Appropriated Receipts for each fiscal year of the biennium and included above in Strategy A.3.1, Evaluate/Interpret Resources.

4. Promotional Materials. The Texas Historical Commission is hereby authorized to purchase promotional educational materials for resale or donation purposes during the biennium beginning September 1, 2015. All receipts received from the sale of these materials are hereby appropriated to the Commission for the administration and operation of agency programs.

Any unexpended balances as of August 31, 2016, from the sale of these materials are appropriated for the fiscal year beginning September 1, 2016.

5. Registration of Historic Cemeteries. The Texas Historical Commission is hereby authorized to collect funds for the registration of historic cemeteries. All fees collected pursuant to registration of historic cemeteries (estimated at \$3,800 in Appropriated Receipts in each fiscal year and included above in Strategy A.3.1, Evaluate/Interpret Resources) are appropriated to the Texas Historical Commission for the purpose of administering the Historic Cemetery Program for the biennium beginning September 1, 2015. In addition to amounts identified herein and included above, all receipts collected on or after September 1, 2015, are hereby appropriated for the same purpose.

6. Cultural Diversity Scholarships. Gifts and donations received by the Historical Commission, not to exceed \$5,000 in each fiscal year of the biennium, may be expended for scholarships of up to \$500 per recipient for travel expenses, including meals and lodging, in order to encourage diversity among participants at agency sponsored conferences, seminars, and workshops.

7. Acquisition of Historical Artifacts. The Historical Commission shall use funds appropriated above to develop a plan and process for the purchase and acquisition of documents, records, and/or other historical artifacts relating to Texas history. Prior to the purchase or acquisition of any such items, the Commission shall coordinate with the State Preservation Board and the Texas State Library and Archives Commission. In addition, the Commission shall coordinate the

HISTORICAL COMMISSION

(Continued)

purchase or acquisition of the historical artifacts with institutions involved in historic preservation programs reflective of racial, ethnic, and cultural diversity throughout the state. The Historical Commission must also report on the status of acquisitions to the Governor and the Legislative Budget Board within 30 days after such acquisition.

8. **Historic Sites.** Included in amounts appropriated above in Strategy A.1.4, Historic Sites, is \$1,182,080 each fiscal year of the 2016-17 biennium out of the General Revenue Fund - Fees from Historic Sites Account No. 8119, generated from entrance fees at historic sites established in accordance with Government Code, §442.0051 and deposited to Revenue Object Code 3461 State Park Fees in the General Revenue Fund for maintenance and operations of historic sites managed by the agency.

Any unexpended balances as of August 31, 2016 out of the appropriations made herein are appropriated to the Commission for the fiscal year beginning September 1, 2016.

In the event that actual and/or projected revenue collections are below estimates provided herein, the Legislative Budget Board may direct the Comptroller of Public Accounts to reduce the appropriation authority provided above to be within the amount of revenue expected to be available.

For the biennium beginning September 1, 2015, the Texas Historical Commission is appropriated any additional revenues that are collected by the agency for historic sites managed by the agency and deposited to the credit of General Revenue in excess of the amounts reflected in the Comptroller's Biennial Revenue Estimate for each year of the 2016-17 biennium and certified by a Comptroller's finding of fact (not to exceed \$1 million for the 2016-17 biennium in General Revenue, Revenue Object Code 3461, State Park Fees.)

9. **Appropriation Authority: Debt Service for the National Museum of the Pacific War.** Included in the amounts appropriated above out of the General Revenue Fund for Strategy A.1.4, Historic Sites, the amounts of \$719,837 for fiscal year 2016 and \$696,356 for fiscal year 2017 are to be used solely for lease payments to the Texas Public Finance Authority for debt service payments on the revenue bonds or other revenue obligations issued for the National Museum of the Pacific War.
10. **Unexpended Balances of Bond Proceeds.** Included in amounts appropriated above are unexpended and unobligated balances of General Obligation Bond Proceeds for projects that have been approved under the provisions of Article IX, Sections 19.70 and 19.71 of House Bill 1, Eightieth Legislature, Regular Session, 2007, remaining as of August 31, 2015, (estimated to be \$0) for the repair and renovation of Courthouses and Historic Sites, for the 2016-17 biennium in Strategy A.1.3, Courthouse Preservation, and Strategy A.1.4, Historic Sites; Article IX, Section 17.11 of Senate Bill 1, Eighty-first Legislature, Regular Session, 2009, remaining as of August 31, 2015, (estimated to be \$0), for Courthouse Preservation grants, for the 2016-17 biennium in Strategy A.1.3, Courthouse Preservation; Article IX, Section 18.01 of House Bill 1, Eighty-second Legislature, Regular Session, 2011, remaining as of August 31, 2015, (estimated to be \$0), for Courthouse Preservation grants, for the 2016-17 biennium in Strategy A.1.3, Courthouse Preservation; and Article IX, Section 17.02 of Senate Bill 1, Eighty-third Legislature, Regular Session, 2013, remaining as of August 31, 2015 (estimated to be \$0), for Courthouse Grants, for the 2016-17 biennium in Strategy A.1.3, Courthouse Preservation.

Any unexpended balances in General Obligation Bond Proceeds described herein and remaining as of August 31, 2016, are appropriated for the same purposes for the fiscal year beginning September 1, 2016.

11. **Appropriation Authority: Revenue Bond Debt Service for Historic Sites.** Included in the amounts appropriated above out of the General Revenue Fund for Strategy A.1.4, Historic Sites, the amounts of \$36,629 for fiscal year 2016 and \$35,950 for fiscal year 2017 are to be used solely for lease payments to the Texas Public Finance Authority for debt service payments on the revenue bonds or other revenue obligations issued for Historic Sites.
12. **Texas Holocaust and Genocide Commission.** Included in amounts appropriated above out of the General Revenue Fund in Strategy A.3.1, Evaluate/Interpret Resources, is \$571,763 each fiscal year of the biennium for the Texas Historical Commission to provide support for the Texas Holocaust and Genocide Commission.

HISTORICAL COMMISSION (Continued)

Any unexpended balances of these funds remaining as of August 31, 2016, are appropriated for the fiscal year beginning September 1, 2016 for the same purpose.

- 13. Texas Preservation Trust Fund Account No. 664.** Included in amounts appropriated above in Strategy A.1.5, Preservation Trust Fund, is estimated revenue and interest earnings (not to exceed \$265,000 each fiscal year of the 2016-17 biennium) out of the General Revenue -Dedicated Texas Preservation Trust Fund No. 664 for local preservation grants.

Any unexpended balances of these funds remaining as of August 31, 2016, are appropriated to the Historical Commission for the fiscal year beginning September 1, 2016 for the same purpose.

- 14. Military Sites Program.** Included in amounts appropriated above in Strategy A.3.1, Evaluate/Interpret Resources, is \$22,500 in General Revenue funds in each fiscal year of the 2016-17 biennium for the purpose of continuing and further developing a military sites program and restoring Texas military monuments in and outside the state.

Any unexpended balances of these funds remaining as of August 31, 2016, are hereby appropriated to the Historical Commission for the fiscal year beginning September 1, 2016, for the same purpose.

- 15. Appropriation of License Plate Receipts.** Included in the amounts appropriated above in Strategy A.1.1, Architectural Assistance, is all license plate revenue collected on or after September 1, 2015 (estimated to be \$2,000 each fiscal year of the 2016-17 biennium), from the sale of the El Paso Mission Valley license plates as provided by Transportation Code §504.635 and deposited to the credit of License Plate Trust Fund No. 0802.

Any unexpended balances as of August 31, 2016, out of the appropriations made herein are appropriated to the Historical Commission for the fiscal year beginning September 1, 2016.

- 16. Unexpended Balances: National Museum of the Pacific War.** Included in the amounts appropriated above in Strategy A.1.4, Historic Sites, are unexpended and unobligated balances as of August 31, 2015 (estimated to be \$0) in General Revenue for the biennium beginning September 1, 2015, for renovation and repair at the National Museum of the Pacific War.

Any unexpended balances of these funds remaining as of August 31, 2016 are appropriated to the Historical Commission for the fiscal year beginning September 1, 2016, for the same purpose.

- 17. Unexpended Balances: San Felipe de Austin Historic Site.** Included in the amounts appropriated above in Strategy A.1.4, Historic Sites, are unexpended and unobligated balances as of August 31, 2015 (estimated to be \$0) in General Revenue for the biennium beginning September 1, 2015, for construction projects at the San Felipe de Austin Historic Site.

Any unexpended balances of these funds remaining as of August 31, 2016 are appropriated to the Historical Commission for the fiscal year beginning September 1, 2016, for the same purpose.

- 18. Appropriation Authority: Texas Historic Preservation Tax Credit Review Fees.** Included in the amounts appropriated above is \$97,000 in Appropriated Receipts in Strategy A.1.1, Architectural Assistance, each fiscal year of the 2016-17 biennium from fees collected to review applications for the Texas Historic Preservation Tax Credit. The amounts identified in this rider shall be used to administer the Texas Historic Preservation Tax Credit Program as authorized by Tax Code, Subchapter S.

Any unexpended balances of these funds remaining as of August 31, 2016, are appropriated to the Historical Commission for the fiscal year beginning September 1, 2016, for the same purpose.

- 19. Capital Budget Expenditures from Federal and Other Funding Sources.** The Texas Historical Commission (THC) is exempted from the capital budget rider provisions contained in Article IX of this Act when gifts, grants, interagency funds, inter-local funds, damage and mitigation funds, and federal funds are received in excess of the amounts identified in the agency's capital budget rider and such funds are designated by the donor, grantor, damage/mitigation agreement or settlement, or state/federal agency solely for construction and repairs, land acquisition, or purchase of specific capital items.

HISTORICAL COMMISSION
(Continued)

Additionally, the THC is exempted from the capital budget rider provisions when pass through funds to local entities are received in excess of the amounts identified in the agency's capital budget rider and such funds are designated by the donor, grantor or federal agency solely for the acquisition of land.

Amounts expended from these funding sources shall not count towards the limitation imposed by capital budget provisions elsewhere in this Act. The THC shall annually report to the Legislative Budget Board and the Governor the amount received from these sources and the items to be purchased.

- 20. Texas State Almanac Contract.** Included in the amounts appropriated above in Strategy A.3.1, Evaluate/Interpret Resources, is \$500,000 in General Revenue in fiscal year 2016 to allow the Historical Commission to enter into a contract not-to-exceed \$500,000 with a non-profit organization for the purpose of developing and producing a Texas State Almanac. The Texas State Almanac shall be available to the general public and provide information on the history of Texas, its people, government and politics, economics, natural resources, holidays, culture, education, recreation, the arts, and other related topics.

Any unexpended balances of these funds remaining as of August 31, 2016, are appropriated to the Historical Commission for the fiscal year beginning September 1, 2016, for the same purpose.

¹ Incorporates Article IX, §18.50, of this Act, due to enactment of HB 3230, 84th Legislature, Regular Session, relating to the determination of eligible costs and expenses for purposes of the franchise tax credit for the rehabilitation of historic structures, resulting in an increase of \$161,950 out of General Revenue and 2.0 FTEs each fiscal year of the biennium.

² Article IX, §18.02 of this Act, increases the salary of the Executive Director from \$142,394 to \$145,954.

DEPARTMENT OF INFORMATION RESOURCES

	For the Years Ending	
	August 31, 2016	August 31, 2017
Method of Financing:		
<u>Other Funds</u>		
DIR Clearing Fund Account - AR	\$ 13,955,944	\$ 13,941,319
Telecommunications Revolving Account - AR	33,853,113	40,008,573
Telecommunications Revolving Account - IAC	65,331,361	65,567,296
Statewide Technology Account - IAC ¹	245,045,131	251,344,615
Statewide Technology Account - Appropriated Receipts	2,472,971	2,559,730
Subtotal, Other Funds	<u>\$ 360,658,520</u>	<u>\$ 373,421,533</u>
Total, Method of Financing	<u>\$ 360,658,520</u>	<u>\$ 373,421,533</u>
This bill pattern represents an estimated 100% of this agency's estimated total available funds for the biennium.		
Number of Full-Time-Equivalents (FTE):	198.0	198.0
Schedule of Exempt Positions:		
Executive Director, Group 6 ²	\$184,792	\$184,792
Items of Appropriation:		
A. Goal: PROMOTE EFFIC. IR POLICIES/SYSTEMS		
Promote Statewide IR Policies & Innovative, Productive, & Eff Info Sys.		
A.1.1. Strategy: STATEWIDE PLANNING	\$ 320,098	\$ 320,098
Produce Statewide IR Strategic Plan/Conduct Collaborative Workshops.		
A.1.2. Strategy: RULE AND GUIDELINE DEVELOPMENT	\$ 320,098	\$ 320,098
Develop Rules & Guidelines to Establish Statewide Technology Standards.		

DEPARTMENT OF INFORMATION RESOURCES
(Continued)

A.1.3. Strategy: STATEWIDE SECURITY Plan Statewide Security for IR Assets.	\$ 355,170	\$ 355,170
Total, Goal A: PROMOTE EFFIC. IR POLICIES/SYSTEMS	\$ 995,366	\$ 995,366
B. Goal: COST EFFECTIVE DELIVERY OF IT Manage the Cost Effective Delivery of IT Commodities & Services.		
B.1.1. Strategy: CONTRACT ADMIN OF IT COMM & SVCS Manage Procurement Infrastructure for IT Commodities and Services.	\$ 4,887,974	\$ 4,810,770
B.2.1. Strategy: DATA CENTER SERVICES ¹	\$ 246,132,773	\$ 252,509,232
B.2.2. Strategy: TEXAS.GOV	\$ 516,963	\$ 566,963
B.3.1. Strategy: STATEWIDE CYBER SECURITY SERVICES Enhance State Cyber Security Efforts to Protect Information Assets.	\$ 5,774,504	\$ 5,774,504
Total, Goal B: COST EFFECTIVE DELIVERY OF IT	\$ 257,312,214	\$ 263,661,469
C. Goal: TELECOMMUNICATIONS		
C.1.1. Strategy: CAPITOL COMPLEX TELEPHONE Maintain and Increase the Capabilities of the CCTS.	\$ 3,808,093	\$ 4,157,086
C.2.1. Strategy: NETWORK SERVICES Maintain Legacy TEX-AN and Provide Enhanced TEX-AN Network Services.	\$ 91,606,328	\$ 97,624,502
C.2.2. Strategy: NETWORK & TELECOM SECURITY SERVICES Provide Network and Telecommunications Security Services.	\$ 339,718	\$ 339,718
Total, Goal C: TELECOMMUNICATIONS	\$ 95,754,139	\$ 102,121,306
D. Goal: INDIRECT ADMINISTRATION		
D.1.1. Strategy: CENTRAL ADMINISTRATION	\$ 2,527,956	\$ 2,527,956
D.1.2. Strategy: INFORMATION RESOURCES	\$ 3,128,939	\$ 3,175,530
D.1.3. Strategy: OTHER SUPPORT SERVICES	\$ 939,906	\$ 939,906
Total, Goal D: INDIRECT ADMINISTRATION	\$ 6,596,801	\$ 6,643,392
Grand Total, DEPARTMENT OF INFORMATION RESOURCES	\$ 360,658,520	\$ 373,421,533
Object-of-Expense Informational Listing:		
Salaries and Wages	\$ 15,972,451	\$ 15,972,451
Other Personnel Costs	398,541	398,476
Professional Fees and Services	257,186,940	263,549,718
Fuels and Lubricants	5,000	5,000
Consumable Supplies	52,000	52,000
Utilities	100,000	100,000
Travel	72,800	72,800
Rent - Building	17,323	17,323
Rent - Machine and Other	102,820	102,820
Other Operating Expense	86,480,645	92,775,945
Capital Expenditures	270,000	375,000
Total, Object-of-Expense Informational Listing	\$ 360,658,520	\$ 373,421,533
Estimated Allocations for Employee Benefits and Debt Service Appropriations Made Elsewhere in this Act:		
<u>Employee Benefits</u>		
Retirement	\$ 1,362,157	\$ 1,367,613
Group Insurance	2,169,174	2,366,721
Social Security	1,101,287	1,106,794
Benefits Replacement	39,423	35,677
Subtotal, Employee Benefits	\$ 4,672,041	\$ 4,876,805

DEPARTMENT OF INFORMATION RESOURCES
(Continued)

<u>Debt Service</u>		
Lease Payments	\$ 36,120	\$ 35,298
Total, Estimated Allocations for Employee Benefits and Debt Service Appropriations Made Elsewhere in this Act	\$ 4,708,161	\$ 4,912,103

1. Performance Measure Targets. The following is a listing of the key performance target levels for the Department of Information Resources. It is the intent of the Legislature that appropriations made by this Act be utilized in the most efficient and effective manner possible to achieve the intended mission of the Department of Information Resources. In order to achieve the objectives and service standards established by this Act, the Department of Information Resources shall make every effort to attain the following designated key performance target levels associated with each item of appropriation.

	<u>2016</u>	<u>2017</u>
A. Goal: PROMOTE EFFIC. IR POLICIES/SYSTEMS		
A.1.2. Strategy: RULE AND GUIDELINE DEVELOPMENT		
Efficiencies:		
Average Cost Per Rule, Guideline, and Standard Reviewed and Produced	2,000	2,000
B. Goal: COST EFFECTIVE DELIVERY OF IT		
Outcome (Results/Impact):		
Percent of Monthly Minimum Service Level Targets Achieved for Data Center Services	95%	95%
Percentage of Customers Satisfied with Data Center Services Contract Management	90%	90%
B.1.1. Strategy: CONTRACT ADMIN OF IT COMM & SVCS		
Output (Volume):		
Total Contract Savings and Cost Avoidance Provided Through DIR Contracts	280,000,000	280,000,000
B.3.1. Strategy: STATEWIDE CYBER SECURITY SERVICES		
Output (Volume):		
Number of State Agency Security Assessments Performed	15	15
Number of State Agencies that Participate in DIR Provided Security Training Offerings	150	150
C. Goal: TELECOMMUNICATIONS		
Outcome (Results/Impact):		
Percent of Customers Satisfied with CCTS	99%	99%
Percent of Customers Satisfied with TEX-AN	96%	96%
C.2.1. Strategy: NETWORK SERVICES		
Efficiencies:		
Average Price Per Intrastate Minute on TEX-AN	0.02	0.02
Average Price Per Toll-Free Minute on TEX-AN	0.02	0.02

2. Capital Budget. None of the funds appropriated above may be expended for capital budget items except as listed below. The amounts shown below shall be expended only for the purposes shown and are not available for expenditure for other purposes.

	<u>2016</u>	<u>2017</u>
a. Acquisition of Information Resource Technologies		
(1) Daily Operations	\$ 227,000	\$ 147,000
(2) Technology Sourcing Automation	493,000	390,000
(3) Personal Computer Purchases	<u>\$ 160,000</u>	<u>\$ 275,000</u>
Total, Acquisition of Information Resource Technologies	<u>\$ 880,000</u>	<u>\$ 812,000</u>
b. Data Center Consolidation		
(1) Data Center Consolidation	\$ 1,000,705	\$ 1,020,024
Total, Capital Budget	<u>\$ 1,880,705</u>	<u>\$ 1,832,024</u>

DEPARTMENT OF INFORMATION RESOURCES
(Continued)

Method of Financing (Capital Budget):

<u>Other Funds</u>		
DIR Clearing Fund Account - AR	\$ 1,059,815	\$ 975,191
Telecommunications Revolving Account - AR	375,221	392,925
Telecommunications Revolving Account - IAC	238,310	246,765
Statewide Technology Account - IAC	207,359	217,143
Subtotal, Other Funds	<u>\$ 1,880,705</u>	<u>\$ 1,832,024</u>
 Total, Method of Financing	 <u>\$ 1,880,705</u>	 <u>\$ 1,832,024</u>

3. DIR Clearing Fund Account. The Comptroller shall establish in the state treasury the Department of Information Resources Clearing Fund Account for the administration of cost recovery activities pursuant to authority granted under Chapters 771, 791, and 2157, Government Code. The account shall be used:

- a. As a depository for funds received as payments from state agencies, units of local government, and/or vendors for goods and services provided;
- b. As a source of funds for the department to purchase, lease, or acquire in any other manner services, supplies, software products, and equipment necessary for carrying out the department's duties relating to services provided to state agencies and units of local government for which the department receives payment from state agencies and local governmental units; and
- c. To pay salaries, wages, and other costs directly attributable to the services provided to state agencies and units of local government for which the department receives payment from those agencies and governmental units. However, the maximum amount for all administrative costs to be applied to state agency receipts and local government receipts shall not exceed 2.0 percent per receipt.

Included in the amounts appropriated above in Strategies A.1.1, Statewide Planning; A.1.2, Rule and Guideline Development; A.1.3, Statewide Security; B.1.1, Contract Administration of IT Commodities and Services; B.2.2, Texas.gov; B.3.1, Statewide Cyber Security Services; D.1.1, Central Administration; D.1.2, Information Resources; and D.1.3, Other Support Services are all balances not previously encumbered as of August 31, 2015 (estimated to be \$793,730), and revenues accruing during the 2016-17 biennium estimated to be \$13,162,214 in fiscal year 2016 and \$13,941,319 in fiscal year 2017 in revenue collected on or after September 1, 2015 appropriated from the sale of information technology commodity items out of Appropriated Receipts to the Department of Information Resources Clearing Fund Account.

Any unexpended and unobligated balances as of August 31, 2016, out of appropriations made herein are appropriated for the same purposes to the Department of Information Resources for the fiscal year beginning September 1, 2016.

The Department of Information Resources may not expend funds appropriated to the Department that exceed the total in Appropriated Receipts identified above for each fiscal year of the 2016-17 biennium without prior written approval from the Legislative Budget Board. The Department requesting the approval of the Legislative Budget Board shall submit in a timely manner the request along with adequate information for evaluating the request. Any additional information requested by the Legislative Budget Board must be submitted promptly and in a manner prescribed by the Legislative Budget Board. The request shall be considered to be approved unless the Legislative Budget Board issues a written disapproval within 30 business days after the date the Legislative Budget Board staff concludes its review of the request and forwards the review to the Chair of the House Appropriations Committee, Chair of the Senate Finance Committee, Speaker of the House, and Lieutenant Governor. Any requests for additional information made by the Legislative Budget Board interrupt the counting of the 30 business days.

As part of its Annual Financial Report showing the use of appropriated funds, the Department of Information Resources shall include information showing the costs avoided and/or savings obtained through its cooperative activities and a list of the agencies or units of local government for which the Clearing Fund Account was used.

DEPARTMENT OF INFORMATION RESOURCES
(Continued)

4. **Capital Purchases on Behalf of Other Government Entities.** Any capital items related to information resources and telecommunications technologies purchased by the Department of Information Resources for use by other state agencies and governmental entities for which the department directly bills state agencies and governmental entities and is reimbursed do not apply to the department for the purpose of the capital budget rider limitations specified in Article IX, Limitation on Expenditures - Capital Budget, of the General Provisions of this Act.

Capital purchases made by the department for the department's internal use are subject to capital budget rider limitations in Article IX, Limitations on Expenditures - Capital Budget, of the General Provisions of this Act.

5. **Cash Flow Contingency.** Contingent upon receipt of reimbursements from state agencies, other governmental entities, and vendors for direct services provided and procurements of goods or services, the Department of Information Resources may temporarily utilize additional general revenue funds in an amount not to exceed 10 percent of projected revenue from telecommunications services provided under Government Code, Chapter 2170, and revenue from the operation and management of Statewide Technology Centers under Government Code, Chapter 2054, Subchapter L or \$4.0 million, whichever is greater. These funds shall be utilized only for the purpose of temporary cash flow needs. The transfer and reimbursement of funds shall be made under procedures established by the Comptroller of Public Accounts to ensure all borrowed funds are reimbursed to the Treasury on or before August 31, 2017.

6. **Texas.gov Project.** The Department of Information Resources shall provide the Legislative Budget Board monthly financial reports and expenditures on the Texas.gov project within 60 days of the close of each month.

7. **Telecommunications and Statewide Technology Centers Capital Budget Purchases.** Notwithstanding Article IX, §14.03, Limitations on Expenditures - Capital Budget, of this Act, the Department of Information Resources is hereby authorized to expend funds out of the Telecommunications Revolving Account and Statewide Technology Account to acquire equipment, software, and maintenance that may be necessary to facilitate cost savings or technical advancements associated with the Capitol Complex Telephone System (CCTS), TEX-AN Statewide Telecommunications System, or Statewide Technology Centers. The Department of Information Resources shall notify the Legislative Budget Board and the Governor 45 days prior to such acquisition.

8. **Telecommunications Revolving Account.** Included in amounts appropriated above in Strategies C.1.1, Capitol Complex Telephone; C.2.1, Network Services; C.2.2, Network and Telecommunications Security Services; D.1.1, Central Administration; D.1.2, Information Resources; and D.1.3, Other Support Services, are all balances not previously encumbered as of August 31, 2015, (estimated to be \$1,232,993) and revenues accruing during the 2016-17 biennium estimated to be \$97,951,481 in fiscal year 2016 and \$105,575,869 in fiscal year 2017 in revenue collected on or after September 1, 2015 appropriated from telecommunications services as provided by Government Code, Chapter 2170 out of Appropriated Receipts and Interagency Contracts to the Telecommunications Revolving Account.

Any unexpended and unobligated balances remaining as of August 31, 2016 in the appropriation made herein are appropriated for the fiscal year beginning September 1, 2016 for the same purposes.

The Department of Information Resources may not expend funds appropriated to the Department that exceed the total in Appropriated Receipts and Interagency Contracts identified above for each fiscal year of the 2016-17 biennium without prior written approval from the Legislative Budget Board. The Department requesting the approval of the Legislative Budget Board shall submit in a timely manner the request along with adequate information for evaluating the request. Any additional information requested by the Legislative Budget Board must be submitted promptly and in a manner prescribed by the Legislative Budget Board. The request shall be considered to be approved unless the Legislative Budget Board issues a written disapproval within 30 business days after the date the Legislative Budget Board staff concludes its review of the request and forwards the review to the Chair of the House Appropriations Committee, Chair of the

DEPARTMENT OF INFORMATION RESOURCES
(Continued)

Senate Finance Committee, Speaker of the House, and Lieutenant Governor. Any requests for additional information made by the Legislative Budget Board interrupt the counting of the 30 business days.

9. **Statewide Technology Account.**¹ In accordance with Government Code, §403.011, the Comptroller of Public Accounts shall establish within the state treasury an operational account, called the Statewide Technology Account for all transactions relating to the operation and management of statewide technology centers.

Included in amounts appropriated above in Strategies B.2.1, Data Center Services; D.1.1, Central Administration; D.1.2, Information Resources; and D.1.3, Other Support Services, are all balances not previously encumbered as of August 31, 2015 (estimated to be \$637,271), and revenues accruing during the 2016-17 biennium estimated to be \$246,880,831 in fiscal year 2016 and \$253,904,345 in fiscal year 2017 in revenue collected on or after September 1, 2015 appropriated from the operation and management of Statewide Technology Centers as provided by Government Code, Chapter 2054, Subchapter L out of Interagency Contracts and Appropriated Receipts to the Statewide Technology Account.

The Department of Information Resources may not expend funds appropriated to the Department that exceed the total in Appropriated Receipts and Interagency Contracts identified above for each fiscal year of the 2016-17 biennium without prior written approval from the Legislative Budget Board. The Department requesting the approval of the Legislative Budget Board shall submit in a timely manner the request along with adequate information for evaluating the request. Any additional information requested by the Legislative Budget Board must be submitted promptly and in a manner prescribed by the Legislative Budget Board. The request shall be considered to be approved unless the Legislative Budget Board issues a written disapproval within 30 business days after the date the Legislative Budget Board staff concludes its review of the request and forwards the review to the Chair of the House Appropriations Committee, Chair of the Senate Finance Committee, Speaker of the House, and Lieutenant Governor. Any requests for additional information made by the Legislative Budget Board interrupt the counting of the 30 business days.

In addition, amounts remaining in the account as of August 31, 2016 are appropriated for the same purpose for the fiscal year beginning September 1, 2016.

The Department of Information Resources shall report all administrative costs collected and the administrative cost percentage charged to each state agency and other users of statewide technology centers as defined in Government Code, §2054.380 to the Governor and Legislative Budget Board no later than April 1 for the first six month period of the fiscal year and by October 1 for the second six month period of the fiscal year. By the same deadlines, the Department of Information Resources shall submit the proposed administrative costs collected and the proposed administrative cost percentage for the next six month period. The Legislative Budget Board and Governor's Office shall consider the incremental change to administrative percentages submitted. Without the written approval of the Governor and the Legislative Budget Board, the Department of Information Resources may not expend funds appropriated to the Department if those appropriated funds are associated with an increase to the administrative cost percentage charged to users of the statewide technology centers and deposited to the Statewide Technology Account. In addition, by September 15 of each even-numbered fiscal year the Department shall submit a report to the Legislative Budget Board detailing expended, budgeted and projected costs for data center services by participating agency. The report shall be in a format prescribed by the Legislative Budget Board.

10. **Data Center Efficiencies.** It is the intent of the Legislature that out of funds appropriated above for Strategy B.2.1, Data Center Services, the Department of Information Resources shall utilize energy efficient multi-core servers wherever possible.
11. **Reporting Requirements for Cost Recovery Activities.** Out of funds appropriated above, the Department of Information Resources (DIR) shall submit a report detailing all revenues and expenditures out of the DIR Clearing Fund Account, Telecommunications Revolving Account, and the Statewide Technology Account, respectively; estimated unexpended and unobligated balances remaining at the end of each fiscal year out of these accounts; and any expenditures that would exceed the amounts appropriated in DIR's bill pattern out of these accounts. The report shall include the fee rates charged for each service provided by DIR, the total fees charged to each

DEPARTMENT OF INFORMATION RESOURCES
(Continued)

state agency and other users of DIR's cooperative contracts, telecommunications, and data center services, and the methodology DIR used to evaluate and set the respective fees.

The report shall be submitted to the Governor, Comptroller, and the Legislative Budget Board no later than December 1 each fiscal year.

¹ Rider 9, Statewide Technology Account, appropriates all revenues from the operation and management of data center services, resulting in increases of \$15,977,026 in FY 2016 and \$17,423,399 in FY 2017 out of the Statewide Technology Account – IAC to adjust for appropriations to certain agencies for data center services made elsewhere in this Act.

² Article IX, §18.02, of this Act, increases the salary of the Executive Director from \$180,285 to \$184,792.

LIBRARY & ARCHIVES COMMISSION

	For the Years Ending	
	August 31, 2016	August 31, 2017
Method of Financing:		
General Revenue Fund ¹	\$ 15,728,509	\$ 15,728,507
<u>Federal Funds</u>		
Federal Public Library Service Fund No. 118	10,370,817	9,666,985
Federal Funds	20,000	20,000
Subtotal, Federal Funds	<u>\$ 10,390,817</u>	<u>\$ 9,686,985</u>
<u>Other Funds</u>		
Appropriated Receipts	3,583,468	3,276,556
Interagency Contracts	3,079,260	2,678,438
License Plate Trust Fund Account No. 0802	5,000	5,000
Subtotal, Other Funds	<u>\$ 6,667,728</u>	<u>\$ 5,959,994</u>
Total, Method of Financing	<u>\$ 32,787,054</u>	<u>\$ 31,375,486</u>
 This bill pattern represents an estimated 100% of this agency's estimated total available funds for the biennium.		
Number of Full-Time-Equivalents (FTE):¹	168.5	168.5
Schedule of Exempt Positions:		
Director-Librarian, Group 3 ²	\$143,500	\$143,500
 Items of Appropriation:		
A. Goal: DELIVERY OF SERVICES		
Improve the Availability of Library and Information Services.		
A.1.1. Strategy: LIBRARY RESOURCE SHARING SERVICES	\$ 18,834,195	\$ 18,608,968
Share Library Resources Among Libraries Statewide.		
A.1.2. Strategy: AID TO LOCAL LIBRARIES	\$ 2,471,097	\$ 2,477,062
Aid in the Development of Local Libraries.		
A.2.1. Strategy: DISABLED SERVICES	\$ 3,575,876	\$ 2,489,534
Provide Direct Library Services by Mail to Texans with Disabilities.		
Total, Goal A: DELIVERY OF SERVICES	<u>\$ 24,881,168</u>	<u>\$ 23,575,564</u>
 B. Goal: PUBLIC ACCESS TO GOV'T INFORMATION		
Public Access to Government Information.		
B.1.1. Strategy: PROVIDE ACCESS TO INFO & ARCHIVES	\$ 3,142,943	\$ 3,143,511
Provide Access to Information and Archives.		

LIBRARY & ARCHIVES COMMISSION
(Continued)

C. Goal: MANAGE STATE/LOCAL RECORDS

Cost-effective State/Local Records Management.

C.1.1. Strategy: MANAGE STATE/LOCAL RECORDS	\$ 1,981,158	\$ 1,870,567
Records Management Services for State/Local Government Officials.		

D. Goal: INDIRECT ADMINISTRATION

D.1.1. Strategy: INDIRECT ADMINISTRATION¹	\$ 2,781,785	\$ 2,785,844
---	--------------	--------------

Grand Total, LIBRARY & ARCHIVES COMMISSION	<u>\$ 32,787,054</u>	<u>\$ 31,375,486</u>
---	----------------------	----------------------

Object-of-Expense Informational Listing:

Salaries and Wages	\$ 7,443,058	\$ 7,549,104
Other Personnel Costs	314,300	319,167
Professional Fees and Services	1,601,134	1,399,858
Fuels and Lubricants	11,875	13,875
Consumable Supplies	209,750	216,750
Utilities	263,920	273,670
Travel	126,500	127,500
Rent - Building	23,380	23,880
Rent - Machine and Other	42,600	38,063
Other Operating Expense	18,755,376	18,008,477
Grants	2,500,000	2,500,000
Capital Expenditures	<u>1,495,161</u>	<u>905,142</u>

Total, Object-of-Expense Informational Listing	<u>\$ 32,787,054</u>	<u>\$ 31,375,486</u>
---	----------------------	----------------------

Estimated Allocations for Employee Benefits and Debt Service Appropriations Made Elsewhere in this Act:

Employee Benefits

Retirement	\$ 568,884	\$ 571,162
Group Insurance	1,737,087	1,900,901
Social Security	479,004	481,399
Benefits Replacement	<u>24,390</u>	<u>22,073</u>

Subtotal, Employee Benefits	<u>\$ 2,809,365</u>	<u>\$ 2,975,535</u>
-----------------------------	---------------------	---------------------

Debt Service

Lease Payments	<u>\$ 145</u>	<u>\$ 0</u>
----------------	---------------	-------------

Total, Estimated Allocations for Employee Benefits and Debt Service Appropriations Made Elsewhere in this Act	<u>\$ 2,809,510</u>	<u>\$ 2,975,535</u>
--	---------------------	---------------------

1. **Performance Measure Targets.** The following is a listing of the key performance target levels for the Library & Archives Commission. It is the intent of the Legislature that appropriations made by this Act be utilized in the most efficient and effective manner possible to achieve the intended mission of the Library & Archives Commission. In order to achieve the objectives and service standards established by this Act, the Library & Archives Commission shall make every effort to attain the following designated key performance target levels associated with each item of appropriation.

	<u>2016</u>	<u>2017</u>
A. Goal: DELIVERY OF SERVICES		
Outcome (Results/Impact):		
Percent of Eligible Population Registered for Talking Book Program Services	4.8%	4.9%
A.1.1. Strategy: LIBRARY RESOURCE SHARING SERVICES		
Explanatory:		
Number of Resources Provided to Persons Through Shared Services	108,000,000	113,000,000
A.1.2. Strategy: AID TO LOCAL LIBRARIES		
Output (Volume):		
Number of Library Project-sponsored Services Provided to Persons	640,000	640,000
A.2.1. Strategy: DISABLED SERVICES		
Output (Volume):		
Number of Persons Served	15,750	15,875

LIBRARY & ARCHIVES COMMISSION
(Continued)

B. Goal: PUBLIC ACCESS TO GOV'T INFORMATION

Outcome (Results/Impact):

Percent of Customers Satisfied with State Library Reference and Information Services	98%	98%
---	-----	-----

B.1.1. Strategy: PROVIDE ACCESS TO INFO & ARCHIVES

Output (Volume):

Number of Assists with Information Resources	7,000,000	7,200,000
--	-----------	-----------

2. **Capital Budget.**¹ None of the funds appropriated above may be expended for capital budget items except as listed below. The amounts shown below shall be expended only for the purposes shown and are not available for expenditure for other purposes.

	2016	2017
a. Repair or Rehabilitation of Buildings and Facilities		
(1) Sam Houston Regional Library and Research Center - Safety & Security Repairs and Improvements	\$ 500,000	\$ 500,000
b. Acquisition of Information Resource Technologies		
(1) Acquisition of New or Replacement Computer Resources for Desktop Workstations and Network Equipment	165,000	100,000
(2) Electronic Records Archive	170,500	170,500
(3) Governor's Electronic Records	UB	UB
(4) Talking Book Program Automation	1,008,161	125,000
Total, Acquisition of Information Resource Technologies	\$ 1,343,661	\$ 395,500
c. Acquisition of Capital Equipment and Items		
(1) Library Collection Materials and Public Access Information Resources	14,084,341	14,246,911
d. Data Center Consolidation		
(1) Data Center Consolidation	490,151	556,914
e. Centralized Accounting and Payroll/Personnel System (CAPPS)		
(1) CAPPS Implementation	50,600	50,600
Total, Capital Budget	\$ 16,468,753	\$ 15,749,925
Method of Financing (Capital Budget):		
General Revenue Fund	\$ 8,740,802	\$ 8,773,363
Federal Public Library Service Fund No. 118	3,960,036	3,056,717
<u>Other Funds</u>		
Appropriated Receipts	2,351,264	2,903,016
Interagency Contracts	1,416,651	1,016,829
Subtotal, Other Funds	\$ 3,767,915	\$ 3,919,845
Total, Method of Financing	\$ 16,468,753	\$ 15,749,925

3. **Appropriation of Receipts and Unexpended Balances: Imaging and Storage Fees.**³ Included in the amounts appropriated above in Strategy C.1.1, Manage State/Local Records, and Strategy D.1.1, Indirect Administration, are unexpended and unobligated balances as of August 31, 2015 in Appropriated Receipts (estimated to be \$10,000) and Interagency Contracts (estimated to be \$100,000), and revenues accruing during the 2016-17 biennium estimated to be \$1,515,427 in Interagency Contracts and \$160,000 in Appropriated Receipts in fiscal year 2016 and \$1,615,427 in Interagency Contracts and \$61,000 in Appropriated Receipts in fiscal year 2017 from cost recovery of imaging state and local government records, and for the storage of state and local records, as authorized by Government Code §441.168 and §441.182.

LIBRARY & ARCHIVES COMMISSION

(Continued)

Any unexpended balances remaining as of August 31, 2016, out of the appropriations made herein are appropriated to the Library and Archives Commission for the fiscal year beginning September 1, 2016, for the same purpose.

4. **Report of Reports.** By January 1, 2017, the Texas State Library and Archives Commission, with the assistance of all agencies, shall prepare a complete and detailed written report indexing all statutorily required reports prepared by and submitted to a state agency as defined by Government Code, §441.180(9) and providing detail about the preparing agency, title of report, legal authority, due date, recipient, and a brief description. The report shall provide indexes by (1) preparing agency, (2) title of report, and (3) report recipient, and the detail section shall be arranged by preparing agency. This report shall include an assessment from each receiving agency for each statutorily required report affirming or denying its continued usefulness to that agency. This report shall be provided to the Governor and the Legislative Budget Board and be made available to the public.
5. **Appropriation of Receipts and Unexpended Balances of TexShare Membership Fees and Reimbursements.**³ Included in the amounts appropriated above in Strategy A.1.1, Library Resource Sharing Services, are unexpended and unobligated balances as of August 31, 2015 in Appropriated Receipts (estimated to be \$510,714) and in Interagency Contracts (estimated to be \$628,601) for the biennium beginning September 1, 2015, and revenues accruing during the 2016-17 biennium estimated to be \$2,494,431 in Appropriated Receipts and \$809,326 in Interagency Contracts in fiscal year 2016, and \$3,010,740 in Appropriated Receipts and \$1,037,105 in Interagency Contracts for fiscal year 2017 for amounts collected from TexShare and TexQuest members as authorized by Government Code §441.224 for costs associated with the TexShare Library Resource Sharing consortium.

Any unexpended balances remaining as of August 31, 2016, out of the appropriations made herein are appropriated to the Library and Archives Commission for the fiscal year beginning September 1, 2016, for the same purpose.

6. **Texas Reads License Plates: Appropriation of License Plate Unexpended Balances and Receipts.** Included in the amounts appropriated above in Strategy A.1.2, Aid to Local Libraries, is all license plate revenue collected on or after September 1, 2015 (estimated to be \$5,000 each fiscal year of the 2016-17 biennium), from the sale of the Texas Reads license plates as provided by Transportation Code, §504.616 and deposited to the credit of the License Plate Trust Fund No. 0802.

Any unexpended balances remaining as of August 31, 2016, out of the appropriations made herein are appropriated to the Library and Archives Commission for the fiscal year beginning September 1, 2016, for the same purpose.

7. **Unexpended Balances of Sam Houston Regional Library and Research Center - Safety & Security Repairs and Improvements.** Included in the amounts appropriated above in Strategy B.1.1, Provide Access to Information and Archives, are unexpended and unobligated balances as of August 31, 2015 in appropriations made to the Texas State Library and Archives Commission (estimated to be \$0 in General Revenue), and \$500,000 in General Revenue in fiscal year 2016 and \$500,000 in General Revenue in fiscal year 2017, for Safety & Security Repairs and Improvements at the Sam Houston Regional Library and Research Center.

Any unexpended balances remaining as of August 31, 2016, out of the appropriations made herein are appropriated to the Library and Archives Commission for the fiscal year beginning September 1, 2016, for the same purpose.

8. **Electronic Records Archive.** Included in the amounts appropriated above in Strategy B.1.1, Provide Access to Info & Archives, is \$297,321 in General Revenue in fiscal year 2016 and \$297,320 in General Revenue in fiscal year 2017, and in Strategy D.1.1, Indirect Administration, \$55,976 in General Revenue in each fiscal year of the 2016-17 biennium, for the creation of a digital archival storage system to digitally store records of state agencies.

Also included above in the "Number of Full Time Equivalent (FTE)" in the bill pattern of the Library and Archives Commission is 3.0 FTEs in each fiscal year of the 2016-17 biennium for the same purpose.

LIBRARY & ARCHIVES COMMISSION

(Continued)

9. **Unexpended Balances: Talking Book Program Automation.** Included in amounts appropriated above in Strategy A.2.1, Disabled Services, are unexpended balances as of August 31, 2015 (estimated to be \$300,000 in Federal Funds) for the Talking Book Program Automation capital project for the biennium beginning September 1, 2015.
10. **Unexpended Balances: Electronic Records.** Included in amounts appropriated above in Strategy B.1.1, Provide Access to Info & Archives, are unexpended balances as of August 31, 2015 (estimated to be \$0 in General Revenue) for the Governor's Electronic Records capital budget project for the biennium beginning September 1, 2015.
11. **Salary Increases.** Included in the amounts appropriated above in Strategy A.1.1, Library Resources Sharing, Strategy A.1.2, Aid to Local Libraries, Strategy A.2.1, Disabled Services, Strategy B.1.1, Provide Access to Info and Archives, Strategy C.1.1, Manage State/Local Records, and Strategy D.1.1, Indirect Administration, is \$200,000 in General Revenue in each fiscal year of the 2016-17 biennium for salary increases to provide competitive wages for parity with other state agencies and libraries.

¹ Incorporates Article IX, §18.03(b) of this Act, relating to Centralized Accounting and Payroll/Personnel System Deployments, resulting in increases of \$250,000 in FY 2016 and \$250,000 in FY 2017 out of General Revenue Funds and increases of 2.0 FTEs in FY 2016 and 2.0 FTEs in FY 2017. The Capital Budget is adjusted accordingly.

² Article IX, §18.02, of this Act, increases the salary of the Executive Director from \$140,000 to \$143,500.

³ Modified to reflect technical correction to adjust rider references to estimated appropriations to match amounts appropriated in those strategies.

PENSION REVIEW BOARD

	For the Years Ending	
	August 31, 2016	August 31, 2017
Method of Financing:		
General Revenue Fund	\$ 923,658	\$ 923,657
Appropriated Receipts	<u>10,000</u>	<u>10,000</u>
Total, Method of Financing	<u>\$ 933,658</u>	<u>\$ 933,657</u>
This bill pattern represents an estimated 100% of this agency's estimated total available funds for the biennium.		
Number of Full-Time-Equivalents (FTE):	15.0	15.0
Schedule of Exempt Positions:¹		
Executive Director, Group 2	\$112,750	\$112,750
Items of Appropriation:		
A. Goal: SOUND RETIREMENT SYSTEMS		
Provide Info to Help Ensure Actuarially Sound Retirement Systems.		
A.1.1. Strategy: RETIREMENT SYSTEM REVIEWS	\$ 383,502	\$ 383,501
Conduct Reviews of Texas Public Retirement Systems.		
A.2.1. Strategy: TECHNICAL ASSISTANCE AND EDUCATION	<u>\$ 550,156</u>	<u>\$ 550,156</u>
Provide Technical Assistance; Issue Impact Statements; Educate.		
Total, Goal A: SOUND RETIREMENT SYSTEMS	<u>\$ 933,658</u>	<u>\$ 933,657</u>
Grand Total, PENSION REVIEW BOARD	<u>\$ 933,658</u>	<u>\$ 933,657</u>

PENSION REVIEW BOARD
(Continued)

Object-of-Expense Informational Listing:

Salaries and Wages	\$ 829,492	\$ 829,491
Other Personnel Costs	19,600	19,600
Professional Fees and Services	12,500	12,500
Consumable Supplies	3,500	3,500
Travel	26,000	26,000
Rent - Building	1,000	1,000
Rent - Machine and Other	15,000	15,000
Other Operating Expense	<u>26,566</u>	<u>26,566</u>
Total, Object-of-Expense Informational Listing	<u>\$ 933,658</u>	<u>\$ 933,657</u>

Estimated Allocations for Employee Benefits and Debt Service Appropriations Made Elsewhere in this Act:

Employee Benefits

Retirement	\$ 67,429	\$ 67,700
Group Insurance	175,535	192,353
Social Security	<u>54,115</u>	<u>54,386</u>
Subtotal, Employee Benefits	<u>\$ 297,079</u>	<u>\$ 314,439</u>

Total, Estimated Allocations for Employee Benefits and Debt Service Appropriations Made Elsewhere in this Act

<u>\$ 297,079</u>	<u>\$ 314,439</u>
-------------------	-------------------

1. **Performance Measure Targets.** The following is a listing of the key performance target levels for the Pension Review Board. It is the intent of the Legislature that appropriations made by this Act be utilized in the most efficient and effective manner possible to achieve the intended mission of the Pension Review Board. In order to achieve the objectives and service standards established by this Act, the Pension Review Board shall make every effort to attain the following designated key performance target levels associated with each item of appropriation.

	<u>2016</u>	<u>2017</u>
A. Goal: SOUND RETIREMENT SYSTEMS		
Outcome (Results/Impact):		
Percent of Actuarially Funded Defined Benefit Texas Public Retirement Systems That Are Actuarially Sound	98%	98%
Percent of All Constituents Satisfied with PRB Educational Services	98%	98%
A.1.1. Strategy: RETIREMENT SYSTEM REVIEWS		
Output (Volume):		
Number of Reviews Completed	225	225
A.2.1. Strategy: TECHNICAL ASSISTANCE AND EDUCATION		
Output (Volume):		
Number of Technical Assistance Reports Provided by Staff	100	100

¹ Article IX, §18.02, of this Act, increases the salary of the Executive Director from \$110,000 to \$112,750.

PRESERVATION BOARD

	For the Years Ending	
	August 31, <u>2016</u>	August 31, <u>2017</u>
Method of Financing:		
General Revenue Fund ^{1, 2}	\$ 24,032,233	\$ 19,194,444
<u>Other Funds</u>		
Appropriated Receipts ²	17,376	17,376
Interagency Contracts	4,000	4,000
Subtotal, Other Funds	<u>\$ 21,376</u>	<u>\$ 21,376</u>
Total, Method of Financing	<u>\$ 24,053,609</u>	<u>\$ 19,215,820</u>

PRESERVATION BOARD
(Continued)

This bill pattern represents an estimated 52.2% of this agency's estimated total available funds for the biennium.

Number of Full-Time-Equivalents (FTE):²	120.0	120.0
---	-------	-------

Schedule of Exempt Positions:³		
Executive Director, Group 5	\$186,714	\$186,714

Items of Appropriation:

A. Goal: MANAGE CAPITOL AND OTHER BUILDINGS
Manage Capitol and Other Buildings/Grounds and Promote Texas History.

A.1.1. Strategy: PRESERVE BUILDINGS AND CONTENTS	\$ 312,840	\$ 313,863
Preserve State Capitol and Other Designated Buildings and Grounds.		
A.1.2. Strategy: BUILDING MAINTENANCE¹	\$ 13,400,497	\$ 10,441,087
Maintain State Capitol and Other Designated Buildings and Grounds.		
A.1.3. Strategy: STATE CEMETERY²	\$ 1,150,447	\$ 850,447
Manage and Maintain the Texas State Cemetery.		
A.2.1. Strategy: MANAGE EDUCATIONAL PROGRAM	\$ 575,813	\$ 576,164
Manage Educational Program for State Capitol and Visitors Center.		
A.2.2. Strategy: MANAGE STATE HISTORY MUSEUM	\$ 7,200,560	\$ 5,620,706
Manage and Operate the Bob Bullock Texas State History Museum.		
A.3.1. Strategy: MANAGE ENTERPRISES	<u>\$ 58,566</u>	<u>\$ 58,566</u>
Manage Events, Exhibits, Activities & Operate Profitable Enterprises.		

Total, Goal A: MANAGE CAPITOL AND OTHER BUILDINGS	<u>\$ 22,698,723</u>	<u>\$ 17,860,833</u>
--	----------------------	----------------------

B. Goal: INDIRECT ADMINISTRATION

B.1.1. Strategy: INDIRECT ADMINISTRATION	\$ 1,354,886	\$ 1,354,987
---	--------------	--------------

Grand Total, PRESERVATION BOARD	<u>\$ 24,053,609</u>	<u>\$ 19,215,820</u>
--	----------------------	----------------------

Object-of-Expense Informational Listing:

Salaries and Wages	\$ 4,896,124	\$ 4,908,147
Other Personnel Costs	213,276	214,091
Professional Fees and Services	44,000	62,100
Fuels and Lubricants	33,075	33,075
Consumable Supplies	119,637	134,737
Utilities	27,389	36,990
Travel	7,970	5,942
Rent - Building	1,180	1,180
Rent - Machine and Other	34,550	34,550
Debt Service	5,204,350	5,109,250
Other Operating Expense	3,562,058	1,855,758
Capital Expenditures	<u>9,910,000</u>	<u>6,820,000</u>

Total, Object-of-Expense Informational Listing	<u>\$ 24,053,609</u>	<u>\$ 19,215,820</u>
---	----------------------	----------------------

Estimated Allocations for Employee Benefits and Debt Service Appropriations Made Elsewhere in this Act:

<u>Employee Benefits</u>		
Retirement	\$ 456,226	\$ 458,054
Group Insurance	849,168	919,186
Social Security	625,882	629,012
Benefits Replacement	<u>12,917</u>	<u>11,690</u>
Subtotal, Employee Benefits	<u>\$ 1,944,193</u>	<u>\$ 2,017,942</u>

PRESERVATION BOARD
(Continued)

<u>Debt Service</u>		
TPFA GO Bond Debt Service	\$ 2,516	\$ 2,503
Lease Payments	<u>870,148</u>	<u>837,865</u>
Subtotal, Debt Service	<u>\$ 872,664</u>	<u>\$ 840,368</u>
Total, Estimated Allocations for Employee Benefits and Debt Service Appropriations Made Elsewhere in this Act	<u>\$ 2,816,857</u>	<u>\$ 2,858,310</u>

1. **Performance Measure Targets.** The following is a listing of the key performance target levels for the Preservation Board. It is the intent of the Legislature that appropriations made by this Act be utilized in the most efficient and effective manner possible to achieve the intended mission of the Preservation Board. In order to achieve the objectives and service standards established by this Act, the Preservation Board shall make every effort to attain the following designated key performance target levels associated with each item of appropriation.

	<u>2016</u>	<u>2017</u>
A. Goal: MANAGE CAPITOL AND OTHER BUILDINGS		
Outcome (Results/Impact):		
Percent of Maintenance Tasks Completed Correctly	98%	98%
A.1.1. Strategy: PRESERVE BUILDINGS AND CONTENTS		
Output (Volume):		
Number of Repairs and Restorations of Historical Items Completed	150	375
A.1.2. Strategy: BUILDING MAINTENANCE		
Efficiencies:		
Cost Per Building Square Foot of Custodial Care	1.8	1.8
A.2.1. Strategy: MANAGE EDUCATIONAL PROGRAM		
Output (Volume):		
Number of School-age Tours Conducted at the Visitors Center	2,200	2,300
A.2.2. Strategy: MANAGE STATE HISTORY MUSEUM		
Explanatory:		
Number of Visitors to the Museum	391,400	403,142
A.3.1. Strategy: MANAGE ENTERPRISES		
Explanatory:		
Revenue from Parking Meters	703,244	700,000

2. **Capital Budget.**² None of the funds appropriated above may be expended for capital budget items except as listed below. The amounts shown below shall be expended only for the purposes shown and are not available for expenditure for other purposes.

	<u>2016</u>	<u>2017</u>
a. Repair or Rehabilitation of Buildings and Facilities		
(1) IMAX Projector Conversion and Theatre Renovations	\$ 1,500,000	\$ UB
(2) Capitol, Capitol Visitor Center and State History Museum Repair and Preservation Projects	8,180,000	6,820,000
(3) Maintenance of Historic Property at the Texas State Cemetery	300,000	UB
Total, Repair or Rehabilitation of Buildings and Facilities	<u>\$ 9,980,000</u>	<u>\$ 6,820,000</u>
Total, Capital Budget	<u>\$ 9,980,000</u>	<u>\$ 6,820,000</u>
Method of Financing (Capital Budget):		
General Revenue Fund	\$ 9,980,000	\$ 6,820,000
Total, Method of Financing	<u>\$ 9,980,000</u>	<u>\$ 6,820,000</u>

3. **Appropriation: Debt Service for Construction of State History Museum.** Included in the amounts appropriated above out of the General Revenue Fund for Strategy A.2.2, Manage State History Museum, the amounts of \$5,204,350 for fiscal year 2016 and \$5,109,250 for fiscal year 2017 are to be used for lease payments to the Texas Public Finance Authority for debt service

PRESERVATION BOARD
(Continued)

payments on the revenue bonds or other revenue obligations issued to construct the State History Museum, and the amounts of \$60,000 in each fiscal year of the biennium are to be used for insurance payments as required by the Texas Public Finance Authority.

4. Unexpended Balances: Between Fiscal Years. Any unexpended balances as of August 31, 2016, from the appropriations made above are hereby appropriated to the State Preservation Board for the same purpose for the fiscal year beginning September 1, 2016.

5. Unexpended Balances: Texas History Education Program. Included in amounts appropriated above in Strategy A.2.2, Manage State History Museum, are unexpended and unobligated balances as of August 31, 2015 (estimated to be \$0) in General Revenue for the biennium beginning September 1, 2015 for the sole purpose of developing an education and outreach program, including the development of online resources and tools, highlighting Texas history and government. The appropriation described herein, notwithstanding Article IX, Section 14.01, Appropriation Transfers, is not available for other purposes.

Any unexpended and unobligated balances out of the appropriations made herein remaining as of August 31, 2016 are appropriated to the State Preservation Board for the fiscal year beginning September 1, 2016 for the same purpose.

6. African American Texans Memorial Monument. Included in amounts appropriated above to the State Preservation Board in Strategy A.1.2, Building Maintenance, is \$1,500,000 in General Revenue in fiscal year 2016 for the establishment of the African American Texans Memorial Monument on the State Capitol grounds for the 2016-17 biennium. Any unexpended and unobligated balances of these funds remaining as of August 31, 2016 are appropriated to the State Preservation Board for the fiscal year beginning September 1, 2016 for the same purpose.

¹ Incorporates Article IX, §18.06, of this Act, relating to appropriations for the volunteer firemen monument, resulting in an increase of \$95,000 in FY 2016 out of General Revenue funds.

² Incorporates Rider 17, Contingency for Legislation Related to Transfer of the Texas State Cemetery, in the bill pattern of the Facilities Commission in this Act, due to enactment of HB 2206, 84th Legislature, Regular Session, relating to the transfer of the oversight of the Texas State Cemetery to the State Preservation Board, resulting in increases of \$1,148,071 in FY 2016 and \$848,071 in FY 2017 out of General Revenue funds and increases of \$2,376 in FY 2016 and \$2,376 in FY 2017 out of Appropriated Receipts. In addition, incorporates increases of 10.5 FTEs in FY 2016 and 10.5 FTEs in FY 2017. The Capital Budget is adjusted accordingly.

³ Article IX, §18.02, of this Act, increases the salary of the Executive Director from \$182,160 to \$186,714.

STATE OFFICE OF RISK MANAGEMENT

	For the Years Ending	
	August 31, 2016	August 31, 2017
	<u>2016</u>	<u>2017</u>
Method of Financing:		
<u>Other Funds</u>		
Interagency Contracts	\$ 50,369,510	\$ 50,424,054
Subrogation Receipts	567,750	567,750
Subtotal, Other Funds	<u>\$ 50,937,260</u>	<u>\$ 50,991,804</u>
Total, Method of Financing	<u>\$ 50,937,260</u>	<u>\$ 50,991,804</u>
 This bill pattern represents an estimated 100% of this agency's estimated total available funds for the biennium.		
Number of Full-Time-Equivalents (FTE):	121.6	121.6
 Schedule of Exempt Positions:¹		
Executive Director, Group 3	\$138,102	\$138,102

STATE OFFICE OF RISK MANAGEMENT
(Continued)

Items of Appropriation:

A. Goal: MANAGE RISK AND ADMINISTER CLAIMS

Manage Workers' Compensation Costs.

A.1.1. Strategy: RISK MANAGEMENT PROGRAM	\$ 3,253,919	\$ 3,253,918
Assist/Review/Monitor Agencies' Risk Management Programs.		
A.2.1. Strategy: PAY WORKERS' COMPENSATION	<u>\$ 7,814,738</u>	<u>\$ 7,869,283</u>
Review Claims, Determine Liability and Pay Eligible Claims.		

Total, Goal A: MANAGE RISK AND ADMINISTER CLAIMS	<u>\$ 11,068,657</u>	<u>\$ 11,123,201</u>
---	----------------------	----------------------

B. Goal: WORKERS' COMPENSATION PAYMENTS

Workers' Compensation Payments: Estimated and Nontransferable.

B.1.1. Strategy: WORKERS' COMPENSATION PAYMENTS	\$ 39,868,603	\$ 39,868,603
Workers' Compensation Payments: Estimated and Nontransferable.		

Grand Total, STATE OFFICE OF RISK MANAGEMENT	<u>\$ 50,937,260</u>	<u>\$ 50,991,804</u>
---	----------------------	----------------------

Object-of-Expense Informational Listing:

Salaries and Wages	\$ 6,299,586	\$ 6,299,586
Other Personnel Costs	389,332	389,332
Professional Fees and Services	2,248,452	2,302,997
Consumable Supplies	26,335	26,335
Utilities	3,218	3,218
Travel	160,000	160,000
Rent - Building	720	720
Rent - Machine and Other	26,054	26,054
Other Operating Expense	<u>41,783,563</u>	<u>41,783,562</u>

Total, Object-of-Expense Informational Listing	<u>\$ 50,937,260</u>	<u>\$ 50,991,804</u>
---	----------------------	----------------------

Estimated Allocations for Employee Benefits and Debt Service Appropriations Made Elsewhere in this Act:

Employee Benefits

Retirement	\$ 516,543	\$ 518,612
Group Insurance	1,040,570	1,127,292
Social Security	440,458	442,660
Benefits Replacement	<u>6,627</u>	<u>5,998</u>

Subtotal, Employee Benefits	<u>\$ 2,004,198</u>	<u>\$ 2,094,562</u>
-----------------------------	---------------------	---------------------

Debt Service

Lease Payments	<u>\$ 2</u>	<u>\$ 0</u>
----------------	-------------	-------------

Total, Estimated Allocations for Employee Benefits and Debt Service Appropriations Made Elsewhere in this Act	<u>\$ 2,004,200</u>	<u>\$ 2,094,562</u>
--	---------------------	---------------------

1. Performance Measure Targets. The following is a listing of the key performance target levels for the State Office of Risk Management. It is the intent of the Legislature that appropriations made by this Act be utilized in the most efficient and effective manner possible to achieve the intended mission of the State Office of Risk Management. In order to achieve the objectives and service standards established by this Act, the State Office of Risk Management shall make every effort to attain the following designated key performance target levels associated with each item of appropriation.

	<u>2016</u>	<u>2017</u>
A. Goal: MANAGE RISK AND ADMINISTER CLAIMS		
Outcome (Results/Impact):		
Incident Rate of Injuries and Illnesses Per 100 Covered		
Full-time State Employees	3.6%	3.6%
Cost of Workers' Compensation Per Covered State Employee	266.63	266.63
Cost of Workers' Compensation Coverage per \$100 State Payroll	0.69	0.69

STATE OFFICE OF RISK MANAGEMENT
(Continued)

A.1.1. Strategy: RISK MANAGEMENT PROGRAM

Output (Volume):

Number of Written Risk Management Program Reviews Conducted	29	29
Number of On-site Consultations Conducted	229	229

A.2.1. Strategy: PAY WORKERS' COMPENSATION

Output (Volume):

Number of Medical Bills Processed	104,000	104,000
Number of Indemnity Bills Paid	26,000	26,000

Efficiencies:

Average Cost to Administer Claim	702.61	702.61
----------------------------------	--------	--------

2. **Unexpended Balances Between Biennia.** Included in amounts appropriated above are unexpended and unobligated balances remaining as of August 31, 2015, (estimated to be \$0 in Interagency Contracts) in Strategy A.1.1, Risk Management Program, and Strategy A.2.1, Pay Workers' Compensation, for the fiscal year beginning September 1, 2015, to be applied toward assessments charged to state agencies for the administration of the workers' compensation and risk management programs for fiscal year 2016.
3. **Administrative Support for the State Office of Risk Management.** Out of funds appropriated above in Strategy A.1.1, Risk Management Program, the State Office of Risk Management shall enter into an interagency contract with the Attorney General for administrative support services which shall consist of the same levels of service and approximate costs as were provided to the State Office of Risk Management during the 2014-15 biennium.
4. **Unexpended Balances within the Biennium.** Any unexpended and unobligated balances remaining as of August 31, 2016, out of appropriations made above in Strategy A.1.1, Risk Management Program and Strategy A.2.1, Pay Workers' Compensation, are appropriated to the State Office of Risk Management for the fiscal year beginning September 1, 2016, to be applied toward assessments charged to state agencies for the administration of the workers' compensation and risk management programs for fiscal year 2017.
5. **Appropriation - Subrogation of Receipts.** All sums of money recovered by the State Office of Risk Management from third parties by way of subrogation are appropriated to the State Office of Risk Management during the biennium of receipt to be used for the payment of workers' compensation benefits to state employees.
6. **Cost Containment.** The State Office of Risk Management shall submit a report detailing the effectiveness of various cost containment measures undertaken and proposing additional measures to reduce workers' compensation costs. This report shall be submitted to the legislative and executive budget offices, in the form those offices require, within 45 days after the close of each fiscal year.
7. **Reporting of Workers' Compensation Claims.** For the purpose of reporting expenditures to the Uniform Statewide Accounting System (USAS), the State Office of Risk Management (SORM) shall account for payments of workers' compensation claims based on the date on which the bill for services is presented for payment to SORM.

In addition, not later than November 1 of each year, SORM shall submit a report to the Comptroller of Public Accounts, the Governor, and the Legislative Budget Board which accounts for workers' compensation expenditures for the preceding fiscal year based on the date on which the injury occurred and the medical or related service was performed.

¹ Article IX, §18.02, of this Act, increases the salary of the Executive Director from \$134,734 to \$138,102.

SECRETARY OF STATE

	For the Years Ending	
	August 31, 2016	August 31, 2017
Method of Financing:		
General Revenue Fund ¹	\$ 32,294,780	\$ 10,572,964

SECRETARY OF STATE
(Continued)

GR Dedicated - Election Improvement Fund No. 5095	7,222	3,140
Federal Funds	2,979,484	1,510,876
Appropriated Receipts	<u>6,337,266</u>	<u>6,787,266</u>
Total, Method of Financing	<u>\$ 41,618,752</u>	<u>\$ 18,874,246</u>

This bill pattern represents an estimated 100% of this agency's estimated total available funds for the biennium.

Number of Full-Time-Equivalents (FTE):	203.0	203.0
---	-------	-------

Schedule of Exempt Positions:²

Secretary of State, Group 5	\$132,924	\$132,924
-----------------------------	-----------	-----------

Items of Appropriation:

A. Goal: INFORMATION MANAGEMENT

Provide and Process Information Efficiently; Enforce Laws/Rules.

A.1.1. Strategy: DOCUMENT FILING¹ File/Reject Statutory Filings.	\$ 6,385,069	\$ 6,665,361
---	--------------	--------------

A.2.1. Strategy: DOCUMENT PUBLISHING Publish the Texas Register, Texas Administrative Code and Session Laws.	\$ 464,776	\$ 495,847 & UB
--	------------	--------------------

Total, Goal A: INFORMATION MANAGEMENT	<u>\$ 6,849,845</u>	<u>\$ 7,161,208</u>
--	---------------------	---------------------

B. Goal: ADMINISTER ELECTION LAWS

Maintain Uniformity & Integrity of Elections; Oversee Election Process.

B.1.1. Strategy: ELECTIONS ADMINISTRATION Provide Statewide Elections Administration.	\$ 6,240,473	\$ 2,340,057
---	--------------	--------------

B.1.2. Strategy: ELECTION/VOTER REGISTRATION FUNDS Manage Primary Election Funds; Reimburse Voter Registration Postage.	\$ 13,565,395	\$ 517,000 & UB
---	---------------	--------------------

B.1.3. Strategy: CONSTITUTIONAL AMENDMENTS Publish and Interpret Constitutional Amendments.	\$ 1,152,245	\$ UB
---	--------------	-------

B.1.4. Strategy: ELECTIONS IMPROVEMENT Administer the Federal Help America Vote Act (HAVA).	\$ 2,780,579	\$ 1,514,016
---	--------------	--------------

B.1.5. Strategy: VOTER REGISTRATION Payments to Counties for Voter Registration Activity. Estimated.	<u>\$ 5,000,000</u>	<u>\$ 1,000,000</u>
--	---------------------	---------------------

Total, Goal B: ADMINISTER ELECTION LAWS	<u>\$ 28,738,692</u>	<u>\$ 5,371,073</u>
--	----------------------	---------------------

C. Goal: INTERNATIONAL PROTOCOL

C.1.1. Strategy: PROTOCOL/BORDER AFFAIRS Provide Protocol Services and Representation on Border Issues.	\$ 177,407	\$ 190,384
---	------------	------------

C.1.2. Strategy: COLONIAS INITIATIVES Improve Physical Living Conditions in Colonias.	<u>\$ 448,275</u>	<u>\$ 480,813</u>
---	-------------------	-------------------

Total, Goal C: INTERNATIONAL PROTOCOL	<u>\$ 625,682</u>	<u>\$ 671,197</u>
--	-------------------	-------------------

D. Goal: INDIRECT ADMINISTRATION

D.1.1. Strategy: INDIRECT ADMINISTRATION	\$ 5,404,533	\$ 5,670,768
---	--------------	--------------

Grand Total, SECRETARY OF STATE	<u>\$ 41,618,752</u>	<u>\$ 18,874,246</u>
--	----------------------	----------------------

Object-of-Expense Informational Listing:

Salaries and Wages	\$ 9,718,778	\$ 9,893,338
Other Personnel Costs	641,327	533,229
Professional Fees and Services	2,306,083	2,518,120
Fuels and Lubricants	700	700
Consumable Supplies	111,600	112,600
Utilities	143,050	43,150

SECRETARY OF STATE
(Continued)

Travel	191,500	191,500
Rent - Building	51,400	47,100
Rent - Machine and Other	94,500	95,500
Other Operating Expense	9,978,312	4,419,699
Grants	18,364,595	1,002,000
Capital Expenditures	16,907	17,310

Total, Object-of-Expense Informational Listing \$ 41,618,752 \$ 18,874,246

Estimated Allocations for Employee Benefits and Debt Service Appropriations Made Elsewhere in this Act:

Employee Benefits

Retirement	\$ 870,239	\$ 873,726
Group Insurance	2,339,082	2,557,487
Social Security	730,685	734,339
Benefits Replacement	45,968	41,601
Subtotal, Employee Benefits	\$ 3,985,974	\$ 4,207,153

Debt Service

Lease Payments	\$ 4,626	\$ 4,675
----------------	----------	----------

Total, Estimated Allocations for Employee Benefits and Debt Service Appropriations Made Elsewhere in this Act \$ 3,990,600 \$ 4,211,828

- 1. Performance Measure Targets.** The following is a listing of the key performance target levels for the Secretary of State. It is the intent of the Legislature that appropriations made by this Act be utilized in the most efficient and effective manner possible to achieve the intended mission of the Secretary of State. In order to achieve the objectives and service standards established by this Act, the Secretary of State shall make every effort to attain the following designated key performance target levels associated with each item of appropriation.

	2016	2017
A. Goal: INFORMATION MANAGEMENT		
Outcome (Results/Impact):		
Percent of Business, Commercial, and Public Filings and Information Requests Completed in Three Days	97%	97%
Average Cost Per Business, Commercial, and Public Filings Transaction and Public Information Request	0.65	0.65
A.1.1. Strategy: DOCUMENT FILING		
Output (Volume):		
Number of Business, Commercial, and Public Filings Transactions Processed	2,300,000	2,300,000
Number of Processed Requests for Information on Business, Commercial, and Public Filings	5,250,000	5,250,000
B. Goal: ADMINISTER ELECTION LAWS		
Outcome (Results/Impact):		
Average Cost Per Election Authority Assisted or Advised	6.59	9.03
B.1.1. Strategy: ELECTIONS ADMINISTRATION		
Output (Volume):		
Number of Election Officials Assisted or Advised	145,000	145,000
B.1.3. Strategy: CONSTITUTIONAL AMENDMENTS		
Output (Volume):		
Number of Constitutional Amendment Translations Mailed	2,000,000	0

- 2. Capital Budget.** None of the funds appropriated above may be expended for capital budget items except as listed below. The amounts shown below shall be expended only for the purposes shown and are not available for expenditure for other purposes.

	2016	2017
a. Data Center Consolidation		
(1) Data Center Consolidation	\$ 1,527,456	\$ 1,579,120
Total, Capital Budget	\$ 1,527,456	\$ 1,579,120

SECRETARY OF STATE
(Continued)

Method of Financing (Capital Budget):

General Revenue Fund	\$	1,527,456	\$	1,579,120
Total, Method of Financing		<u>\$ 1,527,456</u>		<u>\$ 1,579,120</u>

- 3. Contingency Appropriation for Constitutional Amendments.** The amounts appropriated above in Strategy B.1.3, Constitutional Amendments, are intended to cover the costs of fulfilling the requirements of Election Code, Chapter 274, Subchapter B, and Article 17 §1 of the Texas Constitution for 11 proposed constitutional amendments or referendum items. In the event that the number of proposed constitutional amendments or referendum items exceeds 11, or if the actual costs exceed the amounts appropriated herein, the Secretary of State is hereby appropriated from General Revenue the additional funds necessary to fulfill the aforementioned requirements.
- 4. Travel Expenditures.** The Secretary of State is hereby authorized to expend funds from the above appropriations to reimburse state inspectors for travel expenses pursuant to Election Code, §34.003.
- 5. Limitation, Primary Finance.** Of the funds appropriated in Strategy B.1.2, Election/Voter Registration Funds, not more than \$250,000 may be distributed to the executive committees of the state parties for the operation of the primary and runoff elections. Funds distributed to the executive committees shall be distributed to the respective parties in the ratio of the total number of primary and runoff voters in the 2016 elections.
- 6. Use of Excess Registration Fees Authorization.** Any registration fee collected by the Office of the Secretary of State to pay the expenses of a conference, seminar, or meeting in excess of the actual costs of such conference, seminar, or meeting may be used to pay the expenses of any other conference, seminar, or meeting for which no registration fees were collected or for which registration fees collected were insufficient to cover the total expenses.
- 7. General Revenue-Dedicated Election Improvement Fund No. 5095.** Included in amounts appropriated above are all balances remaining in the General Revenue-Dedicated Election Improvement Account No. 5095 as of August 31, 2015 for the biennium beginning September 1, 2015, to carry out provisions of the Help America Vote Act (HAVA) as codified in Election Code, §31.011 as follows:

Strategy B.1.4, Elections Improvement: any unexpended balances out of Federal Funds (estimated to be \$2,558,357 in fiscal year 2016 and \$1,510,876 in fiscal year 2017) and any interest earnings out of General Revenue-Dedicated Election Improvement Account No. 5095 (estimated to be \$7,222 in fiscal year 2016 and \$3,140 in fiscal year 2017); and

Strategy D.1.1, Indirect Administration: any unexpended balances out of Federal Funds (estimated to be \$206,127 in fiscal year 2016 and \$0 in fiscal year 2017).
- 8. Limitation of Reimbursement for Non-Joint Primary Elections.** Funds appropriated above in Strategy B.1.2, Election/Voter Registration Funds may not be used to reimburse counties for amounts that exceed the costs to conduct a joint primary election.
- 9. Senate Bill 14: Contingency Appropriation for Voter Education: Related to Voter Identification.** Contingent on the effectiveness of Senate Bill 14 by the Eighty-second Legislature, Regular Session, 2011, relating to requiring a voter to present certain proof of identification, it is the intent of the Legislature that the Secretary of State, out of funds appropriated above, shall use \$4,000,000 in General Revenue in fiscal year 2016 in Strategy B.1.1, Elections Administration, to educate the public, including students, regarding the required documents for voting and the general voting process.

Any unexpended balances remaining as of August 31, 2016, out of the appropriations made herein are appropriated to the Secretary of State for the fiscal year beginning September 1, 2016, for the same purpose.
- 10. Unexpended Balances Within the Biennium for Document Filing.** Any unexpended and unobligated balances remaining as of August 31, 2016 in Strategy A.1.1, Document Filing, are appropriated to the Secretary of State for the fiscal year beginning September 1, 2016 for the same purposes.

SECRETARY OF STATE
(Continued)

- 11. Unexpended Balances Between and Within Biennia for Election and Voter Registration Funds.** Included in amounts appropriated above in Strategy B.1.2, Election/Voter Registration Funds, are unexpended and unobligated balances as of August 31, 2015 (estimated to be \$0 in General Revenue) for reimbursements to counties for costs related to primary elections during the 2016-17 biennium.
- 12. Voter Registration Transfer Limits.** Notwithstanding Article IX, Section 14.01, Appropriation Transfers or similar provisions of this Act, the estimated amount appropriated above in Strategy B.1.5, Voter Registration, is for the sole purpose of providing funding to counties to defray the cost of voter registration as provided in accordance with Election Code, §19.002.
- 13. Notary Fees.** Included in the amounts appropriated above in Strategy A.1.1, Document Filing is \$120,000 in Appropriated Receipts in each fiscal year of the 2016-17 biennium from revenue received pursuant to Government Code, §406.007(a)(2) for costs associated with notary education and enforcement.
- 14. Voting Systems Examination.** Included in the amounts appropriated above in Strategy B.1.1, Election Administration is an amount estimated to be \$20,000 in Appropriated Receipts from revenue received pursuant to Election Code, Chapter 122 in each fiscal year of the 2016-17 biennium for the examination of voting systems.

¹ Incorporates Article IX, §18.48, of this Act, due to enactment of HB 2891, 84th Legislature, Regular Session, relating to certain filing and reporting requirements for certain taxable entities, resulting in increases of \$42,727 out of General Revenue each fiscal year of the biennium.

² Article IX, §18.02, of this Act, increases the salary of the Secretary of State from \$129,682 to \$132,924.

VETERANS COMMISSION

	For the Years Ending	
	August 31, 2016	August 31, 2017
Method of Financing:		
General Revenue Fund ^{1, 2}	\$ 27,520,389	\$ 27,471,793
Federal Funds	10,927,946	10,927,946
<u>Other Funds</u>		
Fund for Veterans' Assistance Account No. 0368, estimated	11,075,042	11,075,042
Appropriated Receipts	63,265	63,265
Interagency Contracts ²	1,720,000	550,000
License Plate Trust Fund Account No. 0802	6,000	6,000
Subtotal, Other Funds	\$ 12,864,307	\$ 11,694,307
Total, Method of Financing	\$ 51,312,642	\$ 50,094,046

This bill pattern represents an estimated 100% of this agency's estimated total available funds for the biennium.

Number of Full-Time-Equivalents (FTE): 407.5 407.5

Schedule of Exempt Positions:³
Executive Director, Group 4 \$130,840 \$130,840

Items of Appropriation:

A. Goal: ASSIST VETS W/RECEIVING BENEFITS
Ensure Veterans, Their Dependents & Survivors Receive All Due Benefits.

A.1.1. Strategy: CLAIMS REPRESENTATION & COUNSELING
Claims Representation & Counseling to Veterans and their Families. \$ 7,439,844 \$ 7,439,844

VETERANS COMMISSION
(Continued)

A.1.2. Strategy: VETERANS EMPLOYMENT SERVICES	\$ 10,219,890	\$ 10,219,890
A.1.3. Strategy: VETERANS EDUCATION	\$ 1,486,903	\$ 1,486,903
A.1.4. Strategy: VETERANS OUTREACH	\$ 628,126	\$ 628,126
A.1.5. Strategy: VETERAN ENTREPRENEUR PROGRAM	<u>\$ 178,224</u>	<u>\$ 178,224</u>
Total, Goal A: ASSIST VETS W/RECEIVING BENEFITS	<u>\$ 19,952,987</u>	<u>\$ 19,952,987</u>
B. Goal: FUND DIRECT SERVICES TO VETERANS Ensure Veterans Receive General Asst, Mental Health, & Housing Svcs.		
B.1.1. Strategy: GENERAL ASSISTANCE GRANTS ²	\$ 12,214,330	\$ 12,214,330
B.1.2. Strategy: HOUSING FOR TEXAS HEROES Housing for Texas Heros Grants.	<u>\$ 2,105,970</u>	<u>\$ 935,970</u>
Total, Goal B: FUND DIRECT SERVICES TO VETERANS	<u>\$ 14,320,300</u>	<u>\$ 13,150,300</u>
C. Goal: HAZLEWOOD Provide Administration and Reimbursements for Hazlewood Exemption Prg.		
C.1.1. Strategy: HAZLEWOOD REIMBURSEMENTS Hazlewood Reimbursements - Non Transferable.	\$ 15,000,000	\$ 15,000,000
C.1.2. Strategy: HAZLEWOOD ADMINISTRATION	<u>\$ 390,600</u>	<u>\$ 390,600</u>
Total, Goal C: HAZLEWOOD	<u>\$ 15,390,600</u>	<u>\$ 15,390,600</u>
D. Goal: INDIRECT ADMINISTRATION		
D.1.1. Strategy: CENTRAL ADMINISTRATION ¹	\$ 1,648,755	\$ 1,600,159
Grand Total, VETERANS COMMISSION	<u><u>\$ 51,312,642</u></u>	<u><u>\$ 50,094,046</u></u>
Object-of-Expense Informational Listing:		
Salaries and Wages	\$ 18,305,856	\$ 18,305,856
Other Personnel Costs	676,288	676,288
Professional Fees and Services	531,766	483,170
Consumable Supplies	67,992	67,992
Utilities	71,729	71,729
Travel	722,036	722,036
Rent - Building	1,783,664	1,783,664
Rent - Machine and Other	76,045	76,045
Other Operating Expense	781,266	781,266
Grants	<u>28,296,000</u>	<u>27,126,000</u>
Total, Object-of-Expense Informational Listing	<u><u>\$ 51,312,642</u></u>	<u><u>\$ 50,094,046</u></u>
Estimated Allocations for Employee Benefits and Debt Service Appropriations Made Elsewhere in this Act:		
<u>Employee Benefits</u>		
Retirement	\$ 1,425,255	\$ 1,430,964
Group Insurance	3,281,662	3,597,448
Social Security	1,208,117	1,214,158
Benefits Replacement	<u>27,814</u>	<u>25,172</u>
Subtotal, Employee Benefits	<u>\$ 5,942,848</u>	<u>\$ 6,267,742</u>
<u>Debt Service</u>		
Lease Payments	<u>\$ 23,251</u>	<u>\$ 21,824</u>
Total, Estimated Allocations for Employee Benefits and Debt Service Appropriations Made Elsewhere in this Act	<u><u>\$ 5,966,099</u></u>	<u><u>\$ 6,289,566</u></u>

- 1. Performance Measure Targets.** The following is a listing of the key performance target levels for the Veterans Commission. It is the intent of the Legislature that appropriations made by this Act be utilized in the most efficient and effective manner possible to achieve the intended mission of the Veterans Commission. In order to achieve the objectives and service standards established by this Act, the Veterans Commission shall make every effort to attain the following designated key performance target levels associated with each item of appropriation.

VETERANS COMMISSION
(Continued)

A. Goal: ASSIST VETS W/RECEIVING BENEFITS		
Outcome (Results/Impact):		
Amount of Monetary Awards (in Millions of Dollars) Paid Because of Commission Advocacy in Claims Representation of Veterans with Service-connected Disabilities	2,317	2,317
Amount of Monetary Awards (in Millions of Dollars) Paid Because of Commission Advocacy in Claims Representation for Survivors or Orphans of Veterans	263.3	263.3
A.1.1. Strategy: CLAIMS REPRESENTATION & COUNSELING		
Output (Volume):		
Number of Claims for Veterans Benefits Filed and Developed on Behalf of Veterans with Service-connected Disabilities	101,201	101,707
Number of Active Veterans Benefits Cases for Veterans, Their Survivors, or Their Orphans Represented by the Texas Veterans Commission	217,469	218,556
Number of Appeals of Unfavorable Veterans Affairs Decisions Filed on Behalf of Veterans, Their Survivors, or Their Orphans	21,911	22,021
Number of Files Reviewed by State Strike Force Team	24,100	26,300
A.1.2. Strategy: VETERANS EMPLOYMENT SERVICES		
Output (Volume):		
Percent of Veterans That Receive Intensive Services	58%	68%
A.1.5. Strategy: VETERAN ENTREPRENEUR PROGRAM		
Output (Volume):		
Number of Entrepreneur Services Provided to Veterans and Their Families through the Entrepreneur Program	635	645
B. Goal: FUND DIRECT SERVICES TO VETERANS		
B.1.2. Strategy: HOUSING FOR TEXAS HEROES		
Output (Volume):		
Number of Completed Home Modifications Provided to Veterans, Their Dependents, or Survivors through the Housing for Texas Heroes Program	160	106
2. Capital Budget. None of the funds appropriated above may be expended for capital budget items except as listed below. The amounts shown below shall be expended only for the purposes shown and are not available for expenditure for other purposes.		
a. Data Center Consolidation		
(1) Data Center Services	\$ 83,869	\$ 90,929
Total, Capital Budget	\$ 83,869	\$ 90,929
Method of Financing (Capital Budget):		
General Revenue Fund	\$ 83,869	\$ 90,929
Total, Method of Financing	\$ 83,869	\$ 90,929
3. Appropriation of License Plate Receipts. Included in amounts appropriated above in Strategy A.1.1, Claims Representation and Counseling, is all license plate revenue collected on or after September 1, 2015, from the sale of Air Force Association of Texas license plates (estimated to be \$2,000 in fiscal year 2016 and \$2,000 in fiscal year 2017) and from the sale of American Legion license plates (estimated to be \$4,000 in fiscal year 2016 and \$4,000 in fiscal year 2017) as provided by Transportation Code §§ 504.413 and 504.630 and deposited to the credit of the License Plate Trust Fund Account No. 0802, for the purpose of making grants to each organization, respectively.		
Any unexpended balances remaining as of August 31, 2016, in the appropriation made herein are hereby appropriated for the fiscal year beginning September 1, 2016.		
4. Visitation Program to Wounded and Disabled Veterans. Included in the amounts appropriated above in Strategy A.1.1, Claims Representation and Counseling, is the amount of \$52,000 in General Revenue each fiscal year, to provide a program for the visitation of wounded and disabled veterans who have returned from Operation Iraqi Freedom, Operation New Dawn and Operation Enduring Freedom and other war zone areas that Texas veterans have served.		

VETERANS COMMISSION
(Continued)

5. **Cash Flow Contingency.** Contingent upon the receipt of Federal Funds appropriated in Strategy A.1.1, Claims Representation and Counseling, Strategy A.1.2, Veterans Employment Services, and Strategy A.1.3, Veterans Education, the Commission may temporarily utilize General Revenue funds, pending the receipt of federal reimbursement, in an amount not to exceed 75 percent of the amount as specified in the Notification Letter of Federal Award or contract to be received in each fiscal year of the biennium. The General Revenue amounts utilized above the Commission's General Revenue method of finance must be repaid upon receipt of federal reimbursement and shall be utilized only for the purpose of temporary cash flow needs. The transfer and reimbursement of funds shall be made under procedures established by the Comptroller of Public Accounts to ensure all borrowed funds are reimbursed to the Treasury on or before August 31, 2017. All transfers of General Revenue shall be reported by the Commission to the Legislative Budget Board and the Governor.
6. **Fund for Veterans' Assistance.** Included in amounts appropriated above in Strategies A.1.1, Claims Representation and Counseling, B.1.1, General Assistance Grants, B.1.2, Housing for Texas Heroes, and D.1.1, Central Administration, are all estimated balances (estimated to be \$0) and revenues collected on or after September 1, 2015 in the Fund for Veterans' Assistance Account No. 0368 (estimated to be \$11,075,042 in fiscal year 2016 and \$11,075,042 in fiscal year 2017 in Other Funds) for veterans' assistance programs and to make grants to local communities to address veterans' needs in accordance with Government Code §434.017.

Any unexpended balances remaining as of August 31, 2016 are hereby appropriated for the same purpose for the fiscal year beginning September 1, 2016.

7. **Interagency Contract with the General Land Office and Veterans Land Board.** Included in the amounts appropriated above is \$68,626 in each fiscal year of the 2016-17 biennium for a contract between the General Land Office and Veterans Land Board and the Texas Veterans Commission (TVC) to fund operations of the TVC Call Center. Pursuant to Natural Resources Code, §161.077, the General Land Office and Veterans Land Board and the Texas Veterans Commission shall continue a memorandum of understanding regarding the funding and operations of the Veterans Commission Call Center.
8. **PARIS Data Review.** Included in amounts appropriated above in Strategy A.1.1, Claims Representation and Counseling, is \$52,624 out of the Fund for Veterans' Assistance Account No. 368 and \$50,000 in Interagency Contracts and 2.0 Full Time Equivalents (FTE) per fiscal year to investigate and analyze information/data received from the federal Public Assistance Reporting Information System (PARIS). The PARIS information will be used to assist and facilitate claims for veterans receiving Medicaid or other state public benefits to apply for federal benefits/compensation for which veterans are entitled from the Department of Veterans Affairs.

Ten percent of the savings out of General Revenue during fiscal year 2016 that were the result of pursuing information from the Public Assistance Reporting Information System (PARIS) as calculated by the Health and Human Services Commission (HHSC) according to procedures or rules for making the calculations adopted by HHSC shall be credited by the Comptroller to the Texas Veterans Commission, Veterans' Assistance Account No. 368 from which expenditures were originally made and such funds are hereby appropriated to the Texas Veterans Commission in fiscal year 2017.

9. **Veterans Housing Grant Program.** Included in the amounts appropriated above in Strategy B.1.2, Housing for Texas Heroes, is \$1,170,000 in Interagency Contracts from a contract between the Texas Department of Housing and Community Affairs and the Texas Veterans Commission in the 2016-17 biennium and \$915,000 in General Revenue each fiscal year of the 2016-17 biennium, to provide grants to non-profit or local government organizations providing temporary or permanent housing to Texas Veterans and their families through the Housing4TexasHeroes program.
10. **Support to Coordinating Councils.** Included in amounts appropriated above in Strategy A.1.4, Veterans Outreach, is \$53,905 in General Revenue each fiscal year of the 2016-17 biennium for the purpose of supporting the Texas Coordinating Council for Veterans Services and the Housing and Health Services Coordination Council.
11. **State Strike Force Team Initiative.** From the amounts appropriated above in Strategy A.1.1, Claims Representation and Counseling, 26.0 Full-Time Equivalents (FTEs) and \$1,073,308 in General Revenue each fiscal year of the 2016-17 biennium may be used only for the purpose of supporting the State Strike Force Team initiative.

VETERANS COMMISSION
(Continued)

12. Fully Developed Claims Team Initiative. From the amounts appropriated above in Strategy A.1.1, Claims Representation and Counseling, 24.0 Full-time Equivalents (FTEs) and \$1,000,307 in General Revenue each fiscal year of the 2016-17 biennium may be used only for the purpose of supporting the State Fully Developed Claims Team Initiative.

13. Hazlewood Reimbursements. Notwithstanding Article IX, Section 14.01, Appropriation Transfers or similar provisions of this Act, the amounts appropriated above in Strategy C.1.1, Hazlewood Reimbursements, are for the sole purpose of funding the proportionate share of the total cost to each institution for the Hazlewood Exemption Legacy Program and may not be used for any other purpose.

The Texas Veterans Commission shall allocate the appropriations made in Strategy C.1.1, Hazlewood Reimbursements, according to the proportion of each institution's respective share of the aggregate cost of the exemption for students under the Legacy Program in Education Code, §54.341 (k), as determined by the Legislative Budget Board consistent with the annual distribution from the Permanent Fund Supporting Military and Veterans Exemptions in Article III of this Act. The appropriations made in Strategy C.1.1, Hazlewood Reimbursements, may not be expended without the prior written approval of the Legislative Budget Board.

14. Healthcare Advocacy Program for Veterans. From the amounts appropriated above in Strategy A.1.1, Claims Representation and Counseling, \$785,702 in General Revenue and 14.0 Full-Time Equivalents (FTEs) each fiscal year for the 2016-17 biennium may be used only for the purpose of supporting the Healthcare Advocacy Program.

15. Interagency Contract with Supreme Court of Texas.⁴ Included in the amounts appropriated above in Strategy B.1.1, General Assistance Grants, is \$750,000 in Interagency Contracts each fiscal year for the 2016-17 biennium from a contract between the Supreme Court of Texas and the Texas Veterans Commission; the Veterans Commission shall match this amount with \$750,000 from appropriations from the Fund for Veterans' Assistance Account No. 0368 each fiscal year of the 2016-17 biennium. The combined \$1,500,000 in All Funds each fiscal year shall be used by the Texas Veterans Commission for Veterans Treatment Court Programs.

16. Contingency for Behavioral Health Funds. Notwithstanding appropriation authority granted above, the Comptroller of Public Accounts shall not allow the expenditure of General Revenue-Related behavioral health funds for the Texas Veterans Commission in Strategy B.1.1, General Assistance Grants, in fiscal year 2017, as identified in Art. IX, Sec. 10.04, Statewide Behavioral Health Strategic Plan and Coordinated Expenditures, if the Legislative Budget Board provides notification to the Comptroller of Public Accounts that the agency's planned expenditure of those funds in fiscal year 2017 does not satisfy the requirements of Art. IX, Sec. 10.04, Statewide Behavioral Health Strategic Plan and Coordinated Expenditures.

¹ Incorporates Article IX, §18.03(b), of this Act, relating to Centralized Accounting and Payroll/Personnel System Deployments, resulting in increases of \$125,000 in FY 2016 and \$82,000 in FY 2017 out of General Revenue Funds.

² Incorporates Article IX, §18.05, of this Act, 84th Legislature, Regular Session, relating to Veteran Treatment Court Programs, resulting in increases of \$750,000 in each fiscal year of the biennium out of General Revenue funds and decreases of \$750,000 in each fiscal year of the biennium out of Interagency Contracts.

³ Article IX, §18.02, of this Act, increases the salary of the Executive Director from \$127,649 to \$130,840.

⁴ Incorporates Article IX, §18.05, of this Act, relating to funding for Veteran Treatment Court Programs, resulting in this rider having no effect. Article IX, §18.05, modified to reflect technical correction to adjust rider references.

RETIREMENT AND GROUP INSURANCE

	For the Years Ending	
	August 31, 2016	August 31, 2017
Method of Financing:		
General Revenue Fund, estimated ^{1,2}	\$ 114,203,054	\$ 121,378,777
General Revenue Dedicated Accounts, estimated ²	2,972,811	3,139,429

RETIREMENT AND GROUP INSURANCE
(Continued)

Federal Funds, estimated ²	26,634,141	28,452,317
Other Special State Funds, estimated ²	<u>1,606,754</u>	<u>1,689,014</u>
Total, Method of Financing	<u>\$ 145,416,760</u>	<u>\$ 154,659,537</u>
Items of Appropriation:		
A. Goal: EMPLOYEES RETIREMENT SYSTEM		
A.1.1. Strategy: RETIREMENT CONTRIBUTIONS ^{1,2} Retirement Contributions. Estimated.	\$ 45,141,168	\$ 45,321,951
A.1.2. Strategy: GROUP INSURANCE ¹ Group Insurance Contributions. Estimated.	<u>\$ 100,275,592</u>	<u>\$ 109,337,586</u>
Total, Goal A: EMPLOYEES RETIREMENT SYSTEM	<u>\$ 145,416,760</u>	<u>\$ 154,659,537</u>
Grand Total, RETIREMENT AND GROUP INSURANCE	<u>\$ 145,416,760</u>	<u>\$ 154,659,537</u>

¹ Incorporates Article IX, §18.04, of this Act, relating to Additional Benefits for FTE Increases, totaling \$44,415 in FY 2016 and \$46,399 in FY 2017 out of General Revenue, affecting several strategies.

² Incorporates Article IX, §18.11, of this Act, due to enactment of HB 9, 84th Legislature, Regular Session, relating to eliminating the 90-day waiting period for state contributions to the Employees Retirement System for Retirement, resulting in increases of \$947,303 in FY 2016 and \$942,146 in FY 2017 out of General Revenue, increases of \$27,958 in FY 2016 and \$27,924 in FY 2017 out of General Revenue-Dedicated Accounts, increases of \$192,845 in FY 2016 and \$195,620 in FY 2017 out of Federal Funds, and increases of \$17,933 in FY 2016 and \$17,933 in FY 2017 out of Other Special State Funds.

SOCIAL SECURITY AND BENEFIT REPLACEMENT PAY

	For the Years Ending	
	August 31, 2016	August 31, 2017
	<u> </u>	<u> </u>
Method of Financing:		
General Revenue Fund, estimated ¹	\$ 30,995,017	\$ 31,025,982
General Revenue Dedicated Accounts, estimated	875,870	877,717
Federal Funds, estimated	5,953,594	5,954,976
Other Special State Funds, estimated	<u>805,922</u>	<u>808,701</u>
Total, Method of Financing	<u>\$ 38,630,403</u>	<u>\$ 38,667,376</u>
Items of Appropriation:		
A. Goal: SOCIAL SECURITY/BENEFIT REPLACEMENT		
Comptroller - Social Security.		
A.1.1. Strategy: STATE MATCH – EMPLOYER ¹ State Match — Employer. Estimated.	\$ 37,069,269	\$ 37,254,549
A.1.2. Strategy: BENEFIT REPLACEMENT PAY Benefit Replacement Pay. Estimated.	<u>\$ 1,561,134</u>	<u>\$ 1,412,827</u>
Total, Goal A: SOCIAL SECURITY/BENEFIT REPLACEMENT	<u>\$ 38,630,403</u>	<u>\$ 38,667,376</u>
Grand Total, SOCIAL SECURITY AND BENEFIT REPLACEMENT PAY	<u>\$ 38,630,403</u>	<u>\$ 38,667,376</u>

¹ Incorporates Article IX, §18.04, of this Act, relating to Additional Benefits for FTE Increases, totaling \$13,489 out of General Revenue in each fiscal year of the biennium.

BOND DEBT SERVICE PAYMENTS

	For the Years Ending	
	August 31, 2016	August 31, 2017
Method of Financing:		
General Revenue Fund	\$ 38,706,420	\$ 37,506,966
 <u>General Revenue Fund - Dedicated</u>		
Permanent Fund for Health and Tobacco Education and Enforcement Account No. 5044	39,616,694	55,053,189
Permanent Fund Children & Public Health Account No. 5045	19,808,348	27,526,593
Permanent Fund for EMS & Trauma Care Account No. 5046	19,808,346	27,526,595
GR Dedicated - Texas Military Revolving Loan Account No. 5114, estimated	3,036,249	3,037,036
Subtotal, General Revenue Fund - Dedicated	<u>\$ 82,269,637</u>	<u>\$ 113,143,413</u>
Federal Funds	<u>403,411</u>	<u>403,411</u>
 Total, Method of Financing	 <u>\$ 121,379,468</u>	 <u>\$ 151,053,790</u>
 Items of Appropriation:		
A. Goal: FINANCE CAPITAL PROJECTS		
A.1.1. Strategy: BOND DEBT SERVICE	\$ 121,379,468	\$ 151,053,790 & UB
To Texas Public Finance Authority for Payment of Bond Debt Service.		
 Grand Total, BOND DEBT SERVICE PAYMENTS	 <u>\$ 121,379,468</u>	 <u>\$ 151,053,790</u>

LEASE PAYMENTS

	For the Years Ending	
	August 31, 2016	August 31, 2017
Method of Financing:		
General Revenue Fund	\$ 4,544,671	\$ 11,682,592
 Total, Method of Financing	 <u>\$ 4,544,671</u>	 <u>\$ 11,682,592</u>
 Items of Appropriation:		
A. Goal: FINANCE CAPITAL PROJECTS		
A.1.1. Strategy: LEASE PAYMENTS	\$ 4,544,671	\$ 11,682,592 & UB
To TFC for Payment to TPFAs.		
 Grand Total, LEASE PAYMENTS	 <u>\$ 4,544,671</u>	 <u>\$ 11,682,592</u>

**RECAPITULATION - ARTICLE I
GENERAL GOVERNMENT
(General Revenue)¹**

	For the Years Ending	
	August 31, 2016	August 31, 2017
	<u>2016</u>	<u>2017</u>
Commission on the Arts	\$ 9,902,153	\$ 4,383,339
Office of the Attorney General	228,833,576	216,613,223
Bond Review Board	784,160	815,161
Comptroller of Public Accounts	281,483,878	274,774,578
Fiscal Programs - Comptroller of Public Accounts	449,794,835	436,974,734
Texas Emergency Services Retirement System	750,668	751,028
Employees Retirement System	9,770,000	9,770,000
Texas Ethics Commission	2,987,951	3,034,675
Facilities Commission	71,643,136	35,333,451
Public Finance Authority	1,319,012	1,320,717
Office of the Governor	10,369,883	10,369,882
Trusted Programs Within the Office of the Governor	120,262,021	112,595,562
Historical Commission	30,146,798	29,622,635
Library & Archives Commission	15,728,509	15,728,507
Pension Review Board	923,658	923,657
Preservation Board	24,032,233	19,194,444
Secretary of State	32,294,780	10,572,964
Veterans Commission	<u>27,520,389</u>	<u>27,471,793</u>
 Subtotal, General Government	 <u>\$ 1,318,547,640</u>	 <u>\$ 1,210,250,350</u>
 Retirement and Group Insurance	 114,203,054	 121,378,777
Social Security and Benefit Replacement Pay	<u>30,995,017</u>	<u>31,025,982</u>
 Subtotal, Employee Benefits	 <u>\$ 145,198,071</u>	 <u>\$ 152,404,759</u>
 Bond Debt Service Payments	 38,706,420	 37,506,966
Lease Payments	<u>4,544,671</u>	<u>11,682,592</u>
 Subtotal, Debt Service	 <u>\$ 43,251,091</u>	 <u>\$ 49,189,558</u>
 TOTAL, ARTICLE I - GENERAL GOVERNMENT	 <u>\$ 1,506,996,802</u>	 <u>\$ 1,411,844,667</u>

¹ Incorporates certain appropriation adjustments, including article-specific special provisions, and Article IX of HB 1 (Conference Committee Report), 84th Legislature, Regular Session; HB 6 and HB 7, 84th Legislature, Regular Session; other legislation enacted by the 84th Legislature which affects appropriations; non-substantive technical corrections and/or reconciling adjustments; and the Governor's vetoes. For specific adjustments, see agency bill patterns.

**RECAPITULATION - ARTICLE I
GENERAL GOVERNMENT
(General Revenue - Dedicated)¹**

	For the Years Ending	
	August 31, 2016	August 31, 2017
	<u>2016</u>	<u>2017</u>
Commission on the Arts	\$ 453,561	\$ 302,374
Office of the Attorney General	82,587,952	72,627,066
Comptroller of Public Accounts	250,000	0
Fiscal Programs - Comptroller of Public Accounts	17,551,983	17,521,983
Commission on State Emergency Communications	78,654,034	71,626,292
Texas Emergency Services Retirement System	1,583,825	1,583,825
Facilities Commission	221,351,125	2,978,755
Trusted Programs Within the Office of the Governor	179,664,507	37,663,238
Historical Commission	265,000	265,000
Secretary of State	<u>7,222</u>	<u>3,140</u>
Subtotal, General Government	<u>\$ 582,369,209</u>	<u>\$ 204,571,673</u>
Retirement and Group Insurance	2,972,811	3,139,429
Social Security and Benefit Replacement Pay	<u>875,870</u>	<u>877,717</u>
Subtotal, Employee Benefits	<u>\$ 3,848,681</u>	<u>\$ 4,017,146</u>
Bond Debt Service Payments	<u>82,269,637</u>	<u>113,143,413</u>
Subtotal, Debt Service	<u>\$ 82,269,637</u>	<u>\$ 113,143,413</u>
TOTAL, ARTICLE I - GENERAL GOVERNMENT	<u>\$ 668,487,527</u>	<u>\$ 321,732,232</u>

¹ Incorporates certain appropriation adjustments, including article-specific special provisions, and Article IX of HB 1 (Conference Committee Report), 84th Legislature, Regular Session; HB 6 and HB 7, 84th Legislature, Regular Session; other legislation enacted by the 84th Legislature which affects appropriations; non-substantive technical corrections and/or reconciling adjustments; and the Governor's vetoes. For specific adjustments, see agency bill patterns.

**RECAPITULATION - ARTICLE I
GENERAL GOVERNMENT
(Federal Funds)¹**

	For the Years Ending	
	August 31, 2016	August 31, 2017
	<u>2016</u>	<u>2017</u>
Commission on the Arts	\$ 911,900	\$ 911,900
Office of the Attorney General	233,945,635	211,005,118
Fiscal Programs - Comptroller of Public Accounts	13,857,333	13,857,333
Trusted Programs Within the Office of the Governor	64,550,000	60,050,000
Historical Commission	1,090,235	1,090,235
Library & Archives Commission	10,390,817	9,686,985
Secretary of State	2,979,484	1,510,876
Veterans Commission	<u>10,927,946</u>	<u>10,927,946</u>
 Subtotal, General Government	 <u>\$ 338,653,350</u>	 <u>\$ 309,040,393</u>
 Retirement and Group Insurance	 26,634,141	 28,452,317
Social Security and Benefit Replacement Pay	<u>5,953,594</u>	<u>5,954,976</u>
 Subtotal, Employee Benefits	 <u>\$ 32,587,735</u>	 <u>\$ 34,407,293</u>
 Bond Debt Service Payments	 <u>403,411</u>	 <u>403,411</u>
 Subtotal, Debt Service	 <u>\$ 403,411</u>	 <u>\$ 403,411</u>
 TOTAL, ARTICLE I - GENERAL GOVERNMENT	 <u>\$ 371,644,496</u>	 <u>\$ 343,851,097</u>

¹ Incorporates certain appropriation adjustments, including article-specific special provisions, and Article IX of HB 1 (Conference Committee Report), 84th Legislature, Regular Session; HB 6 and HB 7, 84th Legislature, Regular Session; other legislation enacted by the 84th Legislature which affects appropriations; non-substantive technical corrections and/or reconciling adjustments; and the Governor's vetoes. For specific adjustments, see agency bill patterns.

**RECAPITULATION - ARTICLE I
GENERAL GOVERNMENT
(Other Funds)¹**

	For the Years Ending	
	August 31, 2016	August 31, 2017
	<u>2016</u>	<u>2017</u>
Commission on the Arts	\$ 402,000	\$ 402,000
Office of the Attorney General	54,115,185	53,825,335
Cancer Prevention and Research Institute of Texas	300,055,000	300,055,000
Comptroller of Public Accounts	15,968,839	15,968,839
Fiscal Programs - Comptroller of Public Accounts	7,300,000	7,300,000
Texas Ethics Commission	8,190	8,190
Facilities Commission	789,123,601	18,654,480
Office of the Governor	270,000	270,000
Trusted Programs Within the Office of the Governor	1,647,000	1,647,000
Historical Commission	1,075,186	750,928
Department of Information Resources	360,658,520	373,421,533
Library & Archives Commission	6,667,728	5,959,994
Pension Review Board	10,000	10,000
Preservation Board	21,376	21,376
State Office of Risk Management	50,937,260	50,991,804
Secretary of State	6,337,266	6,787,266
Veterans Commission	<u>12,864,307</u>	<u>11,694,307</u>
Subtotal, General Government	<u>\$ 1,607,461,458</u>	<u>\$ 847,768,052</u>
Retirement and Group Insurance	1,606,754	1,689,014
Social Security and Benefit Replacement Pay	<u>805,922</u>	<u>808,701</u>
Subtotal, Employee Benefits	<u>\$ 2,412,676</u>	<u>\$ 2,497,715</u>
Less Interagency Contracts	<u>\$ 413,785,625</u>	<u>\$ 418,354,412</u>
TOTAL, ARTICLE I - GENERAL GOVERNMENT	<u>\$ 1,196,088,509</u>	<u>\$ 431,911,355</u>

¹ Incorporates certain appropriation adjustments, including article-specific special provisions, and Article IX of HB 1 (Conference Committee Report), 84th Legislature, Regular Session; HB 6 and HB 7, 84th Legislature, Regular Session; other legislation enacted by the 84th Legislature which affects appropriations; non-substantive technical corrections and/or reconciling adjustments; and the Governor's vetoes. For specific adjustments, see agency bill patterns.

**RECAPITULATION - ARTICLE I
GENERAL GOVERNMENT
(All Funds)¹**

	For the Years Ending	
	August 31, 2016	August 31, 2017
	<u>2016</u>	<u>2017</u>
Commission on the Arts	\$ 11,669,614	\$ 5,999,613
Office of the Attorney General	599,482,348	554,070,742
Bond Review Board	784,160	815,161
Cancer Prevention and Research Institute of Texas	300,055,000	300,055,000
Comptroller of Public Accounts	297,702,717	290,743,417
Fiscal Programs - Comptroller of Public Accounts	488,504,151	475,654,050
Commission on State Emergency Communications	78,654,034	71,626,292
Texas Emergency Services Retirement System	2,334,493	2,334,853
Employees Retirement System	9,770,000	9,770,000
Texas Ethics Commission	2,996,141	3,042,865
Facilities Commission	1,082,117,862	56,966,686
Public Finance Authority	1,319,012	1,320,717
Office of the Governor	10,639,883	10,639,882
Trusted Programs Within the Office of the Governor	366,123,528	211,955,800
Historical Commission	32,577,219	31,728,798
Department of Information Resources	360,658,520	373,421,533
Library & Archives Commission	32,787,054	31,375,486
Pension Review Board	933,658	933,657
Preservation Board	24,053,609	19,215,820
State Office of Risk Management	50,937,260	50,991,804
Secretary of State	41,618,752	18,874,246
Veterans Commission	<u>51,312,642</u>	<u>50,094,046</u>
 Subtotal, General Government	 <u>\$ 3,847,031,657</u>	 <u>\$ 2,571,630,468</u>
 Retirement and Group Insurance	 145,416,760	 154,659,537
Social Security and Benefit Replacement Pay	<u>38,630,403</u>	<u>38,667,376</u>
 Subtotal, Employee Benefits	 <u>\$ 184,047,163</u>	 <u>\$ 193,326,913</u>
 Bond Debt Service Payments	 121,379,468	 151,053,790
Lease Payments	<u>4,544,671</u>	<u>11,682,592</u>
 Subtotal, Debt Service	 <u>\$ 125,924,139</u>	 <u>\$ 162,736,382</u>
 Less Interagency Contracts	 <u>\$ 413,785,625</u>	 <u>\$ 418,354,412</u>
 TOTAL, ARTICLE I - GENERAL GOVERNMENT	 <u>\$ 3,743,217,334</u>	 <u>\$ 2,509,339,351</u>
 Number of Full-Time-Equivalents (FTE)	 9,406.2	 9,410.2

¹ Incorporates certain appropriation adjustments, including article-specific special provisions, and Article IX of HB 1 (Conference Committee Report), 84th Legislature, Regular Session; HB 6 and HB 7, 84th Legislature, Regular Session; other legislation enacted by the 84th Legislature which affects appropriations; non-substantive technical corrections and/or reconciling adjustments; and the Governor's vetoes. For specific adjustments, see agency bill patterns.

ARTICLE II

HEALTH AND HUMAN SERVICES

Sec. 1. The several sums of money herein specified, or so much thereby as may be necessary, are appropriated out of any funds in the State Treasury not otherwise appropriated, or out of special funds as indicated, for the support, maintenance, or improvement of the designated health and human services agencies.

DEPARTMENT OF AGING AND DISABILITY SERVICES

	For the Years Ending	
	August 31, 2016	August 31, 2017
Method of Financing:		
<u>General Revenue Fund</u>		
General Revenue Fund	\$ 176,808,612	\$ 171,717,532
GR Match for Medicaid ^{1,2}	1,268,894,203	1,356,544,341
GR Match for Federal Funds (Older Americans Act)	4,355,967	4,355,966
GR Certified as Match for Medicaid	293,820,480	294,985,581
Subtotal, General Revenue Fund	<u>\$ 1,743,879,262</u>	<u>\$ 1,827,603,420</u>
<u>General Revenue Fund - Dedicated</u>		
Texas Capital Trust Fund Account No. 543	289,802	289,803
Home Health Services Account No. 5018	17,904,899	17,904,899
Quality Assurance Account No. 5080	70,000,000	70,000,000
Medicaid Estate Recovery Account No. 5109	9,000,000	9,000,000
Subtotal, General Revenue Fund - Dedicated	<u>\$ 97,194,701</u>	<u>\$ 97,194,702</u>
Federal Funds ^{1,2}	2,471,919,195	2,550,467,462
<u>Other Funds</u>		
Appropriated Receipts	872,659	871,411
Interagency Contracts	3,482,524	3,467,741
License Plate Trust Fund Account No. 0802	3,000	3,000
ID Collections for Patient Support and Maintenance	17,314,346	17,208,594
ID Appropriated Receipts	770,186	765,502
ID Revolving Fund Receipts	81,604	81,014
Subtotal, Other Funds	<u>\$ 22,524,319</u>	<u>\$ 22,397,262</u>
Total, Method of Financing	<u>\$ 4,335,517,477</u>	<u>\$ 4,497,662,846</u>
Other Direct and Indirect Costs Appropriated Elsewhere in this Act	\$ 2,737,760	\$ 2,857,483
This bill pattern represents an estimated 99.9% of this agency's estimated total available funds for the biennium.		
Number of Full-Time-Equivalents (FTE):	16,888.3	16,845.8
Schedule of Exempt Positions: ³		
Commissioner, Group 7	\$241,273	\$241,273
Items of Appropriation:		
A. Goal: LONG-TERM SERVICES AND SUPPORTS		
A.1.1. Strategy: INTAKE, ACCESS, & ELIGIBILITY	\$ 289,607,259	\$ 296,407,114
Intake, Access, and Eligibility to Services and Supports.		
A.1.2. Strategy: GUARDIANSHIP	\$ 8,416,050	\$ 8,593,546
A.2.1. Strategy: PRIMARY HOME CARE	\$ 16,567,987	\$ 17,018,717
A.2.2. Strategy: COMMUNITY ATTENDANT SERVICES	\$ 638,889,868	\$ 659,148,030
A.2.3. Strategy: DAY ACTIVITY & HEALTH SERVICES	\$ 7,881,877	\$ 8,083,835
Day Activity and Health Services (DAHS).		
A.3.1. Strategy: HOME AND COMMUNITY-BASED SERVICES	\$ 1,081,380,184	\$ 1,211,979,830
Home and Community-based Services (HCS).		

DEPARTMENT OF AGING AND DISABILITY SERVICES

(Continued)

A.3.2. Strategy: COMMUNITY LIVING ASSISTANCE (CLASS)	\$ 246,822,300	\$ 265,013,658
Community Living Assistance and Support Services (CLASS).		
A.3.3. Strategy: DEAF-BLIND MULTIPLE DISABILITIES	\$ 13,548,337	\$ 14,771,219
Deaf-Blind Multiple Disabilities (DBMD).		
A.3.4. Strategy: MEDICALLY DEPENDENT CHILDREN PGM	\$ 44,114,365	\$ 45,484,446
Medically Dependent Children Program (MDCP).		
A.3.5. Strategy: TEXAS HOME LIVING WAIVER	\$ 63,457,262	\$ 67,542,827
A.4.1. Strategy: NON-MEDICAID SERVICES	\$ 155,375,480	\$ 155,375,480
A.4.2. Strategy: ID COMMUNITY SERVICES	\$ 40,401,920	\$ 46,401,921
Intellectual Disability Community Services.		
A.4.3. Strategy: PROMOTING INDEPENDENCE PLAN	\$ 4,161,537	\$ 4,161,537
Promoting Independence through Outreach, Awareness, and Relocation.		
A.4.4. Strategy: IN-HOME AND FAMILY SUPPORT	\$ 4,989,907	\$ 4,989,907
A.5.1. Strategy: ALL-INCLUSIVE CARE - ELDERLY (PACE)	\$ 38,728,331	\$ 38,728,331
Program of All-inclusive Care for the Elderly (PACE).		
A.6.1. Strategy: NURSING FACILITY PAYMENTS	\$ 136,022,543	\$ 136,454,275
A.6.2. Strategy: MEDICARE SKILLED NURSING FACILITY	\$ 68,244,996	\$ 70,178,420
A.6.3. Strategy: HOSPICE	\$ 244,102,614	\$ 241,305,594
A.6.4. Strategy: PROMOTING INDEPENDENCE SERVICES	\$ 52,772,956	\$ 52,627,881
Promote Independence by Providing Community-based Services.		
A.7.1. Strategy: INTERMEDIATE CARE FACILITIES - IID	\$ 285,788,385	\$ 285,702,353
Intermed Care Facilities - for Individuals w/ ID (ICF/IID).		
A.8.1. Strategy: STATE SUPPORTED LIVING CENTERS	\$ 686,316,905	\$ 679,575,730
A.9.1. Strategy: CAPITAL REPAIRS AND RENOVATIONS	\$ <u>16,804,168</u>	\$ <u>352,186</u>
Total, Goal A: LONG-TERM SERVICES AND SUPPORTS	\$ <u>4,144,395,231</u>	\$ <u>4,309,896,837</u>
B. Goal: REGULATION, CERTIFICATION, OUTREACH		
Regulation, Certification, and Outreach.		
B.1.1. Strategy: FACILITY/COMMUNITY-BASED REGULATION	\$ 71,835,984	\$ 72,852,619
Facility and Community-Based Regulation.		
B.1.2. Strategy: CREDENTIALING/CERTIFICATION	\$ 1,338,401	\$ 1,338,397
B.1.3. Strategy: LTC QUALITY OUTREACH	\$ <u>5,233,449</u>	\$ <u>5,233,447</u>
Long-Term Care Quality Outreach.		
Total, Goal B: REGULATION, CERTIFICATION, OUTREACH	\$ <u>78,407,834</u>	\$ <u>79,424,463</u>
C. Goal: INDIRECT ADMINISTRATION		
C.1.1. Strategy: CENTRAL ADMINISTRATION ²	\$ 38,541,629	\$ 38,530,831
C.1.2. Strategy: IT PROGRAM SUPPORT ¹	\$ <u>74,172,783</u>	\$ <u>69,810,715</u>
Information Technology Program Support.		
Total, Goal C: INDIRECT ADMINISTRATION	\$ <u>112,714,412</u>	\$ <u>108,341,546</u>
Grand Total, DEPARTMENT OF AGING AND DISABILITY SERVICES	\$ <u>4,335,517,477</u>	\$ <u>4,497,662,846</u>
Object-of-Expense Informational Listing:		
Salaries and Wages	\$ 593,397,706	\$ 591,396,257
Other Personnel Costs	16,092,984	16,022,032
Professional Fees and Services	74,510,815	70,564,216
Fuels and Lubricants	1,863,376	1,849,902
Consumable Supplies	8,170,019	8,112,231
Utilities	11,519,925	11,440,155
Travel	12,877,171	12,965,286
Rent - Building	298,604	330,777
Rent - Machine and Other	8,446,951	8,420,047
Other Operating Expense	216,102,054	209,649,667

DEPARTMENT OF AGING AND DISABILITY SERVICES
(Continued)

Client Services	3,180,938,129	3,358,179,919
Food for Persons - Wards of State	13,742,505	13,643,272
Grants	180,434,208	186,432,837
Capital Expenditures	<u>17,123,030</u>	<u>8,656,248</u>

Total, Object-of-Expense Informational Listing \$ 4,335,517,477 \$ 4,497,662,846

Estimated Allocations for Employee Benefits and Debt Service Appropriations Made Elsewhere in this Act:

Employee Benefits

Retirement	\$ 51,429,141	\$ 51,662,748
Group Insurance	179,773,119	196,454,306
Social Security	44,150,860	44,371,614
Benefits Replacement	<u>1,550,333</u>	<u>1,403,051</u>

Subtotal, Employee Benefits \$ 276,903,453 \$ 293,891,719

Debt Service

TPFA GO Bond Debt Service	\$ 14,598,317	\$ 13,734,995
Lease Payments	<u>202,278</u>	<u>119,715</u>

Subtotal, Debt Service \$ 14,800,595 \$ 13,854,710

Total, Estimated Allocations for Employee Benefits and Debt Service Appropriations Made Elsewhere in this Act \$ 291,704,048 \$ 307,746,429

1. **Performance Measure Targets.** The following is a listing of the key performance target levels for the Department of Aging and Disability Services. It is the intent of the Legislature that appropriations made by this Act be utilized in the most efficient and effective manner possible to achieve the intended mission of the Department of Aging and Disability Services. In order to achieve the objectives and service standards established by this Act, the Department of Aging and Disability Services shall make every effort to attain the following designated key performance target levels associated with each item of appropriation.

	<u>2016</u>	<u>2017</u>
A. Goal: LONG-TERM SERVICES AND SUPPORTS		
Outcome (Results/Impact):		
Average Number of Individuals Served Per Month:		
Medicaid Non-waiver Community Services and Supports	57,041	58,971
Average Number of Individuals Served Per Month: Waivers	38,837	42,160
Number of Persons Receiving Services at the End of the Fiscal Year: Waivers	40,232	43,797
A.1.1. Strategy: INTAKE, ACCESS, & ELIGIBILITY		
Output (Volume):		
Average Monthly Number of Individuals with Intellectual and Developmental Disabilities Receiving Assessment and Service Coordination Including Home and Community Based Services	35,000	35,000
A.2.1. Strategy: PRIMARY HOME CARE		
Output (Volume):		
Average Number of Individuals Served Per Month: Primary Home Care	1,372	1,413
Efficiencies:		
Average Monthly Cost Per Individual Served: Primary Home Care	981.87	979.49
A.2.2. Strategy: COMMUNITY ATTENDANT SERVICES		
Output (Volume):		
Average Number of Individuals Served Per Month: Community Attendant Services	54,468	56,320
Efficiencies:		
Average Monthly Cost Per Individual Served: Community Attendant Services	969.72	967.55
A.2.3. Strategy: DAY ACTIVITY & HEALTH SERVICES		
Output (Volume):		
Average Number of Individuals Served Per Month: Day Activity and Health Services	1,202	1,238
Efficiencies:		
Average Monthly Cost Per Individual Served: Day Activity and Health Services	546.59	530.69

DEPARTMENT OF AGING AND DISABILITY SERVICES
(Continued)

A.3.1. Strategy: HOME AND COMMUNITY-BASED SERVICES

Output (Volume):

Average Number of Individuals Served Per Month: Home and Community Based Services (HCS)	24,472	26,850
---	--------	--------

Efficiencies:

Average Monthly Cost Per Individual Served: Home and Community Based Services (HCS)	3,682.45	3,761.59
---	----------	----------

Explanatory:

Number of Individuals Receiving Services at the End of the Fiscal Year: Home and Community Based Services (HCS)	25,387	28,091
---	--------	--------

Average Number of Individuals on Interest List Per Month: Home and Community Based Services (HCS)	83,338.78	90,832.46
---	-----------	-----------

Total Number Declined Services or Found to be Ineligible for Services during the Fiscal Year: Home and Community-based Services (HCS)	223	223
---	-----	-----

Average Number on Home Community-based Services (HCS) Interest List Receiving Other DADS Services Per Month	15,328.22	15,565.45
---	-----------	-----------

A.3.2. Strategy: COMMUNITY LIVING ASSISTANCE (CLASS)

Output (Volume):

Average Number of Individuals Served Per Month: Medicaid Related Conditions Waiver (CLASS)	5,522	5,946
--	-------	-------

Efficiencies:

Average Monthly Cost Per Individual Served: Medicaid Related Conditions Waiver (CLASS)	3,724.61	3,713.96
--	----------	----------

Explanatory:

Average Number of Individuals on Interest List Per Month: Medicaid Related Conditions Waiver (CLASS)	57,412.96	61,489.7
--	-----------	----------

Number of Persons Receiving Services at the End of the Fiscal Year: Community Living Assistance & Support Services Waiver (CLASS)	5,743	6,119
---	-------	-------

Total Number Declined Services or Found to be Ineligible for Services during the Fiscal Year: Community Living Assistance and Support Services (CLASS)	530	530
--	-----	-----

Average Number on Community Living Assistance and Support Services (CLASS) Interest List Receiving Other DADS Services Per Month	13,192.97	13,192.97
--	-----------	-----------

A.3.3. Strategy: DEAF-BLIND MULTIPLE DISABILITIES

Output (Volume):

Average Number of Individuals Served Per Month: Medicaid Deaf-blind with Multiple Disabilities Waiver	268	293
---	-----	-----

Efficiencies:

Average Monthly Cost Per Individual Served: Medicaid Deaf-blind with Multiple Disabilities Waiver	4,211.48	4,199.95
---	----------	----------

Explanatory:

Average Number of Persons on Interest List Per Month: Medicaid Deaf-blind with Multiple Disabilities Waiver	278.42	212.08
---	--------	--------

Number of Persons Receiving Services at the End of the Fiscal Year: Medicaid Deaf-blind with Multiple Disabilities Waiver	280	305
---	-----	-----

Total Number Declined Services or Found to be Ineligible for Services during the Fiscal Year: Deaf-Blind Multiple Disabilities (DBMD)	111	111
---	-----	-----

Average Number on Deaf-Blind Multiple Disabilities (DBMD) Interest List Receiving Other DADS Services Per Month	205.83	209.94
---	--------	--------

A.3.4. Strategy: MEDICALLY DEPENDENT CHILDREN PGM

Output (Volume):

Average Number of Individuals Served Per Month: Medically Dependent Children Program	2,516	2,604
--	-------	-------

Efficiencies:

Average Monthly Cost Per Individual Served: Medically Dependent Children Program	1,460.93	1,455.69
--	----------	----------

Explanatory:

Average Number of Persons on Interest List Per Month: Medically Dependent Children Program	28,649.96	28,649.96
--	-----------	-----------

Number of Persons Receiving Services at the End of the Fiscal Year: Medically Dependent Children's Program	2,576	2,628
--	-------	-------

DEPARTMENT OF AGING AND DISABILITY SERVICES
(Continued)

Total Number Declined Services or Found to be Ineligible for Services Fiscal Year: Medically Dependent Children Program (MDCP)	1,800	1,800
Average Number on Medically Dependent Children Program (MDCP) Interest List Receiving Other DADS Services Per Month	2,316.1	2,316.1
A.3.5. Strategy: TEXAS HOME LIVING WAIVER		
Output (Volume):		
Average Number of Individuals Served Per Month: Texas Home Living Waiver	6,059	6,467
Efficiencies:		
Average Monthly Cost Per Individual Served: Texas Home Living Waiver	872.77	870.35
Explanatory:		
Number of Individuals Receiving Services at the End of the Fiscal Year: Texas Home Living Waiver	6,246	6,654
A.4.1. Strategy: NON-MEDICAID SERVICES		
Output (Volume):		
Average Number of Individuals Served Per Month: Non Medicaid Community Care (XX/GR)	32,985	32,985
Explanatory:		
Average Number of Individuals Receiving Non-Medicaid Community Services and Supports (XX)	18,768	18,768
Number of Individuals Receiving Services at the End of the Fiscal Year: Non Medicaid Community Care (XX/GR)	18,768	18,768
A.4.2. Strategy: ID COMMUNITY SERVICES		
Output (Volume):		
Average Monthly Number of Individuals with Intellectual and Developmental Disabilities Receiving Community Services	5,798	5,798
Efficiencies:		
Average Monthly Cost Per Individual with Intellectual and Developmental Disabilities Receiving Community Services	477.26	477.26
Explanatory:		
Number of Individuals with Intellectual and Developmental Disabilities Receiving Community Services at the End of the Fiscal Year	5,743	5,743
A.4.4. Strategy: IN-HOME AND FAMILY SUPPORT		
Output (Volume):		
Average Number of Individuals Per Month Receiving In-home Family Support (IHFS)	6,031	6,031
Efficiencies:		
Average Monthly Cost of In-home Family Support Per Individual	67.58	67.58
Explanatory:		
Number of Individuals Receiving Services at the End of the Fiscal Year: In-Home and Family Support	6,543	6,543
A.5.1. Strategy: ALL-INCLUSIVE CARE - ELDERLY (PACE)		
Output (Volume):		
Average Number of Recipients Per Month: Program for All Inclusive Care (PACE)	1,146	1,146
Efficiencies:		
Average Monthly Cost Per Recipient: Program for All Inclusive Care (PACE)	2,816.2	2,816.2
Explanatory:		
Number of Persons Receiving Services at the End of the Fiscal Year: Program of All-inclusive Care for the Elderly (PACE)	1,146	1,146
A.6.1. Strategy: NURSING FACILITY PAYMENTS		
Output (Volume):		
Average Number of Individuals Receiving Medicaid - Funded Nursing Facility Services per Month	2,897	2,897
Efficiencies:		
Net Nursing Facility Cost Per Medicaid Resident Per Month	3,585.63	3,562.09
A.6.2. Strategy: MEDICARE SKILLED NURSING FACILITY		
Output (Volume):		
Average Number of Individuals Receiving Copaid Medicaid/Medicare Nursing Facility Services Per Month	2,302	2,302

DEPARTMENT OF AGING AND DISABILITY SERVICES
(Continued)

Efficiencies:

Net Payment Per Individual for Copaid Medicaid/Medicare Nursing Facility Services Per Month	2,470.5	2,540.49
---	---------	----------

A.6.3. Strategy: HOSPICE

Output (Volume):

Average Number of Individuals Receiving Hospice Services Per Month	6,747	6,688
--	-------	-------

Efficiencies:

Average Net Payment Per Individual Per Month for Hospice	3,014.77	3,006.7
--	----------	---------

A.6.4. Strategy: PROMOTING INDEPENDENCE SERVICES

Output (Volume):

Average Number of Individuals Served Through Promoting Independence Per Month	3,002	3,002
---	-------	-------

Efficiencies:

Average Monthly Cost Per Individual Served: Promoting Independence	1,464.94	1,460.91
--	----------	----------

A.7.1. Strategy: INTERMEDIATE CARE FACILITIES - IID

Output (Volume):

Average Number of Persons in ICF/IID Medicaid Beds Per Month	5,247	5,247
--	-------	-------

Efficiencies:

Monthly Cost Per ICF/IID Medicaid Eligible Individual	4,518.79	4,517.42
---	----------	----------

A.8.1. Strategy: STATE SUPPORTED LIVING CENTERS

Output (Volume):

Average Monthly Number of State Supported Living Center Campus Residents	3,013	2,795
--	-------	-------

Number of Unfounded Abuse/Neglect/Exploitation Allegations Against State Supported Living Center Staff as Reported By Victims	595	595
---	-----	-----

Number of Confirmed Abuse/Neglect/Exploitation Incidents at State Supported Living Centers	389	389
--	-----	-----

Efficiencies:

Average Monthly Cost Per State Supported Living Center or State Center Resident	18,828.42	20,295.98
---	-----------	-----------

B. Goal: REGULATION, CERTIFICATION, OUTREACH

Outcome (Results/Impact):

Percent of Facilities Complying with Standards at Time of Inspection for Licensure and/or Medicare/Medicaid Certification	39.05%	39.03%
---	--------	--------

B.1.1. Strategy: FACILITY/COMMUNITY-BASED REGULATION

Output (Volume):

Total Dollar Amount Collected from Fines	3,314,139	3,314,139
--	-----------	-----------

B.1.2. Strategy: CREDENTIALING/CERTIFICATION

Output (Volume):

Number of Licenses Issued or Renewed Per Year: Nursing Facility Administrators	1,161	1,127
--	-------	-------

2. **Capital Budget.** None of the funds appropriated above may be expended for capital budget items except as listed below. The amounts shown below shall be expended only for the purposes shown and are not available for expenditure for other purposes. Amounts appropriated above and identified in this provision as appropriations either for "Lease Payments to the Master Lease Purchase Program" or for items with an "(MLPP)" notation shall be expended only for the purpose of making lease-purchase payments to the Texas Public Finance Authority pursuant to the provisions of Government Code §1232.103.

	2016	2017
a. Repair or Rehabilitation of Buildings and Facilities		
(1) Repairs and Renovations	\$ 9,907,342	\$ 352,185
b. Acquisition of Information Resource Technologies		
(1) Lease of Personal Computers	3,965,874	3,965,874
(2) Software Licenses	2,226,915	2,226,915
(3) Messaging and Collaboration	1,605,939	1,605,939
(4) Imaging\Digitizing paper records at SSLCs for Electronic Health Records	944,890	944,890

DEPARTMENT OF AGING AND DISABILITY SERVICES
(Continued)

(5) Infrastructure Maintenance at SSLCs to support Electronic Health Records	500,000	500,000
(6) Additional Computers for State Supported Living Centers	525,000	525,000
(7) Statewide Video Conferencing for State Supported Living Centers	259,000	259,000
(8) Regulatory Services System Automation Modernization	2,128,902	2,128,902
(9) BIP-Secure Web Portal	206,707	206,707
(10) BIP-IDD Comprehensive Assessment Instrument	1,000,000	1,000,000
(11) Implement Information Security Improvements & Application Provisioning Enhancements	1,297,191	1,297,191
(12) Acquisition and Implementation of Electronic Scheduling System for State Supported Living Centers (SSLCs)	946,116	946,116
(13) Build Electronic Interface to share data among ADRCs, AAAs and LAs	750,000	750,000
(14) Application Remediation for Data Center Consolidation	300,000	300,000
(15) Cybersecurity Advancement	450,000	450,000
Total, Acquisition of Information Resource Technologies	<u>\$ 17,106,534</u>	<u>\$ 17,106,534</u>
c. Transportation Items		
(1) Vehicles Replacement for State Supported Living Centers	1,509,963	1,509,962
d. Acquisition of Capital Equipment and Items		
(1) Replacement of Furniture and Equipment at State Supported Living Centers	3,457,000	3,457,000
(2) Regional Laundry Equipment	1,552,243	UB
Total, Acquisition of Capital Equipment and Items	<u>\$ 5,009,243</u>	<u>\$ 3,457,000</u>
e. Other Lease Payments to the Master Lease Purchase Program (MLPP)		
(1) Payment of MLPP - Utility Savings or Energy Conservation	2,480,399	2,462,686
(2) Payment for MLPP for Transportation Items for State Supported Living Centers	228,336	228,336
Total, Other Lease Payments to the Master Lease Purchase Program (MLPP)	<u>\$ 2,708,735</u>	<u>\$ 2,691,022</u>
f. Data Center Consolidation		
(1) Data Center Consolidation	<u>7,827,987</u>	<u>9,218,023</u>
Total, Capital Budget	<u>\$ 44,069,804</u>	<u>\$ 34,334,726</u>
Method of Financing (Capital Budget):		
<u>General Revenue Fund</u>		
General Revenue Fund	\$ 19,367,851	\$ 8,249,677
GR Match for Medicaid	6,305,846	6,855,686
GR Certified as Match for Medicaid	4,235,379	4,346,888
Subtotal, General Revenue Fund	<u>\$ 29,909,076</u>	<u>\$ 19,452,251</u>
GR Dedicated - Texas Capital Trust Fund Account No. 543	289,802	289,802
Federal Funds	13,481,762	14,196,174
<u>Other Funds</u>		
Appropriated Receipts	3,023	3,023
Interagency Contracts	20,419	21,254
ID Collections for Patient Support and Maintenance	348,027	354,144

DEPARTMENT OF AGING AND DISABILITY SERVICES
(Continued)

ID Appropriated Receipts	17,695	18,078
Subtotal, Other Funds	\$ 389,164	\$ 396,499
 Total, Method of Financing	 \$ 44,069,804	 \$ 34,334,726

3. **Appropriation of Local Funds.** All funds received by the department from counties, cities, and from any other local source and all balances from such sources as of August 31, 2015, are hereby appropriated for the biennium ending August 31, 2017, for the purpose of carrying out the provisions of this Act.

4. **Appropriations Limited to Revenue Collections.** It is the intent of the Legislature that fees, fines, and other miscellaneous revenues as authorized and generated by the agency cover, at a minimum, the cost of the appropriations made above for the Nursing Facility Administrator program in Strategy B.1.2, Credentialing/Certification, and the Home Health and Community Support Services Agencies program in Strategy B.1.1, Facility & Community-Based Regulation, as well as the "other direct and indirect costs" associated with this program, appropriated elsewhere in this Act. Direct costs for the Nursing Facility Administrator program are estimated to be \$475,936 for fiscal year 2016 and \$475,936 for fiscal year 2017. Direct costs for the Home and Community Support Services Agencies program are estimated to be \$4,309,850 for fiscal year 2016 and \$4,674,974 for fiscal year 2017. "Other direct and indirect costs" for the Nursing Facility Administrator program are estimated to be \$159,480 for fiscal year 2016 and \$166,717 for fiscal year 2017. "Other direct and indirect costs" for the Home and Community Support Services Agencies program are estimated to be \$2,578,280 for fiscal year 2016 and \$2,690,766 for fiscal year 2017. In the event that actual and/or projected revenue collections are insufficient to offset the costs identified by this provision, the Legislative Budget Board may direct that the Comptroller of Public Accounts reduce the appropriation authority provided above to be within the amount of revenue expected to be available.

5. **Accounting of Support Costs.** The Comptroller of Public Accounts shall establish separate accounts from which certain support costs shall be paid. The Department of Aging and Disability Services is hereby authorized to make transfers into these separate accounts from line item strategies in order to pay for these expenses in an efficient and effective manner. Only costs not directly attributable to a single program may be budgeted in or paid from these accounts. Items to be budgeted in and paid from these accounts include, but are not limited to: postage, occupancy costs, equipment repair, telephones, office printing costs, supplies, freight and transport costs, telephone system costs, and salary and travel costs of staff whose function supports several programs. The department shall be responsible for quarterly allocations of these costs to the original strategies.

6. **Fund Transfers for Funds Consolidation.** For the purpose of funds consolidation, federal and other funds may be transferred into the General Revenue Fund from the Department of Aging and Disability Services Fund No. 117. The initial deposit of federal funds shall be made into Fund No. 117 and no direct expenditures shall be made from this fund.

7. **Limitation: Medicaid Transfer Authority.** Notwithstanding Article IX, Section 14.01 and the Special Provisions Relating to All Health and Human Services Agencies, Section 10, funds appropriated by this Act to the Department of Aging and Disability Services (DADS) for the following Medicaid strategies shall be governed by the specific limitations included in this provision.
 - a. **Limitations on Transfers.**
 - (1) **Community Care Waivers and Other Medicaid Non-Entitlement Services.**
Transfers may not be made between appropriation items listed in this subsection, from appropriation items listed in this subsection to appropriation items not listed in this subsection, or to appropriation items in this subsection from appropriation items not listed in this subsection without prior written approval from the Legislative Budget Board and the Governor. Any transfer approval requests shall be submitted pursuant to subsection (c) of this provision.
 - A.3.1. Home and Community-based Services (HCS)
 - A.3.2. Community Living Assistance and Support Services (CLASS)
 - A.3.3. Deaf-Blind Multiple Disabilities (DBMD)
 - A.3.4. Medically Dependent Children Program (MDCP)
 - A.3.5. Texas Home Living Waiver

DEPARTMENT OF AGING AND DISABILITY SERVICES

(Continued)

A.5.1. Program of All-inclusive Care for the Elderly (PACE)

A.6.4. Promoting Independence Services

A.8.1. State Supported Living Centers

- (2) **Medicaid Entitlement Services.** Transfers may be made between appropriation items listed in this subsection. Transfers may not be made from appropriation items listed in this subsection to appropriation items not listed in this subsection or to appropriation items listed in this subsection from appropriation items not listed in this subsection without prior written approval from the Legislative Budget Board and the Governor. DADS shall provide notification of all transfers pursuant to subsection (b) of this provision, and any transfer approval requests shall be submitted pursuant to subsection (c) of this provision.

A.2.1. Primary Home Care

A.2.2. Community Attendant Services (formerly Frail Elderly)

A.2.3. Day Activity and Health Services (DAHS)

A.6.1. Nursing Facility Payments

A.6.2. Medicare Skilled Nursing Facility

A.6.3. Hospice

A.7.1. Intermediate Care Facilities- Individuals with Intellectual Disabilities (ICF/IID)

- b. **Notification Regarding Transfers that Do not Require Approval.** Authority granted by this provision to transfer funds is contingent upon a written notification from DADS to the Legislative Budget Board and the Governor at least 30 days prior to the transfer, which includes the following information:
- (1) a detailed explanation of the purpose(s) of the transfer and whether the expenditure will be one-time or ongoing;
 - (2) the name of the originating and receiving strategies and the method of financing and FTEs for each strategy by fiscal year;
 - (3) an estimate of performance levels and, where relevant, a comparison to targets included in this Act for both the originating and the receiving strategies; and
 - (4) the capital budget impact.
- c. **Requests for Transfers that Require Approval.** To request a transfer, DADS shall submit in a timely manner a written request to the Legislative Budget Board and the Governor. At the same time, the agency shall provide a copy of the request to the Comptroller of Public Accounts. The request shall include the following information:
- (1) a detailed explanation of the purpose(s) of the transfer and whether the expenditure will be one-time or ongoing;
 - (2) the name of the originating and receiving strategies and the method of financing and FTEs for each strategy by fiscal year;
 - (3) an estimate of performance levels and, where relevant, a comparison to targets included in this Act for both the originating and the receiving strategies; and
 - (4) the capital budget impact.

The transfer request shall be considered to be disapproved unless the Legislative Budget Board or the Governor issue a written approval within 30 business days of the date on which the staff of the Legislative Budget Board concludes its review of the transfer request and forwards its review to the Chair of the House Appropriations Committee, Chair of the Senate Finance Committee, Speaker of the House, and Lieutenant Governor. Any requests for additional information made by the Legislative Budget Board shall interrupt the counting of the 30 business days.

DEPARTMENT OF AGING AND DISABILITY SERVICES

(Continued)

- d. **Cost Pools.** Notwithstanding the above limitations, transfers may be made from the appropriation items in section (a) to separate accounts authorized by agency rider and established by the State Comptroller for payment of certain support costs not directly attributable to a single program.
- e. **Cash Management.** Notwithstanding the above limitations, DADS may temporarily utilize funds appropriated to the strategies listed in section (a) for cash flow purposes. All funding used in this manner shall be promptly returned to the originating strategy. This authorization is subject to limitations established by the Comptroller of Public Accounts.

The Comptroller of Public Accounts shall not allow the transfer of funds authorized by any of the above subsections if the Legislative Budget Board provides notification to the Comptroller of Public Accounts that the requirements of this provision have not been satisfied.

8. Other Reporting Requirements.

- a. **Federal Reports.** The Department of Aging and Disability Services shall submit the following information to the Legislative Budget Board and the Governor no later than the date the respective report is submitted to the federal government:
 - (1) Notification of proposed State Plan amendments or waivers for strategies in Goal A, Long-term Services and Supports and any other federal grant requiring a state plan. State Plan amendments and waiver submission shall also be provided to the Senate Health and Human Services, House Human Services, and House Public Health committees.
 - (2) A copy of each report or petition submitted to the federal government relating to Goal A, Long-term Care Services and Supports.
- b. **Federal Issues.** The Department of Aging and Disability Services shall notify the Legislative Budget Board and the Governor on a timely basis about emerging issues that could result in the loss of more than \$1 million in federal revenue assumed in the General Appropriations Act.
- c. **Monthly Financial Reports.** The Department of Aging and Disability Services shall submit the following information to the Legislative Budget Board and the Governor on a monthly basis:
 - (1) Information on appropriated, budgeted, expended, and projected funds, by strategy and method of finance.
 - (2) Information on appropriated, budgeted, expended, and projected revenues including Earned Federal Funds.
 - (3) Collections, expenditures, and balances for revenues generated by the department as of the last day of the prior month.
 - (4) Narrative explanations of significant budget adjustments, ongoing budget issues, and other items as appropriate.
 - (5) Any other information requested by the Legislative Budget Board or the Governor.

The monthly financial reports shall be prepared in a format specified by the Legislative Budget Board.

- 9. **Pediatric Care in Nursing Facilities.** When using funds appropriated above in addition to consideration of expense in determining the appropriate placement for children who currently receive care in nursing facilities, the department shall, within the requirements of state and federal law, consider the requests of parents concerning either a continued stay in a nursing facility providing skilled pediatric care or an alternate placement.

DEPARTMENT OF AGING AND DISABILITY SERVICES
(Continued)

10. Appropriation Transfer between Fiscal Years. In addition to the transfer authority provided elsewhere in this Act, the Department of Aging and Disability Services (DADS) may transfer appropriations made for the fiscal year ending August 31, 2017 to the fiscal year ending August 31, 2016, subject to the following conditions provided by this section:

- a. Transfers under this section may be made only:
 - (1) if costs associated with providing Long Term Care Medicaid services exceed the funds appropriated for these services for fiscal year 2016, or
 - (2) for any other emergency expenditure requirements, including expenditures necessitated by public calamity, or
 - (3) if appropriated receipts generated through the intellectual disability related programs required to fund appropriations contained in this Act for fiscal year 2016 are less than those contained in the method of finance for the department for fiscal year 2016.
- b. Transfers may not exceed \$50,000,000 in General Revenue.
- c. A transfer authorized by this section must receive the prior written approval of the Governor and the Legislative Budget Board. The request must be received by August 31, 2016.

Additional information requested by the Legislative Budget Board or the Governor should be provided in a timely manner. The request and information provided subsequently shall be prepared in a format specified by the Legislative Budget Board.

The request shall be considered to be approved unless the Legislative Budget Board or the Governor issues a written disapproval within 15 business days of the date on which the staff of the Legislative Budget Board concludes its review of the proposal to transfer the funds and forwards its review to the Chair of the House Appropriations Committee, Chair of the Senate Finance Committee, Speaker of the House, and Lieutenant Governor. Any requests for additional information made by the Legislative Budget Board shall interrupt the counting of the 15 business days.

- d. The Comptroller of Public Accounts shall cooperate as necessary to assist the completion of a transfer and spending made under this section.
- e. DADS is authorized to make a one-time adjustment to transfers made under this section if funds moved from fiscal year 2017 exceed the amount needed in fiscal year 2016 and contingent on providing prior notification to the Legislative Budget Board, the Comptroller of Public Accounts and the Governor by October 31, 2016.
- f. A one-time adjustment as described in section (e) may occur after October 31, 2016 only upon prior written approval by the Governor and the Legislative Budget Board. At the same time, the agency shall provide a copy of the request to the Comptroller of Public Accounts. Additional information requested by the Legislative Budget Board or the Governor should be provided in a timely manner. The request and information provided subsequently shall be prepared in a format specified by the Legislative Budget Board.

11. Reimbursement of Advisory Committees. Pursuant to Government Code §2110.004, reimbursement of expenses for advisory committee members, out of funds appropriated above, not to exceed \$8,000 per fiscal year is limited to the following advisory committee:

Nursing Facility Administrators Advisory Committee

To the maximum extent possible, the department shall encourage the use of videoconferencing and teleconferencing and shall schedule meetings and locations to facilitate the travel of participants so that they may return the same day and reduce the need to reimburse members for overnight stays.

12. State Supported Living Centers: Proportionality of Funds. Pursuant to Article IX, Sec 6.08, Benefits Paid Proportional by Fund, payment for salaries, wages, and benefits for ICF/IID state supported living center employees shall be proportional to the source of funds. The department shall develop a plan for the 2016-17 biennium which identifies the appropriate portion of state and federal funds for salaries, wages, and benefits for ICF/IID state supported living center employees.

DEPARTMENT OF AGING AND DISABILITY SERVICES
(Continued)

This plan is subject to review by the Comptroller of Public Accounts and the Legislative Budget Board and shall be certified by the Chief Financial Officer of the department by October 1, 2015 prior to submission to the Legislative Budget Board.

The Department of Aging and Disability Services shall report quarterly to the Legislative Budget Board and the Governor on the distribution of ICF/IID state supported living center revenues to other state agencies. This report shall be submitted no later than 25 days after the close of each quarter. The format and content of the report shall be prescribed by the Legislative Budget Board.

- 13. Unexpended Balances: ICF/IID Standards.** Except as otherwise provided, unexpended and unobligated balances, not to exceed \$5 million in General Revenue, remaining from appropriations for the first year of the biennium to the Department of Aging and Disability Services are appropriated to the department for the purpose of complying with Intermediate Care Facilities for Individuals with Intellectual Disabilities (ICF-IID) standards dealing with residential, non-residential, and community based intellectual disability services. This paragraph does not apply to those unexpended and unobligated balances remaining from appropriations for the first year of the biennium that the department is authorized by this Act to retain for specific purposes in the second year of the biennium. The department shall notify the Legislative Budget Board and the Governor as to when the appropriation originated, why it is not needed, and how it will be used prior to budgeting and expending these balances.
- 14. Disposition of Construction Appropriation Related to Intellectual Disability.** Construction appropriations made above may be used to pay salaries and travel expenses of department engineers and architects employed by health and human services agencies listed in Chapter 531, Government Code, and administrative expenses of construction projects (but shall not exceed \$300,000 in a fiscal year that are paid out of G.O. Bonds); architect's and engineer's fees; and the actual travel expenses incurred by them or their representatives in making trips of inspection at the discretion of the department during construction, renovation, or repair of buildings and systems or the installation of fixed equipment. Job titles and rates of pay for such salaried positions of department personnel paid from construction appropriations shall conform with the Position Classification Plan and Classification Salary Schedule.
- 15. Nursing Facility Beds for Medicaid Eligible Veterans.** Contingent upon a request from the Texas Veterans Land Board, it is the intent of the Legislature that the Department of Aging and Disability Services maintain a program for Medicaid-eligible veterans that will enable individuals to be placed in State Veterans Homes if they so choose. It is further the intent of the Legislature that the department ensure the creation of sufficient certified beds to accommodate the requirements of such a program.
- 16. Appropriation and Unexpended Balances: Affordable Housing for the Elderly.** General Revenue Funds appropriated above include fees collected pursuant to §394.902, Local Government Code, and §101.022, Human Resources Code, as amended, for the purpose of promoting affordable housing for the elderly (\$454,000 for the biennium).

Any unexpended balances in fees collected to promote affordable housing for the elderly for the fiscal year ending August 31, 2016, may be carried forward into fiscal year 2017, and such balances are hereby appropriated.

In the event that actual and/or projected revenue collections are insufficient to offset the costs identified by this provision, the Legislative Budget Board may direct that the Comptroller of Public Accounts reduce the appropriation authority provided above to be within the amount of revenue expected to be available.
- 17. Reimbursement of Advisory Council Members.** Pursuant to Human Resources Code §161.027, reimbursement of travel expenses for Aging and Disability Services Council members, out of funds appropriated above, is hereby authorized such that the sum total of all reimbursements for members of the council shall not exceed \$10,825 per fiscal year, at the rates specified in the general provisions of this Act.
- 18. Appropriation: License Plate Trust Fund No. 0802.** Included in funds appropriated above in Strategy A.4.2, ID Community Services, is \$6,000 for the biennium in revenue generated from the sale of specialized "Special Olympics Texas" license plates and collected in License Plate Trust Fund No. 0802 during the 2016-17 biennium. It is the intent of the Legislature that these funds be expended for costs associated with training and with area and regional competitions of the Special Olympics Texas.

DEPARTMENT OF AGING AND DISABILITY SERVICES

(Continued)

- 19. Revolving Fund Services: Canteen Services and Sheltered Workshops.** Out of funds appropriated above in Strategy A.8.1, State Supported Living Centers, \$2,724,957 per fiscal year in General Revenue shall be allocated for the operation of canteen and sheltered workshops. In addition, DADS may also utilize agency-generated collections from Revenue Object Code 3767 Supplies/Equipment/Services - Federal/Other (estimated to be \$82,160 per fiscal year) and which are appropriated above as ID Revolving Fund Receipts (Other Funds) for the operation of canteen and sheltered workshops. The department shall provide information on related revenues, balances, contracts and profits to the Legislative Budget Board, Governor and Comptroller of Public Accounts. These revenues, expenditures and balances shall be reported and included in agency Operating Budgets, Legislative Appropriation Requests, and Annual Financial Reports. The timetable, format and content for additional monthly reports related to canteen operations and sheltered workshops shall be prescribed by the Legislative Budget Board.
- 20. Guardianship Services.** Out of the funds appropriated above, the Department of Aging and Disability Services shall pay guardianship program caseworkers, supervisors and directors an amount not to exceed \$50 per month for work-related use of personal cellular telephones.
- 21. Cost Comparison Report.** Out of funds appropriated above, the Department of Aging and Disability Services (DADS) shall develop a report for the Legislature analyzing state and federally funded residential and nonresidential services in Home and Community-based Services (HCS), Texas Home Living, and Intermediate Care Facilities for Individuals with Intellectual Disabilities and Related Conditions (ICF-IID/RC).
- a. The report shall include the following:
- (1) the monthly average cost to the state per person for individuals residing in state-operated and non-state operated ICF-IID/RC, HCS waiver program, and Texas Home Living waiver program by Level of Need (LON), and facility size (private ICF-IID only);
 - (2) a comparison of severity across settings; and,
 - (3) the total number of persons, by LON, who transitioned from state-operated ICF-IID/RC to the HCS residential waiver program for the previous biennium, and their average monthly cost of service in the HCS waiver program.
- b. With respect to the cost to the state per person residing in a state operated ICF-IID/RC facility, the department shall include all costs, such as Statewide Indirect Cost Allocation Plan (SWICAP), Departmental Indirect Cost Allocation Plan (DICAP), maintenance and construction costs, employee benefit costs and other federally allowable administrative, medical and overhead costs. With respect to the cost to the state per person in state-operated ICF-IID/RC facilities, non-state operated ICF-IID/RC facilities, and the HCS and Texas Home Living waivers, the department shall include all Medicaid costs including acute care costs that are not included in the waiver rate for those programs and all costs to administer and license those programs. For state-operated ICF-IID/RC facilities, the average monthly administrative and overhead costs shall be reported separately from the average monthly client care costs. The department shall identify the types of costs included in each category.
- c. Cost for waiver recipients will cover the time a person enrolled in the waiver through the time they are terminated from waiver services. The cost for ICF-IID services will cover the time a person is admitted to the facility to the time of discharge unless the person is admitted to an ICF-IID or waiver within 60 days of discharge. In that case the Medicaid costs incurred during discharge will be counted toward the ICF-IID costs.

The report shall be submitted to the Eighty-fourth Legislature no later than August 31, 2016.

22. Appropriation: Quality Assurance Fees.

- a. Informational Item. Appropriations from General Revenue Dedicated - Quality Assurance Account No. 5080 in this Act total \$70,000,000 in each fiscal year in Strategy A.7.1, ICF/IID for intellectual disability services. Estimated amounts of \$42,895 in fiscal year 2016 and \$42,895 in fiscal year 2017 are appropriated elsewhere in this Act for employee benefits of employees of community-based intermediate care facilities for individuals with

DEPARTMENT OF AGING AND DISABILITY SERVICES

(Continued)

intellectual disabilities also known as bond homes, that are operated by the Department of Aging and Disability Services. Pursuant to Article IX, Sec. 6.08, Benefits Paid Proportional by Fund, benefits for bond home employees reflect the proportion by fund type as used for salaries.

- b. **Appropriation Limitation.** Contingent upon written approval of the Legislative Budget Board and the Governor, the Department of Aging and Disability Services is appropriated revenue generated in General Revenue Dedicated - Quality Assurance Account No. 5080 in excess of the amounts identified in the Comptroller of Public Account's Biennial Revenue Estimate.

To request authorization to expend available General Revenue Dedicated - Quality Assurance Account No. 5080, the department shall submit in a timely manner a written request to the Legislative Budget Board, the Governor, and the Comptroller of Public Accounts. The request shall include a plan that includes the purposes for which the funds will be used, the amounts that will be budgeted for each purpose, and the specific amount of any rate increase that will be given. The plan shall be submitted in a format specified by the Legislative Budget Board.

The request shall be considered to be approved unless the Legislative Budget Board or the Governor issue a written disapproval within 30 business days of the date on which the staff of the Legislative Budget Board concludes its review of the proposal to expend the funds and forwards the review to the Chair of the House Appropriations Committee, Chair of the Senate Finance Committee, Speaker of the House, and Lieutenant Governor. Any requests for additional information made by the Legislative Budget Board shall interrupt the counting of the 30 business days.

The Comptroller of Public Accounts shall not allow the expenditure of Quality Assurance Fee revenue generated above the amounts identified in the Comptroller of Public Account's Biennial Revenue Estimate if the Legislative Budget Board provides notification to the Comptroller of Public Accounts that a written disapproval has been issued or the requirements of this provision have not been satisfied.

23. **Expenditure of Settlement Funds.** The Department of Aging and Disability Services shall notify the Governor and the Legislative Budget Board 30 days prior to expenditure of any settlement funds (General Revenue) during fiscal years 2016 and 2017. The department shall provide a detailed plan outlining the expenditure of the settlement funds in a format approved by the Legislative Budget Board.

Settlement funds may include, but are not limited to, the difference between allowable costs and the reimbursement paid under the interim rate, including applied income.

24. **Behavioral Support Specialists in Educational Settings.** Out of funds appropriated above in Strategy A.8.1. State Supported Living Centers, Mexia State Supported Living Center shall provide behavioral support specialists to assist the alleged offender residents with any specialized educational needs.

25. **Appropriation: Medicaid Estate Recovery.** Funds deposited to the credit of Medicaid Estate Recovery (General Revenue - Dedicated Account No. 5109) above the Biennial Revenue Estimate are hereby appropriated to the Department of Aging and Disability Services for community-based care to individuals who are on a waiting or interest list.

This appropriation is contingent upon the department submitting a plan which details the number of clients to be served, estimated expenditures by method of financing by year, as well as any other information requested by the Legislative Budget Board. The plan shall be submitted to the Legislative Budget Board, the Governor, and the Comptroller of Public Accounts 30 days prior to any expenditure of the funds.

26. **Unexpended Balances Bond Proceeds.** Included in the amounts appropriated above are unexpended and unobligated balances of general obligation bond proceeds for projects that have been approved under the provisions of Article IX, Section 17.11 of Senate Bill 1, Eighty-first Legislature, Regular Session, 2009, remaining as of August 31, 2015 (estimated to be \$0), for the Department of Aging and Disability Services for the 2016-17 biennium in Strategy A.9.1, Capital Repairs and Renovations.

DEPARTMENT OF AGING AND DISABILITY SERVICES
(Continued)

Any unexpended balances in General Obligation Bond Proceeds described herein and remaining as of August 31, 2016, are hereby appropriated for the same purposes for the fiscal year beginning September 1, 2016.

27. Interest List Reduction. Notwithstanding any other provision in this Act, out of funds appropriated above the Department of Aging and Disability Services is directed to consider factors such as length of time on the interest list, size of interest list, demographics, average cost, and crisis stabilization in providing services to interest list clients on a program-specific basis.

28. State Supported Living Center Oversight.

a. **Department of Justice Settlement Agreement.**

Not later than August 31, 2016 and August 31, 2017, the Department of Aging and Disability Services shall provide a status report on achieving compliance with the Department of Justice Settlement Agreement to the Legislative Budget Board, the Office of the Governor, and the permanent standing committees in the House of Representatives and the Senate with jurisdiction over health and human services. The report shall identify completed actions contained in the plan required under subsection (a)(1) of agency Rider 36 in the 2014-15 General Appropriations Act and any changes in the timeline of projected completion for remaining actions.

b. **Cost Reporting.**

- (1) The Department of Aging and Disability Services shall provide actual monthly expenditure data by state supported living center to the Legislative Budget Board, on a quarterly basis, and in a format approved by the Legislative Budget Board.
- (2) On a quarterly basis the Department of Aging and Disability Services shall provide data on cost reductions that have occurred as a result of reductions in the State Supported Living Center system census in areas including but not limited to staffing and employee benefits, acute care/prescription drugs, and resident support (dietary, laundry, transportation, and maintenance services) and data on the impact of the declining census on collection of Quality Assurance Fee revenue.

c. **Staffing.**

- (1) On a quarterly basis, the Department of Aging and Disability Services shall provide a quarterly staffing report to the Legislative Budget Board, the Office of the Governor, and the permanent standing committees in the House of Representatives and the Senate with jurisdiction over health and human services that includes data on turnover, fill rates, and use of contractors by state supported living center and position type, initiatives undertaken during the reporting period to improve staff recruitment and retention, resources expended on the initiatives, and outcomes quantifying the impact of the initiatives.
- (2) Not later than August 31, 2016, the Department of Aging and Disability Services shall provide a report to the Legislative Budget Board, the Office of the Governor, and the permanent standing committees in the House of Representatives and the Senate with jurisdiction over health and human services that analyzes data regarding the reasons for staff turnover at state supported living centers, identifies patterns in turnover, and makes recommendations for specific interventions to address identified concerns. The report shall include analysis on the fiscal and policy impact of establishing a career ladder at state supported living centers for certain positions.

d. **State Supported Living Center Expenditures.**

By December 31, 2015, the Department of Aging and Disability Services shall provide a plan to the Legislative Budget Board and the Governor demonstrating how the agency will manage the expenditures in Strategy A.8.1, State Supported Living Centers, to remain within appropriated levels.

29. Promoting Community Services for Children. To facilitate transitions of children (under the age of 22) who reside in intermediate care facilities for the intellectually disabled to families when requested by a parent/guardian, the department may request approval through Rider 9, Pediatric

DEPARTMENT OF AGING AND DISABILITY SERVICES

(Continued)

Care in Nursing Facilities, provisions to transfer funding from Strategy A.7.1, Intermediate Care Facilities - IID, to other Medicaid strategies that provide appropriate services in community settings. In order to maintain cost-neutrality, the Executive Commissioner may develop rules in accordance with all applicable laws that would allow decertification of ICF/IID beds to offset the additional costs incurred in the community.

- 30. Sunset Contingency.**⁴ Pursuant to Government Code Chapter 325, the Department of Aging and Disability Services was the subject of review by the Sunset Advisory Commission and a report pertaining to the Department of Aging and Disability Services was delivered to the Eighty-fourth Legislature. Government Code 325.015 provides that the legislature may by law continue the Department of Aging and Disability Services for up to 12 years, if such a law is passed before the sunset date for the Department of Aging and Disability Services.

- 1) Funds appropriated above are contingent on such action continuing the Department of Aging and Disability Services by the Eighty-fourth Legislature.
- 2) In the event that the legislature does not choose to continue the agency, the funds appropriated for fiscal year 2016, or as much thereof as may be necessary, are to be used to provide for the phase out of agency operations or to address the disposition of agency programs and operations as provided by the legislation.

- 31. Informational Listing: Expansion of Community-based Services.** Appropriations made above in this Act related to expansion of community-based services include:

- a. Appropriations for the Promoting Independence Initiative include \$29,736,677 in General Revenue Funds (\$81,820,439 in All Funds) for the following additional waiver slots:
 - (1) 500 Home and Community-based Services (HCS) slots for persons moving out of large and medium Intermediate Care Facilities for Individuals with Intellectual Disabilities;
 - (2) 216 HCS slots for children aging out of foster care;
 - (3) 400 HCS slots to prevent institutionalization/crisis;
 - (4) 120 HCS slots for persons moving out of State Hospitals; and
 - (5) 25 HCS slots for children moving out of Department of Family and Protective Services general residential operations.
- b. Appropriations for the purpose of reducing interest lists include \$51,134,419 in General Revenue Funds (\$122,192,763 in All Funds) for the following additional waiver slots:
 - (1) 104 Medically Dependent Children's Program slots;
 - (2) 752 Community Living and Support Services slots;
 - (3) 2,134 HCS slots; and
 - (4) 50 Deaf-Blind Multiple Disabilities slots.
- c. Appropriations for the purpose of complying with federal Preadmission Screening and Resident Review requirements include \$29,140,339 in General Revenue Funds (\$84,541,298 in All Funds) for the following additional waiver slots:
 - (1) 700 HCS slots for persons with intellectual and developmental disabilities (IDD) moving from nursing facilities; and
 - (2) 600 HCS slots for persons with IDD diverted from nursing facility admission.
- d. All waiver slots identified in subsections (a), (b), and (c) are end-of-year targets for fiscal year 2017. Appropriations assume equal rollout throughout the 2016-17 biennium except for subsection (b)(3) where appropriations assume enrollment of 711 persons by the end of fiscal year 2016 with the remainder enrolled in fiscal year 2017. The Department of Aging and Disability Services (DADS) shall take any action necessary to ensure that persons are enrolled in waiver services as intended by appropriations and shall provide a plan for achieving this goal. The plan shall be submitted by September 1, 2015, and progress reports related to achieving enrollment goals shall be submitted on March 1, 2016; September 1, 2016; and March 1, 2017. Each progress report shall identify the number of persons enrolled in each type of slot and for each purpose identified in subsections (a), (b), and (c); planned enrollment for the remainder of the 2016-17 biennium; any issues with enrollment identified by the agency; and how the agency plans to address those issues to achieve the targets by the end of fiscal year 2017. The plan and subsequent progress reports shall be submitted to the Legislative Budget Board, the Governor, the Senate Finance Committee, and the House Appropriations Committee.

DEPARTMENT OF AGING AND DISABILITY SERVICES
(Continued)

- 32. Reimbursement for Sprinkler Systems in Home and Community-based Services.** Out of General Revenue Funds appropriated above in strategy A.9.1, Capital Repairs and Renovations, for fiscal year 2016, the Department of Aging and Disability Services (Department) may expend up to \$2,951,152 for the biennium, plus any associated federal matching funds, solely to reimburse providers for up to 50 percent of the cost of installation of a fire suppression (sprinkler) system in an eligible four-bed home serving individuals enrolled in the Home and Community-based Services waiver. The total cost of sprinkler system reimbursement may not exceed \$10,000 per home. The Department may only reimburse providers who provide the Department with installation documentation, including documentation of the cost to the provider for the installation, and the Department must confirm installation. The Department may reimburse homes for sprinkler systems installed after September 1, 2012, for so long as funds are available, and may choose to establish a deadline by which claims must be submitted. Any funds remaining on August 31, 2016 may be expended for the same purpose in fiscal year 2017.
- 33. Life Safety Repairs at SSLCs.** Out of General Revenue Funds appropriated above in Strategy A.9.1, Capital Repairs and Renovations, \$9,555,157 shall be used to make repairs related to Life Safety Code compliance at State Supported Living Centers (SSLCs).
- 34. Services Under a 1915(c) Waiver.** It is the intent of the Legislature that, from the funds appropriated above, the Department of Aging and Disability Services shall provide services under a Section 1915(c) waiver program, other than a nursing facility waiver program to an individual, 21 years and younger, leaving a nursing facility if the individual:
- a. meets the eligibility requirements for that Section 1915(c) waiver program; and
 - b. in order to leave the nursing facility, requires services that are available only under that Section 1915(c) waiver program.
- 35. Services Under HCS Waiver Program.** It is the intent of the Legislature that, from the funds appropriated above, if an individual 21 years and younger, seeking to leave an intermediate care facility for individuals with intellectual disabilities, has been offered services under the Home and Community-based Services waiver program, the Department of Aging and Disability Services may provide services to the individual under another Section 1915(c) waiver program if the individual leaving the facility:
- a. is determined to be ineligible for the services provided under the HCS waiver program; and
 - b. meets the eligibility requirements for and needs services provided under another Section 1915(c) waiver program.
- 36. Fees for Community Services at State Supported Living Centers (SSLCs).** The Department of Aging and Disability Services (DADS) is authorized to expend agency-generated collections from Revenue Object Code 3767, collected pursuant to the provision of medical, behavioral, and other SSLC services to community members who meet certain eligibility requirements, and which are included in the amounts above as \$242,500 (estimated) in General Revenue Funds in fiscal year 2016 and \$242,500 (estimated) in General Revenue Funds in fiscal year 2017 for the provision of those services to community members. In the event actual collections are less than these amounts, General Revenue Funds are not construed to make up the difference. In the event actual collections are greater than these amounts, DADS is authorized to expend the funds.
- 37. Nursing Home Program Provisions.**
- a. **Tending Home Income Eligibility Cap.** It is the intent of the Legislature that the income eligibility cap for nursing home care shall be maintained at the federal maximum level of 300 percent of Supplemental Security Income (SSI).
 - b. **Nursing Home Bed Capacity Planning.** It is the intent of the Legislature that the department shall control the number of Medicaid beds, and decertify unused Medicaid beds, and reallocate some or all of the decertified Medicaid beds, taking into account a facility's occupancy rate.
- 38. Contingency for Behavioral Health Funds.** Notwithstanding appropriation authority granted above, the Comptroller of Public Accounts shall not allow the expenditure of General Revenue-Related behavioral health funds for the Department of Aging and Disability Services in Strategy A.1.1, Intake, Access, & Eligibility and Strategy A.4.2, ID Community Services, in fiscal year

DEPARTMENT OF AGING AND DISABILITY SERVICES
(Continued)

2017, as identified in Art. IX, Sec 10.04, Statewide Behavioral Health Strategic Plan and Coordinated Expenditures, if the Legislative Budget Board provides notification to the Comptroller of Public Accounts that the agency's planned expenditure of those funds in fiscal year 2017 does not satisfy the requirements of Art. IX, Sec. 10.04, Statewide Behavioral Health Strategic Plan and Coordinated Expenditures.

39. Contingency for Rate Increases in the Home and Community-based Services Waiver Program.

(a) Included in amounts appropriated above in Strategy A.3.1, Home and Community-based Services (HCS), is \$3,312,029 in General Revenue Funds and \$4,428,165 in Federal Funds in fiscal year 2016 and \$3,499,872 in General Revenue Funds and \$4,584,840 in Federal Funds in fiscal year 2017 to provide for rate increases in the HCS Waiver Program. The rate increases may be targeted to any service or services determined to not be fully funded, but must be at the same level in each fiscal year.

(b) The appropriation of the amounts described in subsection (a) is contingent upon a certification by the commissioner submitted to the Legislative Budget Board and the Comptroller of Public Accounts that a system of spending accountability has been established that ensures each provider expends at least 90 percent of all funds received through the HCS Medicaid payment rates (not limited to those receiving a rate increase) on HCS Medicaid services as captured by the provider's Medicaid cost report or is subject to a recoupment of the difference between 90 percent of funds received through the HCS Medicaid payment rates and the provider's actual expenditures providing HCS services to Medicaid recipients.

40. Contingency for Rate Increases for Non-State-Owned Intermediate Care Facilities for Individuals with Intellectual or Developmental Disabilities.

(a) Included in amounts appropriated above in Strategy A.7.1, Intermediate Care facilities for Individuals with Intellectual Disabilities (ICFs/IID), is \$2,582,604 in General Revenue Funds and \$3,452,280 in Federal Funds in fiscal year 2016 and \$2,605,495 in General Revenue Funds and \$3,412,900 in Federal Funds in fiscal year 2017 to provide for a 2.2 percent rate increase to non-state-owned ICFs/IID.

(b) The appropriation of the amounts described in subsection (a) is contingent upon a certification by the commissioner submitted to the Legislative Budget Board and the Comptroller of Public Accounts that a system of spending accountability has been established that ensures each provider expends at least 90 percent of all funds received through the ICF/IID Medicaid payment rates on ICF/IID Medicaid services as captured by the provider's Medicaid cost report or is subject to a recoupment of the difference between 90 percent of funds received through the ICF/IID Medicaid payment rates and the provider's actual expenditures providing ICF/IID services to Medicaid recipients.

¹ Modified to reflect technical corrections to allocate funding appropriated at the Health and Human Services Commission to the Department of Aging and Disability Services for Health and Human Services Accounting System (HHSAS) to Centralized Accounting and Payroll/Personnel System (CAPPS) upgrades and enhancements, resulting in increases of \$697,583 in FY 2016 and \$1,060,188 in FY 2017 out of General Revenue funds and \$697,584 in FY 2016 and \$1,060,187 in Federal Funds.

² Modified to reflect technical corrections to allocate funding appropriated at the Health and Human Services Commission to the Department of Aging and Disability Services for the Office of the Inspector General lease, resulting in increases of \$11,858 in FY 2016 and \$11,858 in FY 2017 out of General Revenue funds and \$11,857 in FY 2016 and \$11,857 in FY 2017 out of Federal Funds.

³ Article IX, §18.02, of this Act, increases the salary for the Commissioner, from \$235,388 to \$241,273.

⁴ SB 200, 84th Legislature, Regular Session, was enacted, related to the continuation of the functions of the Department of Aging and Disability Services.

DEPARTMENT OF ASSISTIVE AND REHABILITATIVE SERVICES

	For the Years Ending August 31, <u>2016</u>	August 31, <u>2017</u>
Method of Financing:		
<u>General Revenue Fund</u>		
General Revenue Fund ^{1, 2}	\$ 30,346,865	\$ 32,717,551
GR Match for Medicaid	23,229,221	18,929,807
GR for Vocational Rehabilitation	56,047,633	0
GR Certified as Match for Medicaid	5,124,863	5,204,705
General Revenue for ECI	4,699,735	865,687
Subtotal, General Revenue Fund	<u>\$ 119,448,317</u>	<u>\$ 57,717,750</u>
<u>General Revenue Fund - Dedicated</u>		
Comprehensive Rehabilitation Account No. 107	17,637,000	17,548,000
Business Enterprise Program Account No. 492	675,867	0
Business Enterprise Program Trust Fund Account No. 5043	404,212	0
Subtotal, General Revenue Fund - Dedicated	<u>\$ 18,717,079</u>	<u>\$ 17,548,000</u>
Federal Funds	467,505,245	228,589,558
<u>Other Funds</u>		
Blind Endowment Fund No. 493	33,190	10,508
Appropriated Receipts	394,030	60,210
Interagency Contracts	1,179,010	9,614,013
License Plate Trust Fund Account No. 0802	10,000	10,000
Interagency Contracts - Transfer from Foundation School Fund No. 193	16,498,102	11,510,575
Universal Services Fund Reimbursements	1,679,615	1,179,615
Subrogation Receipts	286,145	118,480
Appropriated Receipts for VR	913,057	0
Foundation School Funds as Match for Medicaid	0	4,987,527
Subtotal, Other Funds	<u>\$ 20,993,149</u>	<u>\$ 27,490,928</u>
Total, Method of Financing	<u><u>\$ 626,663,790</u></u>	<u><u>\$ 331,346,236</u></u>
Other Direct and Indirect Costs Appropriated Elsewhere in this Act	\$ 71,148	\$ 71,148
This bill pattern represents an estimated 100% of this agency's estimated total available funds for the biennium.		
Number of Full-Time-Equivalents (FTE):³	3,030.3	1,181.4
Schedule of Exempt Positions:⁴		
Commissioner, Group 6	\$211,654	\$211,654
Items of Appropriation:		
A. Goal: CHILDREN WITH DISABILITIES		
Ensure Children and Their Families Reach Their Developmental Goals.		
A.1.1. Strategy: ECI SERVICES	\$ 140,295,296	\$ 142,484,508
Early Childhood Intervention Services.		
A.1.2. Strategy: ECI RESPITE SERVICES	\$ 400,000	\$ 400,000
A.1.3. Strategy: ENSURE QUALITY ECI SERVICES	\$ 1,540,384	\$ 1,540,384
Ensure Quality ECI Services by Training, Evaluation and Assistance.		
A.2.1. Strategy: CHILDREN'S BLINDNESS SERVICES	\$ 5,554,610	\$ 6,545,942
A.3.1. Strategy: AUTISM PROGRAM	<u>\$ 7,865,445</u>	<u>\$ 6,565,663</u>
Total, Goal A: CHILDREN WITH DISABILITIES	<u>\$ 155,655,735</u>	<u>\$ 157,536,497</u>
B. Goal: PERSONS WITH DISABILITIES		
Rehabilitation Services for Persons with Disabilities.		
B.1.1. Strategy: IL SERVICES AND COUNCIL - BLIND	\$ 3,400,929	\$ 1,991,193
Independent Living Services and Council - Blind.		
B.1.2. Strategy: BEST PROGRAM	\$ 420,000	\$ 725,293
Blindness Education, Screening and Treatment (BEST) Program.		

DEPARTMENT OF ASSISTIVE AND REHABILITATIVE SERVICES

(Continued)

B.1.3. Strategy: VOCATIONAL REHABILITATION - BLIND Voc Rehab Services for Persons Who are Blind or Visually Impaired.	\$ 48,868,550	\$ 0
B.1.4. Strategy: BUSINESS ENTERPRISES OF TEXAS (BET) Provide Employment in Food Service Industry for Persons Who are Blind.	\$ 2,463,605	\$ 0
B.1.5. Strategy: BUSN ENTERPRISES OF TEX TRUST FUND Admin Trust Funds for Retirement & Benefits. Est & Nontransferable.	\$ 404,212	\$ 0
B.2.1. Strategy: CONTRACT SERVICES - DEAF Contract For Services for Persons Who Are Deaf or Hard of Hearing.	\$ 3,101,137	\$ 3,166,479
B.2.2. Strategy: EDUC, TRAINING, CERTIFICATION-DEAF Ensure the Quality of Programs through Educ., Training, & Regulation.	\$ 1,491,990	\$ 1,491,989
B.2.3. Strategy: TELEPHONE ACCESS ASSISTANCE Ensure Telephone Access for Deaf and Persons with Other Disabilities.	\$ 1,679,615	\$ 1,370,723
B.3.1. Strategy: VOCATIONAL REHABILITATION - GENERAL Rehabilitate & Place People w/Disabilities in Competitive Employment.	\$ 227,480,555	\$ 0
B.3.2. Strategy: CENTERS FOR INDEPENDENT LIVING	\$ 2,689,283	\$ 2,764,959
B.3.3. Strategy: IL SERVICES AND COUNCIL - GENERAL Independent Living Services and Council - General.	\$ 8,739,799	\$ 8,789,799
B.3.4. Strategy: COMPREHENSIVE REHABILITATION (CRS) Provide Services to People with Spinal Cord/Traumatic Brain Injuries.	<u>\$ 25,466,192</u>	<u>\$ 25,976,255</u>
Total, Goal B: PERSONS WITH DISABILITIES	<u>\$ 326,205,867</u>	<u>\$ 46,276,690</u>
C. Goal: DISABILITY DETERMINATION Provide Disability Determination Services within SSA Guidelines.		
C.1.1. Strategy: DISABILITY DETERMINATION SVCS (DDS) Determine Federal SSI and SSDI Eligibility.	\$ 117,201,856	\$ 117,201,856
D. Goal: PROGRAM SUPPORT		
D.1.1. Strategy: CENTRAL PROGRAM SUPPORT ¹	\$ 12,330,960	\$ 5,129,497
D.1.2. Strategy: REGIONAL PROGRAM SUPPORT	\$ 900,074	\$ 0
D.1.3. Strategy: OTHER PROGRAM SUPPORT	\$ 3,938,175	\$ 1,898,973
D.1.4. Strategy: IT PROGRAM SUPPORT ² Information Technology Program Support.	<u>\$ 10,431,123</u>	<u>\$ 3,302,723</u>
Total, Goal D: PROGRAM SUPPORT	<u>\$ 27,600,332</u>	<u>\$ 10,331,193</u>
Grand Total, DEPARTMENT OF ASSISTIVE AND REHABILITATIVE SERVICES	<u>\$ 626,663,790</u>	<u>\$ 331,346,236</u>
Object-of-Expense Informational Listing:		
Salaries and Wages	\$ 154,884,262	\$ 63,214,163
Other Personnel Costs	7,829,474	2,647,098
Professional Fees and Services	24,387,135	12,702,062
Fuels and Lubricants	90,654	2,477
Consumable Supplies	682,774	457,547
Utilities	2,606,508	1,014,042
Travel	5,850,662	809,947
Rent - Building	2,744,555	2,610,404
Rent - Machine and Other	2,464,854	457,092
Other Operating Expense	38,758,653	14,439,224
Client Services	278,616,310	143,586,648
Grants	107,001,905	88,960,416

DEPARTMENT OF ASSISTIVE AND REHABILITATIVE SERVICES

(Continued)

Capital Expenditures	746,044	445,116
Total, Object-of-Expense Informational Listing	<u>\$ 626,663,790</u>	<u>\$ 331,346,236</u>

Estimated Allocations for Employee Benefits and Debt Service Appropriations Made Elsewhere in this Act:

Employee Benefits

Retirement	\$ 14,173,574	\$ 5,605,462
Group Insurance	38,042,191	15,983,432
Social Security	11,283,247	4,352,947
Benefits Replacement	<u>517,934</u>	<u>179,931</u>

Subtotal, Employee Benefits	<u>\$ 64,016,946</u>	<u>\$ 26,121,772</u>
-----------------------------	----------------------	----------------------

Debt Service

Lease Payments	<u>\$ 26,675</u>	<u>\$ 22,336</u>
----------------	------------------	------------------

Total, Estimated Allocations for Employee Benefits and Debt Service Appropriations Made Elsewhere in this Act	<u>\$ 64,043,621</u>	<u>\$ 26,144,108</u>
--	----------------------	----------------------

- 1. Performance Measure Targets.**⁵ The following is a listing of the key performance target levels for the Department of Assistive and Rehabilitative Services. It is the intent of the Legislature that appropriations made by this Act be utilized in the most efficient and effective manner possible to achieve the intended mission of the Department of Assistive and Rehabilitative Services. In order to achieve the objectives and service standards established by this Act, the Department of Assistive and Rehabilitative Services shall make every effort to attain the following designated key performance target levels associated with each item of appropriation.

	<u>2016</u>	<u>2017</u>
A. Goal: CHILDREN WITH DISABILITIES		
Outcome (Results/Impact):		
Percent of Population under Age Three Served by Early Childhood Intervention (ECI) Program	2.87%	2.83%
Percent of ECI Clients Enrolled in Medicaid	64.3%	64.3%
Percent of ECI Program Funded by Medicaid	50.1%	50.1%
A.1.1. Strategy: ECI SERVICES		
Output (Volume):		
Average Monthly Number of Children Served in Comprehensive Services	26,753	27,170
Efficiencies:		
Average Monthly Cost Per Child: Comprehensive Services/State and Federal Expenditures	437.01	437.02
Explanatory:		
Average Monthly Number of Hours of Service Delivered Per Child Per Month	2.75	2.75
A.1.2. Strategy: ECI RESPITE SERVICES		
Output (Volume):		
Average Monthly Number of Children Receiving Respite Services	250	250
A.2.1. Strategy: CHILDREN'S BLINDNESS SERVICES		
Output (Volume):		
Average Monthly Number of Children Receiving Blindness Services	3,990	4,257
Efficiencies:		
Average Monthly Cost Per Child: Children's Blindness Services	115.63	112.29
A.3.1. Strategy: AUTISM PROGRAM		
Output (Volume):		
Average Monthly Number of Children Receiving Comprehensive Autism Services	43	9
Average Monthly Number of Children Receiving Focused Autism Services	473	473
Efficiencies:		
Average Monthly Cost Per Child Receiving Comprehensive Autism Services	3,595.67	3,149.98
Average Monthly Cost Per Child Receiving Focused Autism Services	1,042.18	1,042.18
Explanatory:		
Number of Children Receiving Comprehensive Autism Services Per Year	59	21
Number of Children Receiving Focused Autism Services Per Year	945	945

DEPARTMENT OF ASSISTIVE AND REHABILITATIVE SERVICES
(Continued)

B. Goal: PERSONS WITH DISABILITIES

Outcome (Results/Impact):

Percent of VR-Blind Consumers Who Achieve Employment Outcomes	70%	NA
Percent of VR-General Consumers Who Achieve Employment Outcomes	55.8%	NA
B.1.1. Strategy: IL SERVICES AND COUNCIL - BLIND		
Output (Volume):		
Number of Consumers Served: IL-Blind	3,700	2,137
Efficiencies:		
Average Cost Per Consumer Served: IL-Blind	931.82	931.82
B.1.2. Strategy: BEST PROGRAM		
Output (Volume):		
Number of Individuals Receiving Screening and Treatment Services in the BEST Program	3,130	3,130
B.1.3. Strategy: VOCATIONAL REHABILITATION - BLIND		
Output (Volume):		
Number of Consumers Served: VR-Blind	10,304	NA
Efficiencies:		
Average Cost Per Consumer Served: VR-Blind	4,756.65	NA
B.1.4. Strategy: BUSINESS ENTERPRISES OF TEXAS (BET)		
Output (Volume):		
Number of Individuals Employed by BET Businesses (Managers and Employees)	1,564	NA
Explanatory:		
Number of Blind & Disabled Individuals Employed by BET Facility Managers	95	NA
B.2.2. Strategy: EDUC, TRAINING, CERTIFICATION-DEAF		
Output (Volume):		
Number of Consumers Educated and Interpreters Trained	2,375	2,375
Number of Interpreter Certificates Issued	1,765	1,765
B.2.3. Strategy: TELEPHONE ACCESS ASSISTANCE		
Output (Volume):		
Number of Equipment/Service Vouchers Issued	25,000	25,000
B.3.1. Strategy: VOCATIONAL REHABILITATION - GENERAL		
Output (Volume):		
Number of Consumers Served: VR-General	84,388	NA
Efficiencies:		
Average Cost Per Consumer Served: VR-General	2,702.61	NA
B.3.2. Strategy: CENTERS FOR INDEPENDENT LIVING		
Output (Volume):		
Number of People Receiving Services from Centers for Independent Living	5,342	5,342
B.3.3. Strategy: IL SERVICES AND COUNCIL - GENERAL		
Output (Volume):		
Average Monthly Number of People Receiving DRS Supported Independent Living Services	1,465	1,419
Efficiencies:		
Average Monthly Cost Per Person Receiving DRS Supported Independent Living Services	490.2	490.2
B.3.4. Strategy: COMPREHENSIVE REHABILITATION (CRS)		
Output (Volume):		
Average Monthly Number of People Receiving Comprehensive Rehabilitation Services	498	498
Efficiencies:		
Average Monthly Cost Per CRS Consumer	4,232	4,232
Explanatory:		
Number of People Receiving Comprehensive Rehabilitation Services Per Year	1,011	1,011
C. Goal: DISABILITY DETERMINATION		
Outcome (Results/Impact):		
Percent of Case Decisions That Are Accurate	90.6%	90.6%
C.1.1. Strategy: DISABILITY DETERMINATION SVCS (DDS)		
Output (Volume):		
Number of Disability Cases Determined	340,566	345,566
Efficiencies:		
Cost Per Disability Case Determination	355.44	350.14

DEPARTMENT OF ASSISTIVE AND REHABILITATIVE SERVICES

(Continued)

- 2. Capital Budget.** None of the funds appropriated above may be expended for capital budget items except as listed below. The amounts shown below shall be expended for the purposes shown and are not available for expenditures for other purposes. Amount appropriated above have been identified in this provision as appropriations either for "Lease Payments to Master Lease Purchase Program" or for items with an "(MLPP)" notation shall be expended only for the purpose of making lease-purchase payments to the Texas Public Finance Authority pursuant to the provisions of Government Code §1232.103.

	<u>2016</u>	<u>2017</u>
a. Repair or Rehabilitation of Buildings and Facilities		
(1) Building Maintenance	\$ 700,000	\$ 0
b. Acquisition of Information Resource Technologies		
(1) Seat Management Services	2,009,337	304,640
(2) STAP Redesign	<u>\$ 700,000</u>	<u>\$ 200,000</u>
Total, Acquisition of Information Resource Technologies	<u>\$ 2,709,337</u>	<u>\$ 504,640</u>
c. Acquisition of Capital Equipment and Items		
(1) Establish and Refurbish Food Service Facilities	\$ 200,000	\$ 0
d. Data Center Consolidation		
(1) Data Center Consolidation	\$ 5,355,076	\$ 0
Total, Capital Budget	<u>\$ 8,964,413</u>	<u>\$ 504,640</u>
Method of Financing (Capital Budget):		
General Revenue Fund	\$ 1,402,639	\$ 120,469
Federal Funds	6,841,454	173,671
Universal Services Fund Reimbursements	720,320	210,500
Total, Method of Financing	<u>\$ 8,964,413</u>	<u>\$ 504,640</u>

- 3. Reimbursement of Advisory Committee Members.** Pursuant to Government Code §2110.004, reimbursement of expenses for advisory committee members, out of funds appropriated above, not to exceed the amounts stated below per fiscal year, is limited to the following advisory committees:

Early Childhood Intervention Advisory Council	\$22,000
Elected Committee of Managers	\$16,000
Board for Evaluation of Interpreters	\$ 4,500
Rehabilitation Council of Texas	\$58,350

To the maximum extent possible, the department shall encourage the use of videoconferencing and teleconferencing and shall schedule meetings and locations to facilitate the travel of participants so that they may return the same day and reduce the need to reimburse members for overnight stays.

- 4. Reimbursement of Advisory Council Members.** Pursuant to Human Resources Code §117.027, reimbursement of expenses for Assistive and Rehabilitative Services Council members, out of funds appropriated above, is hereby authorized such that the sum total of all reimbursements for members of the Council shall not exceed \$33,182 per fiscal year.

5. Notification of Federal Funds Distribution.

- a. **Redirection of General Revenue Funds.** The Department of Assistive and Rehabilitative Services (DARS) shall notify the Legislative Budget Board and the Governor by letter of its intent to redirect General Revenue Funds to obtain additional federal funds for the Vocational Rehabilitation program. The notification shall include the original purpose and item of appropriation for which the General Revenue Funds were appropriated, the effect on measures and/or full-time-equivalent positions for all affected strategies and the effect on future maintenance of effort requirements. The notification shall be made at least 30 days prior to requesting additional federal funding for the Vocational Rehabilitation program.

DEPARTMENT OF ASSISTIVE AND REHABILITATIVE SERVICES

(Continued)

Furthermore, it is the intent of the Legislature that no federal funds be drawn and expended by utilizing as matching funds any General Revenue Funds appropriated for the subsequent state fiscal year.

- b. **Budgeting of Additional Federal Dollars.** DARS shall notify the Legislative Budget Board and the Governor by letter at least 14 days prior to the budgeting of more than \$227,481,799 in fiscal year 2016 in federal Vocational Rehabilitation funds (CFDA 84.126) included in the "Method of Financing" above. Amounts noted above include any amounts expended in fiscal year 2016 that were carried forward from the previous year's allotments.

6. Other Reporting Requirements.

- a. **Federal Reports.** The Department of Assistive and Rehabilitative Services (DARS) shall submit the following information to the Legislative Budget Board (LBB) and the Governor no later than the date the respective report is submitted to the federal government:
 - (1) Notification of proposed State Plan amendments or waivers for Vocational Rehabilitation (CFDA 84.126), and Early Childhood Intervention Services [Special Education Grants for Infants and Families with Disabilities (CFDA 84.181) and Specialized Skills Training (Medicaid)] and any other federal grant requiring a state plan. State Plan amendments and waiver submissions shall also be provided to the Senate Health and Human Services, House Human Services, and House Public Health committees.
 - (2) A copy of each report or petition submitted to the federal government relating to Vocational Rehabilitation (CFDA 84.126), and Early Childhood Intervention Services [Special Education Grants for Infants and Families with Disabilities (CFDA 84.181) and Specialized Skills Training (Medicaid)].
 - (3) Any other federal reports requested by the LBB or the Governor.
- b. **Federal Issues.** DARS shall notify the LBB and the Governor on a timely basis about emerging issues that could result in the loss of more than \$1 million in federal revenue assumed in the Appropriations Act.
- c. **Monthly Financial Reports.** DARS shall submit the following information to the LBB and the Governor on a monthly basis:
 - (1) budgeted, expended, and projected funds, by strategy and method of finance;
 - (2) revenues, expenditures, and balances for earned federal funds as of the last day of the prior month;
 - (3) narrative explanations of significant budget adjustments, ongoing issues, and other items as appropriate; and
 - (4) any other information requested by the LBB or the Governor.

The monthly reports shall be prepared in a format specified by the LBB and the Governor.

- 7. **Maintenance of Effort (MOE) and Matching Funds Reporting Requirement.** The Department of Assistive and Rehabilitative Services shall report quarterly to the Legislative Budget Board and the Governor on state funds used for match and maintenance of effort (MOE) for federal Vocational Rehabilitation (CFDA 84.126) funds and state funds used for MOE for federal Special Education Grants for Infants and Families with Disabilities (CFDA 84.181) funds. Each report shall detail funds for the current fiscal year and at least the two previous fiscal years. The reports shall specify:

DEPARTMENT OF ASSISTIVE AND REHABILITATIVE SERVICES

(Continued)

- a. State funds within and outside the department's budget used for match and MOE. This includes an estimate of expenditures at the Health and Human Services Commission for services provided to Medicaid-eligible children in the Early Childhood Intervention program.
- b. Federal Funds within and outside the department's budget matched by state funds identified in the previous section.

The reports shall be prepared in a format specified by the Legislative Budget Board.

8. Reporting on Early Childhood Intervention. The Department of Assistive and Rehabilitative Services shall submit the following to the Legislative Budget Board, the Governor, and the Health and Human Services Commission, as it relates to Strategies A.1.1, Early Childhood Intervention Services and A.1.3, Ensure Quality Early Childhood Intervention Services:

- a. annual report due December 1st of each fiscal year that details by provider and month of service:
 - (1) Number of Children Receiving Follow Along Services and Total Number of Children Served in Comprehensive Services;
 - (2) total amount reimbursed;
 - (3) number of hours of service delivered by service type and Medicaid v. Non-Medicaid within each service type;
- b. report that provides, by contractor, the number of children to be served and total ECI program budget, including Medicaid amounts; the DARS appropriation allocation; the ECI contract amount; and other projected contractor revenue. The report shall be submitted three separate times, as each of the following milestones has been reached:
 - (1) determination of initial contract amounts;
 - (2) finalization (signing) of contracts; and
 - (3) finalization of mid-year adjustments to the contracts;
- c. a quarterly report that details by quarter of service: the total amount collected from private insurance and the total family cost share amount; and
- d. any other information requested by the Legislative Budget Board or the Governor.

The reports shall be prepared in a format specified by the Legislative Budget Board.

9. Respite Care for Families. It is the intent of the Legislature that any General Revenue Funds appropriated for the biennium for the purpose of providing respite care for families shall not be included in the State's maintenance of effort (MOE) for the federal Special Education Grants for Infants and Families with Disabilities (CFDA 84.181) grant.

10. Education Funding. Included in the Method of Financing in Other Funds above is \$16,498,102 in fiscal year 2016 and \$16,498,102 in fiscal year 2017 set aside from the Special Education Allotment and transferred to the Department of Assistive and Rehabilitative Services (DARS).

DARS is hereby required to enter into a Memorandum of Understanding (MOU) with the Texas Education Agency for the purpose of providing funds to ECI contractors. The MOU shall include other provisions the agencies deem necessary. DARS shall provide a signed copy of the Memorandum of Understanding to the Legislative Budget Board and the Governor, no later than October 1, 2015 and October 1, 2016.

11. Limitation on Federal Funds Appropriations for Early Childhood Intervention Services. Included in the amounts appropriated above in Strategy A.1.1, Early Childhood Intervention Services, is \$41,023,959 in fiscal year 2016 and \$51,039,644 in fiscal year 2017 from federal Special Education Grants for Infants and Families (IDEA Part C) funds. The Department of Assistive and Rehabilitative Services' (DARS) total expenditures of IDEA Part C federal funds in

DEPARTMENT OF ASSISTIVE AND REHABILITATIVE SERVICES
(Continued)

each fiscal year in Strategy A.1.1, Early Childhood Intervention Services, may not exceed the amounts specified in this rider (\$41,023,959 in fiscal year 2016 and \$51,039,644 in fiscal year 2017) without written approval from the LBB and the Governor.

To request approval, DARS shall submit in a timely manner a written request before expending the funds. At the same time, the agency shall provide a copy of the request to the Comptroller of Public Accounts. The request shall include the following information by fiscal year:

- a. A detailed explanation of the proposed use of the additional funds and whether the expenditures will be one-time or ongoing;
- b. The available balance after the expenditure of the funds; and
- c. An estimate of the impact to performance levels and/or targets included in this Act.

12. Limitation: Transfer Authority for Early Childhood Intervention (ECI) Strategies.

Notwithstanding the transfer provisions in the general provisions (general transfer provisions) and other transfer provisions of this Act, funds appropriated by this Act to the Department of Assistive and Rehabilitative Services (DARS) for the following ECI strategies shall be governed by the specific limitations included in this provision.

- A.1.1. ECI Services
- A.1.2. ECI Respite Services
- A.1.3. Ensure Quality ECI Services

- a. **Limitations on Transfers.** Transfers may be made between appropriation items listed above. Transfers may not be made from appropriation items listed above to appropriation items not listed in this provision without prior written approval from the Legislative Budget Board and the Governor. DARS shall provide notification of all transfers pursuant to subsection (b) of this provision.
- b. **Notification Regarding Transfers that Do Not Require Approval.** Authority granted by this provision to transfer funds between appropriation items listed above is contingent upon a written notification from DARS to the Legislative Budget Board and the Governor at least 30 days prior to the transfer, which includes the following information:
 - (1) a detailed explanation of the purpose(s) of the transfer and whether the expenditure will be one-time or ongoing;
 - (2) the name of the originating and receiving strategies and the method of financing and FTEs for each strategy by fiscal year;
 - (3) an estimate of performance levels and, where relevant, a comparison to targets included in this Act for both the originating and the receiving strategies; and
 - (4) the capital budget impact.
- c. **Requests for Transfers that Require Approval.** To request a transfer, DARS shall submit in a timely manner a written request to the Legislative Budget Board and the Governor. At the same time, the agency shall provide a copy of the request to the Comptroller of Public Accounts. The request shall include the following information:
 - (1) a detailed explanation of the purpose(s) of the transfer and whether the expenditure will be one-time or ongoing;
 - (2) the name of the originating and receiving strategies and the method of financing and FTEs for each strategy by fiscal year;
 - (3) an estimate of performance levels and, where relevant, a comparison to targets included in this Act for both the originating and the receiving strategies; and
 - (4) the capital budget impact.

DEPARTMENT OF ASSISTIVE AND REHABILITATIVE SERVICES

(Continued)

The Comptroller of Public Accounts shall not allow the transfer of funds in any of the above subsections if the Legislative Budget Board provides notification to the Comptroller of Public Accounts that the requirements of this provision have not been satisfied.

- 13. Appropriations Limited to Revenue Collections.** Fees, fines, and other miscellaneous revenues as authorized and generated by the Department of Assistive and Rehabilitative Services (DARS) shall cover, at a minimum, \$181,500 in General Revenue in each year of the biennium to support Strategy B.2.2, Education, Training, Certification - Deaf, as well as the "other direct and indirect costs" associated with these programs, appropriated elsewhere in this Act. "Other direct and indirect costs" for the certification of interpreters are estimated to be \$71,148 in fiscal year 2016 and \$71,148 in fiscal year 2017. In the event that actual and/or projected revenue collections are insufficient to offset the costs identified by this provision, the Legislative Budget Board may direct that the Comptroller of Public Accounts reduce the appropriation authority provided above to be within the amount of revenue expected to be available.

In the event that actual revenue collections from revenue object code 3562, Health Related Professional Fees, for the purpose of interpreter testing and certification are above the Biennial Revenue Estimate, DARS is appropriated any additional revenue in an amount not to exceed \$200,000 per fiscal year, and resulting unexpended balances as of August 31, 2016 are hereby appropriated for the fiscal year beginning September 1, 2016.

- 14. Appropriation: License Plate Trust Fund Account No. 0802.** Included in funds appropriated above in Strategy B.2.2, Education, Training, & Certification - Deaf, is an estimated appropriation of \$20,000 for the biennium in revenue generated from the sale of specialized "I Love Texas" license plates and collected in License Plate Trust Fund Account No. 0802 (Other Funds) during the 2016-17 biennium. These funds shall be expended for direct services programs, training, and education for the deaf and hard of hearing.
- 15. Appropriation: Unexpended Balances - Deaf and Hard of Hearing Services.** Unexpended and unobligated balances remaining as of August 31, 2015, in the appropriation made to the Department of Assistive and Rehabilitative Services (DARS) by Senate Bill 1, Eighty-third Legislature, Regular Session in Strategy B.2.2, Education, Training & Certification - Deaf (including any amounts related to DARS riders 13, 14, or 15 from Senate Bill 1, Eighty-third Legislature, Regular Session), for the purposes listed below, are hereby appropriated to DARS for the same purpose and included in the amounts above.
- a. Interagency Contracts for Administrative Fees for the purpose of specialized projects for individuals who are hard of hearing;
 - b. Article IX, General Provisions, Acceptance of Gifts of Money for the purpose of expenses related to the Summer Camp Program; and
 - c. Interpreter certification fees for the purpose of developing evaluation materials, validating interpreter evaluation materials, and expenses related to the Board for Evaluation of Interpreters.

Any unexpended balances remaining as of August 31, 2016 are appropriated for the same purpose for the fiscal year beginning September 1, 2016 (estimated to be \$0).

- 16. Cash Flow Contingency for the Specialized Telecommunications Assistance Program.** Contingent upon the receipt of Universal Services Funds reimbursements, the Department of Assistive and Rehabilitative Services may temporarily utilize additional General Revenue Funds in an amount not to exceed the anticipated Universal Services Funds reimbursement. The General Revenue Funds accessed under this provision must be repaid within the biennium they are used upon receipt of Universal Services Funds and shall be utilized only for the purpose of temporary cash flow needs. These transfers and repayments shall be credited to the fiscal year being reimbursed and shall be made in accordance with accounting procedures established by the Comptroller of Public Accounts.
- 17. Appropriation of Donations: Blindness Education Screening and Treatment.** Included in the amounts above in Strategy B.1.2, Blindness Education, is \$420,000 in fiscal year 2016 and \$420,000 in fiscal year 2017 for the Blindness Education, Screening, and Treatment (BEST) Program, contingent upon the generation of funds through donations. Revenues received from donations made in fiscal year 2016 and fiscal year 2017, in amounts not to exceed \$840,000 as provided by §521.421 (j) or §521.422 (b), Transportation Code, are appropriated to the

DEPARTMENT OF ASSISTIVE AND REHABILITATIVE SERVICES

(Continued)

Department of Assistive and Rehabilitative Services (DARS) for purposes related to the BEST Program. Any revenue collected in the BEST Program above the amount appropriated each fiscal year is hereby appropriated to DARS for the same purpose. Any unexpended and unobligated balances remaining in an amount not to exceed \$60,000 as of August 31, 2015 are hereby appropriated to DARS for the same purpose for the fiscal year beginning September 1, 2015, and any unexpended balances remaining as of August 31, 2016 are hereby appropriated to DARS for the same purpose for the fiscal year beginning September 1, 2016. In the event that actual and/or projected revenue collections are insufficient to offset the costs identified by this provision, the Legislative Budget Board may direct that the Comptroller of Public Accounts reduce the appropriation authority provided above to be within the amount of revenue expected to be available.

- 18. Appropriation: GR-Dedicated Business Enterprise Program Trust Fund Account No. 5043.** Amounts above in Strategy B.1.5, Business Enterprises of Texas Trust Fund, are appropriated to the Department of Assistive and Rehabilitative Services (DARS) for the purpose of establishing and maintaining a retirement and benefits plan for blind or visually impaired vendors as defined in the federal Randolph-Sheppard Act (20 USC, §107). Any amounts in addition to the amount identified in Strategy B.1.5, Business Enterprises of Texas Trust Fund, necessary to make retirement and benefits payments in conformity with the Randolph-Sheppard Act (20 USC, §107) and Human Resource Code, §94.016, are hereby appropriated to DARS. None of the funds appropriated in Strategy B.1.5, Business Enterprises of Texas Trust Fund, or through this rider may be transferred to any other strategy. DARS shall report quarterly on deposits into and expenditures out of the GR-Dedicated Business Enterprise Program Trust Fund Account No. 5043, including identification of the purpose for the expenditure, to the Legislative Budget Board, the Governor, and the Comptroller of Public Accounts.

In addition, DARS shall submit a written report annually to the Legislative Budget Board and Governor on the management of the BET Trust Fund. DARS shall report deposits to the fund, the recommendations of the fund manager regarding investments, performance of investments, and an actuarial analysis of projected disbursements.

- 19. Appropriation: Subrogation Receipts.** Included in amounts appropriated above in Strategy B.3.1, Vocational Rehabilitation - General, and Strategy B.3.4, Comprehensive Rehabilitation, are subrogation collections received during the 2016-17 biennium. Appropriations included in Strategy B.3.1 above are from subrogation receipt collections from vocational rehabilitation cases. Appropriations included in Strategy B.3.4 above are from subrogation receipt collections from comprehensive rehabilitation cases. Subrogation receipts collected above the amounts appropriated in each strategy in each year are hereby appropriated to the agency for client services in the program from which the subrogation collections were generated (estimated to be \$0).
- 20. GR-Dedicated Comprehensive Rehabilitation Account No. 107.** Included in the amounts appropriated above in Strategy B.3.4, Comprehensive Rehabilitation, is \$17,637,000 in fiscal year 2016 and \$17,548,000 in fiscal year 2017 from the GR-Dedicated Comprehensive Rehabilitation Account No. 107. Any unexpended appropriations for fiscal year 2016 in an amount not to exceed \$1,500,000 of Comprehensive Rehabilitation Funds are hereby appropriated for fiscal year 2017. Revenues deposited into GR-Dedicated Account No. 107 are statutorily dedicated for comprehensive rehabilitation services and may not be used for any other purpose. It is the intent of the Legislature that funds from the Comprehensive Rehabilitation Account be used only for direct services in Strategy B.3.4, Comprehensive Rehabilitation (Provide Services to People with Spinal Cord/Traumatic Brain Injuries). The Department of Assistive and Rehabilitative Services is hereby appropriated any additional revenue generated during the 2016-17 biennium and deposited in the General Revenue Fund under General Revenue Dedicated Account No. 107 above the Comptroller of Public Accounts' Biennial Revenue Estimate, for the purpose of providing comprehensive rehabilitation services (estimated to be \$0), subject to written certification by the Comptroller's office that collections for the fiscal year have or will exceed the Biennial Revenue Estimate.
- 21. State Funding for Assistive Technologies and Devices.** Included in the amounts appropriated above in Strategy B.3.3, Independent Living Services and Council - General, is \$800,000 in General Revenue Funds in fiscal year 2016 and \$800,000 in General Revenue Funds in fiscal year 2017, and \$200,000 in General Revenue Funds in fiscal year 2016 and \$200,000 in General Revenue Funds in fiscal year 2017 in Strategy B.1.1, Independent Living Services and Council - Blind, for the purpose of providing assistive technologies, devices, and related training to Texans

DEPARTMENT OF ASSISTIVE AND REHABILITATIVE SERVICES

(Continued)

with the most significant disabilities. It is the intent of the legislature that these funds be expended to the greatest degree possible on disabled Texans who, without these technologies and devices, would be placed in nursing homes or otherwise removed from their communities.

- 22. Performance Reporting for the Business Enterprises of Texas Program.** The Department of Assistive and Rehabilitative Services shall report by October 1st of each year of the biennium, the following information to the Legislative Budget Board and the Governor:
- a. The results of the survey distributed to state host agencies on satisfaction of operational conditions such as pricing requirements, hours of operations, menu items, and product lines; and
 - b. The total cost incurred by each state host agency for the operation of Business Enterprises of Texas cafeterias, snack bars, and convenience stores. Reported costs should include the value of the space used, maintenance costs, utility costs, janitorial costs and the method of finance for each cost. An outline of the methodology that was used to determine the final estimate should also be included in the report.

The report shall be prepared in a format specified by the Legislative Budget Board and the Governor.

- 23. Blind Endowment Trust Fund Reporting.** Out of funds appropriated above, the Department of Assistive and Rehabilitative Services and the Texas Workforce Commission shall submit a joint annual report by October 1 of each fiscal year to the Legislative Budget Board and the Governor that identifies donations to the Blind Endowment Fund No. 493 (Other Funds). The report shall include the intended purpose of each donation if specified by the donor, actual expenditures and uses, and remaining balances. The report shall be prepared in a format specified by the Legislative Budget Board and the Governor.
- 24. Sunset Contingency.**⁶ Pursuant to Government Code Chapter 325, the Department of Assistive and Rehabilitative Services (DARS) was the subject of review by the Sunset Advisory Commission and a report pertaining to DARS was delivered to the Eighty-fourth Legislature. Government Code 325.015 provides that the legislature may by law continue DARS for up to 12 years, if such a law is passed before the sunset date for DARS.
- 1) Funds appropriated above are contingent on such action continuing DARS by the Eighty-fourth Legislature.
 - 2) In the event that the legislature does not choose to continue the agency, the funds appropriated for fiscal year 2016, or as much thereof as may be necessary, are to be used to provide for the phase out of agency operations or to address the disposition of agency programs and operations as provided by the legislation.
- 25. ECI Services: Average Monthly Service Hours.** Funds appropriated above to the Department of Assistive and Rehabilitative Services in Strategy A.1.1, ECI Services, for the 2016-17 biennium include \$3,426,592 in IDEA Part C Federal Funds to be expended only to increase the average monthly number of hours of service delivered per child to 2.75 hours in fiscal years 2016 and 2017.
- If the target of 2.75 average monthly service hours per child is not met, or not projected to be met, the agency shall lapse these funds unless the agency receives prior written approval by the Legislative Budget Board to expend these funds for an alternative use or purpose.
- 26. Unexpended Balances within the Biennium: ECI Respite Services.** Any unexpended and unobligated balances remaining in an amount not to exceed \$60,000 as of August 31, 2016 from appropriations made to the Department of Assistive and Rehabilitative Services (DARS) in Strategy A.1.2, ECI Respite Services, are appropriated to DARS for the fiscal year beginning September 1, 2016 for the same purposes.
- 27. Unexpended Balances within the Biennium: Autism Program.** Any unexpended and unobligated balances remaining in an amount not to exceed \$60,000 as of August 31, 2016 from appropriations made to the Department of Assistive and Rehabilitative Services (DARS) in Strategy A.3.1, Autism Program, are appropriated to DARS for the fiscal year beginning September 1, 2016 for the same purposes.

DEPARTMENT OF ASSISTIVE AND REHABILITATIVE SERVICES

(Continued)

28. Autism Program Provisions.

- a. Out of funds appropriated above for the 2016-17 biennium to the Department of Assistive and Rehabilitative Services (DARS) in Strategy A.3.1, Autism Program, expenditures for comprehensive Applied Behavioral Analysis (ABA) treatment services shall be only for children enrolled in the comprehensive program as of August 31, 2015. Expenditures for children who enroll on or after September 1, 2015 shall be limited to focused ABA treatment services.
- b. Notwithstanding any other transfer provision in this Act, none of the funds appropriated above to DARS shall be transferred to Strategy A.3.1, Autism Program.
- c. Out of funds appropriated above in Strategy A.3.1, Autism Program, DARS shall continue to provide support to the Texas Council on Autism and Pervasive Developmental Disorders and the Texas Autism Research and Resource Center during the 2016-17 biennium.

29. Texas Workforce Commission Partnership. Amounts appropriated above for the 2016-17 biennium to the Department of Assistive and Rehabilitative Services (DARS) in Goal B, Persons with Disabilities, include \$8,585,826 in fiscal year 2017 in Interagency Contracts (Other Funds) from the Texas Workforce Commission (TWC).

¹ Modified to reflect technical correction to allocate funding appropriated to the Health and Human Services Commission for the Office of the Inspector General lease, resulting in an increase of \$1,085 in each fiscal year of the biennium out of General Revenue funds.

² Modified to reflect technical corrections to allocate funding appropriated at the Health and Human Services Commission to the Department of Assistive and Rehabilitative Services for Health and Human Services Accounting System (HHSAS) to Centralized Accounting and Payroll/Personnel System (CAPPS) upgrades and enhancements and for application remediation for Data Center Consolidation in FY 2016, resulting in increases of \$396,492 in FY 2016 and \$535,294 in FY 2017 out of General Revenue funds.

³ Incorporates Article IX, §18.44, of this Act, due to enactment of HB 2463, 84th Legislature, Regular Session, relating to the continuation of the functions of the Department of Assistive and Rehabilitative Services and certain other functions, resulting in a decrease of 24.0 FTEs in fiscal year 2017.

⁴ Article IX, §18.02, of this Act, increases the salary of the Commissioner from \$206,492 to \$211,654.

⁵ SB 208, 84th Legislature, Regular Session, was enacted, which transfers certain programs to the Texas Workforce Commission (TWC) on September 1, 2016. Performance measures are adjusted accordingly.

⁶ HB 2463, SB 200, and SB 208, 84th Legislature, Regular Session, were enacted, related to the continuation of the functions of the Department of Assistive and Rehabilitative Services. Not later than September 1, 2016, agency functions transfer to the Health and Human Services Commission, and the agency is abolished.

DEPARTMENT OF FAMILY AND PROTECTIVE SERVICES

	For the Years Ending	
	August 31, 2016	August 31, 2017
Method of Financing:		
<u>General Revenue Fund</u>		
General Revenue Fund ^{1, 2, 3}	\$ 743,463,641	\$ 739,142,931
GR Match for Medicaid ³	11,673,595	11,518,885
GR MOE for Temporary Assistance for Needy Families	8,124,749	8,124,749
GR Match for Title IVE (FMAP)	163,512,652	172,456,496
Subtotal, General Revenue Fund	<u>\$ 926,774,637</u>	<u>\$ 931,243,061</u>
GR Dedicated - Child Abuse and Neglect Prevention Operating Account No. 5084	5,685,702	5,685,701
Federal Funds ³	799,357,530	798,992,382
<u>Other Funds</u>		
Appropriated Receipts	6,911,387	6,956,153
Interagency Contracts	1,798,543	1,798,542
License Plate Trust Fund Account No. 0802	8,792	8,792

DEPARTMENT OF FAMILY AND PROTECTIVE SERVICES
(Continued)

DFPS Appropriated Receipts - Child Support Collections	982,500	982,500
Subtotal, Other Funds	<u>\$ 9,701,222</u>	<u>\$ 9,745,987</u>
Total, Method of Financing	<u>\$ 1,741,519,091</u>	<u>\$ 1,745,667,131</u>

This bill pattern represents an estimated 100% of this agency's estimated total available funds for the biennium.

Number of Full-Time-Equivalents (FTE):	12,716.0	12,855.6
--	----------	----------

Schedule of Exempt Positions:

Commissioner, Group 7 ⁴	\$236,286	\$236,286
------------------------------------	-----------	-----------

Items of Appropriation:

A. Goal: STATEWIDE INTAKE SERVICES

Provide Access to DFPS Services by Managing a 24-hour Call Center.

A.1.1. Strategy: STATEWIDE INTAKE SERVICES	\$ 21,044,712	\$ 21,297,356
Provide System to Receive/Assign Reports of Abuse/Neglect/Exploitation.		

B. Goal: CHILD PROTECTIVE SERVICES

Protect Children Through an Integrated Service Delivery System.

B.1.1. Strategy: CPS DIRECT DELIVERY STAFF	\$ 551,069,187	\$ 548,765,797
Provide Direct Delivery Staff for Child Protective Services.		
B.1.2. Strategy: CPS PROGRAM SUPPORT	\$ 47,578,040	\$ 48,154,810
Provide Program Support for Child Protective Services.		
B.1.3. Strategy: TWC CONTRACTED DAY CARE	\$ 52,956,080	\$ 54,852,504
TWC Contracted Day Care Purchased Services.		
B.1.4. Strategy: ADOPTION PURCHASED SERVICES	\$ 10,065,312	\$ 10,065,312
B.1.5. Strategy: POST-ADOPTION PURCHASED SERVICES	\$ 3,488,222	\$ 3,488,221
B.1.6. Strategy: PAL PURCHASED SERVICES	\$ 9,743,396	\$ 9,743,396
Preparation for Adult Living Purchased Services.		
B.1.7. Strategy: SUBSTANCE ABUSE PURCHASED SERVICES	\$ 8,610,434	\$ 8,616,280
B.1.8. Strategy: OTHER CPS PURCHASED SERVICES	\$ 45,277,009	\$ 46,082,699
Other Purchased Child Protective Services.		
B.1.9. Strategy: FOSTER CARE PAYMENTS	\$ 416,169,811	\$ 421,563,615
B.1.10. Strategy: ADOPTION/PCA PAYMENTS	\$ 254,336,614	\$ 269,243,512
Adoption Subsidy and Permanency Care Assistance Payments.		
B.1.11. Strategy: RELATIVE CAREGIVER PAYMENTS	\$ 12,261,980	\$ 12,371,835
Relative Caregiver Monetary Assistance Payments.		
B.1.12. Strategy: TITLE IVE WAIVER	<u>\$ 0</u>	<u>\$ 0</u>

Total, Goal B: CHILD PROTECTIVE SERVICES	<u>\$ 1,411,556,085</u>	<u>\$ 1,432,947,981</u>
---	-------------------------	-------------------------

C. Goal: PREVENTION PROGRAMS

Prevention and Early Intervention Programs.

C.1.1. Strategy: STAR PROGRAM	\$ 21,002,268	\$ 21,001,890
Services to At-Risk Youth (STAR) Program.		
C.1.2. Strategy: CYD PROGRAM	\$ 6,115,107	\$ 8,422,558
Community Youth Development (CYD) Program.		
C.1.3. Strategy: TEXAS FAMILIES PROGRAM	\$ 2,610,320	\$ 2,610,245
Texas Families: Together and Safe Program.		
C.1.4. Strategy: CHILD ABUSE PREVENTION GRANTS	\$ 3,155,605	\$ 3,155,510
Provide Child Abuse Prevention Grants to Community-based Organizations.		
C.1.5. Strategy: OTHER AT-RISK PREVENTION PROGRAMS¹	\$ 20,997,932	\$ 28,484,257
Provide Funding for Other At-Risk Prevention Programs.		

DEPARTMENT OF FAMILY AND PROTECTIVE SERVICES

(Continued)

C.1.6. Strategy: AT-RISK PREVENTION PROGRAM SUPPORT	\$ 1,918,288	\$ 1,887,363
Provide Program Support for At-Risk Prevention Services.		
Total, Goal C: PREVENTION PROGRAMS	\$ 55,799,520	\$ 65,561,823
D. Goal: ADULT PROTECTIVE SERVICES		
Protect Elder/Disabled Adults Through a Comprehensive System.		
D.1.1. Strategy: APS DIRECT DELIVERY STAFF	\$ 57,062,210	\$ 57,609,430
D.1.2. Strategy: APS PROGRAM SUPPORT	\$ 6,355,312	\$ 6,238,964
Provide Program Support for Adult Protective Services.		
D.1.3. Strategy: APS PURCHASED EMERGENCY CLIENT SVCS	\$ 9,399,817	\$ 9,399,818
APS Purchased Emergency Client Services.		
Total, Goal D: ADULT PROTECTIVE SERVICES	\$ 72,817,339	\$ 73,248,212
E. Goal: CHILD CARE REGULATION		
Regulate Child Day Care and Residential Child Care.		
E.1.1. Strategy: CHILD CARE REGULATION	\$ 45,000,679	\$ 45,143,834
F. Goal: INDIRECT ADMINISTRATION		
F.1.1. Strategy: CENTRAL ADMINISTRATION	\$ 18,534,929	\$ 18,516,156
F.1.2. Strategy: OTHER SUPPORT SERVICES	\$ 10,576,432	\$ 12,464,149
F.1.3. Strategy: REGIONAL ADMINISTRATION	\$ 1,422,938	\$ 992,155
F.1.4. Strategy: IT PROGRAM SUPPORT ³	\$ 38,553,836	\$ 37,780,135
Total, Goal F: INDIRECT ADMINISTRATION	\$ 69,088,135	\$ 69,752,595
G. Goal: AGENCY-WIDE AUTOMATED SYSTEMS		
G.1.1. Strategy: AGENCY-WIDE AUTOMATED SYSTEMS ²	\$ 66,212,621	\$ 37,715,330
Agency-wide Automated Systems (Capital Projects).		
Grand Total, DEPARTMENT OF FAMILY AND PROTECTIVE SERVICES	\$ 1,741,519,091	\$ 1,745,667,131
Object-of-Expense Informational Listing:		
Salaries and Wages	\$ 534,364,275	\$ 533,051,843
Other Personnel Costs	18,810,541	18,692,246
Professional Fees and Services	59,902,352	33,616,076
Fuels and Lubricants	1,352	1,350
Consumable Supplies	487,026	505,808
Utilities	8,162,061	8,201,541
Travel	51,115,477	51,911,002
Rent - Building	1,352,864	1,352,867
Rent - Machine and Other	8,328,407	8,411,321
Other Operating Expense	187,611,333	186,319,010
Client Services	871,250,045	903,470,708
Food for Persons - Wards of State	79,922	79,923
Grants	44,495	44,496
Capital Expenditures	8,941	8,940
Total, Object-of-Expense Informational Listing	\$ 1,741,519,091	\$ 1,745,667,131
Estimated Allocations for Employee Benefits and Debt Service Appropriations Made Elsewhere in this Act:		
<u>Employee Benefits</u>		
Retirement	\$ 48,372,770	\$ 49,224,605
Group Insurance	109,501,624	119,548,812
Social Security	40,698,878	41,410,640
Benefits Replacement	972,221	879,860
Subtotal, Employee Benefits	\$ 199,545,493	\$ 211,063,917

DEPARTMENT OF FAMILY AND PROTECTIVE SERVICES
(Continued)

<u>Debt Service</u>		
Lease Payments	\$ 517,093	\$ 381,595
Total, Estimated Allocations for Employee Benefits and Debt Service Appropriations Made Elsewhere in this Act	\$ 200,062,586	\$ 211,445,512

- 1. Performance Measure Targets.** The following is a listing of the key performance target levels for the Department of Family and Protective Services. It is the intent of the Legislature that appropriations made by this Act be utilized in the most efficient and effective manner possible to achieve the intended mission of the Department of Family and Protective Services. In order to achieve the objectives and service standards established by this Act, the Department of Family and Protective Services shall make every effort to attain the following designated key performance target levels associated with each item of appropriation.

	<u>2016</u>	<u>2017</u>
A. Goal: STATEWIDE INTAKE SERVICES		
Outcome (Results/Impact):		
Average Hold Time (in Minutes) for Statewide Intake Phone Calls in the English Queue	7.2	7.2
A.1.1. Strategy: STATEWIDE INTAKE SERVICES		
Output (Volume):		
Number of CPS Reports of Child Abuse/Neglect	279,808	287,177
B. Goal: CHILD PROTECTIVE SERVICES		
Outcome (Results/Impact):		
Percent Absence of Maltreatment within Six Months of Intake (CPS)	97.1%	97.1%
Percent of Children in FPS Conservatorship for Whom Legal Resolution Was Achieved within 12 Months	42.8%	42.8%
Child Protective Services Caseworker Turnover Rate	25.5	25.5
B.1.1. Strategy: CPS DIRECT DELIVERY STAFF		
Output (Volume):		
Number of Completed CPS Investigations	181,890	186,756
Number of Confirmed CPS Cases of Child Abuse/Neglect	44,306	45,491
Number of Children in FPS Conservatorship Who Are Adopted	4,964	4,964
Efficiencies:		
CPS Daily Caseload per Worker: Investigation	16.29	16.29
CPS Daily Caseload per Worker: Family-Based Safety Services	12.68	12.68
CPS Daily Caseload per Worker: Substitute Care Services	25.47	25.47
B.1.3. Strategy: TWC CONTRACTED DAY CARE		
Output (Volume):		
Average Number of Days of TWC Foster Day Care Paid per Month	42,087	42,383
Average Number of Days of TWC Relative Day Care Paid Per Month	36,469	36,656
Average Number of Days of TWC Protective Day Care Paid per Month	109,050	109,645
Efficiencies:		
Average Daily Cost for TWC Foster Day Care Services	23.78	24.49
Average Daily Cost for TWC Relative Day Care Services	22.16	22.81
Average Daily Cost for TWC Protective Day Care Services	21.95	22.61
B.1.9. Strategy: FOSTER CARE PAYMENTS		
Output (Volume):		
Average Number of FPS-paid Days of Foster Care per Month	491,215	495,038
Average Number of Children (FTE) Served in FPS-paid Foster Care per Month	16,105	16,275
Efficiencies:		
Average Monthly FPS Expenditures for Foster Care	33,302,307	33,503,842
Average Monthly FPS Payment per Foster Child (FTE)	2,067.77	2,058.58
B.1.10. Strategy: ADOPTION/PCA PAYMENTS		
Output (Volume):		
Average Number of Children Provided Adoption Subsidy per Month	46,311	48,668
Average Monthly Number of Children Receiving Permanency Care Assistance	2,820	3,488
Efficiencies:		
Average Monthly Payment per Adoption Subsidy	422.42	422
Average Monthly Permanency Care Assistance Payment per Child	401.12	401.12

DEPARTMENT OF FAMILY AND PROTECTIVE SERVICES
(Continued)

B.1.11. Strategy: RELATIVE CAREGIVER PAYMENTS

Output (Volume):

Average Monthly Number of Children Receiving Monetary Assistance from the Relative and Other Designated Caregiver Program per Month	1,675	1,690
---	-------	-------

Efficiencies:

Average Monthly Cost per Child Receiving Monetary Assistance from the Relative and Other Designated Caregiver Program	610.05	610.05
---	--------	--------

C. Goal: PREVENTION PROGRAMS

Outcome (Results/Impact):

Percent of CYD Youth Not Referred to Texas Juvenile Justice Department	98.8%	98.8%
--	-------	-------

C.1.1. Strategy: STAR PROGRAM

Output (Volume):

Average Number of STAR Youth Served per Month	5,618	5,697
---	-------	-------

Efficiencies:

Average Monthly FPS Cost per STAR Youth Served	311.51	307.19
--	--------	--------

C.1.2. Strategy: CYD PROGRAM

Output (Volume):

Average Number of CYD Youth Served per Month	7,607	10,872
--	-------	--------

Efficiencies:

Average Monthly FPS Cost per CYD Youth Served	66.16	64.04
---	-------	-------

D. Goal: ADULT PROTECTIVE SERVICES

Outcome (Results/Impact):

Percent of Elderly Persons and Persons with Disabilities Found to be in a State of Abuse/Neglect/Exploitation Who Receive Protective Services	84.3	84.8
---	------	------

Incidence of Abuse/Neglect/Exploitation per 1,000 Persons Receiving Services in Facility Settings	5.2	5
---	-----	---

Percent of Repeat Maltreatment within Six Months of Intake (APS)	9.7%	9.7%
--	------	------

Adult Protective Services Caseworker Turnover Rate	20	20
--	----	----

D.1.1. Strategy: APS DIRECT DELIVERY STAFF

Output (Volume):

Number of Completed APS In-Home Investigations	85,282	88,293
--	--------	--------

Number of Confirmed APS In-Home Investigations	59,441	64,540
--	--------	--------

Number of Completed Investigations in Facility Settings	13,992	14,306
---	--------	--------

Efficiencies:

APS Daily Caseload per Worker (In-Home)	31.5	31.5
---	------	------

APS Daily Caseload per Worker (Facility Investigations)	3.6	3.6
---	-----	-----

D.1.3. Strategy: APS PURCHASED EMERGENCY CLIENT SVCS

Output (Volume):

Average Number of Clients Receiving APS Purchased Emergency Client Services	1,142	1,142
---	-------	-------

Efficiencies:

Average Monthly Cost per Client Receiving APS Purchased Emergency Client Services	631.26	631.26
---	--------	--------

E. Goal: CHILD CARE REGULATION

Outcome (Results/Impact):

Percent of Investigations with a High Risk Finding	10.6%	10.7%
--	-------	-------

E.1.1. Strategy: CHILD CARE REGULATION

Output (Volume):

Number of Child Care Facility Inspections	41,835	42,299
---	--------	--------

Number of Completed Child Abuse/Neglect Investigations	3,869	3,913
--	-------	-------

2. **Capital Budget.** None of the funds appropriated above may be expended for capital budget items except as listed below. The amounts shown below shall be expended only for the purposes shown and are not available for expenditure for other purposes. Amounts appropriated above and identified in this provision as appropriations either for "Lease Payments to the Master Lease Purchase Program" or for items with an "(MLPP)" notation shall be expended only for the purpose of making lease-purchase payments to the Texas Public Finance Authority pursuant to the provisions of Government Code §1232.103.

DEPARTMENT OF FAMILY AND PROTECTIVE SERVICES
(Continued)

	<u>2016</u>	<u>2017</u>
a. Acquisition of Information Resource Technologies		
(1) Computer Devices Lease Payments	\$ 10,511,934	\$ 10,594,848
(2) IMPACT Upgrades	30,220,644	7,793,465
(3) Software Licenses	2,350,716	2,374,352
(4) CLASS Upgrades	6,971,237	886,093
(5) Casework System Modernization and Accessibility	10,549,158	10,549,157
(6) Administrative Systems	504,895	504,897
(7) Child Care Licensing Fee Collection ²	1,410,607	UB
(8) Statewide Intake (SWI) Automated Call Distributor (ACD) Replacement	1,964,000	736,760
(9) Refresh Smart Phones	1,476,683	354,585
(10) PEI Databases	3,300,397	UB
(11) FINDRS	1,163,007	UB
(12) Cybersecurity Advancement	450,000	450,000
 Total, Acquisition of Information Resource Technologies	 <u>\$ 70,873,278</u>	 <u>\$ 34,244,157</u>
b. Data Center Consolidation		
(1) Data Center Consolidation	4,845,217	6,188,796
 Total, Data Center Consolidation	 <u>\$ 4,845,217</u>	 <u>\$ 6,188,796</u>
 Total, Capital Budget	 <u>\$ 75,718,495</u>	 <u>\$ 40,432,953</u>
 Method of Financing (Capital Budget):		
<u>General Revenue Fund</u>		
General Revenue Fund ²	\$ 53,452,972	\$ 24,563,880
GR Match for Medicaid	396,523	369,805
Subtotal, General Revenue Fund	<u>\$ 53,849,495</u>	<u>\$ 24,933,685</u>
 Federal Funds	 21,869,000	 15,499,268
 Total, Method of Financing	 <u>\$ 75,718,495</u>	 <u>\$ 40,432,953</u>

- 3. Limitation on Expenditures for Conservatorship Suits.** To the extent allowed by federal regulation, federal funds may be used by the department in conjunction with funds provided by counties with which the department has child welfare contracts, to pay for legal representation for children or their parents in suits in which the department is seeking to be named conservator. No general revenue funds appropriated to the department may be used to make such payments except in situations where the Governor declares it an emergency and with prior written approval of the Legislative Budget Board and the Governor.

To request approval, the department shall submit in a timely manner a written request to the Legislative Budget Board and the Governor that includes the following information:

- a. a detailed explanation of the purpose(s) of the expenditure and whether the expenditure will be one-time or ongoing;
- b. the name of the strategy or strategies affected by the expenditure and the method of financing and FTEs for each strategy by fiscal year;
- c. the impact of the expenditure on performance levels and, where relevant, a comparison to targets included in this Act for the affected strategy or strategies; and
- d. the impact of the expenditure on the capital budget.

Additional information requested by the Legislative Budget Board or the Governor should be provided in a timely manner. The request and information provided subsequently shall be prepared in a format specified by the Legislative Budget Board.

DEPARTMENT OF FAMILY AND PROTECTIVE SERVICES

(Continued)

The request shall be considered to be disapproved unless the Legislative Budget Board and the Governor issue written approvals within 30 business days of the date on which the staff of the Legislative Budget Board concludes its review of the request and forwards the review to the Chair of the House Appropriations Committee, Chair of the Senate Finance Committee, Speaker of the House, and Lieutenant Governor. Any requests for additional information made by the Legislative Budget Board shall interrupt the counting of the 30 business days.

4. **Appropriation of Funds from Counties, Cities, and Other Local Sources.** All funds received by the department from counties, cities, and other local sources and all balances from such sources as of August 31, 2015, are hereby appropriated for the biennium ending August 31, 2017 (estimated to be \$0), for the purpose of carrying out the provisions of this Act.
5. **Accounting of Support Costs.** The Comptroller of Public Accounts shall establish separate accounts from which certain support costs shall be paid. The Department of Family and Protective Services may make transfers into separate accounts from line item strategies in order to pay for these expenses in an efficient and effective manner. Only costs not directly attributable to a single program may be budgeted in or paid from these accounts. Items to be budgeted in and paid from these accounts include but are not limited to: postage, occupancy costs, equipment repair, telephones, office printing costs, supplies, freight and transport costs, telephone system costs, and salary and travel costs of staff whose function supports several programs. The department shall be responsible for quarterly allocations of these costs to the original strategies.
6. **Foster Care Rates.** Out of funds appropriated above,
 - a. The Department of Family and Protective Services shall reimburse foster families at least \$17.12 per day for children under 12 years old and \$17.50 per day for children age 12 and older during the 2016-17 biennium. Notwithstanding the transfer provisions in the general provisions (general transfer provisions) and other transfer provisions of this Act, the department may transfer funds into Strategy B.1.9, Foster Care Payments, for the purpose of maintaining these rates. The department may not transfer funds out of Strategy B.1.9, Foster Care Payments, without the prior written approval of the Legislative Budget Board and the Governor.
 - b. The department may also use funds in Strategy B.1.9, Foster Care Payments, to recommend alternate service provision that will consider expansion of contract services, regional planning, service outcomes, and appropriate funding mechanisms to be tested in pilot projects. Such pilot approaches to innovative service delivery shall be designed in conjunction with providers, approved by the Health and Human Services Commission, and funded at no increased cost to the State. The department may include a modification of rates for new pilot approaches implemented in this manner.
 - c. The department is appropriated in Strategy B.1.9, Foster Care Payments, \$168,317,158 in General Revenue Funds and \$124,108,590 in TANF Federal Funds for fiscal year 2016, and \$173,690,126 in General Revenue Funds and \$124,108,591 in TANF Federal Funds for fiscal year 2017. Notwithstanding the transfer provisions in the general provisions (general transfer provisions) and other transfer provisions of this Act, the department may not transfer these funds out of Strategy B.1.9, Foster Care Payments, without the prior written approval of the Legislative Budget Board and the Governor.
 - d. The department may use funds in Strategy B.1.9, Foster Care Payments, for payment rates for foster care redesign. The payment rates for foster care redesign may not result in total expenditures for any fiscal year that exceed the amounts appropriated by this Act for foster care and related family services, except to the extent that any increase in total foster care expenditures is the direct result of caseload growth in foster care.
7. **Other Reporting Requirements.**
 - a. **Federal Reports.** The Department of Family and Protective Services shall submit the following information to the Legislative Budget Board and the Governor no later than the date the respective report is submitted to the federal government:
 - (1) Notification of proposed State Plan amendments or waivers for the Medicaid program, the Foster Care and Adoption Assistance program, the Temporary Assistance for Needy Families program, the Child Welfare Services program, and any other federal

DEPARTMENT OF FAMILY AND PROTECTIVE SERVICES

(Continued)

grant requiring a state plan. State plan amendments and waiver submissions shall also be provided to the Senate Health and Human Services, House Human Services, and House Public Health committees.

- (2) A copy of each report or petition submitted to the federal government relating to the Medicaid program, the Foster Care and Adoption Assistance program, the Temporary Assistance for Needy Families program, the Child Welfare Services program, and any other federal grant requiring a state plan, including expenditure reports and cost allocation revisions.
- b. **Federal Issues.** The Department of Family and Protective Services shall notify the Legislative Budget Board and the Governor on a timely basis about emerging issues that could result in the loss of more than \$1 million in federal revenue assumed in the appropriations act.
- c. **Monthly Financial Reports.** The Department of Family and Protective Services shall submit the following information to the Legislative Budget Board and the Governor on a monthly basis:
- (1) Information on appropriated, budgeted, expended, and projected funds, by strategy and method of finance.
 - (2) A report detailing revenues, expenditures, and balances for earned federal funds as of the last day of the prior month.
 - (3) Narrative explanations of significant budget adjustments, ongoing budget issues, and other items as appropriate.
 - (4) Any other information requested by the Legislative Budget Board or the Governor.

The monthly financial reports shall be prepared in a format specified by the Legislative Budget Board.

- d. **Quarterly Caseload Updates.** The Department of Family and Protective Services shall submit the following information to the Legislative Budget Board and the Governor on a quarterly basis beginning September 1, 2015:
- (1) Strategy B.1.9, Foster Care Payments, program expenditures by method-of-financing, and performance measure targets, for fiscal years 2013 through 2017; and
 - (2) Strategy B.1.10, Adoption Subsidy and Permanency Care Assistance Payments, program expenditures by method-of-financing, and performance measure targets, for fiscal years 2013 through 2017.

The reports shall be prepared and submitted in a format specified by the Legislative Budget Board.

8. **Limitation on Expenditures for Administrative Overhead.** Funds appropriated above in Strategy B.1.3, TWC Contracted Day Care, may be used only to purchase child day care services through the Texas Workforce Commission.

The Department of Family and Protective Services' expenditures for administrative overhead payments to the Texas Workforce Commission and local workforce boards in connection with any agreement to provide child day care services out of funds appropriated above shall be limited to no more than 5 percent of all amounts paid for child day care services out of funds appropriated above.

9. **Human Resources Management Plan.** From funds appropriated above, the Texas Department of Family and Protective Services shall develop a Human Resources Management Plan designed to improve employee morale and retention. The plan must focus on reducing employee turnover through better management. The Texas Department of Family and Protective Services shall report semi-annually to the Senate Finance Committee, the House Committee on Appropriations, the Legislative Budget Board, and the Governor the employee turnover rate, by job category, at the

DEPARTMENT OF FAMILY AND PROTECTIVE SERVICES

(Continued)

agency during the preceding twelve months. The effectiveness of the agency's plan shall be measured by whether there is a reduction in employee turnover rates at the agency, specifically by the reduction in the turnover rates for caseworkers.

- 10. Appropriation Transfer Between Fiscal Years.** Notwithstanding the transfer provisions in the general provisions (general transfer provisions) and other transfer provisions of this Act, the Department of Family and Protective Services may transfer appropriations made above for Strategy B.1.9, Foster Care Payments, and Strategy B.1.10, Adoption Subsidy and Permanency Care Assistance Payments, for fiscal year 2017 to fiscal year 2016, subject to the following conditions provided by this section:
 - a. Transfers under this section may be made only if costs associated with providing foster care or adoption subsidy payments exceed the funds appropriated for these payments for fiscal year 2016;
 - b. Transfers from Strategy B.1.9, Foster Care Payments, may not exceed \$12,700,000 in General Revenue Funds and \$8,800,000 in TANF Federal Funds;
 - c. Transfers from Strategy B.1.10, Adoption Subsidy and Permanency Care Assistance Payments, may not exceed \$6,200,000 in General Revenue Funds;
 - d. A transfer authorized by this section must receive the prior written approval of the Legislative Budget Board and the Governor; and
 - e. The Comptroller of Public Accounts shall cooperate as necessary to assist the completion of a transfer and spending made under this section.
- 11. Adult Protective Services and Mental Health and Intellectual Disability Investigations.** Out of the funds appropriated above for Strategy D.1.1, APS Direct Delivery Staff, and Strategy D.1.2, APS Program Support, the Department of Family and Protective Services shall maximize the use of federal Medicaid funding.
- 12. Appropriation of Unexpended Balances for Prevention Programs.** All unexpended balances appropriated above for the strategies in Goal C, Prevention Programs, for the fiscal year ending August 31, 2016, are hereby appropriated for the same purposes for the fiscal year beginning September 1, 2016. The department shall notify the Legislative Budget Board and the Governor as to why the appropriations were not needed, and how they will be used, prior to budgeting and expending the balances. The notification shall be prepared in a format specified by the Legislative Budget Board.
- 13. Limitation on Transfers: CPS and APS Direct Delivery Staff.**
 - a. **Funding.** Notwithstanding any other transfer provision in this Act, none of the funds appropriated by this Act to the Department of Family and Protective Services for Strategy B.1.1, CPS Direct Delivery Staff, and Strategy D.1.1, APS Direct Delivery Staff, may be transferred to any other item of appropriation or expended for any purpose other than the specific purpose for which the funds are appropriated without the prior written approval of the Legislative Budget Board and the Governor.
 - b. **Full-time-equivalent (FTE) Positions.** Out of the FTE positions appropriated above to the Department of Family and Protective Services, 9,245.5 positions for fiscal year 2016 and 9,335.3 positions for fiscal year 2017 are allocated to Strategy B.1.1, CPS Direct Delivery Staff, and 996.9 positions for fiscal year 2016 and 1,006.5 positions for fiscal year 2017 are allocated to Strategy D.1.1, APS Direct Delivery Staff.

Notwithstanding any other transfer provision in this Act, none of the FTEs allocated by this Act to the Department of Family and Protective Services for Strategy B.1.1, CPS Direct Delivery Staff, and Strategy D.1.1, APS Direct Delivery Staff, may be transferred to any other item of appropriation or utilized for any purpose other than the specific purpose for which the FTEs are allocated without the prior written approval of the Legislative Budget Board and the Governor.

DEPARTMENT OF FAMILY AND PROTECTIVE SERVICES

(Continued)

- c. **Request for Approval.** To request approval for the transfer of funds and/or FTEs, the department shall submit in a timely manner a written request to the Legislative Budget Board and the Governor that includes the following information:
- (1) a detailed explanation of the purpose(s) of the transfer and whether the expenditure will be one-time or ongoing;
 - (2) the name of the originating and receiving strategies, and the method of financing and FTEs for each strategy by fiscal year;
 - (3) an estimate of performance levels and, where relevant, a comparison to targets included in this Act for both the originating and the receiving strategies; and
 - (4) the capital budget impact.

Additional information requested by the Legislative Budget Board or the Governor should be provided in a timely manner. The request and information provided subsequently shall be prepared in a format specified by the Legislative Budget Board.

The transfer request shall be considered to be disapproved unless the Legislative Budget Board and the Governor issue written approvals within 30 business days of the date on which the staff of the Legislative Budget Board concludes its review of the request and forwards the review to the Chair of the House Appropriations Committee, Chair of the Senate Finance Committee, Speaker of the House, and Lieutenant Governor. Any requests for additional information made by the Legislative Budget Board shall interrupt the counting of the 30 business days.

The Comptroller of Public Accounts shall not allow the transfer of funds if the Legislative Budget Board provides notification to the Comptroller of Public Accounts that the requirements of this provision have not been satisfied.

- 14. Reimbursement of Advisory Council Members.** Pursuant to Human Resources Code §40.025, reimbursement of expenses for Family and Protective Services Council members, out of funds appropriated above, is hereby authorized such that the sum total of all reimbursements for members of the Council shall not exceed \$15,000 per fiscal year.
- 15. Reporting Requirement on Minority Child Removals.** The Department of Family and Protective Services shall report, by October 1 of each year of the biennium, to the House Appropriations Committee, the Senate Finance Committee, the Legislative Budget Board, and the Governor, the number of children removed from their homes by child protective services and the number of children investigated, by ethnic group, in the seven largest urban regions of the state during the preceding fiscal year. The Department may include the information in an existing report or a new report.
- 16. Medicaid and Title IV-E Federal Funds.** Out of the funds appropriated above, the Department of Family and Protective Services shall maximize the use of federal entitlement revenue from the Medicaid and Title IV-E Foster Care, Adoption Assistance, and Permanency Care Assistance programs.
- a. **Appropriations for Child Protective Services.** Included in the amounts appropriated above for child protective services are the following amounts of federal entitlement revenue from the Medicaid and Title IV-E Foster Care and Adoption Assistance programs:
- (1) Strategy B.1.1, CPS Direct Delivery Staff: \$4,859,423 in Medicaid Federal Funds and \$55,025,141 in Title IV-E Federal Funds for fiscal year 2016, and \$4,831,250 in Medicaid Federal Funds and \$54,189,860 in Title IV-E Federal Funds for fiscal year 2017; and
 - (2) Strategy B.1.2, CPS Program Support: \$227,648 in Medicaid Federal Funds and \$9,210,006 in Title IV-E Federal Funds for fiscal year 2016, and \$228,152 in Medicaid Federal Funds and \$9,213,262 in Title IV-E Federal Funds for fiscal year 2017.

DEPARTMENT OF FAMILY AND PROTECTIVE SERVICES

(Continued)

- b. **Appropriations for Adult Protective Services.** Included in the amounts appropriated above for adult protective services are the following amounts of federal entitlement revenue from the Medicaid program:
- (1) Strategy D.1.1, APS Direct Delivery Staff: \$4,571,932 in Medicaid Federal Funds for fiscal year 2016, and \$4,592,973 in Medicaid Federal Funds for fiscal year 2017; and
 - (2) Strategy D.1.2, APS Program Support: \$528,608 in Medicaid Federal Funds for fiscal year 2016, and \$515,681 in Medicaid Federal Funds for fiscal year 2017.
- c. **Limitation on Use of General Revenue Funds and TANF Federal Funds.** In the event that federal entitlement revenues exceed the amounts noted above, the department may spend the General Revenue Funds and TANF Federal Funds thereby made available only to the extent authorized in writing by the Legislative Budget Board and the Governor.
- d. **Request for Approval to Use General Revenue Funds and TANF Federal Funds.** To request approval pursuant to subsection (c) above, the department shall submit a written request to the Legislative Budget Board and the Governor that includes the following information:
- (1) the reason for and amount of federal entitlement revenue that exceeds the amounts noted in subsection (a) or (b) above;
 - (2) a detailed explanation of the purpose(s) of the expenditure and whether the expenditure will be one-time or ongoing;
 - (3) the name of the strategy or strategies affected by the expenditure and the method of financing and FTEs for each strategy by fiscal year;
 - (4) the impact of the expenditure on performance levels and, where relevant, a comparison to targets included in this Act for the affected strategy or strategies; and
 - (5) the impact of the expenditure on the capital budget.

Additional information requested by the Legislative Budget Board or the Governor should be provided in a timely manner. The request and information provided subsequently shall be prepared and submitted in a format specified by the Legislative Budget Board.

- e. The Comptroller of Public Accounts shall not allow the expenditure of funds if the Legislative Budget Board provides notification to the Comptroller of Public Accounts that the requirements of this provision have not been satisfied.

- 17. Reimbursement of Advisory Committee Members.** Pursuant to Government Code §2110.004, reimbursement of expenses for advisory committee members, out of the funds appropriated above, not to exceed the amounts stated below per fiscal year, is limited to the following advisory committees:

Parental Advisory Committee	\$3,000
Promote Adoption of Minority Children Advisory Committee	\$19,200

To the maximum extent possible, the department shall encourage the use of videoconferencing and teleconferencing and shall schedule meetings and locations to facilitate the travel of participants so that they may return the same day and reduce the need to reimburse members for overnight stays.

- 18. CPS Investigative Pay.** The Department of Family and Protective Services is authorized to continue to provide the amount of \$5,000 per fiscal year established by the Seventy-ninth Legislature for child protective services investigation caseworkers and supervisors. The pay shall be paid at the rate of \$416.67 per month, or pro-rata portion if a partial month is worked in the position. This pay is in addition to the salary rates stipulated by the General Provisions of this Act relating to the position classifications and assigned salary ranges.
- 19. Child and Family Services Review.** None of the funds appropriated above to the Department of Family and Protective Services may be used to pay for federal penalties associated with the Child and Family Services Review process without the prior written approval of the Legislative Budget Board and the Governor.

DEPARTMENT OF FAMILY AND PROTECTIVE SERVICES
(Continued)

To request approval, the department shall submit in a timely manner a written request to the Legislative Budget Board and the Governor that includes the following information:

- a. a copy of the federal document imposing and/or assessing the penalty;
- b. a detailed explanation of the reason for the penalty and the efforts that were undertaken to avoid the penalty;
- c. the name of the strategy or strategies affected by the expenditure and the method of financing and FTEs for each strategy by fiscal year;
- d. the impact of the expenditure on performance levels and, where relevant, a comparison to targets included in this Act for the affected strategy or strategies; and
- e. the impact of the expenditure on the capital budget.

Additional information requested by the Legislative Budget Board or the Governor should be provided in a timely manner. The request and information provided subsequently shall be prepared in a format specified by the Legislative Budget Board.

The request shall be considered to be disapproved unless the Legislative Budget Board and the Governor issue written approvals within 30 business days of the date on which the staff of the Legislative Budget Board concludes its review of the request and forwards the review to the Chair of the House Appropriations Committee, Chair of the Senate Finance Committee, Speaker of the House, and Lieutenant Governor. Any requests for additional information made by the Legislative Budget Board shall interrupt the counting of the 30 business days.

- 20. Contingency Reduction for TANF Supplemental Grant Award.** The Health and Human Services Commission shall inform the Legislative Budget Board within 10 business days that it has received notification from the federal Department of Health and Human Services, Administration on Children and Families, that the State of Texas has been awarded a TANF Supplemental Grant for federal fiscal year 2016 or federal fiscal year 2017. Contingent on notification from the Legislative Budget Board that the State of Texas has received a TANF Supplemental Grant award (estimated to be \$51,707,774 for federal fiscal year 2016, and \$51,707,774 for federal fiscal year 2017), the Comptroller of Public Accounts shall reduce General Revenue Funds appropriated above in Strategy B.1.1, CPS Direct Delivery Staff, by the amount of the award.
- 21. Juvenile Probation Foster Care Candidates.** The Department of Family and Protective Services (DFPS) and the Texas Juvenile Justice Department (TJJD) shall, to the extent authorized by state and federal law, maximize the use of Title IV-E Federal Funds for administrative costs of the county juvenile probation departments for foster care candidates. It is legislative intent that DFPS and TJJD work together with the county juvenile probation departments to examine changes in policies and practices needed to meet federal regulations, and move forward with changes that are economical and efficient in order to claim Title IV-E administrative costs for foster care candidates.
- 22. Timely Due Process.** The Department of Family and Protective Services shall use the following amounts to contract for legal staff and pay for other operating expenses necessary to reduce the backlog of appeal cases filed by persons with abuse or neglect findings:

 - a. \$86,465 in General Revenue Funds for fiscal year 2016 and \$83,653 in General Revenue Funds for fiscal year 2017, from funds appropriated above in Strategy D.1.2. APS Program Support, and
 - b. \$913,535 in General Revenue Funds for fiscal year 2016 and \$916,347 in General Revenue Funds for fiscal year 2017, from funds appropriated above in Strategy E.1.1, Child Care Regulation.
- 23. Rates and Payments.** None of the funds appropriated above to the Department of Family and Protective Services may be used to reimburse a provider for foster care services in an amount that exceeds the applicable foster care reimbursement rate, as established by the Health and Human Services Commission for a child at that service level, unless the Department is unable to locate a provider that is willing and able to provide a safe and appropriate placement at the applicable rate.

DEPARTMENT OF FAMILY AND PROTECTIVE SERVICES

(Continued)

- 24. Limitation on Appropriations for Day Care Services.** Notwithstanding the transfer provisions in the general provisions (general transfer provisions) and other transfer provisions of this Act, the Department of Family and Protective Services may not spend more than the amounts appropriated above in Strategy B.1.3, TWC Contracted Day Care, without the prior written approval of the Legislative Budget Board and the Governor.

To request approval, the department shall submit in a timely manner a written request to the Legislative Budget Board and the Governor that includes the following information:

- a. a detailed explanation of the need for day care services and the steps that have been taken to address the need without exceeding the amounts appropriated above;
- b. a five-year history of expenditures for day care services with information on the number of days purchased and the average cost per day;
- c. the name of the strategy or sub-strategies affected by the increase in expenditures and the method of financing and FTEs for each strategy by fiscal year;
- d. the impact of the expenditure on performance levels and, where relevant, a comparison to targets included in this Act for the affected strategy or sub-strategies; and
- e. the impact of the expenditure on the capital budget.

Additional information requested by the Legislative Budget Board or the Governor should be provided in a timely manner. The request and information provided subsequently shall be prepared in a format specified by the Legislative Budget Board.

The request shall be considered to be disapproved unless the Legislative Budget Board and the Governor issue a written approval within 30 business days of the date on which the staff of the Legislative Budget Board concludes its review of the request and forwards the review to the Chair of the House Appropriations Committee, Chair of the Senate Finance Committee, Speaker of the House, and Lieutenant Governor. Any requests for additional information made by the Legislative Budget Board shall interrupt the counting of the 30 business days.

The Comptroller of Public Accounts shall not allow the transfer of funds if the Legislative Budget Board provides notification to the Comptroller of Public Accounts that the requirements of this provision have not been satisfied.

- 25. Foster Care Redesign.** Out of funds appropriated above to the Department of Family and Protective Services in Goal B, Child Protective Services, the agency shall:

- a. Report selected performance measures identified by the Legislative Budget Board that will allow for comparative analysis between the legacy foster care and the redesigned foster care systems.
- b. Provide a report that contains the most recent data for the selected comparative performance measures, an analysis of the data that identifies trends and related impact occurring in the redesigned foster care system, identification and analysis of factors negatively impacting any outcomes, recommendations to address problems identified from the data, and any other information necessary to determine the status of the redesigned foster care system. The report shall be prepared in a format specified by the Legislative Budget Board and shall be submitted August 1st and February 1st of each year of the biennium. The report shall be provided to the Legislative Budget Board, the Office of the Governor, the House Committee on Appropriations, the Senate Committee on Finance, the House Committee on Human Services, and the Senate Committee on Health and Human Services. The report shall also be posted on the agency's webpage in order to ensure transparency with stakeholders.
- c. Ensure that all tasks, related FTEs, and associated funding to be transferred from DFPS to a single source continuum contractor (SSCC) are clearly identified and agreed upon prior to each subsequent rollout.

DEPARTMENT OF FAMILY AND PROTECTIVE SERVICES

(Continued)

- d. Continue the use of an independent evaluation to complete process and outcome evaluations throughout the entire rollout and implementation of foster care redesign in each established catchment area. All evaluations shall be provided to the Office of the Governor, the House Committee on Appropriations, the Senate Committee on Finance, the House Committee on Human Services, and the Senate Committee on Health and Human Services.
 - e. Develop a progressive intervention plan and contingency plan for the continuity of foster care service delivery in certain geographic areas. This plan should be published on DFPS website.
 - f. Develop and report on quality indicators for measuring child and family well-being in both the legacy and redesigned systems.
- 26. At-Risk Prevention Programs and Services.** From the amounts appropriated above in Strategy C.1.5, Other At-Risk Prevention Programs, the Department of Family and Protective Services shall allocate for the state fiscal biennium beginning September 1, 2015, \$3,050,000 for one or more competitively procured established statewide networks of community-based prevention programs that provide evidence-based programs delivered by trained full-time staff, and address conditions resulting in negative outcomes for children and youth. Any vendor selected to deliver these services must provide dollar-for-dollar matching funds. All other funding appropriated in Strategy C.1.5, Other At-Risk Prevention Programs, shall be used for child abuse and neglect prevention programs in accordance with a comprehensive plan developed by the department. This plan shall include the following:
- a. only programs that are evidence-based or incorporate promising practices;
 - b. community-based programs located throughout the state;
 - c. performance measures that gauge program effectiveness;
 - d. focuses on children ages 0 - 17; and
 - e. public-private collaboration that enhances state resources to reach more children, youth and families.

The department is required to seek public input during the development of the plan.

- 27. College Degree Pay.** The Department of Family and Protective Services may pay 3.4 percent to 6.8 percent above the current base salary for employees with targeted college degrees determined by the department to be relevant to their positions. The targeted degrees include but are not limited to: social work, counseling, early childhood education, psychology, criminal justice, elementary or secondary education, sociology, human services and child development.
- 28. On-Call Pay.** It is expressly provided that the Department of Family and Protective Services, to the extent permitted by law, may pay compensation for on-call time at the following rates: credit for one hour of base pay worked for each day of on-call during the normal work week, and two hours of base pay worked for each day of on-call during a weekend and on holidays. This credit shall be in addition to actual hours worked during normal duty hours and actual hours worked during on-call status. For employees subject to the Fair Labor Standards Act (FLSA), an hour of on-call service shall be considered to be an hour worked during the week for purposes of the FLSA only to the extent required by federal law.
- 29. High Risk Pay.** The Department of Family and Protective Services may pay additional compensation for the following positions effective September 1, 2015:
- Child Protective Services Investigative caseworker and human service technician
 - Child Protective Services Conservatorship caseworker and human service technician
 - Child Protective Services Family Based Safety Services caseworker and human service technician
 - Child Protective Services I See You caseworker and human service technician
 - Adult Protective Services In-Home caseworker
 - Adult Protective Services MH and ID Investigations caseworker
 - Residential Child Care Licensing Investigative caseworker
 - Day Care Licensing Investigative caseworker

DEPARTMENT OF FAMILY AND PROTECTIVE SERVICES

(Continued)

The additional compensation is in the amount of \$50 per month to be included in the employee's monthly compensation proportional to the hours worked during the month. An employee is no longer eligible to receive this additional compensation beginning with the first day of the month in which an employee is no longer assigned to one of the positions included in this rider.

- 30. Title IVE Waiver.** Out of funds appropriated above,
- a. The Department of Family and Protective Services may transfer funds out of Strategy B.1.9, Foster Care Payments, to Strategy B.1.12, Title IVE Waiver, for the purpose of implementing a Title IVE waiver project authorized under the 2011 federal Child and Family Services Improvement and Innovation Act. Pursuant to Rider 6, Foster Care Rates, the department may not transfer funds out of Strategy B.1.9, Foster Care Payments, authorized by this section, without the prior written approval of the Legislative Budget Board and the Governor.
 - b. The department may transfer any unexpended and unobligated balances remaining as of August 31, 2016 for the same purposes for the fiscal year beginning September 1, 2016.
 - c. It is the intent of the Legislature that the activities that the agency engages in under the Title IVE Waiver be consistent with the goal of implementing a Title IVE waiver plan that is cost neutral over a 5-year period.
 - d. The written request shall be submitted in a timely manner and include:
 - (1) information on whether the transfer of funds from Strategy B.1.9, Foster Care Payments, will create a need for supplemental funding or a transfer from another agency; and
 - (2) a detailed plan explaining how the funds will be spent, allocated, or encumbered.

Additional information requested by the Legislative Budget Board or the Governor should be provided in a timely manner.

The transfer request shall be considered to be disapproved unless the Legislative Budget Board and the Governor issue written approvals within 30 business days of the date on which the staff of the Legislative Budget Board concludes its review of the request and forwards the review to the Chair of the House Appropriations Committee, Chair of the Senate Finance Committee, Speaker of the House, and Lieutenant Governor. Any requests for additional information made by the Legislative Budget Board shall interrupt the counting of the 30 business days.

- 31. Exempt Salary for the Commissioner of the Department of Family and Protective Services.**⁴ Notwithstanding Article IX, Section 3.04, the annual compensation for the individual occupying the position of Commissioner of the Department of Family and Protective Services on September 1, 2015 shall be \$236,286. Notwithstanding the rate listed in the Department's "Schedule of Exempt Positions," the annual salary for any other individual subsequently occupying that exempt position may not exceed \$168,000.
- 32. Relative Caregiver Payments.** Included in the amounts appropriated above in Strategy B.1.11, Relative Caregiver Payments, is \$12,261,980 in fiscal year 2016 and \$12,371,835 in fiscal year 2017. Notwithstanding the transfer provisions in the general provisions (general transfer provisions) and other transfer provisions of this Act, the department may not transfer these funds out of Strategy B.1.11, Relative Caregiver Payments, without the prior written approval of the Legislative Budget Board and the Governor.

DEPARTMENT OF FAMILY AND PROTECTIVE SERVICES

(Continued)

- 33. Sunset Contingency.**⁵ Pursuant to Government Code Chapter 325, the Department of Family and Protective Services (DFPS) was the subject of review by the Sunset Advisory Commission and a report pertaining to DFPS was delivered to the Eighty-fourth Legislature. Government Code 325.015 provides that the legislature may by law continue DFPS for up to 12 years, if such a law is passed before the sunset date for DFPS.
- 1) Funds appropriated above are contingent on such action continuing DFPS by the Eighty-fourth Legislature.
 - 2) In the event that the legislature does not choose to continue the agency, the funds appropriated for fiscal year 2016, or as much thereof as may be necessary, are to be used to provide for the phase out of agency operations or to address the disposition of agency programs and operations as provided by the legislation.
- 34. Youth Specialist Activities.** Out of funds appropriated above in Strategy B.1.6, PAL Purchased Services, the Department of Family and Protective Services (DFPS) shall allocate \$100,000 in General Revenue Funds in fiscal year 2016 and \$100,000 in General Revenue Funds in fiscal year 2017 for regional youth leadership specialist and youth specialist activities, including:
- a. assisting DFPS with the development of services, policies, and procedures for foster youth;
 - b. the creation and coordination of leadership opportunities for foster youth;
 - c. assisting foster youth in understanding the foster children's bill of rights developed under Section 263.008, Family Code;
 - d. coordinating and facilitating the operation of the regional youth leadership councils;
 - e. facilitation of the operation of the state youth leadership council;
 - f. training for regional youth specialists and the youth specialist at the state office; and travel to the regional youth leadership council and state youth leadership council; and
 - g. travel to the regional youth leadership council and state youth leadership council.
- 35. Mentoring Stipend.** Out of funds appropriated above, the Department of Family and Protective Services may pay additional compensation for the mentoring of new employees as a means to increase worker retention. The additional compensation may not exceed \$300 per month to be included in the employee's monthly compensation, proportional to the hours paid during the month.
- 36. Parental Child Safety Placement Caseworkers.** Included in the amounts appropriated above in Strategy B.1.1, CPS Direct Delivery Staff, is \$2,550,034 in General Revenue Funds and \$2,868,698 in All Funds in fiscal year 2016 and \$1,932,704 in General Revenue Funds and \$2,131,302 in All Funds in fiscal year 2017 for 30.3 FTEs per fiscal year and for implementing a pilot project that ensures consistent and frequent contact with the caregivers of children who are in parental child safety placement (PCSP). In implementing this pilot, DFPS shall also:
- a. develop guidelines for caseworkers for parental child safety placements;
 - b. develop a tracking system for these placements; and
 - c. report to the Legislative Budget Board (LBB) by December 1, 2016 on whether improved outcomes were achieved by these placements, along with a recommendation to expand or cease the project.

The report to the Legislative Budget Board should include information on the number of children diverted from foster care as a result of a PCSP, the number of children that are able to remain in their home communities due to a PCSP, the ability of family members or other designated caregivers to provide for the children, length of time in the PCSP, the number of case closures due to a PCSP, the number of families receiving legal assistance, and any other information or outcomes DFPS determines appropriate.

DEPARTMENT OF FAMILY AND PROTECTIVE SERVICES

(Continued)

- 37. CASA Family Finding Collaboration.** Out of funds appropriated above in strategy B.1.2, CPS Program Support, the Department of Family and Protective Services (DFPS) shall allocate \$226,800 in General Revenue Funds in fiscal year 2016 and \$321,800 in General Revenue Funds in fiscal year 2017 for a contract with a statewide organization for volunteer advocate programs authorized under Texas Family Code, Section 264.604. Funding shall be used for personnel, developing curriculum, training and other necessary costs to support family finding efforts in order to increase permanency options and other beneficial outcomes for children and youth in state custody.

DFPS shall enter into a memorandum of understanding with volunteer advocates programs to specify the respective roles of volunteer advocates programs and local CPS offices. DFPS shall develop a method to evaluate the success of this effort in improving child outcomes.

Not later than December 1, 2016, DFPS shall report to the Legislative Budget Board, Office of the Governor, the Chair of the House Appropriations Committee, Chair of the Senate Finance Committee, Speaker of the House, Lieutenant Governor, and the permanent standing committees in the House of Representatives and the Senate with jurisdiction over health and human services on the success of these CASA family finding services on improving child permanency outcomes.

- 38. Prevention Outcomes.** Included in the amount appropriated above in Goal C, Prevention Programs, is \$117,746,343 in All Funds for the 2016-17 biennium. Not later than December 1, 2016, the Department of Family and Protective Services shall report on the effectiveness of the prevention programs. Specifically, DFPS shall report the number of families served for each prevention program, how the additional appropriations provided in the 2016-17 biennium, which is a \$37,041,467 increase from the 2014-15 biennium, are being expended, and whether:

- 1) Parents abuse or neglect their children during or up to 3 years after receiving services;
- 2) Youth are referred to juvenile courts during or after services;
- 3) Protective factors in parenting have increased (based on a validated pre and post survey);
- 4) The programs focused on children ages three and under helped to reduce the number of child fatalities;
- 5) The parents receiving the services had any prior CPS involvement; and
- 6) Any other outcome measures DFPS determines are appropriate based on the Strategic Plan for PEI required in SB 206, Eighty-fourth Legislature, Regular Session, or similar legislation.

The report shall be provided to the Legislative Budget Board, Office of the Governor, the Chair of the House Appropriations Committee, Chair of the Senate Finance Committee, Speaker of the House, Lieutenant Governor, and the permanent standing committees in the House of Representatives and the Senate with jurisdiction over health and human services.

- 39. Abusive Head Trauma Prevention.** Out of funds appropriated above in Strategy C.1.5, Other At-Risk Prevention Programs, up to \$673,193 in General Revenue Funds and \$673,627 in All Funds in fiscal year 2016 and \$1,366,268 in General Revenue Funds and \$1,366,605 in All Funds in fiscal year 2017 may be allocated to prevent abusive head trauma and other child abuse and neglect related fatalities for hospital-based and prenatal provider parent education focused on infant crying. The Department shall evaluate the effectiveness of the program and provide a report to the legislature no later than September 1, 2017.

- 40. Contingency for Senate Bill 125.⁶** Appropriations above in Strategy B.1.2, CPS Program Support, includes \$229,788 in General Revenue Funds and \$257,130 in All Funds and 3.1 FTEs in fiscal year 2016 and \$335,117 in General Revenue Funds and \$374,992 in All Funds and 3.1 FTEs in fiscal year 2017, contingent upon passage and enactment of Senate Bill 125, or similar legislation relating to certain assessments for children in the conservatorship of the Department of Family and Protective Services (DFPS), by the Eighty-fourth Legislature, Regular Session.

- 41. Compensation Effectiveness.** Out of funds appropriated above, the Department of Family and Protective Services (DFPS) shall report to the Legislative Budget Board, Office of the Governor, the Chair of the House Appropriations Committee, Chair of the Senate Finance Committee, Speaker of the House, Lieutenant Governor, and the permanent standing committees in the House of Representatives and the Senate with jurisdiction over health and human services by December 1, 2016, on the effectiveness of the merit salary increases, paying down of overtime hours to 140 hours, and mentoring stipends on improving recruitment and retention rates by region.

DEPARTMENT OF FAMILY AND PROTECTIVE SERVICES
(Continued)

- 42. Rate Increases for Foster Care Providers.**⁷ Included in the amounts appropriated above in Strategy B.1.9, Foster Care Payments, is \$24,980,448 in All Funds, including \$9,914,264 in General Revenue Funds and \$8,217,181 in TANF Federal Funds, for the 2016-17 biennium for rate increases for certain foster care providers. The funding is intended to provide a:
- a. 5.1% increase to Child Placing Agencies retainage (weighted across all service levels);
 - b. 9.58% increase for the Specialized level and 0.3% for the Intense level at Residential Treatment Centers; and
 - c. 6% increase for Emergency Shelters.

¹ Incorporates Article IX, §18.35, of this Act, due to enactment of HB19, 84th Legislature, Regular Session, relating to a preventive services program and mental health programs for veterans and military families, resulting in increases of \$1,205,964 in FY 2016 and \$2,409,036 in FY 2017 out of General Revenue funds.

² Incorporates Article IX, §18.58, of this Act, due to enactment of SB206, 84th Legislature, Regular Session, relating to the functions of the Department of Family and Protective Services, resulting in an increase of \$1,410,607 in FY 2016 out of General Revenue funds. Capital Budget was adjusted accordingly.

³ Modified to reflect technical correction to allocate funding appropriated at the Health and Human Services Commission for Health and Human Services Accounting System (HHSAS) to Centralized Accounting and Payroll/Personnel System (CAPPS) upgrade and enhancements and the Office of the Inspector General lease, resulting in increases of \$2,032,464 in FY 2016 and \$2,464,873 in FY 2017 out of General Revenue funds and increases of \$201,012 in FY 2016 and \$243,779 in FY 2017 out of Federal Funds.

⁴ Article IX, §18.02, of this Act, increases the salary for the Commissioner from \$230,523 to \$236,286. Amounts in rider 31 were adjusted accordingly.

⁵ SB 206 and SB 200, 84th Legislature, Regular Session, were enacted, relating to the continuation and functions of the Department of Family and Protective Services.

⁶ SB 125, 84th Legislature, Regular Session, was enacted, relating to certain assessments for children in the conservatorship of the Department of Family and Protective Services.

⁷ Modified to reflect technical correction to identify correct foster care providers.

DEPARTMENT OF STATE HEALTH SERVICES

	For the Years Ending	
	August 31, 2016	August 31, 2017
	<u>2016</u>	<u>2017</u>
Method of Financing:		
<u>General Revenue Fund</u>		
General Revenue Fund ^{1, 2, 3, 4, 5, 6}	\$ 860,008,074	\$ 860,723,836
GR Match for Medicaid	34,867,914	28,963,725
GR Certified as Match for Medicaid	10,629,333	10,614,648
GR for Mental Health Block Grant	294,047,315	293,968,203
GR for Substance Abuse Prevention and Treatment Block Grant	43,723,529	48,051,821
GR for Maternal and Child Health Block Grant	40,478,868	40,478,866
GR for HIV Services	53,050,334	53,050,334
General Revenue - Insurance Companies Maintenance Tax and Insurance Department Fees ⁴	6,527,806	6,527,804
Vendor Drug Rebates—Public Health	7,886,357	7,886,357
 Subtotal, General Revenue Fund	 <u>\$ 1,351,219,530</u>	 <u>\$ 1,350,265,594</u>
<u>General Revenue Fund - Dedicated</u>		
Vital Statistics Account No. 019	4,561,674	4,561,673
Hospital Licensing Account No. 129	1,656,693	1,656,691
Food and Drug Fee Account No. 341	1,683,050	1,683,050
Bureau of Emergency Management Account No. 512	2,355,607	2,355,605
Department of Health Public Health Services Fee Account No. 524	13,293,460	13,293,458
Commission on State Emergency Communications Account No. 5007	1,822,173	1,822,172
Asbestos Removal Licensure Account No. 5017	3,245,125	3,245,124
Workplace Chemicals List Account No. 5020 ⁷	2,189,522	2,189,521
Certificate of Mammography Systems Account No. 5021	1,112,877	1,112,877
Oyster Sales Account No. 5022	252,000	252,000
Food and Drug Registration Account No. 5024	6,461,377	6,461,375
Permanent Fund for Health and Tobacco Education and Enforcement Account No. 5044	4,774,838	4,774,838
Permanent Fund Children & Public Health Account No. 5045	2,387,434	2,387,434
Permanent Fund for EMS & Trauma Care Account No. 5046	2,387,434	2,387,434
Permanent Hospital Fund for Capital Improvements and the Texas Center for Infectious Disease Account No. 5048	1,385,000	1,385,000
State Owned Multicategorical Teaching Hospital Account No. 5049	4,904,883	4,904,882
EMS, Trauma Facilities, Trauma Care Systems Account No. 5108	2,382,698	2,382,697
Trauma Facility and EMS Account No. 5111	165,431,636	165,431,634
Childhood Immunization Account No. 5125	144,807	144,807
Health Department Laboratory Financing Fees (formerly 3595)	2,733,200	1,896,500
WIC Rebates (formerly 3597)	220,129,373	220,129,373
Permanent Fund for Health and Tobacco Education and Enforcement-Medicaid Match	100,000	100,000
 Subtotal, General Revenue Fund - Dedicated	 <u>\$ 445,394,861</u>	 <u>\$ 444,558,145</u>
 Federal Funds	 1,178,057,106	 1,137,488,790
<u>Other Funds</u>		
Appropriated Receipts	63,639,294	58,931,088
State Chest Hospital Fees and Receipts	1,558,290	1,558,290
DSHS Public Health Medicaid Reimbursements	106,996,608	112,346,439
Interagency Contracts	85,536,588	73,789,782
License Plate Trust Fund Account No. 0802	359,000	359,000
MH Collections for Patient Support and Maintenance	13,207,522	13,207,522
MH Appropriated Receipts	6,726,514	6,726,514
 Subtotal, Other Funds	 <u>\$ 278,023,816</u>	 <u>\$ 266,918,635</u>
 Total, Method of Financing	 <u>\$ 3,252,695,313</u>	 <u>\$ 3,199,231,164</u>
 Other Direct and Indirect Costs Appropriated Elsewhere in this Act	 \$ 10,031,344	 \$ 10,706,468

This bill pattern represents an estimated 100% of this agency's estimated total available funds for the biennium.

Number of Full-Time-Equivalents (FTE):^{4, 7}	12,220.7	12,220.7
--	----------	----------

DEPARTMENT OF STATE HEALTH SERVICES
(Continued)

Schedule of Exempt Positions:⁸

Commissioner, Group 7	\$248,412	\$248,412
-----------------------	-----------	-----------

Items of Appropriation:

A. Goal: PREPAREDNESS AND PREVENTION

Preparedness and Prevention Services.

A.1.1. Strategy: PUBLIC HEALTH PREP. & COORD. SVCS Public Health Preparedness and Coordinated Services.	\$ 90,253,127	\$ 75,531,123
A.1.2. Strategy: HEALTH DATA AND ANALYSIS	\$ 36,452,778	\$ 31,744,572
A.2.1. Strategy: IMMUNIZE CHILDREN & ADULTS IN TEXAS Immunize Children and Adults in Texas.	\$ 95,049,069	\$ 95,049,068
A.2.2. Strategy: HIV/STD PREVENTION	\$ 191,678,663	\$ 191,678,661
A.2.3. Strategy: INFECTIOUS DISEASE PREV/EPI/SURV Infectious Disease Prevention, Epidemiology and Surveillance.	\$ 26,558,848	\$ 24,788,847
A.2.4. Strategy: TB SURVEILLANCE & PREVENTION TB Surveillance and Prevention.	\$ 28,165,299	\$ 28,165,299
A.3.1. Strategy: CHRONIC DISEASE PREVENTION Health Promotion & Chronic Disease Prevention.	\$ 10,034,404	\$ 10,034,404
A.3.2. Strategy: REDUCE USE OF TOBACCO PRODUCTS Reducing the Use of Tobacco Products Statewide.	\$ 14,219,707	\$ 14,219,707
A.3.3. Strategy: ABSTINENCE EDUCATION	\$ 5,244,547	\$ 5,244,547
A.3.4. Strategy: KIDNEY HEALTH CARE	\$ 19,337,704	\$ 19,337,703
A.3.5. Strategy: CHILDREN WITH SPECIAL NEEDS Children with Special Health Care Needs.	\$ 43,821,256	\$ 43,821,254
A.3.6. Strategy: EPILEPSY SERVICES	\$ 1,937,811	\$ 1,937,811
A.3.7. Strategy: HEMOPHILIA SERVICES	\$ 323,477	\$ 323,477
A.4.1. Strategy: LABORATORY SERVICES	<u>\$ 70,321,768</u>	<u>\$ 73,949,598</u>
Total, Goal A: PREPAREDNESS AND PREVENTION	<u>\$ 633,398,458</u>	<u>\$ 615,826,071</u>

B. Goal: COMMUNITY HEALTH SERVICES

B.1.1. Strategy: PROVIDE WIC SERVICES Provide WIC Services: Benefits, Nutrition Education & Counseling.	\$ 816,849,812	\$ 816,849,812
B.1.2. Strategy: WOMEN & CHILDREN'S HEALTH SERVICES Women and Children's Health Services.	\$ 77,218,293	\$ 77,218,291
B.1.3. Strategy: COMMUNITY PRIMARY CARE SERVICES	\$ 13,416,299	\$ 13,416,298
B.2.1. Strategy: MENTAL HEALTH SVCS-ADULTS ^{3, 5} Mental Health Services for Adults.	\$ 315,742,587	\$ 349,834,557
B.2.2. Strategy: MENTAL HEALTH SVCS-CHILDREN Mental Health Services for Children.	\$ 97,660,082	\$ 106,990,586
B.2.3. Strategy: COMMUNITY MENTAL HEALTH CRISIS SVCS ⁶ Community Mental Health Crisis Services.	\$ 127,656,512	\$ 125,913,510
B.2.4. Strategy: NORTHSTAR BEHAV HLTH WAIVER NorthSTAR Behavioral Health Waiver.	\$ 128,398,238	\$ 45,666,302
B.2.5. Strategy: SUBSTANCE ABUSE PREV/INTERV/TREAT Substance Abuse Prevention, Intervention and Treatment.	\$ 157,072,333	\$ 168,038,323
B.3.1. Strategy: EMS AND TRAUMA CARE SYSTEMS	\$ 174,557,112	\$ 174,557,107
B.3.2. Strategy: INDIGENT HEALTH CARE REIMBURSEMENT Indigent Health Care Reimbursement (UTMB).	\$ 4,904,883	\$ 4,904,882
B.3.3. Strategy: COUNTY INDIGENT HEALTH CARE SVCS County Indigent Health Care Services.	<u>\$ 2,186,446</u>	<u>\$ 2,186,443</u>
Total, Goal B: COMMUNITY HEALTH SERVICES	<u>\$ 1,915,662,597</u>	<u>\$ 1,885,576,111</u>

DEPARTMENT OF STATE HEALTH SERVICES
(Continued)

C. Goal: HOSPITAL FACILITIES AND SERVICES		
Hospital Facilities Management and Services.		
C.1.1. Strategy: TX CENTER FOR INFECTIOUS DISEASE	\$ 12,400,877	\$ 12,400,877
Texas Center for Infectious Disease (TCID).		
C.1.2. Strategy: RIO GRANDE STATE OUTPATIENT CLINIC	\$ 4,236,911	\$ 4,236,910
Rio Grande State Center Outpatient Clinic.		
C.1.3. Strategy: MENTAL HEALTH STATE HOSPITALS	\$ 434,737,229	\$ 437,902,640
C.2.1. Strategy: MENTAL HEALTH COMMUNITY HOSPITALS	<u>\$ 99,971,621</u>	<u>\$ 109,971,620</u>
Total, Goal C: HOSPITAL FACILITIES AND SERVICES	<u>\$ 551,346,638</u>	<u>\$ 564,512,047</u>
D. Goal: CONSUMER PROTECTION SERVICES		
D.1.1. Strategy: FOOD (MEAT) AND DRUG SAFETY ⁴	\$ 25,373,028	\$ 25,354,074
D.1.2. Strategy: ENVIRONMENTAL HEALTH ^{4,7}	\$ 7,410,976	\$ 7,410,973
D.1.3. Strategy: RADIATION CONTROL	\$ 9,090,512	\$ 9,090,511
D.1.4. Strategy: HEALTH CARE PROFESSIONALS ⁴	\$ 6,585,124	\$ 6,585,122
D.1.5. Strategy: HEALTH CARE FACILITIES	\$ 9,708,945	\$ 9,689,991
D.1.6. Strategy: TEXAS.GOV	<u>\$ 1,156,867</u>	<u>\$ 1,156,867</u>
Texas.Gov. Estimated and Nontransferable.		
Total, Goal D: CONSUMER PROTECTION SERVICES	<u>\$ 59,325,452</u>	<u>\$ 59,287,538</u>
E. Goal: INDIRECT ADMINISTRATION		
E.1.1. Strategy: CENTRAL ADMINISTRATION ²	\$ 19,080,034	\$ 19,080,032
E.1.2. Strategy: IT PROGRAM SUPPORT ¹	\$ 27,860,002	\$ 25,873,671
Information Technology Program Support.		
E.1.3. Strategy: OTHER SUPPORT SERVICES	\$ 6,700,567	\$ 6,691,382
E.1.4. Strategy: REGIONAL ADMINISTRATION	<u>\$ 1,568,512</u>	<u>\$ 1,549,557</u>
Total, Goal E: INDIRECT ADMINISTRATION	<u>\$ 55,209,115</u>	<u>\$ 53,194,642</u>
F. Goal: CAPITAL ITEMS		
F.1.1. Strategy: LABORATORY (AUSTIN) BOND DEBT	\$ 2,733,200	\$ 1,896,500
F.1.2. Strategy: REPAIR & RENOVATION: MH FACILITIES	<u>\$ 21,171,218</u>	<u>\$ 2,875,696</u>
Capital Repair and Renovation: Mental Health Facilities.		
Total, Goal F: CAPITAL ITEMS	<u>\$ 23,904,418</u>	<u>\$ 4,772,196</u>
G. Goal: TEXAS CIVIL COMMITMENT OFFICE		
G.1.1. Strategy: TEXAS CIVIL COMMITMENT OFFICE ^{3,8}	\$ 13,848,635	\$ 16,062,559
Grand Total, DEPARTMENT OF STATE HEALTH SERVICES	<u>\$ 3,252,695,313</u>	<u>\$ 3,199,231,164</u>
Object-of-Expense Informational Listing:		
Salaries and Wages	\$ 483,084,475	\$ 482,643,302
Other Personnel Costs	17,090,751	17,075,310
Professional Fees and Services	149,202,301	143,079,451
Fuels and Lubricants	1,512,055	1,512,055
Consumable Supplies	9,348,526	9,342,862
Utilities	14,043,699	14,040,470
Travel	9,471,316	9,465,010
Rent - Building	2,065,671	2,065,671
Rent - Machine and Other	10,403,325	10,402,641
Other Operating Expense	502,945,428	514,141,392
Client Services	904,545,522	858,862,810
Food for Persons - Wards of State	8,996,480	8,996,480
Grants	1,095,555,968	1,104,909,906
Capital Expenditures	<u>44,429,796</u>	<u>22,693,804</u>
Total, Object-of-Expense Informational Listing	<u>\$ 3,252,695,313</u>	<u>\$ 3,199,231,164</u>

DEPARTMENT OF STATE HEALTH SERVICES
(Continued)

Estimated Allocations for Employee Benefits and Debt Service Appropriations Made Elsewhere in this Act:

<u>Employee Benefits</u>		
Retirement	\$ 44,813,004	\$ 45,016,555
Group Insurance	145,311,712	159,023,398
Social Security	37,095,430	37,280,907
Benefits Replacement	<u>1,515,523</u>	<u>1,371,548</u>
Subtotal, Employee Benefits	<u>\$ 228,735,669</u>	<u>\$ 242,692,408</u>
<u>Debt Service</u>		
TPFA GO Bond Debt Service	\$ 17,098,615	\$ 16,166,002
Lease Payments	<u>308,934</u>	<u>306,465</u>
Subtotal, Debt Service	<u>\$ 17,407,549</u>	<u>\$ 16,472,467</u>
Total, Estimated Allocations for Employee Benefits and Debt Service Appropriations Made Elsewhere in this Act	<u>\$ 246,143,218</u>	<u>\$ 259,164,875</u>

- 1. Performance Measure Targets.** The following is a listing of the key performance target levels for the Department of State Health Services. It is the intent of the Legislature that appropriations made by this Act be utilized in the most efficient and effective manner possible to achieve the intended mission of the Department of State Health Services. In order to achieve the objectives and service standards established by this Act, the Department of State Health Services shall make every effort to attain the following designated key performance target levels associated with each item of appropriation.

	<u>2016</u>	<u>2017</u>
A. Goal: PREPAREDNESS AND PREVENTION		
Outcome (Results/Impact):		
Percent of Staff Reached During Public Health Disaster Response Drills	80%	80%
Vaccination Coverage Levels among Children Aged 19 to 35 Months	70.4%	70.4%
Incidence Rate of TB Among Texas Residents	4.4	4.4
Prevalence of Tobacco Use among Middle & High School Youth in Target Areas of Texas	21.8%	21.8%
Prevalence of Smoking among Adult Texans	18.2	18.2
A.1.2. Strategy: HEALTH DATA AND ANALYSIS		
Efficiencies:		
Average Number of Days to Certify or Verify Vital Statistics Records	11	11
A.2.1. Strategy: IMMUNIZE CHILDREN & ADULTS IN TEXAS		
Output (Volume):		
Number of Vaccine Doses Administered to Children	15,020,205	15,320,609
Explanatory:		
Dollar Value (in Millions) of Vaccine Provided by the Federal Government	370	377
A.2.2. Strategy: HIV/STD PREVENTION		
Output (Volume):		
Number of Persons Served by the HIV Medication Program	20,119	21,052
A.2.3. Strategy: INFECTIOUS DISEASE PREV/EPI/SURV		
Output (Volume):		
Number of Communicable Disease Investigations Conducted	200,000	200,000
A.3.3. Strategy: ABSTINENCE EDUCATION		
Output (Volume):		
Number of Persons Served in Abstinence Education Programs	48,000	48,000
A.3.4. Strategy: KIDNEY HEALTH CARE		
Output (Volume):		
Number of Kidney Health Clients Provided Services	18,782	18,782
A.3.5. Strategy: CHILDREN WITH SPECIAL NEEDS		
Output (Volume):		
Average Monthly Caseload of Children with Special Health Care Needs (CSHCN) Clients Receiving Health Care Benefits	1,096	1,096

DEPARTMENT OF STATE HEALTH SERVICES
(Continued)

B. Goal: COMMUNITY HEALTH SERVICES

Outcome (Results/Impact):

Percentage of Eligible WIC Population Served	69%	69%
Number of Infant Deaths Per Thousand Live Births (Infant Mortality Rate)	5.7	5.7
Percentage of Low Birth Weight Births	8.2%	8.2%
Number of Pregnant Females Age 13-19 Per Thousand (Adolescent Pregnancy Rate)	45	45
Percent of Adults Receiving Community Mental Health Services Whose Functional Level Improved	83%	83%
Percent of Children Receiving Community Mental Health Services Whose Functional Level Improved	82%	82%
Percent of Persons Receiving Crisis Services Who Avoid Psychiatric Hospitalization within 30 Days	89%	89%
Percent of Adults Who Complete Treatment Programs and Report No Past Month Substance Use at Follow-up	90%	90%
Percent of Youth Who Complete Treatment Programs and Report No Past Month Substance Use at Follow-up	88%	88%

B.1.1. Strategy: PROVIDE WIC SERVICES

Output (Volume):

Number of WIC Participants Provided Nutritious Supplemental Food	958,644	958,644
---	---------	---------

Explanatory:

WIC Breastfeeding Initiation Rate	85.6	86.6
-----------------------------------	------	------

B.1.2. Strategy: WOMEN & CHILDREN'S HEALTH SERVICES

Output (Volume):

Number of Infants <1 and Children Age 1-21 Years Provided Dental and Child Health Services by the Maternal and Child Health Program	41,733	41,733
Number of Women over 21 Provided Services by the Maternal and Child Health Program (Title V)	23,412	23,412

B.1.3. Strategy: COMMUNITY PRIMARY CARE SERVICES

Output (Volume):

Number of Primary Health Care Eligible Patients Provided Access to Primary Care Services	80,000	80,000
---	--------	--------

B.2.1. Strategy: MENTAL HEALTH SVCS-ADULTS

Output (Volume):

Average Monthly Number of Adults Receiving Community Mental Health Services	60,995	66,375
--	--------	--------

Efficiencies:

Average Monthly Cost Per Adult Receiving Community Mental Health Services	390	384
--	-----	-----

B.2.2. Strategy: MENTAL HEALTH SVCS-CHILDREN

Output (Volume):

Average Monthly Number of Children Receiving Community Mental Health Services	12,561	14,038
--	--------	--------

B.2.3. Strategy: COMMUNITY MENTAL HEALTH CRISIS SVCS

Output (Volume):

Number of Persons Receiving Crisis Residential Services Per Year Funded by GR	30,915	30,915
Number of Persons Receiving Crisis Outpatient Services Per Year Funded by GR	72,200	72,200

Efficiencies:

Average Amount of GR Spent Per Person for Crisis Residential Services	2,500	2,500
Average Amount of GR Spent Per Person for Crisis Outpatient Services	600	600

B.2.4. Strategy: NORTHSTAR BEHAV HLTH WAIVER

Output (Volume):

Number of Persons Served by NorthSTAR Behavioral Health Services Waiver Per Year	77,083	30,263
---	--------	--------

B.2.5. Strategy: SUBSTANCE ABUSE

PREV/INTERV/TREAT

Output (Volume):

Average Monthly Number of Adults Served in Substance Abuse Prevention Programs	45,439	46,878
Average Monthly Number of Youth Served in Substance Abuse Prevention Programs	178,265	184,529
Average Monthly Number of Adults Served in Substance Abuse Intervention Programs	9,149	9,188
Average Monthly Number of Youth Served in Substance Abuse Intervention Programs	1,400	1,400
Average Monthly Number of Adults Served in Treatment Programs for Substance Abuse	7,633	8,803
Average Monthly Number of Youth Served in Treatment Programs for Substance Abuse	1,254	1,439

DEPARTMENT OF STATE HEALTH SERVICES
(Continued)

B.3.1. Strategy: EMS AND TRAUMA CARE SYSTEMS		
Output (Volume):		
Number of Emergency Health Care Providers (EMS Firms, Hospitals, RACS) Assisted through EMS/Trauma System Funding Programs	2,337	2,337
Explanatory:		
Number of Trauma Facilities	280	280
Number of Stroke Facilities	125	125
C. Goal: HOSPITAL FACILITIES AND SERVICES		
C.1.1. Strategy: TX CENTER FOR INFECTIOUS DISEASE		
Output (Volume):		
Number of Inpatient Days, Texas Center for Infectious Disease	12,700	12,700
C.1.2. Strategy: RIO GRANDE STATE OUTPATIENT CLINIC		
Output (Volume):		
Number of Outpatient Visits, Rio Grande State Center Outpatient Clinic	37,404	37,404
C.1.3. Strategy: MENTAL HEALTH STATE HOSPITALS		
Output (Volume):		
Average Daily Census of State Mental Health Facilities	2,376	2,376
Efficiencies:		
Average Daily Facility Cost Per Occupied State Mental Health Facility Bed	466	466
C.2.1. Strategy: MENTAL HEALTH COMMUNITY HOSPITALS		
Output (Volume):		
Average Daily Number of Occupied Mental Health Community Hospital Beds	556	606
Efficiencies:		
Average Daily Cost Per Occupied Mental Health Community Hospital Bed	492.62	501.05
D. Goal: CONSUMER PROTECTION SERVICES		
Outcome (Results/Impact):		
Percentage of Licenses Issued within Regulatory Timeframe	99%	99%
D.1.1. Strategy: FOOD (MEAT) AND DRUG SAFETY		
Efficiencies:		
Average Cost Per Surveillance Activity - Food/Meat and Drug Safety	295	295
D.1.2. Strategy: ENVIRONMENTAL HEALTH		
Efficiencies:		
Average Cost Per Surveillance Activity - Environmental Health	200	200
D.1.3. Strategy: RADIATION CONTROL		
Efficiencies:		
Average Cost Per Surveillance Activity - Radiation Control	300	300
D.1.4. Strategy: HEALTH CARE PROFESSIONALS		
Output (Volume):		
Number of Health Care Professionals and Licensed Chemical Dependency Counselors Licensed, Permitted, Certified, Registered, or Documented	100,000	100,000
G. Goal: TEXAS CIVIL COMMITMENT OFFICE		
G.1.1. Strategy: TEXAS CIVIL COMMITMENT OFFICE^{3,9}		
Output (Volume):		
Number of Sex Offenders Provided Treatment and Supervision	285	332
Efficiencies:		
Average Cost Per Sex Offender for Treatment and Supervision	49,118	48,381
Explanatory:		
Number of New Civil Commitments	43	43
2. Capital Budget. None of the funds appropriated above may be expended for capital budget items except as listed below. The amounts shown below shall be expended only for the purposes shown and are not available for expenditure for other purposes. Amounts appropriated above and identified in this provision as appropriations either for "Lease Payments to the Master Lease Purchase Program" or for items with an "(MLPP)" notation shall be expended only for the purpose of making lease-purchase payments to the Texas Public Finance Authority pursuant to the provisions of Government Code, §1232.103.		

DEPARTMENT OF STATE HEALTH SERVICES
(Continued)

	2016	2017
a. Construction of Buildings and Facilities		
(1) Laboratory - Bond Debt Service	\$ 2,733,200	\$ 1,896,500
b. Repair or Rehabilitation of Buildings and Facilities		
(1) Renovation of State Hospitals	18,297,097	UB
(2) Ebola - Lab Renovations, Safety and Security ⁴	1,559,000	UB
Total, Repair or Rehabilitation of Buildings and Facilities	\$ 19,856,097	\$ UB
c. Acquisition of Information Resource Technologies		
(1) WIC PC Replacement	3,070,165	3,585,165
(2) Seat Management	6,120,652	5,976,952
(3) IT Accessibility	1,079,943	1,079,943
(4) Critical Information Technology - Mental Health State Hospitals	1,660,000	UB
(5) Information Technology Security Improvements	1,200,000	1,200,000
(6) Enhance Registries - TB/HIV/STD Systems Improvement (THISIS)	1,277,830	UB
(7) Info Sys Improvements - Clinical Management for Behavioral Health Services - DSM 5	1,000,000	1,000,000
(8) Information Systems - WIC Evolution	14,445,800	680,000
(9) Linking Data for Health Information Quality	1,000,000	1,000,000
(10) Improve Client CARE Systems - Enterprise	3,400,000	3,400,000
(11) Application Remediation for Data Center Consolidation	603,200	UB
(12) Vital Records System (TxEver)	9,416,412	4,708,206
(13) Information Technology - Mental Health ¹⁰	1,822,365	1,822,364
(14) Cybersecurity	1,500,000	1,500,000
(15) Ebola - Surveillance and Communications ¹¹	1,725,000	UB
Total, Acquisition of Information Resource Technologies	\$ 49,321,367	\$ 25,952,630
d. Transportation Items		
(1) Vehicles	2,544,226	UB
e. Acquisition of Capital Equipment and Items		
(1) Misc Lab Equipment ¹¹	2,435,822	2,031,909
(2) Capital Equipment for Mental Health Facilities	1,650,000	1,650,000
(3) State Hospital - Cameras	1,000,000	UB
(4) Regional Laundry	738,193	UB
(5) Ebola - Laboratory Equipment ¹¹	522,999	UB
Total, Acquisition of Capital Equipment and Items	\$ 6,347,014	\$ 3,681,909
f. Other Lease Payments to the Master Lease Purchase Program (MLPP)		
(1) Payment of MLPP - Energy Conservation - MH	2,271,105	2,255,372
g. Data Center Consolidation		
(1) Data Center Consolidation	18,462,650	18,397,843
Total, Capital Budget	\$ 101,535,659	\$ 52,184,254

DEPARTMENT OF STATE HEALTH SERVICES
(Continued)

Method of Financing (Capital Budget):

<u>General Revenue Fund</u>		
General Revenue Fund ¹⁰	\$ 56,476,781	\$ 27,300,475
GR Match for Medicaid	187,237	187,231
GR Certified as Match for Medicaid	153,000	153,000
GR for Mental Health Block Grant	63,549	63,574
GR for Substance Abuse Prevention and Treatment Block Grant	29,178	28,746
GR for HIV Services	3,191,783	3,278,661
General Revenue - Insurance Companies		
Maintenance Tax and Insurance Department Fees	11,415	11,745
Subtotal, General Revenue Fund	<u>\$ 60,112,943</u>	<u>\$ 31,023,432</u>
 <u>General Revenue Fund - Dedicated</u>		
Vital Statistics Account No. 019	31,125	32,025
Hospital Licensing Account No. 129	3,065	3,154
Food and Drug Fee Account No. 341	4,667	4,802
Bureau of Emergency Management Account No. 512	5,260	5,412
Department of Health Public Health Services Fee Account No. 524	264,349	271,989
Commission on State Emergency Communications Account No. 5007	59	61
Asbestos Removal Licensure Account No. 5017	93,590	94,078
Workplace Chemicals List Account No. 5020	1,626	1,673
Certificate of Mammography Systems Account No. 5021	713	734
Food and Drug Registration Account No. 5024	11,905	12,249
Permanent Fund for Health and Tobacco Education and Enforcement Account No. 5044	19,900	20,475
Permanent Fund Children & Public Health Account No. 5045	521	536
Permanent Fund for EMS & Trauma Care Account No. 5046	2,460	2,531
EMS, Trauma Facilities, Trauma Care Systems Account No. 5108	121	124
Trauma Facility and EMS Account No. 5111	693	713
Health Department Laboratory Financing Fees (formerly 3595)	2,733,200	1,896,500
Subtotal, General Revenue Fund - Dedicated	<u>\$ 3,173,254</u>	<u>\$ 2,347,056</u>
 Federal Funds	 24,237,867	 11,585,104
 <u>Other Funds</u>		
Appropriated Receipts	10,695,628	4,709,632
DSHS Public Health Medicaid Reimbursements	2,310,822	1,513,736
Interagency Contracts	1,005,145	1,005,294
Subtotal, Other Funds	<u>\$ 14,011,595</u>	<u>\$ 7,228,662</u>
 Total, Method of Financing	 <u>\$ 101,535,659</u>	 <u>\$ 52,184,254</u>

3. Client Services. It is the intent of the Legislature that the Department of State Health Services (DSHS) and the Department of Family and Protective Services (DFPS) enter into a Memorandum of Understanding for providing outpatient substance abuse treatment services by DSHS to referred DFPS clients.

4. Other Reporting Requirements.

a. **Federal Reports.** The Department of State Health Services shall submit the following information to the Legislative Budget Board and the Governor no later than the date the respective report is submitted to the federal government:

- (1) Notification of proposed State Plan amendments and waivers for the Maternal and Child Health Block Grant (Title V of the Social Security Act), the Special Supplemental Food Program for Women, Infants and Children Program (Child Nutrition Act of 1966), and the Substance Abuse, Prevention and Treatment Block Grant and any other federal grant requiring a state plan. State Plan amendments and waiver submissions shall also be provided to the Senate Health and Human Services, House Human Services, and House Public Health committees.

DEPARTMENT OF STATE HEALTH SERVICES

(Continued)

- (2) A copy of each report or petition submitted to the federal government relating to the grants and programs noted above under section a (1).

- b. **Federal Issues.** The Department of State Health Services shall notify the Legislative Budget Board and the Governor on a timely basis about emerging issues that could result in the loss of more than \$1,000,000 in federal revenue assumed in the appropriations act.

- c. **SAPT Maintenance of Effort Calculation.** The Department of State Health Services shall submit by September 1 of each year of the biennium to the Legislative Budget Board and the Governor a detailed analysis of all funds used for the calculation of the Substance Abuse Prevention and Treatment Block Grant Maintenance of Effort requirement for fiscal years 2015, 2016, and 2017. The report shall be in a format prescribed by the Legislative Budget Board and shall be accompanied by any supporting documentation detailing the sources and methodologies utilized in the calculation.

- d. **Monthly Financial Reports.** The Department of State Health Services shall submit the following information to the Legislative Budget Board and the Governor, and make available to the public, on a monthly basis:
 - (1) Information on appropriated, budgeted, expended, and projected funds, by strategy and method of finance.
 - (2) Narrative explanations of significant budget adjustments, ongoing budget issues, and others as appropriate.
 - (3) Collections, expenditures, and balances for revenues generated by the department as of the last day of the prior month.
 - (4) Any other information requested by the Legislative Budget Board or the Governor.

- e. The monthly financial reports shall be prepared in a format specified by the Legislative Budget Board.

- 5. **Transfers of Appropriation - State Owned Hospitals.** The Department of State Health Services (DSHS) shall transfer from non-Medicaid state appropriated funds the following amounts to the Health and Human Services Commission for the Disproportionate Share Hospital Reimbursement Program:

	2016	2017
State Mental Health Hospitals	\$158,038,231	\$158,038,231
Texas Center for Infectious Disease	<u>5,862,342</u>	<u>5,862,342</u>
	\$163,900,573	\$163,900,573

The timing and form of such transfers shall be determined by the Comptroller of Public Accounts in consultation with the Health and Human Services Commission. The Legislative Budget Board may adjust the amounts of such transfers as necessary to match available federal funds. The department shall also transfer non-Medicaid state appropriated funds as necessary for other qualifying state-funded community hospitals including mental health community hospitals. DSHS shall monitor Medicaid utilization rates at these state-owned hospitals to ensure their qualification for the Disproportionate Share Hospital Reimbursement Program.

- 6. **Disposition of Construction Appropriation.** Construction appropriations may be used to pay salaries and travel expenses of department engineers and architects and administrative expenses of construction projects (but shall not exceed \$500,000 in a fiscal year that are paid out of General Obligation Bonds); architect's and engineer's fees; and the actual travel expenses incurred by them or their representatives in making trips of inspection at the discretion of the department during construction, renovation, or repair of buildings and systems or the installation of fixed equipment.

DEPARTMENT OF STATE HEALTH SERVICES
(Continued)

Job titles and rates of pay for such salaried positions of department personnel paid from construction appropriations shall conform to the Position Classification Plan and Classification Salary Schedule.

7. **Appropriation of Local Funds.** All funds received by the department from counties, cities, and any other local governmental entities and all balances from such sources as of August 31, 2015, are hereby appropriated for the biennium ending August 31, 2017, for the purpose of carrying out the provisions of this Act. (Estimated to be \$0.)
8. **Unexpended Construction Balances.**
 - a. **Mental Health Facilities.** Any unexpended construction, repair, or renovation balances from previous appropriations, estimated to be \$0 from fiscal year 2015 to fiscal year 2016 and included in the method of finance above as General Obligation Bond proceeds in Strategy F.1.2, Capital Repair and Renovation: Mental Health Facilities, are hereby appropriated to the Department of State Health Services (DSHS) for the same purposes.
 - b. **Authorization.** Authorization to expend the unexpended construction balances is contingent upon submission of the following reports to the Legislative Budget Board and the Governor. At the same time, the agency shall provide a copy of the reports to the Comptroller of Public Accounts.
 - (1) a report by September 1, 2015 providing actual expenditures for fiscal years 2014 and 2015, and planned expenditures for fiscal years 2016 and 2017 at the project/mental health state hospital level; and
 - (2) a report by March 1 and September 1 of each fiscal year reflecting actual expenditures by project/mental health state hospital for the previous six months. Additional information requested by the Legislative Budget Board or the Governor should be provided in a timely manner. The notification and information provided subsequently shall be prepared in a format specified by the Legislative Budget Board.

The planned expenditures shall be considered to be approved unless the Legislative Budget Board or the Governor issues a written disapproval within 30 business days after the date the Legislative Budget Board staff concludes its review of the proposal to expend the funds and forwards the review to the Chair of the House Appropriations Committee, Chair of the Senate Finance Committee, Speaker of the House, and Lieutenant Governor. Any requests for additional information made by the Legislative Budget Board shall interrupt the counting of the 30 business days.

The Comptroller of Public Accounts shall not allow the use of unexpended balances if the Legislative Budget Board provides notification to the Comptroller of Public Accounts that the requirements of this provision have not been satisfied.

9. **Mental Health Appropriation Transfer Between Fiscal Years.** Notwithstanding the limitations of Article IX, Section 14.01, Appropriation Transfers, the Department of State Health Services may transfer appropriations made for the fiscal year ending August 31, 2017, to the fiscal year ending August 31, 2016, subject to the following conditions provided by this section:
 - a. Transfers under this section may be made only:
 - (1) if costs associated with managing the Mental Health State Hospitals exceed the funds appropriated for these services for fiscal year 2016; or
 - (2) for any emergency expenditure requirements, including expenditures necessitated to ensure the continuation of Medicaid client services to maintain fiscal year 2015 Medicaid caseloads; or
 - (3) if appropriated receipts generated through MH hospital-related programs required to fund appropriations contained in this Act for fiscal year 2016 are less than those contained in the method of financing for the department for fiscal year 2016.

DEPARTMENT OF STATE HEALTH SERVICES
(Continued)

- b. Transfers may not exceed \$15,000,000 in General Revenue.
- c. A transfer authorized by this section must receive the prior approval of the Legislative Budget Board and the Governor.
- d. The Comptroller of Public Accounts shall cooperate as necessary to assist the completion of a transfer and spending made under this section.

10. Limitation: Transfer Authority.

- a. **Notification Regarding Transfers.** Authority granted elsewhere in this Act to transfer funds between any of the Department of State Health Services (DSHS) strategies is contingent upon a written notification from DSHS to the Legislative Budget Board and the Governor at least 30 days prior to the transfer, which includes the following information:
 - (1) a detailed explanation of the purpose(s) of the transfer and whether the expenditure will be one-time or ongoing;
 - (2) the name of the originating and receiving strategies and the method of financing and FTEs for each strategy by fiscal year;
 - (3) an estimate of performance levels and, where relevant, a comparison to targets included in this Act for both the originating and the receiving strategies; and
 - (4) the capital budget impact.
- b. **Transfers that Require Prior Approval.** Transfers to Goal E, Indirect Administration, from other DSHS goals are not permitted without prior written approval. To request approval the agency shall provide the information listed under section (a) to the Legislative Budget Board and the Governor. At the same time, the agency shall provide a copy of the request to the Comptroller of Public Accounts.
- c. **Cost Pools.** Notwithstanding the above limitations, transfers may be made from the appropriation items in section (a) to separate accounts authorized by agency rider and established by the State Comptroller for payment of certain support costs not directly attributable to a single program.
- d. **Cash Management.** Notwithstanding the above limitations, DSHS may temporarily utilize funds for cash flow purposes. All funding used in this manner shall be promptly returned to the originating strategy. This authorization is subject to limitations established by the Comptroller of Public Accounts.

The Comptroller of Public Accounts shall not allow the transfer of funds authorized by any of the above subsections if the Legislative Budget Board provides notification to the Comptroller of Public Accounts that the requirements of this provision have not been satisfied.

In the case of disaster or other emergency, this provision is superseded by the emergency-related transfer authority in Article IX of this Act.

11. Laboratory Funding.

- a. All receipts generated by the Department of State Health Services (DSHS) from laboratory fees during the 2016-17 biennium and deposited in General Revenue-Dedicated Department of Health Public Health Services Fee Account No. 524 under Revenue Object 3561 are hereby appropriated to the DSHS for transfer to the Texas Public Finance Authority for the payment of debt services on the project revenue bonds.
- b. Appropriations made out of the General Revenue Fund to DSHS in Goal E, Indirect Administration, may be transferred for bond debt service payments only if laboratory fees generated by the laboratory during the biennium are insufficient to support the bond debt service, subject to prior approval of the Governor and the Legislative Budget Board and if no funds appropriated to DSHS by this Act have been transferred into Goal E, Indirect Administration.

DEPARTMENT OF STATE HEALTH SERVICES
(Continued)

- c. Included in the appropriations made above in Strategy A.4.1, Laboratory Services, is \$13,043,985 in fiscal year 2016 and \$13,043,985 in fiscal year 2017 from General Revenue-Dedicated Department of Health Public Health Services Fee Account No. 524. These amounts include an unexpended balance of \$0 from the 2014-15 biennium.

12. Appropriations Limited to Revenue Collections.⁴ The Department of State Health Services (DSHS) shall review all of the fee schedules within its authority on an annual basis. The DSHS shall provide a copy of the report to the Legislative Budget Board and the Governor no later than January 1 of each year of the biennium. It is the intent of the Legislature that, to the extent feasible, fees, fines, and other miscellaneous revenues as authorized and generated by the department cover, at a minimum, the cost of the appropriations made for the programs listed in the table below, as well as the "other direct and indirect costs" associated with these programs, appropriated elsewhere in this Act. "Other direct and indirect costs" for these programs are estimated to be \$10,031,344 for fiscal year 2016 and \$10,706,468 for fiscal year 2017. In the event that actual and/or projected revenue collections are insufficient to offset the costs identified by this provision, the Legislative Budget Board may direct that the Comptroller of Public Accounts reduce the appropriation authority provided above to be within the amount of revenue expected to be available. This rider shall apply to revenues generated in the following strategies and deposited under the following revenue codes or account numbers:

Strategy	Revenue Code or Account
D.1.1. Food (Meat) & Drug Safety	341 Food & Drug Retail Fee 5022 Oyster Sales 5024 Food & Drug Registration Fees deposited into 001 to support D.1.1, Food (Meat) and Drug Safety, including fees deposited under the following Revenue Codes: 3142 (Food Service Worker Training); 3180 (Health Regulation Fees, for Body Piercing and Tattoo Studios, Tanning Facility Fees, and Narcotic Treatment Fees); 3400 (Business Fees-Agriculture, for Milk Industry Products); 3414 (Agriculture Inspection Fees, for Meat Inspection); 3554 (Food and Drug Fees, for Medical Device Wholesalers, Food Drug and Cosmetic Sales, and Frozen Desserts).
D.1.2. Environmental Health	5017 Asbestos Removal Licensure 5020 Workplace Chemical List Fees deposited into 001 to support D.1.2, Environmental Health, including fees deposited under the following Revenue Codes: 3123 (Volatile Chemical Sales Permit); 3175 (Professional Fees, for Code Enforcement Officers and Mold Assessors); 3180 (Health Regulation Fees, for Lead-Based Paint Certification Program); 3555 (Hazardous Substance Manufacture); 3562 (Health Related Professional Fees, for Sanitarian Registration); and 3573 (Health Licenses for Camps, for Youth Camps).
D.1.3. Radiation Control	5021 Certification of Mammography Systems Fees deposited into 001 to support D.1.3, Radiation Control, including fees deposited under the following Revenue Codes: 3589 (Radioactive Materials and Devices for Equipment Regulation).

DEPARTMENT OF STATE HEALTH SERVICES
(Continued)

D.1.4. Health Care Professionals

Fees deposited into 001 to support D.1.4, Health Care Professionals, including fees deposited under the following Revenue Codes: 3175 (Professional Fees, for Health Services Providers); 3562 (Health Related Professional Fees, for Marriage and Family Therapists, Massage Therapists, Professional Counselors, and Chemical Dependency Counselors); 3616 (Social Worker Regulation); and 3727 (Fees for Administrative Services, for Council on Sex Offender Treatment Providers).

D.1.5. Health Care Facilities

129 Hospital Licensing

Fees deposited into 001 to support D.1.5, Health Care Facilities, including fees deposited under the following Revenue Codes: 3180 (Health Regulation Fees, for Special Care Facilities); and 3557 (Health Care Facilities Fees, for Abortion Clinics, Ambulatory Surgical Centers, Birthing Centers, End Stage Renal Disease Facilities, Chemical Dependency Facilities, Free Standing Emergency Medical Facilities, and Drug Abuse Treatment Facilities).

A.1.2 Health Data and Analysis

019 Vital Statistics

- 13. Revolving Fund Services: Canteen Services and Sheltered Workshops.** Out of funds appropriated above in Strategy C.1.3, Mental Health State Hospitals, \$795,500 per fiscal year in General Revenue shall be allocated for the operation of canteen and sheltered workshops. The department shall provide information on related revenues, balances, contracts and profits to the Legislative Budget Board, Governor and Comptroller of Public Accounts. These revenues, expenditures and balances shall be reported and included in agency Operating Budgets, Legislative Appropriation Requests, and Annual Financial Reports. The timetable, format and content for additional monthly reports related to canteen operations and sheltered workshops shall be prescribed by the Legislative Budget Board.
- 14. Reporting of Child Abuse.** The Department of State Health Services may distribute or provide appropriated funds only to recipients who show good faith efforts to comply with all child abuse reporting guidelines and requirements set forth in Chapter 261 of the Texas Family Code.
- 15. Authorization to Receive, Administer, and Disburse Federal Funds.** The appropriations made herein may be used to match Federal Funds granted to the state for the payment of personal services and other necessary expenses in connection with the administration and operation of a state program of health services. Notwithstanding the General Provisions of this Act, the Executive Commissioner of Health and Human Services, the Commissioner of State Health Services, or the designee under statute or by rule is hereby authorized to receive and disburse in accordance with plans acceptable to the responsible federal agency, all federal monies that are made available (including grants, allotments, and reimbursements) to the state and retain their character as Federal Funds for such purposes, and to receive, administer, and disburse Federal Funds for federal regional programs in accordance with plans agreed upon by the Department of State Health Services and the responsible federal agency, and such other activities as come under the authority of the Executive Commissioner of Health and Human Services, the Commissioner of State Health Services, or the designee under statute or by rule, and such monies are hereby appropriated to the specific purpose or purposes for which they are granted or otherwise made available. Earned Federal Funds are not considered to be Federal Funds for the purpose of this section.
- 16. Accounting of Support Costs.** The Comptroller of Public Accounts shall establish separate accounts from which certain support costs shall be paid. The Department of State Health Services is hereby authorized to make transfers into these separate accounts from line item strategies in

DEPARTMENT OF STATE HEALTH SERVICES
(Continued)

order to pay for these expenses in an efficient and effective manner. Only costs not directly attributable to a single program may be budgeted in or paid from these accounts. Items to be budgeted in and paid from these accounts include but are not limited to: postage, occupancy costs, equipment repair, telephones, office printing costs, supplies, freight and transport costs, telephone system costs and salary and travel costs of staff whose function supports several programs. The department shall be responsible for quarterly allocations of these costs to the original strategies.

- 17. Appropriation: WIC (Special Supplemental Nutrition Program for Women, Infants, and Children) Rebates.** The Department of State Health Services (DSHS) is authorized to receive and expend WIC rebates and interest earnings associated with WIC rebates and such funds are appropriated to DSHS. The department shall only expend WIC rebates and interest earnings for the purposes of the WIC program.
- 18. State Health Care Facility Provisions.** The State Health Care Facilities operated by the Department of State Health Services are the Rio Grande State Center Outpatient Clinic (formerly known as the South Texas Health Care System) and the Texas Center for Infectious Disease. The provisions applying to the State Health Care Facilities are as follows:
- a. The Texas Center for Infectious Disease shall provide utilities and inpatient treatment and care services to the San Antonio State Hospital and the San Antonio State School without reimbursement.
 - b. Out of the funds appropriated above, the Rio Grande State Center Outpatient Clinic shall support medical education through the South Texas Family Practice Residency Program-McAllen with the cooperation of the University of Texas Health Science Center at San Antonio.
 - c. Third party collections (appropriated receipts) collected by the Department of State Health Services State Health Care Facilities are hereby appropriated to Strategy C.1.1, Texas Center for Infectious Disease, and Strategy C.1.2, Rio Grande State Center Outpatient Clinic, for the provision of services.
- 19. Immunization of Employees.** Monies appropriated above may be expended for any immunization which is required of employees at risk in the performance of their duties.
- 20. Reimbursement of Advisory Committee Members.** Pursuant to Government Code §2110.004, or the statute authorizing the specific committee for those committees not subject to Government Code §2110.004, reimbursement of expenses for advisory committee members, out of funds appropriated above not to exceed \$200,000 per fiscal year, is limited to the following advisory committees: State Preventive Health Advisory Committee, Texas Radiation Advisory Board, Preparedness Coordinating Council, Governor's Emergency Medical Services and Trauma Advisory Council, and Local Authority Network Advisory Committee.

Pursuant to Government Code §2110.004, or the statute authorizing the specific committee for those committees not subject to Government Code §2110.004, reimbursement of expenses for advisory committee members, out of funds appropriated above, is limited to any advisory committee member who represents either the general public or consumer on the following advisory committees: Texas HIV Medication Advisory Committee, Registered Sanitarian Advisory Committee, Promotora Community Health Worker Training and Certification Committee, Drug Demand Reduction Advisory Committee, Texas State Perfusionist Advisory Committee, Youth Camp Advisory Committee, Dyslexia Licensing Advisory Committee, Worksite Wellness Advisory Board, Texas Medical Child Abuse Resources and Education System Advisory Committee, the Advisory Panel on Health Care Associated Infections, Public Health Funding and Policy Committee, and School Health Advisory Committee.

Pursuant to Government Code §2110.004, reimbursement of expenses for advisory committee members, out of funds appropriated above not to exceed \$21,978 per year, is limited to the Council for Advising and Planning for the Prevention and Treatment of Mental and Substance Abuse Disorders.

To the maximum extent possible, the department shall encourage the use of videoconferencing and teleconferencing and shall schedule meetings and locations to facilitate the travel of participants so that they may return the same day and reduce the need to reimburse members for overnight stays.

DEPARTMENT OF STATE HEALTH SERVICES
(Continued)

- 21. Reimbursement of Advisory Council Members.** Pursuant to Health and Safety Code §1001.027, reimbursement of travel expenses for the State Health Services Advisory Council members, out of funds appropriated above, is hereby authorized such that the sum total of all reimbursements for members of the Council shall not exceed \$25,000 per fiscal year, at the rate specified in the general provisions of this Act.
- 22. Medical Treatment.** The Department of State Health Services may distribute funds for medical, dental, psychological, or surgical treatment provided to a minor only if consent to treatment is obtained pursuant to Chapter 32 of the Texas Family Code or other state law. In the event that compliance with this rider would result in the loss of Federal Funds to the state, the department may modify, or suspend this rider to the extent necessary to prevent such loss of funds, provided that 45-day prior notification is provided to the Governor and the Legislative Budget Board.
- 23. Unexpended Balances - Preparedness and Prevention, and Consumer Protection Services.** All unexpended balances, including General Revenue and All Funds, not otherwise restricted from appropriations to Goal A, Preparedness and Prevention Services, and Goal D, Consumer Protection Services, at the close of the fiscal year ending August 31, 2016, are hereby appropriated for the fiscal year beginning September 1, 2016 only upon prior written approval by the Legislative Budget Board and Governor.

For authorization to expend the funds, the agency shall submit a written request to the Legislative Budget Board and the Governor by August 1, 2016. At the same time, the agency shall provide a copy of the request to the Comptroller of Public Accounts. The request must be organized by fiscal year as follows:

- a. The following information shall be provided for the fiscal year with an unexpended balance:
- (1) an explanation of the causes of the unexpended balance(s);
 - (2) the amount of the unexpended balance(s) by strategy; and
 - (3) an estimate of performance levels and, where relevant, a comparison to targets in this Act.
- b. The following information shall be provided for the fiscal year receiving the funds:
- (1) an explanation of purpose for which the unexpended balance(s) will be used and whether the expenditure will be one-time or ongoing;
 - (2) the amount of the expenditure by strategy;
 - (3) an estimate of performance levels, and where relevant, a comparison to targets in this Act; and
 - (4) the capital budget impact.

The request shall be considered to be approved unless the Legislative Budget Board or the Governor issue written disapprovals within 30 business days after the date the Legislative Budget Board staff concludes its review of the proposal to transfer the funds and forwards the review to the Chair of the House Appropriations Committee, Chair of the Senate Finance Committee, Speaker of the House, and Lieutenant Governor. Any requests for additional information made by the Legislative Budget Board shall interrupt the counting of the 30 business days.

The Comptroller of Public Accounts shall not allow the use of unexpended balances authorized by any of the above subsections if the Legislative Budget Board provides notification to the Comptroller of Public Accounts that the requirements of this provision have not been satisfied.

- 24. State Health Programs Drug Manufacturer Rebates.** The Department of State Health Services is authorized to receive and expend drug rebates and interest earnings associated with Kidney Health Care (KHC) drug rebates and Children with Special Health Care Needs (CSHCN) drug rebates. The department shall expend the drug rebates and interest earnings, appropriated above, only for the purpose of client services for the KHC and CSHCN programs.

DEPARTMENT OF STATE HEALTH SERVICES
(Continued)

- 25. Performance Reporting for Texas Center for Infectious Disease and Rio Grande State Center.** The Department of State Health Services shall submit to the Legislative Budget Board and the Governor not later than December 1 of each fiscal year the following information regarding hospital performance: revenue collections at the hospital, by payor mix; direct and non-direct patient care expenditures; number of inpatient patients served on a monthly basis, by type of service provided; and number of outpatient patients served on a monthly basis, by type of service provided.
- 26. Notification of Regional Funds Distribution.** The Department of State Health Services shall notify the Legislative Budget Board and the Governor of the allocation methodology or formula used to allocate funds and provide an impact analysis of any changes from the previous year's formula or percentage allocations, by public health region, at least 30 days prior to allocations made out of funds appropriated above in Strategy B.1.2, Women and Children's Health Services.
- 27. State Owned Multicategorical Teaching Hospital Account.**
- a. Out of funds appropriated above in Strategy B.3.2, Indigent Health Care Reimbursement University of Texas Medical Branch at Galveston (UTMB), from the State Owned Multicategorical Teaching Hospital Account No. 5049 ("Account"), and contingent upon \$9,809,765 being collected and deposited in the Account for the 2016-17 biennium, the amount of \$9,809,765 is allocated to the Department of State Health Services (DSHS) for reimbursement to the University of Texas Medical Branch at Galveston (UTMB) for the provision of health care services provided to indigent patients according to the terms set out in subsection (b). Any additional unexpended balances on hand in the accounts as of August 31, 2016 are appropriated to the agency for the fiscal year beginning September 1, 2016 for the same purpose, subject to the department notifying the Legislative Budget Board and the Governor in writing at least 30 days prior to budgeting and expending these balances.
 - b. Funds in the account may be used to reimburse UTMB for the provision of health care services provided to indigent patients from all counties, except that it may be used for indigent patients from Galveston, Brazoria, Harris, Montgomery, Fort Bend, and Jefferson counties only if those counties' County Indigent Health Care income eligibility levels, or those counties' hospital district income eligibility levels, exceed the statutory minimum set for the County Indigent Health Care Program.
 - c. Upon presentation of information supporting UTMB's claim, DSHS shall reimburse UTMB for the health care services provided to indigent patients from the Account established for this purpose. The reimbursement from the Account shall be based upon a rate equal to 90 percent of the Medicaid fee-for-service rate in effect at the time of service for UTMB. This reimbursement shall be made monthly upon the submission to DSHS of a statement of the care provided by UTMB to indigent patients, according to the terms set out in subsection (b). UTMB is authorized to charge patient co-payment amounts for providing health care services, however, UTMB is not entitled to reimbursement from the Account for these co-payment amounts. The Office of the State Auditor may periodically review the statements submitted to DSHS for reimbursement from the Account, as well as the disbursement therefrom, to verify compliance with the criteria established herein.
- 28. Estimated Appropriation and Unexpended Balance: Permanent Tobacco Funds.** The estimated amounts appropriated above out of the Permanent Fund for Health and Tobacco Education and Enforcement, Permanent Fund for Children and Public Health, the Permanent Fund for Emergency Medical Services and Trauma Care, and the Permanent Hospital Fund for Capital Improvements and the Texas Center for Infectious Disease are out of the available earnings of the funds. Available earnings in excess of the amounts estimated above are appropriated to the Department of State Health Services. In the event that amounts available for distribution or investment returns are less than the amounts estimated above, this Act may not be construed as appropriating funds to make up the difference. Any additional unexpended balances on hand in the accounts as of August 31, 2016 are appropriated to the agency for the fiscal year beginning September 1, 2016 for the same purposes, subject to the department notifying the Legislative Budget Board and the Governor in writing at least 30 days prior to budgeting and expending these balances.
- 29. Administration of Public Health Funds.** Funds are appropriated above out of the Permanent Fund for Children and Public Health, the Permanent Fund for Emergency Medical Services and Trauma Care, and the Permanent Hospital Fund for Capital Improvements and the Texas Center for Infectious Disease for the purpose of implementing Government Code §§403.105, 403.1055,

DEPARTMENT OF STATE HEALTH SERVICES
(Continued)

403.106, and 403.1066. In no event may the administrative costs to implement the provisions of the statute exceed 3 percent. Grants and program costs must compose at least 97 percent of the expenditures to implement the provisions of the statute.

30. Transfer for Health Professions Council. Out of funds appropriated above in Strategy D.1.4, Health Care Professionals, an amount equal to \$11,846 in fiscal year 2016 and \$11,846 in fiscal year 2017 shall be used for transfer to, and expenditure by, the Health Professions Council as the pro-rated assessment of the Professional Licensing and Certification Unit of the Department of State Health Services.

31. Children with Special Health Care Needs.

- a. Amounts appropriated above to DSHS in Strategy A.3.5, Children with Special Health Care Needs, may only be transferred if such a transfer would not result in a loss of, or reduction in, services or a loss of, or reduction in, persons otherwise eligible for CSHCN services or that results in higher cost projections for the next fiscal biennium.
- b. DSHS may exceed the performance measure targets identified above for the Average Monthly Caseload of CSHCN Clients Receiving Health Care Benefits to the extent funding is available to do so.
- c. DSHS is directed to maintain provider reimbursement rates for Title V providers that mirror reductions in provider reimbursement rates for Medicaid providers.
- d. DSHS shall submit to the Legislative Budget Board and the Governor the following information on an annual basis (no later than December 1 of each fiscal year) regarding the demographics of the clients served by this program, including income levels, insured status and citizenship.
- e. DSHS shall submit to the Legislative Budget Board and the Governor, at the end of each fiscal quarter, caseload and prescription drug data, and related expenditure data specific to:
 - (1) Forecast projections for the 36 month period beginning with the first month after the report is due; and
 - (2) Expenditure amounts for at least the preceding 36 months.

The data shall be submitted in a format specified by the Legislative Budget Board.

32. Nuisance Surveys for the Economically Disadvantaged Communities Program. The Texas Commission on Environmental Quality (TCEQ) and the Water Development Board (WDB) shall reimburse the Department of State Health Services (DSHS) for costs incurred by the agency in conducting nuisance surveys for applicants for financial assistance through the Economically Disadvantaged Communities program administered by the Water Development Board. TCEQ and WDB shall each reimburse such costs through Interagency Contracts with DSHS in an amount not to exceed a total of \$125,000 per agency for the biennium beginning on September 1, 2015.

33. Medically Fragile Children. It is the intent of the Legislature that the Department of State Health Services provides appropriate General Revenue funding in fiscal years 2016 and 2017 in Strategy A.3.5, Children with Special Health Care Needs, for programs specifically designed for medically fragile children, the most critical of the children with special health care needs.

34. Appropriation: Contingent Revenue. The Department of State Health Services (DSHS) is appropriated for the purposes identified below any additional revenue generated by DSHS above the amounts identified in fiscal year 2016 or fiscal year 2017 in the Comptroller of Public Account's Biennial Revenue Estimate (BRE) for each of the accounts or revenue objects identified below. An appropriation from an account or revenue object shall be made available to the department once certified by a Comptroller's finding of fact that the amount in the BRE for the account or revenue object for the given fiscal year has been exceeded. An appropriation is limited to revenue generated in fiscal year 2016 or fiscal year 2017 and does not include any balances that have accrued in the account or revenue object code.

By March 1st each year, DSHS may notify the Comptroller of Public Accounts, the Legislative Budget Board, and the Governor of the amount that the department projects will be received in

DEPARTMENT OF STATE HEALTH SERVICES
(Continued)

excess of the amounts contained in the BRE for each of the department's accounts listed below, along with sufficient information to reflect how the estimate was determined. If the Comptroller finds the information sufficient to support the projection of additional revenue, a finding of fact to that effect shall be issued to reflect the additional revenue available for each account.

- a. Account No. 341, Food and Drug Retail Fees, for restaurant inspections.
- b. Account No. 524, Public Health Services Fee, excluding any amounts deposited into Revenue Object 3561, which are statutorily dedicated for laboratory debt service. Any additional revenues are appropriated for laboratory operations.
- c. Revenue Object 3175, Account No. 5017, Asbestos Removal Licensure, for asbestos inspections and regulatory activities.
- d. Account No. 5021, Certification of Mammography Systems, for the purpose of certification of mammography facilities.
- e. Revenue Objects 3616, 3560, and 3562 in the General Revenue Fund for the purpose of regulating health professionals.
- f. Account No. 5024, Food and Drug Registration Fees, for food and drug inspections.
- g. Account No. 5022, Oyster Sales, for oyster plant inspections.
- h. Revenue Object 3589 in the General Revenue Fund for Radiation Control regulatory activities.
- i. Revenue Objects 3123, 3141, 3175, 3555, and 3573 in the General Revenue Fund for environmental regulation.
- j. Account No. 19, Vital Statistics, for processing birth and death certificates and other vital records.
- k. Account No. 512, Bureau of Emergency Management, for licensing Emergency Medical Services personnel and providers.
- l. Account No. 129, Hospital Licensing, for regulating health care facilities.

- 35. Mentally Ill Offender Screening.** Pursuant to Health and Safety Code §§614.013 and 614.017, the Department of State Health Services and community centers, as defined in the Texas Health and Safety Code § 534.001 (b), shall, through a memorandum of understanding, identify offenders with mental impairments in the criminal justice system, collect and report prevalence data, and accept and disclose information relating to a special needs offender if the disclosure serves the purpose of Chapter 614, Health and Safety Code.

The Department shall report to the Legislative Budget Board no later than September 1 of each fiscal year its efforts to facilitate the exchange of information between agencies pursuant to Health and Safety Code §614.017. The report shall include, but is not limited to: the manner in which information is exchanged between agencies, the frequency with which information is exchanged, the type of information most frequently exchanged, and the agencies most frequently involved in the exchange of information.

- 36. Texas.Gov Authority Appropriation.**

- a. The Department of State Health Services (DSHS) is authorized in accordance with §2054.252 of the Government Code to increase the occupational license, permit, and registration fees imposed on licensees by an amount sufficient to cover the cost of the subscription fee charged by the Texas.Gov Authority.
- b. Amounts appropriated above to DSHS include \$1,156,867 in fiscal year 2016 and \$1,156,867 in fiscal year 2017 in revenue in Strategy D.1.6, Texas.Gov, for the purpose of paying Texas.Gov subscription fees.

DEPARTMENT OF STATE HEALTH SERVICES
(Continued)

- c. In the event that actual and/or projected revenue collections from fee increases to cover the cost of Texas.Gov subscription fees are insufficient to offset the costs identified above, the Comptroller is hereby directed to reduce the appropriation authority provided by this Act to DSHS to be within the amount of fee revenue expected to be available.
 - d. For new licensing applications, DSHS is hereby appropriated the additional revenue generated from occupational license, permit, or registration fees in excess of the Comptroller's biennial revenue estimate for 2016-17 for the sole purpose of payment to the Texas.Gov Authority contractor of subscription fees for implementing and maintaining electronic services for the department. DSHS, upon completion of necessary actions to access or increase fees, shall furnish an annual schedule of the number of license issuances or renewals and associated annual fee total, and any other supporting documentation to the Comptroller. If the Comptroller finds the information sufficient to support the projection of increased revenues, a notification letter will be issued and the contingent appropriation made available for the intended purposes.
 - e. DSHS shall notify the Legislative Budget Board and the Comptroller of Public Accounts in writing upon receiving an exemption from participating in Texas.Gov. Within 45 days of receiving an exemption, the department shall provide the Legislative Budget Board and the Comptroller with a report of the effective date, the reason for exemption, and all estimated expenditures for Texas.Gov costs in the fiscal year in which the exemption is made.
- 37. School Cafeteria Inspections.** Amounts appropriated above to the Department of State Health Services include fee revenue (General Revenue) estimated to be \$350,000 in fiscal year 2016 and \$350,000 in fiscal year 2017 from school districts for the purpose of conducting inspections of school cafeterias to achieve compliance with federal regulations issued pursuant to Section 111(2)(A) of Public Law 108-265, 118 Stat. 747 (Child Nutrition and WIC Reauthorization Act of 2004).
- 38. Estimated Appropriations: Perpetual Care Account.** In the event of an incident involving the release of or abandonment of radioactive material and/or contaminated facilities in Texas under the jurisdiction of the Texas Department of State Health Services (DSHS) or the abandonment of mammography films by a facility registered by the DSHS and after receiving the written approval of the Legislative Budget Board and the Governor and DSHS notifying the Comptroller of Public Accounts, DSHS is hereby appropriated any revenues from the DSHS licensees, including the proceeds of securities and interest earned, deposited to the credit of the Perpetual Care Account pursuant to Health and Safety Code §401.305 (b) and §401.301 (d) during the biennium beginning September 1, 2015 (estimated to be \$1,160,000). Amounts that exceed \$100,000 are subject to the prior written approval of the Legislative Budget Board and the Governor. Transfers below these thresholds require written notification to the Legislative Budget Board and Governor within 30 days and a report on transfers of all amounts should be submitted to the Legislative Budget Board annually. Upon approval or notification, DSHS shall coordinate with the Comptroller of Public Accounts. Any additional unexpended balance on hand in the account as of August 31, 2015 is appropriated to the agency for the fiscal year beginning September 1, 2015 for the same purpose, subject to the department notifying the Comptroller of Public Accounts, the Legislative Budget Board and the Governor in writing at least 30 days prior to budgeting and expending these balances.
- The funds shall be used in Strategy D.1.3, Radiation Control, to mitigate radioactive contamination or abandoned radioactive sources resulting from activities of a DSHS licensee or unlicensed entity or a mammography registrant as provided in the Health and Safety Code, §401.305 (c) - (d), and pursuant to a memorandum of understanding with the Texas Commission on Environmental Quality relating to the regulations for the control of radiation as applicable.
- 39. Unexpended Balances - Community Mental Health Crisis Services.** Any unexpended balances remaining on August 31, 2016 in Strategy B.2.3, Community Mental Health Crisis Services, are hereby appropriated for the same purposes in fiscal year 2017.

For authorization to expend the funds, the agency shall submit a written request to the Legislative Budget Board and the Governor. At the same time, the agency shall provide a copy of the request to the Comptroller of Public Accounts. The request must be organized by fiscal year as follows:

DEPARTMENT OF STATE HEALTH SERVICES
(Continued)

- a. The following information shall be provided for the fiscal year with an unexpended balance:
 - (1) an explanation of the causes of the unexpended balance(s);
 - (2) the amount of the unexpended balance(s) by strategy; and
 - (3) the associated incremental change in service levels compared to performance targets in this Act for that fiscal year.

- b. The following information shall be provided for the fiscal year receiving the funds:
 - (1) an explanation of purpose for which the unexpended balance(s) will be used and whether the expenditure will be one-time or ongoing;
 - (2) the amount of the expenditure by strategy;
 - (3) the incremental change in service levels compared to performance targets in this Act for that fiscal year; and
 - (4) the capital budget impact.

The request shall be considered to be approved unless the Legislative Budget Board or the Governor issues a written disapproval within 30 business days after the date the Legislative Budget Board staff concludes its review of the proposal to expend the funds and forwards the review to the Chair of the House Appropriations Committee, Chair of the Senate Finance Committee, Speaker of the House, and Lieutenant Governor. Any requests for additional information made by the Legislative Budget Board shall interrupt the counting of the 30 business days.

The Comptroller of Public Accounts shall not allow the use of unexpended balances authorized by any of the above subsections if the Legislative Budget Board provides notification to the Comptroller of Public Accounts that the requirements of this provision have not been satisfied.

- 40. County Indigent Health Care.** The Department of State Health Services may not allocate more than 10 percent of the total funds appropriated for the County Indigent Health Care program strategy to any single county. The total distribution of funds to any county may exceed the 10 percent allocation limit if there are no counties below the limit eligible for additional funding.

- 41. Revolving Account for the Consolidated Health and Human Services Print Shop.** It is the intent of the Legislature that the Department of State Health Services establish and maintain the "Revolving Account for the Consolidated Health and Human Services Print Shop" to account for the expenditures, revenues, and balances of managing a full-cost recovery Consolidated Print Shop. The expenditures, revenues, and balances included above for this operation shall be maintained separately by the Department of State Health Services within its accounting system. These funds can only be used for the purpose of managing the consolidated print shop. For the purpose of meeting cash flow needs, the Department of State Health Services may temporarily transfer funds from Strategy E.1.3, Other Support Services, to the revolving account. Transfers must be returned by the end of the fiscal year.

- 42. Exemption from Article IX, Sec. 8.02 (e), Reimbursements and Payments.** The Department of State Health Services is hereby exempted from the limitations contained in Article IX, Sec. 8.02 (e), Reimbursements and Payments, of the General Appropriations Act for the 2016-17 biennium.

- 43. Limitation: Expenditure and Transfer of Additional Public Health Medicaid Reimbursements.**
 - a. **Appropriations.** Included in the amounts appropriated above for the Department of State Health Services (DSHS) are the following amounts of Public Health Medicaid Reimbursements (Account 709), which includes an anticipated transfer in the amount of \$26,027,133 in fiscal year 2016 and \$31,397,317 in fiscal year 2017 to the Health and Human Services Commission from Strategy A.4.1, Laboratory Services:

DEPARTMENT OF STATE HEALTH SERVICES
(Continued)

- (1) Strategy A.2.1, Immunize Children and Adults in Texas: \$341,686 in each fiscal year;
- (2) Strategy A.4.1, Laboratory Services: \$45,618,051 in fiscal year 2016 and \$50,967,882 in fiscal year 2017;
- (3) Strategy C.1.3, Mental Health State Hospitals: \$50,243,886 in each fiscal year;
- (4) Strategy C.2.1, Mental Health Community Hospitals: \$10,120,700 in each fiscal year; and
- (5) Strategy E.1.1, Central Administration: \$672,285 in each fiscal year.

b. Limitation on Use of Public Health Medicaid Reimbursements (Account 709).

- (1) In the event that Public Health Medicaid Reimbursement revenues exceed the amounts noted above, the department may spend the Public Health Medicaid Reimbursement funds thereby made available upon prior written notification of the Legislative Budget Board and the Governor. In the event that these revenues are less than the amounts above, a reduction shall be made in Strategy A.4.1, Laboratory Services for transfer to the Health and Human Services Commission.
- (2) Notwithstanding any other provisions contained in Article IX, Section 14.01, transfers of Public Health Medicaid Reimbursement revenues may be made upon prior written notification of the Legislative Budget Board and the Governor.

c. Notification of Use of Additional Public Health Medicaid Reimbursements Funds. The notification shall include the following information:

- (1) the reason for and the amount of Public Health Medicaid Reimbursement revenue that exceeds the amounts noted in section (a) above, and whether this additional revenue will continue in future years;
- (2) the reason for and the amount of any transfer of Public Health Medicaid Reimbursement revenue;
- (3) a detailed explanation of the purpose(s) of the expenditure and whether the expenditure will be one-time or ongoing;
- (4) the name of the strategy or strategies affected by the expenditure and the FTEs for each strategy by fiscal year;
- (5) the impact of the expenditure on performance levels and, where relevant, a comparison to targets included in this Act for the affected strategy or strategies; and
- (6) the impact of the expenditure on the capital budget.

44. Use of Appropriated Funds for Reports on School-based Health Centers. Money appropriated to the Department of State Health Services may be used by the department to prepare and submit a report to the legislature regarding school-based health centers only if the report:

- a. is submitted not more frequently than once every two years;
- b. is limited to information relating to school-based health centers that receive funding from the department; and
- c. contains only information that the department determines may be provided:
 - (1) in compliance with federal law regarding confidentiality of medical information; and
 - (2) without imposing excessive reporting requirements on school districts.

DEPARTMENT OF STATE HEALTH SERVICES
(Continued)

45. Synar Results Notification for Local Communities. Out of funds appropriated above in Strategy A.3.2, Reduce Use of Tobacco Products, the Department of State Health Services or the contracted vendor conducting the federally-required Synar survey shall notify the applicable Comptroller of Public Accounts tobacco law enforcement grantee and the applicable local sheriff's department in writing when a Synar violation occurs during the administration of the annual federal Synar survey. The notification shall include a copy of the Synar survey document with documentation of the violation and any additional details of the violation, such as the name of the clerk and actual cigarettes and/or tobacco product sold. Notification shall occur no later than 30 days after the last Synar survey inspection is conducted for the current Synar survey year.

46. Limitation: Reclassification of General Revenue Associated with Maintenance of Effort. Authority to reclassify Department of State Health Services (DSHS) General Revenue associated with Maintenance of Efforts (MOEs) for the Community Mental Health Services, Maternal and Child Health Services, and Substance Abuse Treatment and Prevention block grants from amounts specified above is contingent upon submission and approval of a written request to the Legislative Budget Board and the Governor. The request shall include the following information:

- a. a detailed explanation of the need for reclassification of the funds; and
- b. the impact the reclassification will have on current and future MOE requirements.

DSHS is also directed to provide annual federal reports associated with the MOEs for the aforementioned block grants to the Legislative Budget Board and the Governor.

Further, DSHS shall not take action or inaction to increase the state's MOE requirement for any federal grant without prior approval of the Legislative Budget Board and the Governor.

47. Unexpended Balances: General Obligation Bond Proceeds. Included in the amounts appropriated above in Strategy F.1.2, Repair and Renovation: MH Facilities, are unexpended and unobligated balances of general obligation bond proceeds for projects that have been approved under the provisions of Article IX, Section 17.11 of Senate Bill 1, Eighty-first Legislature, Regular Session, 2009, remaining as of August 31, 2015, (estimated to be \$0) for the Department of State Health Services for the 2016-17 biennium.

All projects funded herein with general obligation bond proceeds are subject to approval by the Legislative Budget Board prior to issuance of the bond proceeds by the Texas Public Finance Authority.

Any unexpended balances in general obligation bond proceeds described herein and remaining as of August 31, 2016, are hereby appropriated for the same purposes for the fiscal year beginning September 1, 2016.

48. Food Manufacturers Licensing Report. Beginning September 1, 2015, the Department of State Health Services (DSHS) shall request a report every six months of the food manufacturers who apply for a Sales Tax License and/or Franchise Tax License from the Comptroller of Public Accounts. DSHS shall reconcile the report with the manufacturers who apply for a Food Manufacturers License from DSHS. DSHS is to investigate the need for licensure of any manufacturer that is on the Comptroller's report and not in the DSHS database.

49. Federally Funded Capital Projects. Notwithstanding the limitations in Article IX, Section 14.03, the Department of State Health Services is authorized to transfer from a non-capital budget item to an existing capital budget item or a new capital budget item not present in the agency's bill pattern contingent upon:

- a. implementation of a new, unanticipated project that is 100 percent federally funded; or
- b. the unanticipated expansion of an existing project that is 100 percent federally funded; and
- c. notification to the State Auditor's Office and the Comptroller of Public Accounts, and approval from the Legislative Budget Board and Governor.

The request shall be considered to be approved unless the Legislative Budget Board or the Governor issue a written disapproval within 30 business days after the date the Legislative Budget Board staff concludes its review of the proposal to expend the funds and forwards the review to

DEPARTMENT OF STATE HEALTH SERVICES
(Continued)

the Chair of the House Appropriations Committee, Chair of the Senate Finance Committee, Speaker of the House, and Lieutenant Governor. Any requests for additional information made by the Legislative Budget Board shall interrupt the counting of the 30 business days.

- 50. Purchase of Pandemic Flu Vaccines.** Out of funds appropriated above, the Department of State Health Services (DSHS) shall examine the latest generation of cell culture-derived pandemic flu vaccine. DSHS is strongly encouraged to consider purchasing the latest generation of cell culture-derived pandemic flu vaccine that is available out of state, federal, or other funds.
- 51. Parkland Senior Care Project.** It is the intent of the Legislature that a total of \$302,100 for the 2016-17 biennium appropriated in Strategy B.1.3, Community Primary Care Services, be expended for the Parkland Senior Care Project.
- 52. Available Earnings from the Permanent Fund for Health and Tobacco Education and Enforcement in Excess of the Biennial Revenue Estimate.** In the event that the Comptroller of Public Accounts estimates that the actual and or projected revenue of available earnings, as determined under Government Code §403.1068, of the Permanent Fund for Health and Tobacco Education and Enforcement exceeds the amount projected by 2016-17 Biennial Revenue Estimate as eligible for distribution in a fiscal year in the 2016-17 biennium, the additional revenue is appropriated to the Department of State Health Services for the 2016-17 biennium from the Permanent Fund for Health and Tobacco Education and Enforcement Account No. 5044 for the purposes of supplementing amounts appropriated under Strategy A.3.2, Reduce Use of Tobacco, and supporting programs established under Government Code §403.105(c). This appropriation may not exceed a total of \$20,000,000 for the fiscal biennium and is subject to written certification by the Comptroller's Office that revenue collections for the 2016-17 biennium have or will exceed the Biennial Revenue Estimate.
- 53. Funding for Abstinence Sexual Education.** It is the intent of the Legislature that funds appropriated in Strategy A.3.3, Abstinence Education, including \$1,231,686 in General Revenue, be utilized for the purpose of implementing abstinence sexual education programs to reduce the need for future family planning services for unwed minors. Any Federal Funds received by the agency for abstinence education are appropriated to the agency for this purpose. Abstinence education means materials and instruction which:
- a. Present abstinence from sexual activity as the preferred choice of behavior for unmarried persons; and
 - b. Emphasize that abstinence from sexual activity, used consistently and correctly, is the only method that is 100 percent effective in preventing pregnancy, sexually transmitted disease, and infection with human immunodeficiency virus or acquired immunodeficiency syndrome.

Funds appropriated in Strategy A.3.3, Abstinence Education, must be used to implement sexual education programs that must comply with each of the A-H components of the abstinence education program under Section 510(b)(2), Social Security Act (42 U.S.C. Section 710(b)).

No later than December 1 of each fiscal year, the Department of State Health Services shall submit to the Legislative Budget Board and the Governor's Office a report containing contractor compliance issues related to components A-H of Section 510(b)(2) of the Social Security Act (42 U.S.C. Section 710(b)).

- 54. Texas Center for Infectious Disease Services and Billing.** The Department of State Health Services shall pursue reimbursement, in cases where funding is available, from county governments for tuberculosis services provided to new county indigent patients served at TCID. Any appropriated receipts collected from county governments are hereby appropriated to DSHS in Strategy C.1.1, Texas Center for Infectious Disease.
- 55. Local Service Area Planning.** Pursuant to Health and Safety Code §533.0352, the Department of State Health Services (DSHS) shall develop performance agreements with Local Mental Health Authorities (LMHAs) out of funds allocated in Strategies B.2.1, Mental Health Services for Adults, B.2.2, Mental Health Services for Children, and B.2.3, Community Mental Health Crisis Services, that give regard to priorities identified by the community through a local needs assessment process and expressed in a local service plan.

DEPARTMENT OF STATE HEALTH SERVICES
(Continued)

Subject to existing transfer authority in Article IX, Sec. 14.01, Appropriation Transfers, DSHS is granted flexibility to transfer funds between Strategies B.2.1, B.2.2, and B.2.3. in the approval of the local service plan. The performance agreements must include outcomes established in the General Appropriations Act for programs administered by the local authority and financed with General Revenue Funds. Performance related to outcomes must be verifiable by DSHS. Measures relating to outputs and units of service delivered, which may be included in the performance agreement, shall be recorded and submitted as required by DSHS.

- 56. End Stage Renal Disease Prevention Program.** Out of funds appropriated above in Strategy A.3.1, Health Promotion and Chronic Disease Prevention, the Department of State Health Services shall allocate \$250,000 in General Revenue for fiscal year 2016 and \$250,000 in General Revenue for fiscal year 2017 to improve the health outcomes and reduce the economic burdens of chronic kidney disease end-stage renal disease through the End Stage Renal Disease Prevention Program model, Love Your Kidneys. The program shall work in collaboration with the Texas Renal Coalition and other statewide partnerships to educate the medical community and at-risk patients on the importance of early diagnosis and treatment of chronic kidney disease to prevent premature death from cardiovascular disease and other co-morbid conditions, and to delay progression to kidney failure necessitating expensive renal replacement therapy by dialysis or transplantation.
- 57. Administrative Attachment: Texas Civil Commitment Office.⁹** Amounts appropriated above in Strategy G.1.1, Texas Civil Commitment Office, are to be used by the Texas Civil Commitment Office (TCCO), an independent agency which is administratively attached to the Department of State Health Services. The FTE cap for TCCO is 35.0 in each fiscal year of the 2016-17 biennium. Any unexpended balances remaining on August 31, 2016, in Strategy G.1.1, Texas Civil Commitment Office, are hereby appropriated for the same purposes for the fiscal year beginning September 1, 2016, contingent upon prior written notification to the Legislative Budget Board and the Governor.
- 58. Mental Health Outcomes and Accountability.** Out of funds appropriated above in Goal B, Community Health Services, Strategies B.2.1, Mental Health Services for Adults, B.2.2, Mental Health Services for Children, and B.2.3, Community Mental Health Crisis Services, the Department of State Health Services shall withhold ten percent (10%) of the General Revenue quarterly allocation from each Local Mental Health Authority (LMHA) for use as a performance based incentive payment. The payment of the funds withheld shall be contingent upon the achievement of outcome targets set by the department. Performance shall be assessed and payments made on a six-month interval. Funds that have been withheld for failure to achieve outcome targets will be used for technical assistance and redistributed as an incentive payment according to a methodology developed by the department.
- 59. Mental Health Appropriations and the 1115 Medicaid Transformation Waiver.** Out of funds appropriated above in Goal B-Community Health Services, Strategies B.2.1, Mental Health Services for Adults, B.2.2, Mental Health Services for Children, and B.2.3, Community Mental Health Crisis Services, the Department of State Health Services by contract shall require that General Revenue funds provided to the department in this biennium be used to the extent possible to draw down additional federal funds through the 1115 transformation waiver or other federal matching opportunities. Nothing in this section shall relieve a Local Mental Health Authority from an obligation to provide mental health services under the terms of a performance contract with the department or to reduce the amount of such obligation specified in the contract. The department shall report to the Legislative Budget Board and the Governor by December 1 of each fiscal year on efforts to leverage these funds.
- 60. 1915(c) Youth Empowerment Services Waiver Expansion.** The Health and Human Services Commission, in conjunction with the Department of State Health Services, shall initiate the expansion of the 1915(c) Youth Empowerment Services (YES) waiver statewide during the 2016-17 biennium. Expansion into new service areas is contingent upon approval by the Centers for Medicare and Medicaid Services (CMS).
- 61. Home and Community-Based Services.**
- a. Included in funds appropriated above, the Department of State Health Services is appropriated General Revenue in the amounts of \$32,017,406 in the 2016-17 biennium in Strategy B.2.1, Mental Health Services for Adults. Funds shall be utilized to:
 1. develop a Home and Community-Based Services (HCBS) program for adults with complex needs and extended or repeated state inpatient psychiatric stays as defined by the Department; and

DEPARTMENT OF STATE HEALTH SERVICES
(Continued)

2. seek federal approval for a Medicaid 1915(i) state plan amendment to enable federal financial participation, to the extent possible, in the HCBS program in collaboration with the Health and Human Services Commission.

- b. The Department of State Health Services shall also implement an expansion of the 1915(i) waiver program to divert populations from jails and emergency rooms into community treatment programs. Prior to implementation, the Department of State Health Services shall submit a report on the projected program, with information including:
 1. an estimate of the total population to be served;
 2. projected costs, including average monthly cost per recipient; and
 3. potential cost-sharing opportunities with local entities that benefit from lower jail and emergency room admissions.

The Department of State Health Services shall submit the report to the Governor's Office and the Legislative Budget Board by December 1, 2015.

- 62. Mental Health Program for Veterans.** Included in the amounts appropriated above to the Department of State Health Services in Strategy B.2.1, Mental Health Services for Adults, is \$5,000,000 in each fiscal year of the 2016-17 biennium in General Revenue for the purpose of administering the Mental Health Program for Veterans pursuant to Health and Safety Code §1001.201-204.

Not later than December 1 of each fiscal year, the department shall submit to the Legislature and the Governor's Office a detailed report describing the activities of the program in the preceding year, including, at a minimum: a description of how the program is operated; the number of veterans served; the number of peers and volunteer coordinators trained; a summary of the contracts issued and services provided through those contracts; and recommendations for program improvements.

- 63. Primary Health Care Program.** The Department of State Health Services Primary Health Care Program shall not contract with providers that would be ineligible to participate in the Texas Women's Health Program at the Health and Human Services Commission.

- 64. Healthy Community Collaboratives.** Out of funds appropriated above, the Department of State Health Services (DSHS) shall allocate up to \$25,000,000 in General Revenue over the biennium in Strategy B.2.3, Community Mental Health Crisis Services to fund grants pursuant to Government Code, §539.001-.008. If a collaborative also receives funds from the Texas Department of Housing and Community Affairs (TDHCA), then DSHS shall ensure that the grant funding under this section is in coordination with the funds from TDHCA.

Any unexpended balances of these funds from fiscal year 2016 are appropriated to DSHS for the same purposes in fiscal year 2017. DSHS shall use funds for these purposes to the extent allowed by state law. DSHS shall also report to the Legislative Budget Board and the Governor the amount and type of expenditure and progress of the project by December 1, 2016.

- 65. Collection of Emergency Room Data.** Out of funds appropriated in Strategy A.1.2, Health Data and Analysis, the Department of State of Health Services shall collect emergency room data as set forth in Chapter 108 of the Health and Safety Code. The Department shall use the data to measure and report potentially preventable emergency room visits, including potentially preventable mental health and substance abuse emergency room visits. The Department shall submit the results of their findings to the Legislative Budget Board, Governor, and Chairs of the Committees in each House with jurisdiction over public health issues on an annual basis, beginning December 31, 2016.

- 66. Harris County Jail Diversion Pilot Program.** Out of funds appropriated above, the Department of State Health Services (DSHS) shall allocate \$5,000,000 for fiscal year 2016 and \$5,000,000 for fiscal year 2017 from strategy B.2.1, Mental Health Services for Adults, to implement a mental health jail diversion pilot program in Harris County. In cooperation with the county judge in Harris County, DSHS shall establish a pilot program in Harris County to be implemented by the county judge for the purpose of reducing recidivism and the frequency of arrest and incarceration

DEPARTMENT OF STATE HEALTH SERVICES
(Continued)

among persons with mental illness in that county. The Harris County Commissioners Court shall contribute funding to the pilot program in an amount that is equivalent to the funds provided by the state for the pilot program.

- 67. Cardiovascular Disease and Stroke Projects.** Out of funds appropriated above in Strategy A.3.1, Chronic Disease Prevention, the Department of State Health Services may expend \$6,500,000 in General Revenue Funds over the 2016-17 biennium for the purpose of funding cardiovascular disease and stroke projects. Out of these funds, DSHS shall allocate \$4,500,000 of those funds over the biennium to the University of Texas System for the administration of the statewide stroke clinical research network, Stroke System of Care Coordination (Lone Star Stroke), and \$2,000,000 of these funds over the biennium for the Stroke/SEMI (St-Segment Elevation Myocardial Infarction) Data Collection for data collection activities.
- 68. Sunset Contingency.**¹² Pursuant to Government Code Chapter 325, the Department of State Health Services was the subject of review by the Sunset Advisory Commission and a report pertaining to the Department of State Health Services was delivered to the Eighty-fourth Legislature. Government Code 325.015 provides that the legislature may by law continue the Department of State Health Services for up to 12 years, if such a law is passed before the sunset date for the Department of State Health Services.
- 1) Funds appropriated above are contingent on such action continuing the Department of State Health Services by the Eighty-fourth Legislature.
 - 2) In the event that the legislature does not choose to continue the agency, the funds appropriated for fiscal year 2016, or as much thereof as may be necessary, are to be used to provide for the phase out of agency operations or to address the disposition of agency programs and operations as provided by the legislation.
- 69. Transfer from the Cancer Prevention and Research Institute of Texas for the Cancer Registry.** Out of funds appropriated elsewhere in this Act to the Cancer Prevention and Research Institute of Texas is \$2,969,554 out of General Obligation Bond Proceeds each fiscal year of the 2016-17 biennium which shall be transferred from Cancer Prevention and Research Institute of Texas to the Department of State Health Services in Strategy A.1.2, Health Data and Analysis, for administration of the Cancer Registry in accordance with the Texas Constitution, Article III, Section 67 and Health and Safety Code, Chapter 102.
- 70. Jail-Based Competency Restoration Pilot Program.**⁶ Out of funds appropriated above in Strategy B.2.3, Community Mental Health Crisis Services, the Department of State Health Services shall allocate \$1,743,000 in ~~each fiscal year of~~ the 2016-17 biennium in General Revenue to be used only for the purpose of conducting a jail-based restoration of competency pilot program established under Article 46B.090 of the Code of Criminal Procedure, as a continuation of the pilot program started by the 83rd Legislature.

The Department of State Health Services shall submit interim quarterly progress reports to the Legislative Budget Board, Chair of the House Appropriations Committee, Chair of the Senate Finance Committee, Speaker of the House, and Lieutenant Governor no later than 15 business days after the end of each fiscal quarter.

- 71. Increased Access to Community Mental Health Services.** Out of funds appropriated above in B.2.1, Mental Health Services for Adults, B.2.2, Mental Health Services for Children, and B.2.4, NorthSTAR Behavioral Health Services Waiver, the Department of State Health Services (DSHS) shall allocate \$46,486,001 in General Revenue Funds over the 2016-17 biennium to provide a funding adjustment to the local mental health authorities (LMHA) and the NorthSTAR service area to increase the number of individuals provided community mental health services. Of these funds above, DSHS shall allocate \$37,052,273 to local mental health authorities using a formula that considers historical billing patterns, general population and population under 200 percent of the federal poverty level, and \$9,433,728 to local mental health authorities to serve 960 individuals on waitlists for the purpose of eliminating waitlists. It is the intent of the Legislature that DSHS encourage the local mental health authorities and the NorthSTAR service area to first serve their statutorily required priority populations, and then to serve all clients who qualify with the goal of preventing a waitlist during the 2016-17 biennium.

DEPARTMENT OF STATE HEALTH SERVICES
(Continued)

- 72. Breast and Cervical Cancer Services Program.** Funds appropriated above may only be expended by the Department of State Health Services in Strategy B.1.2, Women and Children's Health Services for the Breast and Cervical Cancer Services Program, to compensate providers that would be eligible to participate in the Texas Women's Health Program, including providers that would be otherwise eligible, but for the sole reason of providing a different service package than required to participate in the Texas Women's Health Program. If the department is unable to locate a sufficient number of eligible providers in a certain region, the department may compensate other local providers for the provision of breast and cervical cancer screening services.
- 73. Mental Health Peer Support Re-entry Pilot.**
- a. Out of funds appropriated above, the Department of State Health Services (DSHS) through a Memorandum of Understanding shall allocate up to \$1,000,000 in General Revenue for the 2016-17 biennium from strategy B.2.1, Mental Health Services for Adults, to implement a mental health peer support re-entry program. DSHS in partnership with Local Mental Health Authorities and county sheriffs shall establish a pilot program that uses certified peer support specialists to ensure inmates with a mental illness successfully transition from the county jail into clinically appropriate community-based care.
 - b. Prior to implementation, DSHS shall submit a report to the Governor's Office and the Legislative Budget Board by December 1, 2015 on the projected program that includes an estimate of the total population to be served and client outcome measures. A status report on these factors shall be provided by December 1, 2016.
- 74. University of Texas Harris County Psychiatric Center Long-term Bed Pilot.** Out of funds appropriated above in strategy C.2.1, Mental Health Community Hospitals, the Department of State Health Services shall allocate \$1,200,000 in General Revenue Funds in each fiscal year of the 2016-17 biennium in order to fund civil beds at the University of Texas Harris County Psychiatric Center to be used for persons needing long-term treatment not to exceed 90 days.
- 75. Unexpended Balances: Credit Card and Electronic Services Related Fees.** Included in amounts appropriated above in Strategy A.1.2, Health Data and Analysis, are any unexpended and unobligated balances remaining as of August 31, 2015 (estimated to be \$4,708,206) in Object Code 3879, Credit Card and Electronic Services Related Fees, in General Revenue-Dedicated Account 0019, Vital Statistics Account, as provided in Article IX, §8.10 of this Act, relating to appropriation of credit, charge, or debit card service fees, for the biennium beginning September 1, 2015 for the TxEver Project.
- 76. Prohibition on Use of Appropriations for the Private Operation of a State Hospital.** No funds appropriated above shall be used to solicit bids for the private operation of a state hospital or for the private operation of a state hospital, without approval from the Legislative Budget Board.
- 77. Funding for Infectious Diseases including Ebola.**
- a. Out of funds appropriated above in Strategy A.1.1, Public Health Preparedness and Coordinated Services, and Strategy A.4.1, Laboratory Services, the Department of State Health Services (DSHS) is allocated \$6,650,000 in General Revenue each fiscal year for the purposes of prevention, planning and treatment of infectious diseases, including ebola, specifically in the following areas: epidemiology surveillance and response; infectious disease response training exercises; laboratory response; and communications and coordination.
 - b. If DSHS receives federal funds above \$20,270,483 during the 2016-17 biennium related to ebola prevention, planning and treatment, the agency shall transfer an amount of General Revenue equal to that of the federal funds received to Strategy A.1.1, Public Health Preparedness and Coordinated Services, Strategy A.3.1, Chronic Disease Prevention, and Strategy A.3.2, Reduce Use of Tobacco Products, to be spent on pediatric asthma management, adult potentially preventable hospitalizations, diabetes prevention and control, expanded tobacco prevention services, and funding for the Texas Emergency Medical Task Force. The allocation to each of the programs shall be determined by DSHS.

DEPARTMENT OF STATE HEALTH SERVICES

(Continued)

- 78. Regulation of Outsourcing Facilities.** Out of funds appropriated above, the Department of State Health Services shall allocate 1.0 FTE and \$136,135 in General Revenue funds each fiscal year to be used only for the following purpose: follow applicable law and implement regulation of Section 503B of the Federal Food Drug and Cosmetic Act regarding Outsourcing Facilities.
- 79. Community Planning Grants for Hazardous Chemical Events.** Included in amounts appropriated above in Strategy A.1.1, Public Health Preparedness and Coordinated Services, is \$2,000,000 in fiscal year 2016 and \$2,000,000 in fiscal year 2017 from the fund balance in the General Revenue-Dedicated Workplace Chemicals List Account No. 5020 for the purpose of providing grants to communities to create and execute emergency response plans for hazardous chemical events per statutory authority in Health and Safety Code Chapters 502, 505, 506 and 507.
- 80. Community-Based Crisis and Treatment Facilities Review.** Out of funds appropriated above, the Department of State Health Services (DSHS) shall conduct a comprehensive review of contract funding requirements and standards governing community-based crisis and treatment facilities for persons with mental health and substance abuse disorders. As part of the review, DSHS behavioral health program staff and regulatory staff, in collaboration with the Health and Human Services Commission and stakeholders, shall identify best practices for and unnecessary barriers to the effective delivery of mental health and substance abuse services by community-based crisis and treatment facilities. No later than December 1, 2016, the department shall submit a report to the Legislative Budget Board, the Office of the Governor, and the permanent standing committees in the House of Representatives and the Senate with jurisdiction over health and human services. The report shall include a summary of activities related to the review, and recommendations for any changes to statutes or regulatory requirements needed to ensure the safe, effective, and efficient treatment of persons with mental health disorders, substance abuse disorders, or co-occurring mental health and substance abuse disorders in community settings.
- 81. Public Health System Inventory and Action Plan.** Out of funds appropriated above, the Department of State Health Services (DSHS) shall collaborate with the Public Health Funding and Policy Committee and other stakeholders to develop a comprehensive inventory of the roles, responsibilities, and capacity relating to public health services delivered by DSHS and local health entities and authorities. DSHS shall use this information to establish statewide priorities for improving the state's public health system and to create a public health action plan, with regional goals and strategies, to effectively use state funds to achieve these priorities. DSHS shall complete the inventory no later than March 1, 2016, and submit the action plan to the Legislative Budget Board, the Office of the Governor, and the permanent standing committees in the House of Representatives and the Senate with jurisdiction over health and human services no later than November 30, 2016.
- 82. Behavioral Health Services Provider Contracts Review.** Out of funds appropriated above, the Department of State Health Services (DSHS), in collaboration with the Health and Human Services Commission (HHSC), shall conduct a review to identify improvements to performance measurement, contract processing, and payment mechanisms for behavioral health services contracts with DSHS. In conducting the review, DSHS shall solicit stakeholder input and may use funds appropriated above to seek the assistance of a third party with expertise in health purchasing. DSHS shall complete the review and report findings no later than December 1, 2016 to the Legislative Budget Board, the Office of the Governor, and the permanent standing committees in the House of Representatives and the Senate with jurisdiction over health and human services. The review and report must include:
- a. identification of performance measures and other requirements not necessary by a state or federal requirement that could be eliminated from contracts;
 - b. a review of the metrics and methodology associated with the withholding of allocations made under DSHS Rider 58, Mental Health Outcomes and Accountability;
 - c. consideration of performance measures and contracting strategies similar to those used for managed care organizations;
 - d. consideration of best practices in performance measurement and contracting, including incentive payments and financial sanctions that are aligned with the models used by the Health and Human Services Commission for purchasing health care services; and

DEPARTMENT OF STATE HEALTH SERVICES

(Continued)

- e. a proposal for a publicly available web-based dashboard to compare performance of behavioral health services providers contracted with DSHS.
- 83. HIV/STD Screenings.** Out of funds appropriated above to Strategy A.2.2, HIV/STD Prevention, the Department of State Health Services shall allocate an additional \$250,000 in General Revenue in each fiscal year to provide an option for an HIV/STD screening during routine checkups to residents in metropolitan statistical areas with the highest rate or instances of HIV/STD cases.
- 84. Contingency for Behavioral Health Funds.⁹** Notwithstanding appropriation authority granted above, the Comptroller of Public Accounts shall not allow the expenditure of General Revenue-Related behavioral health funds for the Department of State Health Services in Strategy B.2.1, Mental Health Services for Adults, B.2.2, Mental Health Services for Children, Strategy B.2.3, Community Mental Health Crisis Services, Strategy B.2.4, NorthSTAR Behavioral Health Waiver, Strategy B.2.5, Substance Abuse Prevention, Intervention and Treatment, Strategy C.1.2, Rio Grande State Outpatient Clinic, Strategy C.1.3, Mental Health State Hospitals, Strategy C.2.1, Mental Health Community Hospitals, Strategy F.1.2, Repair and Renovation: Mental Health Facilities, and Strategy G.1.1, Texas Civil Commitment Office, in fiscal year 2017, as identified in Art. IX, Sec 10.04, Statewide Behavioral Health Strategic Plan and Coordinated Expenditures, if the Legislative Budget Board provides notification to the Comptroller of Public Accounts that the agency's planned expenditure of those funds in fiscal year 2017 does not satisfy the requirements of Art. IX, Sec. 10.04, Statewide Behavioral Health Strategic Plan and Coordinated Expenditures.
- 85. Transition of the NorthSTAR Behavioral Health Services Model.** Appropriations made above in this Act in Strategy B.2.4, NorthSTAR Behavioral Health Waiver, for fiscal year 2017 assume the discontinuation of the program on December 31, 2016.
- a. Beginning January 1, 2017, funds to provide services, other than Medicaid behavioral health services, previously available through NorthSTAR are allocated as follows:
- North Texas Behavioral Health Authority (NTBHA):
- B.2.1, Mental Health Services for Adults, \$19,218,496 in GR and \$23,144,112 in All Funds
 - B.2.2, Mental Health Services for Children, \$6,406,164 in GR and \$7,714,702 in All Funds
 - B.2.3, Community Mental Health Crisis Services, \$5,348,640 in GR and All Funds
 - B.2.5, Substance Abuse Prevention, \$744,954 in GR, \$6,495,191 in All Funds
- Local Mental Health Authority (LMHA) serving Collin County:
- B.2.1, Mental Health Services for Adults, \$4,769,692 in GR and \$5,825,822 in All Funds
 - B.2.2, Mental Health Services for Children, \$1,589,897 in GR and \$1,941,940 in All Funds
 - B.2.3, Community Mental Health Crisis Services, \$1,438,974 in GR and All Funds
 - B.2.5, Substance Abuse Prevention, \$114,972 in GR, \$1,002,432 in All Funds
- This allocation takes into account the proportion of historical billing patterns, general population, and population under 200 percent of federal poverty level. These amounts include funding adjustments of \$10,861,046 in General Revenue for NTBHA (which includes \$7,087,817 for one-time transition needs) and \$2,515,132 in General Revenue for the LMHA serving Collin County (which includes \$1,500,000 for one-time transition needs). Expenditure of transition funding must be approved by the Health and Human Services Commission (HHSC) executive commissioner.
- b. It is the intent of the Legislature that the NorthSTAR Behavioral Health Services model cease operation on December 31, 2016. Transition funds are intended to support NTBHA and LMHA Collin County for readiness to transition by this date. The HHSC executive commissioner, in coordination with DSHS, shall evaluate and report to the Legislature by May 1, 2016 on the progress of NTBHA and LMHA Collin County, separately, as they transition from the current NorthSTAR model to the new models. If deemed necessary, the HHSC executive commissioner may submit a request to the Legislative Budget Board to extend the transition deadline by 90 days. The request should indicate how transition funds have been spent to date, provide a rationale for the delay and include a plan to complete the transition with an accompanying plan for strategy transfers to align with the delayed transition date, which can be no later than March 31, 2017. The request shall be considered to be disapproved unless the Legislative Budget Board or the Governor issue a written approval within 15

DEPARTMENT OF STATE HEALTH SERVICES
(Continued)

business days of the date on which the staff of the Legislative Budget Board forwards its review of the request to the Chair of the House Appropriations Committee, Chair of the Senate Finance Committee, Speaker of the House and Lieutenant Governor. Any requests for additional information made by the Legislative Budget Board shall interrupt the counting of the 15 business days.

- c. HHSC, in coordination with DSHS, shall provide a report by March 1, 2017 to the Governor's Office and the Legislative Budget Board that includes NTBHA's and Collin County's plans to access additional funds, which may include local funds, Medicaid funds, and other sources, in addition to a projection of funds anticipated in fiscal year 2018 and fiscal year 2019.

86. State Hospital System Improvement.

- a. The Department of State Health Services (DSHS) shall evaluate the benefits of a university health related institution or institutions operating a state hospital. The evaluation should include administrative, legal and financial considerations as well as a timeline for the transition and a progress report on the expansion of efforts to increase academic partnerships. The evaluation and report must be submitted to the Governor's Office and the Legislative Budget Board no later than September 1, 2016.
- b. In the event that DSHS projects a surplus of funds available in Goal C, Hospital Facilities and Services, DSHS may submit a proposal to use these funds, up to the amount of \$12.4 million in General Revenue over the biennium, for the purpose of project planning, development of construction plans, site preparation and related activities to support the future construction of mental health hospital facilities to replace the current facility at Rusk. The proposal must include the strategies where the surplus General Revenue funds would be transferred from, and DSHS must receive written prior approval of the Governor's Office and the Legislative Budget Board before using surplus funds for these purposes.

87. University of Texas Harris County Psychiatric Center Rates. Out of funds appropriated above in Strategy C.2.1, Mental Health Community Hospitals, the Department of State Health Services shall allocate \$1,213,103 in General Revenue Funds in each fiscal year of the 2016-17 biennium in order to increase the rate for acute community mental health inpatient services at this facility.

¹ Modified to reflect technical correction to allocate funding appropriated to the Health and Human Services Commission for assessments for the HHSAS to CAPPs upgrade and enhancements resulting in increases of \$1,167,674 in FY 2016 and \$1,774,632 in FY 2017 out of General Revenue funds.

² Modified to reflect technical correction to allocate funding appropriated to the Health and Human Services Commission for the Office of the Inspector General lease, resulting in increases of \$841,805 in FY 2016 and \$841,805 in FY 2017 out of General Revenue funds.

³ Incorporates Article IX, §18.16, of this Act, due to enactment of SB 746, 84th Legislature, Regular Session, relating to the civil commitment of sexually violent predators and amending provisions subject to criminal penalties, including a technical correction resulting in increases in Strategy G.1.1, Texas Civil Commitment Office of \$1,598,366 in FY 2016 and \$3,812,289 in FY 2017, and in Strategy B.2.1, Mental Health Services for Adults of \$785,285 in FY 2016 and \$871,832 in FY 2017 out of General Revenue funds. Performance measures were adjusted accordingly.

⁴ Incorporates Article IX, §18.56, of this Act, due to enactment of SB 202, 84th Legislature, Regular Session, relating to the transfer of certain occupational regulatory programs and the deregulation of certain activities and occupations, resulting in decreases of \$2,369,038 in each fiscal year out of General Revenue funds, affecting several strategies. In addition, incorporates a decrease of 38.5 FTEs in each fiscal year of the biennium.

⁵ Modified to reflect technical correction to change allocation of 1915i waiver funds between fiscal years, resulting in a decrease of \$4,000,000 in fiscal year 2016 and an increase of \$4,000,000 in fiscal year 2017 out of General Revenue funds.

⁶ Appropriations referenced in Rider 70, Jail-Based Competency Restoration Pilot Program, were vetoed, resulting in a decrease of \$1,743,000 in FY 2017 out of General Revenue funds. See the Governor's Veto Proclamation.

⁷ Incorporates Article IX, §18.17, of this Act, due to enactment of HB 942, 84th Legislature, Regular Session, relating to transferring enforcement of certain reporting requirements from the Department of State Health Services to the Texas Commission on Environmental Quality, resulting in a decrease of \$454,489 in FY 2016 and \$454,489 in FY2017 out of General Revenue-dedicated funds, and a decrease of 10.5 FTEs in each fiscal year of the biennium. Amounts in FY 2016 reflect a further reduction of \$151,496 than amounts identified in Article IX, §18.17, of this Act, for program transfers occurring on September 1, 2015, as required by HB 942, instead of January 1, 2016, as was contemplated in the contingency rider language.

⁸ Article IX, §18.02, of this Act, increases the salary for the Commissioner from \$242,353 to \$248,412.

DEPARTMENT OF STATE HEALTH SERVICES
(Continued)

⁹ SB 746, 84th Legislature, Regular Session, was enacted related to abolishment of the Office of Violent Sex Offender Management and creation of the Texas Civil Commitment Office.

¹⁰ Modified to reflect technical correction to adjust amounts identified for capital budget item by \$953,116 in FY 2016 and \$953,116 in FY 2017 out of General Revenue funds.

¹¹ Modified to reflect technical correction of Ebola-related capital project resulting in three capital budget projects.

¹² SB 200, 84th Legislature, Regular Session, was enacted, related to the continuation of the functions of the Department of State Health Services.

HEALTH AND HUMAN SERVICES COMMISSION

	<u>For the Years Ending</u> August 31, 2016	<u>August 31,</u> 2017
Method of Financing:		
<u>GR for Medicaid</u>		
Medicaid Program Income	\$ 75,000,000	\$ 75,000,000
Vendor Drug Rebates—Medicaid	645,730,031	697,416,071
GR Match for Medicaid ¹	8,975,776,485	9,165,334,057
Tobacco Settlement Receipts Match for Medicaid	440,455,192	444,701,215
Cost Sharing - Medicaid Clients, estimated	2,500,000	2,500,000
Vendor Drug Rebates-Supplemental Rebates	75,479,410	81,465,009
Medicare Giveback Provision	410,683,587	448,972,852
 <u>GR for CHIP</u>		
Premium Co-Payments, Low Income Children	4,596,733	4,872,537
GR Match for Title XXI (CHIP) ¹	6,701,310	5,240,007
Tobacco Settlement Receipts Match for CHIP	72,842,532	62,925,605
Experience Rebates-CHIP	747,947	666,472
Vendor Drug Rebates—CHIP	1,776,638	1,621,399
 <u>Other GR</u>		
General Revenue Fund ¹	194,803,695	199,143,358
GR MOE for Temporary Assistance for Needy Families	48,257,311	48,257,311
GR Match for Food Stamp Administration	177,772,067	178,643,498
Subtotal, General Revenue Fund	<u>\$ 11,133,122,938</u>	<u>\$ 11,416,759,391</u>
 <u>General Revenue Fund - Dedicated</u>		
Compensation to Victims of Crime Account No. 469	10,229,843	10,229,843
Subtotal, General Revenue Fund - Dedicated	<u>\$ 10,229,843</u>	<u>\$ 10,229,843</u>
 <u>Federal Funds</u>		
Federal Funds ¹	16,211,363,255	16,415,633,896
Federal American Recovery and Reinvestment Fund	103,229,355	103,288,205
Subtotal, Federal Funds	<u>\$ 16,314,592,610</u>	<u>\$ 16,518,922,101</u>
 <u>Other Funds</u>		
Appropriated Receipts - Match for Medicaid	16,290,746	16,311,714
Appropriated Receipts	9,603,098	9,603,098
Interagency Contracts ¹	488,317,593	486,189,926
Medicaid Subrogation Receipts (State Share), estimated	80,000,000	80,000,000
License Plate Trust Fund Account No. 0802	24,000	24,000
Subtotal, Other Funds	<u>\$ 594,235,437</u>	<u>\$ 592,128,738</u>
Total, Method of Financing	<u>\$ 28,052,180,828</u>	<u>\$ 28,538,040,073</u>

This bill pattern represents an estimated 76% of this agency's estimated total available funds for the biennium.

Number of Full-Time-Equivalents (FTE):	12,831.2	12,831.2
---	----------	----------

HEALTH AND HUMAN SERVICES COMMISSION
(Continued)

Schedule of Exempt Positions:

Executive Commissioner, Group 8 ²	\$266,500	\$266,500
--	-----------	-----------

Items of Appropriation:

A. Goal: HHS ENTERPRISE OVERSIGHT & POLICY

HHS Enterprise Oversight and Policy.

A.1.1. Strategy: ENTERPRISE OVERSIGHT & POLICY Enterprise Oversight and Policy.	\$ 76,379,326	\$ 70,354,808
---	---------------	---------------

A.1.2. Strategy: INTEGRATED ELIGIBILITY & ENROLLMENT Integrated Eligibility and Enrollment (IEE).	\$ 744,446,916	\$ 738,041,181
---	----------------	----------------

A.2.1. Strategy: CONSOLIDATED SYSTEM SUPPORT	<u>\$ 231,083,910</u>	<u>\$ 232,081,662</u>
---	-----------------------	-----------------------

Total, Goal A: HHS ENTERPRISE OVERSIGHT & POLICY	<u>\$ 1,051,910,152</u>	<u>\$ 1,040,477,651</u>
---	-------------------------	-------------------------

B. Goal: MEDICAID

B.1.1. Strategy: AGED AND MEDICARE-RELATED Aged and Medicare-related Eligibility Group.	\$ 4,195,891,079	\$ 4,233,252,589
---	------------------	------------------

B.1.2. Strategy: DISABILITY-RELATED Disability-Related Eligibility Group.	\$ 5,726,998,388	\$ 5,884,127,413
---	------------------	------------------

B.1.3. Strategy: PREGNANT WOMEN Pregnant Women Eligibility Group.	\$ 1,158,907,864	\$ 1,146,767,356
---	------------------	------------------

B.1.4. Strategy: OTHER ADULTS Other Adults Eligibility Group.	\$ 669,451,002	\$ 683,150,586
---	----------------	----------------

B.1.5. Strategy: CHILDREN Children Eligibility Group.	\$ 6,185,564,499	\$ 6,266,227,116
---	------------------	------------------

B.2.1. Strategy: NON-FULL BENEFIT PAYMENTS	\$ 687,245,397	\$ 693,360,845
---	----------------	----------------

B.2.2. Strategy: MEDICAID PRESCRIPTION DRUGS	\$ 3,260,839,115	\$ 3,314,121,986
---	------------------	------------------

B.2.3. Strategy: MEDICAL TRANSPORTATION	\$ 208,389,895	\$ 211,345,261
--	----------------	----------------

B.2.4. Strategy: HEALTH STEPS (EPSDT) DENTAL	\$ 1,362,403,202	\$ 1,381,522,818
---	------------------	------------------

B.2.5. Strategy: MEDICARE PAYMENTS For Clients Dually Eligible for Medicare and Medicaid.	\$ 1,384,241,181	\$ 1,484,196,119
---	------------------	------------------

B.2.6. Strategy: TRANSFORMATION PAYMENTS	\$ 100,407,448	\$ 99,251,651
---	----------------	---------------

B.3.1. Strategy: MEDICAID CONTRACTS & ADMINISTRATION Medicaid Contracts and Administration.	<u>\$ 632,426,154</u>	<u>\$ 619,827,390</u>
---	-----------------------	-----------------------

Total, Goal B: MEDICAID	<u>\$ 25,572,765,224</u>	<u>\$ 26,017,151,130</u>
--------------------------------	--------------------------	--------------------------

C. Goal: CHIP SERVICES

Children's Health Insurance Program Services.

C.1.1. Strategy: CHIP Children's Health Insurance Program (CHIP).	\$ 523,317,095	\$ 550,174,788
---	----------------	----------------

C.1.2. Strategy: CHIP PERINATAL SERVICES	\$ 199,226,387	\$ 205,157,807
---	----------------	----------------

C.1.3. Strategy: CHIP PRESCRIPTION DRUGS	\$ 135,199,613	\$ 142,777,693
---	----------------	----------------

C.1.4. Strategy: CHIP CONTRACTS & ADMINISTRATION CHIP Contracts and Administration.	<u>\$ 14,330,099</u>	<u>\$ 14,331,639</u>
---	----------------------	----------------------

Total, Goal C: CHIP SERVICES	<u>\$ 872,073,194</u>	<u>\$ 912,441,927</u>
-------------------------------------	-----------------------	-----------------------

D. Goal: ENCOURAGE SELF SUFFICIENCY

D.1.1. Strategy: TANF (CASH ASSISTANCE) GRANTS Temporary Assistance for Needy Families Grants.	\$ 64,986,781	\$ 66,068,560
--	---------------	---------------

D.1.2. Strategy: REFUGEE ASSISTANCE	\$ 44,125,299	\$ 44,125,299
--	---------------	---------------

D.2.1. Strategy: FAMILY VIOLENCE SERVICES	\$ 28,457,398	\$ 28,455,278
--	---------------	---------------

D.2.2. Strategy: ALTERNATIVES TO ABORTION Alternatives to Abortion. Nontransferable.	\$ 9,150,000	\$ 9,150,000
--	--------------	--------------

D.2.3. Strategy: WOMEN'S HEALTH SERVICES	\$ 130,321,510	\$ 130,548,682
---	----------------	----------------

D.2.4. Strategy: CHILD ADVOCACY PROGRAMS	<u>\$ 26,362,003</u>	<u>\$ 26,285,003</u>
---	----------------------	----------------------

Total, Goal D: ENCOURAGE SELF SUFFICIENCY	<u>\$ 303,402,991</u>	<u>\$ 304,632,822</u>
--	-----------------------	-----------------------

E. Goal: PROGRAM SUPPORT

E.1.1. Strategy: CENTRAL PROGRAM SUPPORT	\$ 14,545,886	\$ 14,546,163
---	---------------	---------------

E.1.2. Strategy: IT PROGRAM SUPPORT Information Technology Program Support.	\$ 7,541,732	\$ 7,541,732
---	--------------	--------------

E.1.3. Strategy: REGIONAL PROGRAM SUPPORT	<u>\$ 113,063,686</u>	<u>\$ 113,063,686</u>
--	-----------------------	-----------------------

Total, Goal E: PROGRAM SUPPORT	<u>\$ 135,151,304</u>	<u>\$ 135,151,581</u>
---------------------------------------	-----------------------	-----------------------

HEALTH AND HUMAN SERVICES COMMISSION
(Continued)

F. Goal: INFORMATION TECHNOLOGY PROJECTS		
F.1.1. Strategy: TIERS & ELIGIBILITY TECHNOLOGIES	\$ 53,948,074	\$ 61,049,622
Texas Integrated Eligibility Redesign System & Supporting Tech.		
G. Goal: OFFICE OF INSPECTOR GENERAL		
G.1.1. Strategy: OFFICE OF INSPECTOR GENERAL	\$ 62,929,889	\$ 67,135,340
Grand Total, HEALTH AND HUMAN SERVICES COMMISSION	<u>\$ 28,052,180,828</u>	<u>\$ 28,538,040,073</u>

Object-of-Expense Informational Listing:

Salaries and Wages	\$ 520,929,564	\$ 520,650,376
Other Personnel Costs	21,045,284	21,043,240
Professional Fees and Services	832,763,471	835,996,382
Fuels and Lubricants	355,773	355,773
Consumable Supplies	8,678,730	8,678,613
Utilities	39,199,951	39,151,090
Travel	12,101,647	11,975,557
Rent - Building	94,337,563	94,337,563
Rent - Machine and Other	19,649,125	19,666,725
Other Operating Expense	313,919,446	304,075,249
Client Services	25,953,959,847	26,452,578,965
Food for Persons - Wards of State	6,567,824	6,567,824
Grants	194,990,735	190,560,059
Capital Expenditures	<u>33,681,868</u>	<u>32,402,657</u>
Total, Object-of-Expense Informational Listing	<u>\$ 28,052,180,828</u>	<u>\$ 28,538,040,073</u>

Estimated Allocations for Employee Benefits and Debt Service Appropriations Made Elsewhere in this Act:

Employee Benefits

Retirement	\$ 44,551,261	\$ 44,753,623
Group Insurance	139,317,529	152,063,507
Social Security	37,133,480	37,319,148
Benefits Replacement	<u>1,929,404</u>	<u>1,746,111</u>
Subtotal, Employee Benefits	<u>\$ 222,931,674</u>	<u>\$ 235,882,389</u>

Debt Service

Lease Payments	<u>\$ 866,575</u>	<u>\$ 1,285,227</u>
----------------	-------------------	---------------------

Total, Estimated Allocations for Employee Benefits and Debt Service Appropriations Made Elsewhere in this Act

<u>\$ 223,798,249</u>	<u>\$ 237,167,616</u>
-----------------------	-----------------------

1. **Performance Measure Targets.** The following is a listing of the key performance target levels for the Health and Human Services Commission. It is the intent of the Legislature that appropriations made by this Act be utilized in the most efficient and effective manner possible to achieve the intended mission of the Health and Human Services Commission. In order to achieve the objectives and service standards established by this Act, the Health and Human Services Commission shall make every effort to attain the following designated key performance target levels associated with each item of appropriation.

	<u>2016</u>	<u>2017</u>
A. Goal: HHS ENTERPRISE OVERSIGHT & POLICY		
Outcome (Results/Impact):		
Average Medicaid and CHIP Children Recipient Months Per Month	3,384,895	3,489,610
A.1.2. Strategy: INTEGRATED ELIGIBILITY & ENROLLMENT		
Output (Volume):		
Average Monthly Number of Eligibility Determinations	1,010,000	1,045,000
Efficiencies:		
Average Cost Per Eligibility Determination	40.25	38.9

HEALTH AND HUMAN SERVICES COMMISSION
(Continued)

Explanatory:

Percent of Poverty Met by TANF, Supplemental Nutrition Assistance Program (SNAP), and Medicaid Benefits	72.87%	72.87%
Total Value of Supplemental Nutrition Assistance Program (SNAP) Benefits Distributed	5,106,482,420	5,207,854,531

B. Goal: MEDICAID

Outcome (Results/Impact):

Average Medicaid Acute Care Recipient Months Per Month	4,147,194	4,206,009
Average HHSC Medicaid Client Services (including Prescription Drugs) Cost Per Recipient Month	433.94	446.26
Proportion of Medicaid Recipient Months Enrolled in Managed Care	88.05%	88.02%
Average Number of Members Receiving 1915(c) Waiver Services through STAR+PLUS	37,433	38,756

B.1.1. Strategy: AGED AND MEDICARE-RELATED

Output (Volume):

Average Aged and Medicare-Related Recipient Months Per Month: Total Eligibility Group	379,914	385,235
---	---------	---------

Efficiencies:

Average Aged and Medicare-Related Cost Per Recipient Month	935.16	954.65
--	--------	--------

B.1.2. Strategy: DISABILITY-RELATED

Output (Volume):

Average Disability-Related Recipient Months Per Month: Total Eligibility Group	435,275	444,084
--	---------	---------

Efficiencies:

Average Disability-Related Cost Per Recipient Month	1,131.47	1,165.42
---	----------	----------

B.1.3. Strategy: PREGNANT WOMEN

Output (Volume):

Average Pregnant Women Recipient Months Per Month	144,302	145,745
---	---------	---------

Efficiencies:

Average Pregnant Women Cost Per Recipient Month	688.8	708.32
---	-------	--------

B.1.4. Strategy: OTHER ADULTS

Output (Volume):

Average TANF-Level Adult Recipient Months Per Month	156,012	157,949
---	---------	---------

Efficiencies:

Average TANF-Level Adult Cost Per Recipient Month	364.22	373.65
---	--------	--------

B.1.5. Strategy: CHILDREN

Output (Volume):

Average Poverty-Related Children Recipient Months Per Month	3,000,262	3,041,342
---	-----------	-----------

Average STAR Health Foster Care Children Recipient Months Per Month	31,430	31,655
---	--------	--------

Efficiencies:

Average Poverty-Related Children Cost Per Recipient Month	162	164.51
---	-----	--------

Average STAR Health Foster Care Children Cost Per Recipient Month	775.11	782.87
---	--------	--------

B.2.1. Strategy: NON-FULL BENEFIT PAYMENTS

Output (Volume):

Average Number of Non-citizen Recipient Months Per Month	9,682	9,682
--	-------	-------

B.2.2. Strategy: MEDICAID PRESCRIPTION DRUGS

Efficiencies:

Average Cost per Medicaid Recipient Month for Prescription Drugs	71.71	74.53
--	-------	-------

B.2.3. Strategy: MEDICAL TRANSPORTATION

Efficiencies:

Average Nonemergency Transportation (NEMT) Cost Per Recipient Month	4.19	4.19
---	------	------

B.2.4. Strategy: HEALTH STEPS (EPSDT) DENTAL

Efficiencies:

Average Cost Per Texas Health Steps (EPSDT) Dental Recipient Months Per Month	35.38	35.38
---	-------	-------

B.2.5. Strategy: MEDICARE PAYMENTS

Output (Volume):

Average Supplemental Medical Insurance Part B Recipient Months Per Month	568,916	584,173
--	---------	---------

Efficiencies:

Average Part B Premium Per Month	105.97	110.99
----------------------------------	--------	--------

HEALTH AND HUMAN SERVICES COMMISSION
(Continued)

C. Goal: CHIP SERVICES

Outcome (Results/Impact):

Average CHIP Programs Recipient Months Per Month
(Includes all CHIP Programs) 384,317 405,626

Average CHIP Programs Benefit Cost with Prescription
Benefit Per Recipient Month (Includes all CHIP
Programs) 191.02 194.82

C.1.1. Strategy: CHIP

Output (Volume):

Average CHIP Children Recipient Months Per Month 349,441 370,407

Efficiencies:

Average CHIP Children Benefit Cost Per Recipient Month 124.62 128.68

C.1.2. Strategy: CHIP PERINATAL SERVICES

Output (Volume):

Average Perinatal Recipient Months Per Month 34,876 35,219

C.1.3. Strategy: CHIP PRESCRIPTION DRUGS

Efficiencies:

Average Cost per CHIP Recipient Month: Prescription
Drugs 30.78 32.34

D. Goal: ENCOURAGE SELF SUFFICIENCY

D.1.1. Strategy: TANF (CASH ASSISTANCE) GRANTS

Output (Volume):

Average Number of TANF Basic Cash Assistance
Recipients Per Month 66,043 66,703

Average Number of State Two-Parent Cash Assistance
Program Recipients Per Month 2,861 2,889

Efficiencies:

Average Monthly Grant: Temporary Assistance for Needy
Families (TANF) Basic Cash Assistance 74.17 74.71

Average Monthly Grant: State Two-Parent Cash
Assistance Program 75.93 76.47

D.2.1. Strategy: FAMILY VIOLENCE SERVICES

Output (Volume):

Number of Persons Served by Family Violence
Programs/Shelters 82,862 82,862

Efficiencies:

Health and Human Services Average Cost Per Person
Receiving Services through the Family Violence
Program 850.09 850.09

D.2.2. Strategy: ALTERNATIVES TO ABORTION

Output (Volume):

Number of Persons Receiving Pregnancy Support
Services as an Alternative to Abortion 35,016 35,016

D.2.3. Strategy: WOMEN'S HEALTH SERVICES

Output (Volume):

Average Number of Texas Women's Health Program
Recipient Months Per Month 115,645 115,645

Number of Adults & Adolescents Receiving Family
Planning Services 65,000 65,000

Number of Expanded Primary Health Care Eligible
Patients Provided Services 170,000 170,000

Efficiencies:

Average Texas Women's Health Program Cost Per
Recipient Month 17.32 17.32

D.2.4. Strategy: CHILD ADVOCACY PROGRAMS

Explanatory:

Total Number of Counties Served by CASA Programs³ 211 211

Total Number of Children Receiving Services from the
Court-Appointed Volunteers Program³ 26,460 27,700

G. Goal: OFFICE OF INSPECTOR GENERAL

G.1.1. Strategy: OFFICE OF INSPECTOR GENERAL

Output (Volume):

Number of Medicaid Provider and Recipient
Investigations Completed 98,808 98,808

Number of Audits and Reviews Performed 3,135 3,135

Total Dollars Recovered (Millions) 273.52 273.52

- 2. Capital Budget.** None of the funds appropriated above may be expended for capital budget items except as listed below. The amounts shown below shall be expended only for the purposes shown and are not available for expenditure for other purposes. Amounts appropriated above and identified in the provision as appropriations either for "Lease Payments to the Master Equipment Purchase Program" or for items with an "(MLPP)" notation shall be expended only for the purpose of making lease-purchase payments to the Texas Public Finance Authority pursuant to the provisions of Government Code §1232.103.

HEALTH AND HUMAN SERVICES COMMISSION
(Continued)

	2016	2017
a. Acquisition of Information Resource Technologies		
(1) Seat Management Services (PCs, Laptops, & Servers)	\$ 13,857,785	\$ 14,000,014
(2) Compliance with Federal HIPAA (Health Insurance Portability and Accountability Act) Regulations	2,162,794	0
(3) Texas Integrated Eligibility Redesign System	53,391,893	61,049,622
(4) Secure Mobile Infrastructure & Enterprise Communications	2,075,000	2,075,000
(5) HHSAS to CAPPs Upgrade and Enhancements	5,164,416	7,848,881
(6) Network, Performance and Capacity	8,957,268	861,086
(7) MMIS - Medicaid Management Information System	50,521,697	52,845,220
(8) Application Remediation for Data Center Consolidation	1,759,500	0
(9) Enterprise Telecommunication Enhancements ⁴	5,195,666	0
(10) Cybersecurity Advancement for HHS Enterprise	5,037,093	4,883,353
(11) Food Service Management Software	1,854,244	466,478
(12) Enterprise Info & Asset Mgmt (Data Warehouse)	35,511,443	42,521,282
Total, Acquisition of Information Resource Technologies	\$ 185,488,799	\$ 186,550,936
b. Acquisition of Capital Equipment and Items		
(1) Facility Support Services – Fleet Operations	406,361	174,967
(2) Improve Security Infrastructure for Regional HHS Client Delivery Facilities	2,987,236	0
Total, Acquisition of Capital Equipment and Items	\$ 3,393,597	\$ 174,967
c. Other Lease Payments to the Master Lease Purchase Program (MLPP)		
(1) TIERS Lease Payments to Master Lease Program	556,181	UB
d. Data Center Consolidation		
(1) Data Center Consolidation	33,020,751	34,742,607
e. Centralized Accounting and Payroll/Personnel System(CAPPs)		
(1) Enterprise Resource Planning	9,717,048	9,672,659
(2) CAPPs PeopleSoft Licenses	1,268,244	1,268,244
Total, Centralized Accounting and Payroll/Personnel System(CAPPs)	\$ 10,985,292	\$ 10,940,903
Total, Capital Budget	\$ 233,444,620	\$ 232,409,413
Method of Financing (Capital Budget):		
<u>General Revenue Fund</u>		
General Revenue Fund ^{1, 4}	\$ 1,620,481	\$ 749,777
GR Match for Medicaid ^{1, 4}	42,602,764	45,665,504
GR Match for Title XXI (CHIP) ^{1, 4}	1,734,281	1,861,863
GR Match for Food Stamp Administration ^{1, 4}	21,441,446	22,841,232
Subtotal, General Revenue Fund	\$ 67,398,972	\$ 71,118,376

HEALTH AND HUMAN SERVICES COMMISSION
(Continued)

Federal Funds ^{1,4}	123,471,217	130,624,144
Interagency Contracts ^{1,4}	42,574,431	30,666,893
Total, Method of Financing	<u>\$ 233,444,620</u>	<u>\$ 232,409,413</u>

3. Budget Authority for Estimated Pass-through Funds. In addition to the amounts appropriated above for the Health and Human Services Commission, the commission may establish additional budget authority with the Comptroller of Public Accounts to reflect other estimated income except from the General Revenue Fund.

4. Reimbursement of Advisory Committee Members. Pursuant to Government Code §2110.004, reimbursement of expenses for advisory committee members, out of funds appropriated above - not to exceed \$85,000 per year, is limited to the following advisory committees: Hospital Payment Advisory Committee, Medical Care Advisory Committee, Physician Payment Advisory Committee, Drug Use Review Board, Pharmaceutical and Therapeutics Committee, Public Assistance Health Benefits Review and Design Committee, Guardianship Advisory Board, Children's Policy Council, Task Force on Health Information Technology, Perinatal Advisory Council, State Medicaid Managed Care Advisory Committee, Intellectual and Developmental Disability System Redesign Advisory Committee, and the Consumer Direction workgroup.

To the maximum extent possible, the commission shall encourage the use of videoconferencing and teleconferencing and shall schedule meetings and locations to facilitate the travel of participants so that they may return the same day and reduce the need to reimburse members for overnight stays.

5. Vendor Drug Rebates - Medicaid and CHIP. All references in this rider to rebate revenue refer to vendor drug rebates as well as supplemental rebates earned via the preferred drug lists (methods of finance include Vendor Drug Rebates-Medicaid, Vendor Drug Rebates-CHIP, and Vendor Drug Rebates-Supplemental Rebates).

a. **Medicaid.** The Health and Human Services Commission may expend Medicaid rebate revenues appropriated above in Strategy B.2.2, Medicaid Prescription Drugs, pursuant to the federal requirements of the Omnibus Budget and Reconciliation Act of 1990 as well as rebates collected in excess of federal requirements pursuant to state law.

b. **CHIP.** The Health and Human Services Commission may expend CHIP rebate revenues and related interest earnings appropriated above in Strategy C.1.3, CHIP Prescription Drugs.

c. **Rebates as a First Source of Funding.** Expenditures for Medicaid and CHIP Prescription Drugs shall be made from rebates received in fiscal years 2016 and 2017. As rebates are generated, expenditures to support Medicaid and CHIP Prescription Drugs shall be made from rebate revenues. In the event rebate revenues are not available for expenditure, General Revenue may be used to support both Prescription Drugs expenditures until rebate revenues are available.

d. **Appropriation.** In addition to rebate revenues appropriated above in Strategy B.2.2, Medicaid Prescription Drugs, and Strategy C.1.3, CHIP Prescription Drugs, the Health and Human Services Commission is appropriated Medicaid and CHIP vendor drug rebates generated in excess of those amounts, subject to the following requirements:

- (1) Vendor drug rebates shall be expended prior to utilization of any General Revenue available for the purpose of CHIP or Medicaid Prescription Drugs.
- (2) In the event General Revenue has been expended prior to the receipt of vendor drug rebates, the commission shall reimburse General Revenue. The commission shall reimburse the General Revenue Fund with vendor drug rebates on a monthly basis in order to prevent accumulation of vendor drug rebates.
- (3) Program Benefit Agreement revenues collected in lieu of state supplemental rebates will be expended prior to utilization of any General Revenue available for the purpose of the Medicaid program specified in the Agreement.

HEALTH AND HUMAN SERVICES COMMISSION
(Continued)

e. **Limited Use of Rebates.** Rebates generated by the Medicaid program shall only be used for the Medicaid program. Rebates generated by the CHIP program shall only be used for the CHIP program.

6. Medicaid Subrogation Receipts (State Share). For the purposes of this provision, Medicaid Subrogation Receipts are defined as tort settlements related to the Medicaid program. Amounts defined as Medicaid Subrogation Receipts are to be deposited into the General Revenue Fund, Object No. 3802. The Health and Human Services Commission is authorized to receive and expend Medicaid Subrogation Receipts. Expenditures shall be made from recoupments and interest earnings received in fiscal year 2016 and fiscal year 2017. The use of the state's share of Medicaid Subrogation Receipts is limited to funding services for Medicaid clients. Medicaid Subrogation Receipts shall be expended as they are received as a first source, and General Revenue shall be used as a second source, to support the Medicaid program. In the event that these revenues should be greater than the amounts identified in the method of finance above as Medicaid Subrogation Receipts (State Share), the commission is hereby appropriated and authorized to expend these Other Funds thereby made available, subject to the following requirements:

- a. Amounts available shall be expended prior to utilization of any General Revenue available for the same purposes.
- b. In the event General Revenue has been expended prior to the receipt of the state's share of Medicaid Subrogation Receipts, the commission shall reimburse General Revenue. This process shall be completed on a monthly basis in order to prevent accumulation of Medicaid Subrogation Receipt balances.

The preceding paragraph shall be the exclusive appropriation authority for receipts from the above identified sources, and none of these receipts shall be appropriated by a provision of Article IX of this Act.

7. Appropriation Transfers between Fiscal Years. In addition to the transfer authority provided elsewhere in this Act and in order to provide for unanticipated events that increase costs associated with providing Medicaid or CHIP services for eligible clients, the Health and Human Services Commission (HHSC) is authorized to transfer General Revenue from funds appropriated in Medicaid or CHIP strategies in fiscal year 2017 to fiscal year 2016 and such funds are appropriated to the commission for fiscal year 2016. Such transfers may only be made subject to the following:

- a. Transfers under this section may be made only:
 - (1) if costs associated with providing Medicaid or CHIP services exceed the funds appropriated for these services for fiscal year 2016, or
 - (2) for any other emergency expenditure requirements, including expenditures necessitated by public calamity.
- b. A transfer authorized by this section must receive the prior written approval of the Governor and the Legislative Budget Board. The request must be received by August 31, 2016. Additional information requested by the Legislative Budget Board or the Governor should be provided in a timely manner. The request and information provided subsequently shall be prepared in a format specified by the Legislative Budget Board.

The request shall be considered to be approved unless the Legislative Budget Board or the Governor issues a written disapproval within 15 business days of the date on which the staff of the Legislative Budget Board concludes its review of the proposal to transfer the funds and forwards its review to the Chair of the House Appropriations Committee, Chair of the Senate Finance Committee, Speaker of the House, and Lieutenant Governor. Any requests for additional information made by the Legislative Budget Board shall interrupt the counting of the 15 business days.

- c. The Comptroller of Public Accounts shall cooperate as necessary to assist the completion of a transfer and spending made under this section.

HEALTH AND HUMAN SERVICES COMMISSION
(Continued)

- d. HHSC is authorized to make a one-time adjustment to transfers made under this section if funds moved from fiscal year 2017 exceed the amount needed in fiscal year 2016 and contingent on providing prior notification to the Legislative Budget Board, the Comptroller of Public Accounts, and the Governor by October 31, 2016.
 - e. A one-time adjustment as described in section (d) may occur after October 31, 2016 only upon prior written approval by the Governor and the Legislative Budget Board. At the same time, the agency shall provide a copy of the request to the Comptroller of Public Accounts. Additional information requested by the Legislative Budget Board or the Governor should be provided in a timely manner. The request and information provided subsequently shall be prepared in a format specified by the Legislative Budget Board.
- 8. Reporting of Child Abuse.** The Texas Health and Human Services Commission may distribute or provide appropriated funds only to recipients who show good-faith efforts to comply with all child abuse reporting guidelines and requirements set forth in Chapter 261 of the Texas Family Code.
- 9. Authorization to Receive, Administer, and Disburse Federal Funds.** The appropriations made above may be used to match or to meet maintenance of effort requirements for Federal Funds granted to the state for the payment of personal services and other necessary expenses in connection with the administration and operation of state programs of health and public welfare services. Notwithstanding the General Provisions of this Act, the Health and Human Services Commission may receive and disburse in accordance with plans acceptable to the responsible federal agency, all federal moneys that are made available (including grants, allotments, and reimbursements) to the state and retain their character as Federal Funds for such purposes, and to receive, administer, and disburse Federal Funds for federal regional programs in accordance with plans agreed upon by the Health and Human Services Commission and the responsible federal agency, and such other activities as come under the authority of the Commissioner of Health and Human Services. With the exception of Temporary Assistance for Needy Families (TANF) Federal Funds and Social Services Block Grant (SSBG) Federal Funds governed by Article IX, Section 13.10, such moneys are hereby appropriated to the specific purpose or purposes for which they are granted or otherwise made available. Earned Federal Funds are not considered to be Federal Funds for the purpose of this section.
- 10. Accounting of Support Costs.** The Comptroller of Public Accounts shall establish separate accounts from which certain support costs shall be paid. The Health and Human Services Commission may make transfers into these separate accounts from line item strategies in order to pay for these expenses in an efficient and effective manner. Only costs not directly attributable to a single program may be budgeted in or paid from these accounts. Items to be budgeted in and paid from these accounts include but are not limited to: postage, occupancy costs, equipment repair, telephones, office printing costs, supplies, freight and transport costs, telephone system costs and salary and travel costs of staff whose function supports several programs. The commission shall be responsible for quarterly allocations of these costs to the original strategies.
- 11. Disposition of Appropriation Transfers from State-owned Hospitals.**
- a. The Health and Human Services Commission shall use the sums transferred from state owned hospitals as provided elsewhere in the Act as necessary to apply for appropriate matching Federal Funds and to provide the state's share of disproportionate share payments and uncompensated care payments authorized under the federal Healthcare Transformation and Quality Improvement Waiver, excluding payments for physicians, pharmacies, and clinics, due to state-owned hospitals. Any amounts of such transferred funds not required for these payments shall be deposited by the Health and Human Services Commission to the General Revenue Fund as unappropriated revenue.
 - b. Payments for physicians, pharmacies, and clinics are governed by Special Provisions Relating Only to Agencies of Higher Education, Section 57.
 - c. By October 1 of each fiscal year, the Health and Human Services Commission shall present a schedule of projected transfers and payments to the Comptroller of Public Accounts, the Governor, and the Legislative Budget Board.
 - d. The Comptroller of Public Accounts shall process all payments and transfers, unless disapproved or modified by the Legislative Budget Board or the Governor.

HEALTH AND HUMAN SERVICES COMMISSION
(Continued)

12. Transfers: Authority and Limitations.

- a. **Limitations on Transfers within/between Goals.** Notwithstanding the transfer provisions in the General Provisions (general transfer provisions) and other transfer provisions of this Act (including Article II Special Provisions, Sec. 10), funds appropriated by this Act to the Health and Human Services Commission (HHSC) for the following goals shall be governed by the specific limitations included in this provision.
- (1) **Goal B (Medicaid).** Transfers may be made between Medicaid appropriation items in Goal B. Transfers may not be made from appropriation items in Goal B to appropriation items in other goals without prior written approval from the Legislative Budget Board and the Governor. HHSC shall provide notification of all transfers pursuant to subsection (b) of this provision, and any transfer approval requests shall be submitted pursuant to subsection (c) of this provision.
 - (2) **Goal C (CHIP Services).** Transfers may be made between CHIP appropriation items in Goal C. Transfers may not be made from appropriation items in Goal C to appropriation items in other goals without prior written approval from the Legislative Budget Board and the Governor. HHSC shall provide notification of all transfers pursuant to subsection (b) of this provision, and any transfer approval requests shall be submitted pursuant to subsection (c) of this provision.
 - (3) **Other Goals.** Funds appropriated by this Act to the Health and Human Services Commission (HHSC) in Goals A, D, E, F, and G may be transferred from one appropriation item to another appropriation item within or between Goals A, D, E, F, and G in amounts not to exceed 25 percent of the originating appropriation item's All Funds amount for the fiscal year. HHSC shall provide notification of all transfers pursuant to subsection (b) of this provision.
- b. **Notification Regarding Transfers that Do not Require Approval.** Authority granted by this provision to transfer funds is contingent upon a written notification from HHSC to the Legislative Budget Board and the Governor at least 30 days prior to the transfer, which includes the following information:
- (1) a detailed explanation of the purpose(s) of the transfer and whether the expenditure will be one-time or ongoing;
 - (2) the names of the originating and receiving strategies and the method of financing and FTEs for each strategy by fiscal year;
 - (3) an estimate of performance levels and, where relevant, a comparison to targets included in this Act for both the originating and the receiving strategies; and
 - (4) the capital budget impact.
- c. **Requests for Transfers that Require Approval.** To request a transfer, HHSC shall submit a written request to the Legislative Budget Board and the Governor. At the same time, the agency shall provide a copy of the request to the Comptroller of Public Accounts. The request shall include the following information:
- (1) a detailed explanation of the purpose(s) of the transfer and whether the expenditure will be one-time or ongoing;
 - (2) the names of the originating and receiving strategies and the method of financing and FTEs for each strategy by fiscal year;
 - (3) an estimate of performance levels and, where relevant, a comparison to targets included in this Act for both the originating and the receiving strategies; and
 - (4) the capital budget impact.

A transfer request shall be considered to be approved upon receipt of written approval from the Legislative Budget Board and the Governor.

HEALTH AND HUMAN SERVICES COMMISSION

(Continued)

- d. **Transfers into Items of Appropriation.** Transfers may be made from any appropriation item to the appropriation items in section (a), subject to the limitations established in section (a) for each appropriation item.
- e. **Cost Pools.** Notwithstanding the above limitations, transfers may be made from Medicaid and CHIP appropriation items (Goals B and C) to separate accounts authorized by agency rider and established by the State Comptroller for payment of certain support costs not directly attributable to a single program.
- f. **Cash Management.** Notwithstanding the above limitations, HHSC may temporarily utilize funds appropriated to Medicaid and CHIP (Goals B and C) for cash flow purposes. All funding used in this manner shall be promptly returned to the originating strategy. This authorization is subject to limitations established by the Comptroller of Public Accounts.

The Comptroller of Public Accounts shall not allow the transfer of funds authorized by any of the above subsections if the Legislative Budget Board provides notification to the Comptroller of Public Accounts that the requirements of this provision have not been satisfied.

In the case of disaster or other emergency, this provision is superseded by the emergency-related transfer authority in Article IX of this Act.

- 13. Use of Additional Medicaid Program Income.** For the purposes of this provision, Medicaid program income is defined as: 1) refunds/rebates of previously paid premiums and interest earnings generated in relationship to accounts listed below; 2) refunds/rebates received from the Medicaid claims payment contractor or other sources; and 3) managed care rebates as described below. Amounts defined as program income are to be deposited into the General Revenue Fund, Object No. 3639. The Health and Human Services Commission may receive and spend program income and interest earnings generated from fund balances with the Disbursement Account, and the STAR (Managed Care) Account, as defined in the contractual agreement with the fiscal agent and/or insurance carrier for purchased health services except for those interest earnings related to the Cash Management Improvement Act (CMIA). The commission may also receive and spend experience rebates generated in accordance with its contractual agreements with health maintenance organizations who participate in Medicaid managed care. Expenditures shall be made from credits, managed care rebates, and interest earnings received in fiscal years 2016 and 2017. The use of the credits, managed care rebates, and interest earnings is limited to funding services for Medicaid clients. Medicaid program income shall be expended as they are received as a first source, and General Revenue shall be used as a second source, to support the Medicaid program. In the event that these revenues should be greater than the amounts identified in the method of finance above as Medicaid Program Income, the commission is hereby appropriated and authorized to expend these General Revenue Funds thereby made available, subject to the following requirements:

- a. Amounts available shall be expended prior to utilization of any General Revenue available for the same purposes; and
- b. In the event General Revenue has been expended prior to the receipt of program income, the commission shall reimburse General Revenue. This process shall be completed on a monthly basis in order to prevent accumulation of program income balances.

The preceding paragraph shall be the exclusive appropriation authority for receipts from the above identified sources and none of these receipts shall be appropriated by a provision of Article IX of this Act.

- 14. Use of Additional CHIP Experience Rebates.** For the purposes of this provision, CHIP Experience Rebates are defined as: 1) refunds/rebates of previously paid CHIP premiums and related interest earnings; and 2) managed care rebates and related interest earnings as described below. Amounts defined as CHIP Experience Rebates are to be deposited into the General Revenue Fund. The Health and Human Services Commission may receive and spend experience rebates generated in accordance with its contractual agreements with managed care organizations and other providers who participate in the CHIP and CHIP Perinatal programs. Expenditures shall be made from CHIP Experience Rebates generated in fiscal years 2016 and 2017. The method of

HEALTH AND HUMAN SERVICES COMMISSION

(Continued)

financing item, Experience Rebates - CHIP, for appropriations made above, includes unexpended and unobligated balances of Experience Rebates - CHIP remaining as of August 31, 2015, and receipts earned in fiscal years 2016 and 2017.

The use of CHIP Experience Rebates is limited to health care services for CHIP clients. CHIP Experience Rebates shall be expended as they are received as a first source, and General Revenue shall be used as a second source, to support CHIP-related programs. In the event that these revenues should be greater than the amounts identified in the method of finance above as Experience Rebates - CHIP, the commission is hereby appropriated and authorized to expend these General Revenue Funds thereby made available, subject to the following requirements:

- a. Amounts available shall be expended prior to utilization of any General Revenue available for the same purposes; and
- b. In the event General Revenue has been expended prior to the receipt of CHIP Experience Rebates, the commission shall reimburse General Revenue. This process shall be completed on a monthly basis in order to prevent accumulation of CHIP Experience Rebate balances.

The preceding paragraph shall be the exclusive appropriation authority for receipts from the above identified sources and none of these receipts shall be appropriated by a provision of Article IX of this Act.

15. CHIP: Unexpended Balances and Allocation of Funds.

- a. **Unexpended Balances between Biennia.** Unexpended balances in General Revenue Funds appropriated for Goal C (CHIP) strategies to the Health and Human Services Commission (HHSC) for the fiscal year ending August 31, 2015 (estimated to be \$0) are appropriated to the agency and included above for the fiscal year beginning September 1, 2015, only upon prior written approval by the Legislative Budget Board and the Governor. These General Revenue Funds are contingent on an unexpended balance from fiscal year 2015. The amount of the appropriation is limited to the amount of the unexpended balance.
- b. **Unexpended Balances within the Biennium.** Unexpended balances in General Revenue Funds appropriated for Goal C (CHIP) strategies to HHSC for the fiscal year ending August 31, 2016 (estimated to be \$0) are appropriated to the agency for the fiscal year beginning September 1, 2016, only upon prior written approval by the Legislative Budget Board and the Governor.
- c. For authorization to expend the funds, HHSC shall submit a written request to the Legislative Budget Board and the Governor. At the same time, the agency shall provide a copy of the request to the Comptroller of Public Accounts. The request must be organized by fiscal year as follows:
 - (1) The following information shall be provided for the fiscal year with an unexpended balance:
 - (i) an explanation of the causes of the unexpended balance(s);
 - (ii) the amount of the unexpended balance(s) by strategy; and
 - (iii) the associated incremental change in service levels compared to performance targets in this Act for that fiscal year.
 - (2) The following information shall be provided for the fiscal year receiving the funds:
 - (i) an explanation of purpose for which the unexpended balance(s) will be used and whether the expenditure will be one-time or ongoing;
 - (ii) the amount of the expenditure by strategy;

HEALTH AND HUMAN SERVICES COMMISSION

(Continued)

- (iii) the incremental change in service levels compared to performance targets in this Act for that fiscal year; and
- (iv) the capital budget impact.

The request shall be considered to be approved unless the Legislative Budget Board or the Governor issues a written disapproval within 30 business days after the date the Legislative Budget Board staff concludes its review of the proposal to expend the funds and forwards its review to the Chair of the House Appropriations Committee, Chair of the Senate Finance Committee, Speaker of the House, and Lieutenant Governor. Any requests for additional information from the Legislative Budget Board shall interrupt the counting of the 30 business days.

The Comptroller of Public Accounts shall not allow the use of unexpended balances authorized by any of the above subsections if the Legislative Budget Board provides notification to the Comptroller of Public Accounts that the requirements of this provision have not been satisfied.

- d. It is the intent of the Legislature that tobacco settlement receipts appropriations made above in Goal C, CHIP Services, include \$72.8 million for fiscal year 2016 and \$62.9 million for fiscal year 2017 in tobacco settlement receipts paid to the State pursuant to the Comprehensive Tobacco Settlement and Release. In the event that the state has not received a tobacco settlements payment for fiscal year 2016 and fiscal year 2017 by September 1 of each year of the biennium, the Comptroller of Public Accounts is hereby authorized to use general revenue funds as needed for program expenditures for cash flow purposes between the beginning of the fiscal year and the receipt by the state of the tobacco settlement payment for the fiscal year. Upon receipt of the tobacco settlement payment, the General Revenue Fund shall be reimbursed with tobacco settlement receipts for all expenditures made pursuant to this provision.
- 16. Cash Basis Expenditures Authorization.** Notwithstanding any other provision of this Act, the Health and Human Services Commission may expend Medicaid appropriations in a fiscal year without regard to date of service. The authorization herein is limited to expenditures for claims payments, premiums, cost settlements and other related expenses for Medicaid client services.
 - 17. Cost Sharing - Medicaid Clients.** The Health and Human Services Commission may collect and is hereby appropriated all cost sharing revenues generated by Medicaid clients as authorized in Section 32.064 of the Human Resources Code. These revenues may include enrollment fees, deductibles, coinsurance, and portions of the managed care plan premiums.
 - 18. Supplemental Nutritional Assistance Program Funds Appropriated.** The Health and Human Services Commission is designated as the state agency to establish and operate a statewide Supplemental Nutritional Assistance Program and to accept all moneys appropriated for this purpose by the federal or state governments, by the Commissioners' Court of any county, by any political subdivisions of the state, or received from any other source as provided for herein and in Chapter 33, Human Resources Code. The Health and Human Services Commission may expend such funds for welfare purposes, including the cost of distributing foods to needy people, institutions, school lunch programs, or otherwise as provided by the laws of the United States and the rules and regulations issued pursuant thereto, for the establishment and operation of a statewide Supplemental Nutritional Assistance Program, and for the employment of essential personnel who shall be employed under a merit system basis comparable to the merit principles or standards applicable to all other personnel of the commission.
 - 19. Additional Funding Sources, Medicaid.** Notwithstanding any other provisions of this Act, if the appropriations provided for a Medicaid program are not sufficient to provide for expenditures mandated by either state or federal law, after accounting for any appropriations made to the agency operating the Medicaid program, and available for transfer to the Medicaid program, the Legislative Budget Board and the Governor may provide for and are hereby authorized to direct the transfer of sufficient amounts of funds to the Health and Human Services Commission from appropriations made elsewhere in this Act.
 - 20. Temporary Emergency Assistance for Families at Risk of Welfare Dependency.** Out of funds appropriated above in Strategy D.1.1, TANF (Cash Assistance) Grants, the Health and Human Services Commission shall provide a one-time emergency assistance payment to applicants for a TANF (Cash Assistance) grant who are likely to be employed within a short period of time,

HEALTH AND HUMAN SERVICES COMMISSION

(Continued)

without referral to the Choices program. It is the intent of the Legislature that the commission expands the use of one-time emergency payments as a cost-effective deterrent from the ongoing cash assistance grant programs.

21. High Performance Bonus for Administration of the Supplemental Nutritional Assistance Program (SNAP). High Performance Bonuses are annual incentive payments to state agencies that meet standards for high or most improved performance established by the Secretary of the U.S. Department of Agriculture. The authority to receive and expend high performance bonuses is provided in Article IX, Sec. 13.11, Definition, Appropriation, Reporting and Audit of Earned Federal Funds and is subject to the following additional conditions:

- a. A portion of these funds, in each year of the biennium, shall be used by the Health and Human Services Commission for the development and operation of a nutrition education and outreach program, or for activities that otherwise improve low-income consumers' access to basic nutrition and healthy foods.
- b. The commission shall prepare annual reports by October 1 of each year of the biennium summarizing the commission's progress in implementing the outreach program and file those reports with the standing committees of the Senate and House of Representatives having primary jurisdiction over health and human services.
- c. A portion of these funds, in each year of the biennium, shall be used by the Health and Human Services Commission to provide bonuses to position classifications whose efforts directly contributed to meeting these performance standards, or to position classifications who meet or exceed customer service performance measures developed by the commission, or whose efforts directly contributed to increasing the percentage of eligible persons who receive SNAP benefits.
 - (1) Before an employee can be eligible for a bonus, the employee must have been employed in the program for the related twelve months, remain employed in the program, and demonstrate performance that meets expectations.
 - (2) The commission has the authority to determine whether employees who have received bonuses under this provision are eligible for merit salary increases during a twelve-month period prior to or after receipt of the bonus.

22. Temporary Assistance for Needy Families (TANF) Maintenance of Effort. It is the intent of the Legislature that all General Revenue appropriated above for TANF maintenance of effort shall be expended within the appropriate fiscal year for that purpose in order to secure the TANF federal block grant for the state. Out of funds appropriated above in Strategy D.1.1, TANF (Cash Assistance) Grants, \$48,257,311 in General Revenue is appropriated for TANF maintenance of effort for fiscal year 2016, and \$48,257,311 in General Revenue is appropriated for TANF maintenance of effort for fiscal year 2017. None of the General Revenue appropriated for TANF maintenance of effort in Strategy D.1.1, TANF (Cash Assistance) Grants, may be transferred to any other item of appropriation or expended for any purpose other than the specific purpose for which the funds are appropriated. However, General Revenue appropriated for TANF maintenance of effort may be transferred to Strategy A.1.2, Integrated Eligibility and Enrollment, subject to the following limitations:

- a. Declines or shifts in TANF caseloads prevent the Health and Human Services Commission from expending all General Revenue appropriated for TANF maintenance of effort in Strategy D.1.1, TANF (Cash Assistance) Grants, within the appropriate fiscal year;
- b. The amount of TANF MOE General Revenue transferred from Strategy D.1.1, TANF Cash Assistance) Grants, shall be expended as TANF maintenance of effort within Strategy A.1.2, Integrated Eligibility and Enrollment, for TANF program operating costs, within the appropriate fiscal year; and
- c. At least 30 days prior to transferring General Revenue Funds between Strategy D.1.1, TANF (Cash Assistance) Grants, and Strategy A.1.2, Integrated Eligibility and Enrollment, the Health and Human Services Commission shall notify the Legislative Budget Board and the Governor.

HEALTH AND HUMAN SERVICES COMMISSION

(Continued)

- 23. Performance Reporting for the Prescription Drug Rebate Program.** The Health and Human Services Commission shall report on an annual basis the following information to the Legislative Budget Board, the State Auditor's Office and the Governor: the outstanding prescription drug rebate balances for the Medicaid, CHIP, Kidney Health, and Children with Special Health Care Needs programs. The report shall include rebate principal and interest outstanding, age of receivables, and annual collection rates. The reports shall specify amounts billed, dollar value of pricing and utilization adjustments, and dollars collected. The Health and Human Services Commission shall report these data on each year for which the Prescription Drug Rebate program has collected rebates and also on a cumulative basis for all years.
- 24. TANF (Cash Assistance) Grants.** Out of funds appropriated above in Strategy D.1.1, TANF (Cash Assistance) Grants, the Health and Human Services Commission shall adjust the TANF grant amount each year to ensure that the maximum monthly grant for a family of three is at least 17 percent of the federal poverty level and provide a one-time per year grant of up to \$30 for each TANF child on August 1 of each year.
- 25. Capital Purchases on Behalf of other Government Entities or Service Providers.** Any capital items purchased by the Health and Human Services Commission (HHSC) for use by local governmental entities for which the commission is reimbursed do not apply to the commission for the purpose of the capital budget rider limitations specified in Article IX, Sec. 14.03, Limitation on Expenditures - Capital Budget, of the General Provisions of this Act, nor to HHSC Rider 2, Capital Budget.
- 26. Reimbursement of Advisory Council Members.** Pursuant to Government Code §531.408, reimbursement of travel expenses for Health and Human Services Council members, out of funds appropriated above in Strategy E.1.1, Central Program Support, is hereby authorized such that the sum total of all reimbursements for members of the Council shall not exceed \$13,200 per fiscal year, at the rates specified in the general provisions of this Act.
- 27. Other Reporting Requirements.**
- a. Federal Reports. The Health and Human Services Commission shall submit the following information to the Legislative Budget Board, the Governor, and all Members of the Texas Legislature no later than the date the respective report is submitted to the federal government:
 - (1) Notification of proposed State Plan amendments or waivers for Medicaid, CHIP, TANF, and any other federal grant requiring a state plan. State Plan amendments and waiver submissions shall also be provided to the Senate Health and Human Services, House Human Services, and House Public Health committees.
 - (2) A copy of each report or petition submitted to the federal government relating to Medicaid, CHIP, and TANF.
 - b. Federal Issues. The Health and Human Services Commission shall notify the Legislative Budget Board and the Governor on a timely basis about emerging issues that could result in the loss of more than \$1 million in federal revenue assumed in the appropriations act.
 - c. Monthly Financial Reports. The Health and Human Services Commission shall submit the following information to the Legislative Budget Board and the Governor on a monthly basis:
 - (1) Information on appropriated, budgeted, expended, and projected funds and full-time-equivalents, by strategy and method of finance.
 - (2) Information on appropriated, budgeted, expended, and projected revenues, including program income, interest earnings, experience rebates, vendor drug rebates (Medicaid, CHIP and supplemental), Medicaid subrogation receipts, premium co-payments, Earned Federal Funds, cost sharing - Medicaid clients, and appropriated receipts used as match for Federal Funds.
 - (3) Narrative explanations of significant budget adjustments, ongoing budget issues, and other items as appropriate.

HEALTH AND HUMAN SERVICES COMMISSION

(Continued)

- (4) Description of specific provisions of managed care contracts and resulting increases or decreases in revenue.
 - (5) Narrative and tabular explanation of adjustments made to translate actuarial forecasts of incurred claims into budgeted/expended amounts on a cash basis for the Medicaid program.
 - (6) Any other information requested by the Legislative Budget Board or the Governor.
- d. **Additional Monthly Reports.** The Health and Human Services Commission shall provide monthly enrollment totals in all the programs for which there is a performance measure target for the commission.
 - e. **Notification.** The Health and Human Services Commission shall electronically notify the Members of the Legislature that information provided in the sections above is available on the agency's website and shall provide copies as requested.

The monthly financial reports shall be prepared in a format specified by the Legislative Budget Board.

- 28. CHIP Enrollment.** In the event that appropriations are insufficient to sustain enrollment at authorized eligibility and benefit levels in CHIP, it is the intent of the legislature that the Executive Commissioner transfer necessary funds to Goal C, CHIP Services, pursuant to the notification and approval requirements contained in other provisions, and request additional appropriation authority from the Legislative Budget Board prior to establishing a waiting list and suspending enrollment pursuant to Health and Safety Code §62.101.
- 29. Prohibition on Abortions.**
- a. It is the intent of the Legislature that no funds shall be used to pay the direct or indirect costs (including overhead, rent, phones and utilities) of abortion procedures provided by contractors of the commission.
 - b. It is also the intent of the Legislature that no funds appropriated for Medicaid Family Planning, shall be distributed to individuals or entities that perform elective abortion procedures or that contract with or provide funds to individuals or entities for the performance of elective abortion procedures.
 - c. The commission shall include in its financial audit a review of the use of appropriated funds to ensure compliance with this section.
- 30. Children's Health Insurance Program Priority.** In the event that the Health and Human Services Commission receives less CHIP Federal Funds than are anticipated above in Goal C, CHIP Services, the commission may prioritize services to recipients of the traditional CHIP program. Serving those eligible for the CHIP Perinatal program may be a secondary priority.
- 31. Family Planning.** Of funds appropriated for Medicaid Family Planning, no state funds may be used to dispense prescription drugs to minors without parental consent. An exemption shall be allowed for emancipated 16- and 17-year old parents. None of the funds appropriated above may be used to implement human sexuality instruction or family planning instruction, or to provide instructional materials for use in human sexuality instruction or family planning instruction, if the instruction or instructional materials are provided or prepared by an individual or entity that performs elective abortions or an affiliate of an individual or entity that performs elective abortions.
- 32. Unexpended Balance Authority for Eligibility Determination Services.** Unexpended balances in General Revenue Funds appropriated in Strategy A.1.2, Integrated Eligibility and Enrollment, for the fiscal year ending August 31, 2016, are appropriated to the agency for the following fiscal year only upon prior written approval by the Legislative Budget Board and the Governor.

For authorization to expend the funds, an agency shall submit a written request to the Legislative Budget Board and the Governor. At the same time, the agency shall provide a copy of the request to the Comptroller of Public Accounts. The request must be organized by fiscal year as follows:

HEALTH AND HUMAN SERVICES COMMISSION
(Continued)

- a. The following information shall be provided for the fiscal year with an unexpended balance:
- (1) an explanation of the causes of the unexpended balance(s);
 - (2) the amount of the unexpended balance(s) by strategy; and
 - (3) the associated incremental change in service levels compared to performance targets in this Act for that fiscal year.
- b. The following information shall be provided for the fiscal year receiving the funds:
- (1) an explanation of purpose for which the unexpended balance(s) will be used and whether the expenditure will be one-time or ongoing;
 - (2) the amount of the expenditure by strategy;
 - (3) the incremental change in service levels compared to performance targets in this Act for that fiscal year; and
 - (4) the capital budget impact.

The request shall be considered to be approved unless the Legislative Budget Board or the Governor issues a written disapproval within 30 business days after the date the Legislative Budget Board staff concludes its review of the proposal to expend the funds and forwards its review to the Chair of the House Appropriations Committee, Chair of the Senate Finance Committee, Speaker of the House, and Lieutenant Governor. Any requests for additional information from the Legislative Budget Board shall interrupt the counting of the 30 business days.

The Comptroller of Public Accounts shall not allow the use of unexpended balances authorized by any of the above subsections if the Legislative Budget Board provides notification to the Comptroller of Public Accounts that the requirements of this provision have not been satisfied.

- 33. Limited Medicaid Coverage for Clients with Medicare Part D Benefit for Certain Excluded Medicare Part D Drug Categories.** It is the intent of the Legislature that from funds appropriated above in Strategy B.2.2, Medicaid Prescription Drugs, the Health and Human Services Commission shall continue to provide Medicaid coverage for dual eligible clients. The Health and Human Services Commission shall recoup funds for these expenditures from Part D drug plans that are determined to be responsible for the dual eligible clients' drug costs. It is also the intent of the Legislature that from funds appropriated above in Strategy B.2.2, Medicaid Prescription Drugs, the Health and Human Services Commission shall continue to provide Medicaid coverage for certain categories of drugs not covered under the federal Medicare Part D program, under Section 1935(d)(2) of the Social Security Act, for full dual eligible clients. This coverage is limited to only those categories of excluded Medicare Part D drugs that continue to be eligible for federal Medicaid matching funds and that are currently covered under the Medicaid Vendor Drug Program (e.g., certain prescribed over-the-counter medications, smoking cessation medications and vitamins).
- 34. Medical Treatments.** The Health and Human Services Commission may distribute funds for medical, dental, psychological or surgical treatment provided to a minor only if consent to treatment is obtained pursuant to Chapter 32 of the Texas Family Code. In the event that compliance with this rider would result in the loss of Federal Funds to the state, the department may modify, or suspend this rider to the extent necessary to prevent such loss of funds, provided that 45-day prior notification is provided to the Governor and the Legislative Budget Board.
- 35. Hospital Uncompensated Care.** No funds appropriated under this Article for medical assistance payments may be paid to a hospital if the Health and Human Services Commission determines that the hospital has not complied with the commission's reporting requirements. The commission shall ensure that the reporting of uncompensated care (defined to include bad debt, charity care and unreimbursed care) by Texas hospitals is consistent for all hospitals and subjected to a standard set of adjustments that account for payments to hospitals that are intended to reimburse uncompensated care. These adjustments are to be made in such a way that a reliable determination of the actual cost of uncompensated care in Texas is produced.

HEALTH AND HUMAN SERVICES COMMISSION (Continued)

The commission shall conduct an appropriate number of audits to assure the accurate reporting of the cost of uncompensated hospital care.

The commission shall submit a biennial report on uncompensated care costs, which considers the impact of patient specific and lump sum funding as offsets to uncompensated costs, to the Governor and Legislative Budget Board no later than December 1, 2016. The commission may report by hospital type.

The commission shall also review the impact of health care reform efforts on the funding streams that reimburse uncompensated care, assess the need for those funding streams in future biennia, and consider which funds might be redirected to provide direct health coverage.

36. Hospital Reimbursement. Contingent upon federal approval, and to the extent allowed by law, no funds appropriated under this Article for the payment of inpatient hospital fees and charges under the medical assistance program may be expended, except under a prospective payment methodology for all Medicaid inpatient claims, excluding state-owned teaching hospital Medicaid inpatient claims, that employs sound cost reimbursement principles and:

- a. enhances the Health and Human Services Commission's ability to be a prudent purchaser of health care;
- b. reflects costs that are allowable, reasonable and medically necessary to deliver health care services to the state's Medicaid population;
- c. reduces the variability in the Medicaid reimbursement rates paid to hospitals for treating patients with the same diagnoses;
- d. promotes and rewards increased efficiency in the operation of hospitals;
- e. emphasizes and rewards quality of outcomes and improves the treatment of Medicaid patients through pay-for-performance principles;
- f. recognizes, through add-on payments or other methods, the unique needs of individual hospitals, including rural hospitals.

37. Staffing and Capital Authorization in Lieu of Contracted Responsibilities. Notwithstanding the provisions in Article IX, Section 6.10, Limitation on State Employment Levels, if the executive commissioner of the Health and Human Services Commission (HHSC) determines that a service performed under a contract as of the effective date of this Act would be more effectively performed by state personnel, the executive commissioner may adjust the agency's full-time equivalent (FTE) and/or capital authority limitation to the extent necessary to ensure the successful assumption of such contracted duties and to comply with federal performance standards.

Authority granted by this provision is contingent upon a written notification from HHSC to the Legislative Budget Board and the Governor at least 30 days prior to adjusting budgeted FTE levels and/or acquiring capital equipment that includes the following information:

- a. a detailed explanation of the adjustments to the affected contract and the reason(s) for the adjustment;
- b. the estimated reduction in spending in All Funds on the contract by fiscal year;
- c. the increase in both the annual average and end-of-year FTEs by fiscal year;
- d. the estimated increase in expenditures by object of expense and method of financing for each fiscal year; and
- e. the estimated increase in capital expenditures by method of financing by fiscal year for each increased or new project.

HEALTH AND HUMAN SERVICES COMMISSION
(Continued)

The Comptroller of Public Accounts shall not allow the adjustment of FTE or capital authority limitations authorized by this provision if the Legislative Budget Board provides notification to the Comptroller of Public Accounts that the requirements of this provision have not been satisfied.

- 38. Graduate Medical Education.** The Health and Human Services Commission may expend Appropriated Receipts - Match for Medicaid and matching Medicaid Federal Funds out of Strategy B.2.1, Non-Full Benefit Payments, for Graduate Medical Education payments to state-owned teaching hospitals, contingent upon receipt of allowable funds from state-owned teaching hospitals to be used as the non-federal share for Medicaid Graduate Medical Education. Appropriated Receipts - Match for Medicaid shall be the only source of funds used for the non-federal share for Medicaid Graduate Medical Education, and the Health and Human Services Commission shall develop a payment methodology for Medicaid Graduate Medical Education payments to state-owned teaching hospitals.
- 39. FTE Authority during Federally-Declared Disasters.** In the event the Health and Human Services Commission determines a need for additional staff related to providing services for federally-declared disasters, the commission may increase the number of FTEs, and adjust the agency limitation on FTEs, for this purpose, contingent upon notification to the Legislative Budget Board and the Governor within 30 days of the intent to hire additional staff and quantify the staffing level. Only Federal Funds may be used to pay salaries and benefits for the FTEs hired for this purpose.
- 40. Local Reporting on DSH, Uncompensated Care, Delivery System Reform Incentive Payment, and Indigent Care Expenditures.** Out of funds appropriated above, and as the state Medicaid operating agency, the Health and Human Services Commission shall develop a report that non-state public hospitals, private hospitals, hospital districts, physicians and private administrators shall use to describe any expenditures they make through the Disproportionate Share Hospital (DSH) program, the Uncompensated Care (UC) Pool, the Delivery System Reform Incentive Payment (DSRIP) Pool, and the Indigent Care program. The commission shall determine the format of the report, which must include expenditures by method of finance per year. In addition, the commission annually shall require contracted hospital providers to report payments to entities who provide consultative services regarding revenue maximization under the medical assistance program and any other governmentally funded program, including UC, DSRIP, and DSH. Information included in the reports of payments to entities providing consultative services from contracted hospitals shall include:
- a. the total amount of aggregated payments to all such entities by county;
 - b. the purpose of the payment(s);
 - c. the source of the payment(s);
 - d. the program for which consultative services were provided; and
 - e. any other information the commission believes pertinent.
- 41. Texas Women's Health Program: Savings and Performance Reporting.** It is the intent of the Legislature that the Health and Human Services Commission submit a bi-annual report to the Legislative Budget Board and the Governor that includes the following information:
- a. enrollment levels of targeted low-income women and service utilization by geographic region, delivery system, and age;
 - b. savings or expenditures in the Medicaid program that are attributable to enrollment levels as reported in section (a);
 - c. descriptions of all outreach activities undertaken for the reporting period;
 - d. the total number of providers enrolled in the Texas Women's Health Program network, not to include duplications of providers or ancillary providers; and
 - e. the average and median numbers of program clients per provider.

HEALTH AND HUMAN SERVICES COMMISSION

(Continued)

It is the intent of the Legislature that if the findings of the report show a reduction in women enrolled or of service utilization of greater than 10 percent relative to calendar year 2011, the agency shall, within existing resources, undertake corrective measures to expand provider capacity and/or client outreach and enrollment efforts.

42. Use of PARIS Data and Appropriation of Savings to the Texas Veterans Commission

Realized from the Use of PARIS Data. Out of funds appropriated above in Goal B, Medicaid, the Health and Human Service Commission shall:

- a. Submit information quarterly to the U.S. Health and Human Services Department's Administration for Children and Families for participation in the federal Public Assistance Reporting Information System's (PARIS) Veterans and Federal Files information exchange. The Health and Human Services Commission Office of the Inspector General shall submit the necessary state data from all state health and human services programs that may serve veterans to receive results from the federal PARIS system and shall forward the necessary information received from the PARIS system to the appropriate state agencies for follow up and further investigation.
- b. Transfer \$50,000 of General Revenue Funds in fiscal year 2016 and \$50,000 in fiscal year 2017 to the Texas Veterans Commission to partially fund 2.0 full-time equivalents who will work as veteran benefit counselors to investigate and analyze the information/data received from the federal Public Assistance Reporting Information System (PARIS). The PARIS information will be used by the Texas Veterans Commission to assist and facilitate claims for veterans receiving Medicaid or other state public benefits for which veterans are entitled from the Department of Veterans Affairs.
- c. Ten percent of the General Revenue savings during fiscal year 2016 that was the result of pursuing information from the Public Assistance Reporting Information System (PARIS) as calculated by the Health and Human Services Commission (HHSC) according to procedures or rules for making the calculations adopted by HHSC shall be credited by the Comptroller to the Texas Veterans Commission Veterans' Assistance Fund Account No. 368 from which expenditures were originally made and such funds are hereby appropriated to the Texas Veterans Commission in fiscal year 2017.

43. Unexpended Balances: Social Services Block Grant Funds. As single state agency for the Social Services Block Grant, the Health and Human Services Commission shall coordinate with other agencies appropriated Social Services Block Grant and shall report to the Legislative Budget Board and the Governor by October 15 of each fiscal year of the 2016-17 biennium the actual amount of federal Social Services Block Grant funds expended and the actual amount of unexpended and unobligated balances.

Additional information requested by the Legislative Budget Board or the Governor should be provided in a timely manner. The notification and information provided shall be prepared in a format specified by the Legislative Budget Board.

- 44. Medicaid Substance Abuse Treatment.** Out of funds appropriated above in Goal B, Medicaid, the Health and Human Services Commission shall evaluate the impact on overall Medicaid spending and client outcomes of substance use disorder treatment services provided under Medicaid to persons who are at least 21 years of age. The commission shall develop a methodology for the evaluation of those treatment services, improve and analyze data necessary to complete the evaluation, submit a progress report that includes the evaluation methodology to the Legislative Budget Board and the Office of the Governor by December 1, 2015, and submit a report on the evaluation findings if complete, or another status report if the evaluation is incomplete, to the Legislative Budget Board and the Office of the Governor by December 1, 2016.
- 45. Medication Therapy Management.** Out of funds appropriated above to the Health and Human Services Commission in Strategy B.2.2, Medicaid Prescription Drugs, the commission shall use existing resources to determine the effectiveness of the medication therapy management pilot program in reducing adverse drug events and related medical costs for high-risk Medicaid clients, including those receiving treatment for asthma and COPD, and submit a report to the Governor and the Legislative Budget Board by December 1, 2016.

HEALTH AND HUMAN SERVICES COMMISSION

(Continued)

- 46. Quality-Based Payment and Delivery Reforms in the Medicaid and Children's Health Insurance Programs.** Out of funds appropriated to the Health and Human Services Commission (HHSC) in Goal B, Medicaid, and Goal C, Children's Health Insurance Program, HHSC may implement the following quality-based reforms in the Medicaid and CHIP programs:
- a. develop quality-based outcome and process measures that promote the provision of efficient, quality health care and that can be used to implement quality-based payments for acute and long-term care services across delivery models and payment systems;
 - b. implement quality-based payment systems for compensating a health care provider or facility participating in the Medicaid and CHIP programs;
 - c. implement quality-based payment initiatives to reduce potentially preventable readmissions and potentially preventable complications; and
 - d. implement a bundled payment initiative in the Medicaid program, including a shared savings component for providers that meet quality-based outcomes. The executive commissioner may select high-cost and/or high-volume services to bundle and may consider the experiences of other payers and other state of Texas programs that purchase healthcare services in making the selection.
 - e. Under the Health and Human Services Commission's authority in 1 T.A.C. Sec. 355.307(c), the commission may implement a Special Reimbursement Class for long term care commonly referred to as "small house facilities." Such a class may include a rate reimbursement model that is cost neutral and that adequately addresses the cost differences that exist in a nursing facility constructed and operated as a small house facility, as well as the potential for off-setting cost savings through decreased utilization of higher cost institutional and ancillary services. The payment increment may be based upon a provider incentive payment rate.

Required Reporting: The commission shall provide annual reports to the Governor's Office of Budget, Planning, and Policy and Legislative Budget Board on December 1, 2015 and December 1, 2016 that include (1) the quality-based outcome and process measures developed; (2) the progress of the implementation of quality-based payment systems and other related initiatives; (3) outcome and process measures by health service region; and (4) cost-effectiveness of quality-based payment systems and other related initiatives.

- 47. Texas Office for the Prevention of Developmental Disabilities.** Out of General Revenue Funds appropriated above in Strategy A.1.1, Enterprise Oversight and Policy, the Health and Human Services Commission shall expend an amount not to exceed \$200,000 each fiscal year for salaries, travel expenses, and other costs in order to support the Office for Prevention of Developmental Disabilities. Grants and donations for the Texas Office for Prevention of Developmental Disabilities received through the authority provided by Article IX, Sec. 8.01, Acceptance of Gifts of Money, are not subject to this limit and shall be expended as they are received as a first source, and General Revenue shall be used as a second source to support the office.
- 48. Supplemental Payments.** It is the intent of the Legislature that when the Health and Human Services Commission calculates supplemental payments, data be collected to provide transparency regarding claims associated with the supplemental payment program. An independent audit of the program, including a review of regional affiliations, uncompensated care claims for both uninsured and insured individuals, and contractual agreements, and a report with findings should be completed and distributed annually on March 1 to the Governor, the Lieutenant Governor, the Speaker of the House of Representatives, the Senate Finance Committee members, the House Appropriations Committee members, and the Legislative Budget Board.
- 49. Prevent Eligibility Determination Fraud.** It is the intent of the Legislature that to prevent fraud and to maximize efficiencies, the Health and Human Services Commission shall use technology to identify the risk for fraud associated with applications for benefits. Within the parameters of state and federal law, the commission shall set appropriate verification and documentation requirements based on the application's risk to ensure agency resources are targeted to maximize fraud reduction and case accuracy.

HEALTH AND HUMAN SERVICES COMMISSION
(Continued)

50. Medicaid Funding Reduction and Cost Containment.

- a. Included in appropriations above in Goal B, Medicaid, is a reduction of \$186,500,000 in General Revenue Funds and \$249,349,498 in Federal Funds in fiscal year 2016 and \$186,500,000 in General Revenue Funds and \$247,220,930 in Federal Funds in fiscal year 2017, a biennial total of \$373,000,000 in General Revenue Funds and \$496,570,428 in Federal Funds. The Health and Human Services Commission (HHSC) is authorized to transfer these reductions between fiscal years and to allocate these reductions among health and human services agencies as listed in Article II of this Act, pursuant to the requirement to submit a plan included in Subsection (d) of this rider.
- b. This reduction shall be achieved through the implementation of the plan described under subsection (d) which may include any or all of the following initiatives:
 - (1) Continue strengthening and expanding prior authorization and utilization reviews,
 - (2) Incentivize appropriate neonatal intensive care unit utilization and coding,
 - (3) Fully implement dually eligible Medicare/Medicaid integrated care model and long-term services and supports quality payment initiative,
 - (4) Maximize co-payments in Medicaid programs,
 - (5) Increase fraud, waste, and abuse prevention and detection,
 - (6) Explore changes to premium structure for managed care organizations and contracting tools to reduce costs and increase efficiency,
 - (7) Renegotiate more efficient contracts, including reducing the administrative contract profit margin and establish rebate provisions where possible,
 - (8) Develop a dynamic premium development process for managed care organizations that has an ongoing methodology for reducing inappropriate utilization, improving outcomes, reducing unnecessary spending, and increasing efficiency,
 - (9) Implement fee-for-service payment changes and managed care premium adjustments that incentivize the most appropriate and effective use of services,
 - (10) Improve birth outcomes, including improving access to information and payment reform,
 - (11) Increase efficiencies in the vendor drug program,
 - (12) Increase third party recoupments,
 - (13) Create a pilot program on motor vehicle subrogation,
 - (14) Assess options to reduce costs for retroactive Medicaid claims,
 - (15) Review the cost effectiveness of including children with disabilities in dental managed care,
 - (16) Review and determine the benefits of providing the managed care-organizations with the ability to create a pharmacy lock-in program, and
 - (17) Implement additional initiatives identified by HHSC.
- c. HHSC shall reform reimbursement methodology to be in line with industry standards, policies, and utilization for acute care therapy services (including physical, occupational, and speech therapies) while considering stakeholder input and access to care. Out of the amount in subsection (a), in each fiscal year at least \$50,000,000 in General Revenue Funds savings should be achieved through rate reductions and \$25,000,000 in General Revenue Funds

HEALTH AND HUMAN SERVICES COMMISSION
(Continued)

savings may be achieved through various medical policy initiatives listed in items (1)-(10), below. If \$25,000,000 in savings is not achieved through various medical policy initiatives in fiscal year 2016, the amount of unrealized savings (the difference between \$25,000,000 in General Revenue Funds and savings actually achieved in fiscal year 2016) should be achieved through additional rate reductions in fiscal year 2017 while continuing any initiatives implemented in fiscal year 2016 that have been found to produce savings. HHSC may achieve savings through various medical policy initiatives, taking into consideration the following:

- (1) Clarifying policy language regarding co-therapy definition, documentation, and billing requirements,
 - (2) Clarifying who can participate in therapy sessions in policy that interns, aides, students, orderlies and technicians can participate in therapy sessions when they are directly and appropriately supervised according to provider licensure requirements, but they are not eligible to enroll as providers and bill Texas Medicaid for services,
 - (3) Consolidate Traditional, Comprehensive Care Program and Home Health Agency therapy policies into one policy,
 - (4) Require a primary care or treating physician to initiate a signed order or referral prior to an initial therapy evaluation. The initial evaluation may require prior authorization and the signed order or referral must be dated prior to the evaluation,
 - (5) Require a primary care or treating physician to order the therapy services based on the outcomes of the evaluation,
 - (6) Clarify medical necessity for therapy services to ensure prior authorization staff who are reviewing requests are using guidelines based on the nationally recognized standards of care,
 - (7) Require licensed Medicaid enrolled therapists to document and support decisions for continued therapy based on professional assessment of a client's progress relative to their individual treatment plan and in concert with the client's primary care physician and the individual and/or family,
 - (8) Ensure appropriate duration of services by aligning authorization periods with national standards,
 - (9) Streamline prior authorization processes, and
 - (10) Implement policies that ensure services are provided in the most cost-efficient and medically appropriate setting, and implementation of other medical or billing policy changes.
- d. HHSC shall develop a plan to allocate the reductions required by Subsection (a) of this rider by taking actions such as those suggested under Subsection (b) and (c) of this rider to the budgets of the health and human services agencies as listed in Chapter 531, Government Code. The plan shall include reduction amounts by strategy and fiscal year and shall be submitted in writing before December 1, 2015 to the Legislative Budget Board, the Governor, and the Comptroller of Public Accounts.

51. Improve Efficiencies in Benefit Applications. Out of funds appropriated above, in order to improve efficiencies, the Health and Human Services Commission shall promote online submissions of applications for benefits administered by the agency. HHSC shall develop standards and technical requirements to allow organizations to electronically submit applications. It is the intent of the Legislature that HHSC only expend funds or utilize agency resources to partner with entities whose role in submitting benefit applications has been statutorily established, or with entities that provide in-person assistance using the agency's website for clients.

52. Dental and Orthodontia Providers in the Texas Medicaid Program. It is the intent of the Legislature that the Health and Human Services Commission (HHSC) use funds appropriated above in Strategy G.1.1, Office of Inspector General, to strengthen the capacity of the HHSC Inspector General to detect, investigate, and prosecute abuse by dentists and orthodontists who

HEALTH AND HUMAN SERVICES COMMISSION
(Continued)

participate in the Texas Medicaid program. Further, it is the intent of the Legislature that HHSC conduct more extensive reviews of medical necessity for orthodontia services in the Medicaid program.

- 53. Medicaid In-Office Diagnostic Ancillary Services.** Out of funds appropriated above in Goal B, Medicaid, the Health and Human Services Commission shall collect data necessary to allow the agency to quantify the amount of in-office diagnostic ancillary services provided to clients in the Texas Medicaid fee-for-service and managed care programs and routinely analyze this data. The agency shall review methodologies used by the federal government and national researchers to estimate the amount of in-office diagnostic ancillary services provided to Medicare clients and adopt a similar methodology for quantifying the amount of these services provided to Texas Medicaid clients. The agency shall submit a report on in-office diagnostic ancillary service use in the Texas Medicaid program, including strategies implemented by the agency to reduce unnecessary diagnostic ancillary services, to the Legislative Budget Board and the Governor by December 1, 2016.
- 54. CHIP Premium Co-Pays.** For purposes of this provision, CHIP Premium Co-Payments are defined as premium co-payments made on behalf of children enrolled in the Children's Health Program. Amounts defined as premium co-payments for CHIP children are deposited into the General Revenue Fund under revenue object code 3643. The Health and Human Services Commission may receive and expend CHIP Premium Co-Payment revenues. In the event that these revenues should exceed the amounts identified in the method of finance above as CHIP Premium Co-Payments, the commission is hereby appropriated and authorized to expend these General Revenue Funds thereby made available, subject to the following requirements:
- a. Amounts available shall be expended prior to utilization of any General Revenue available for the same purposes; and
 - b. In the event General Revenue has been expended prior to the receipt of CHIP Premium Co-Payments, the commission shall reimburse General Revenue. This process shall be completed on a monthly basis in order to prevent accumulation of program income balances.

This rider shall be the exclusive appropriation authority for receipts from the above identified sources and none of these receipts shall be appropriated by a provision of Article IX of this Act.

- 55. Federal Provider Enrollment and Screening Fee.** For the purpose of this provision, Provider Screening and Enrollment Fees are defined as payments from medical providers and suppliers required by the U.S. Centers for Medicare and Medicaid Services as a condition for enrolling as a provider in the Medicaid and CHIP programs but collected and received by the Health and Human Services Commission. The method of finance Appropriated Receipts-Match for Medicaid, for appropriations made above, includes unexpended and unobligated balances of Provider Enrollment and Screening Fees remaining as of August 31, 2015, and receipts collected in fiscal years 2016 and 2017.

The Provider Screening and Enrollment Fees may be expended only as authorized by federal law. In the event that these revenues should be greater than the amounts identified in the method of finance above as Appropriated Receipts-Match for Medicaid, the commission is hereby appropriated and authorized to expend these receipts thereby made available, subject to the following requirements:

- a. Amounts available shall be expended prior to utilization of any other appropriated funds required to support provider enrollment;
- b. Amounts collected shall also be used to fund applicable employee benefits pursuant to Article IX provisions elsewhere in this Act; and
- c. Any unused fee balances shall be disbursed to the federal government, as required by federal law.

This rider shall be the exclusive appropriation authority for receipts from the above identified sources, and none of these receipts shall be appropriated by a provision of Article IX of this Act.

HEALTH AND HUMAN SERVICES COMMISSION
(Continued)

- 56. Contract Management and Oversight.** Out of funds appropriated above in A.1.1, Enterprise Oversight and Policy, the Health and Human Services Commission shall conduct a thorough review of the agency's contract management and oversight function for Medicaid and CHIP managed care and fee-for-service contracts in order to make recommendations to improve the state's ability to identify anomalies in service utilization and their underlying cause. The review may be conducted by agency personnel or by an independent contractor (including under contract with the State Auditor's Office), but should be performed by reviewers who are not a part of agency contract administration or the Office of Inspector General. The review should consider the effectiveness and frequency of audits, the appropriateness of existing contract requirements including penalties, the availability of necessary data, the need for additional training and resources, and the adequacy of current prior authorization and utilization review functions. The agency shall report its findings and recommendations to the Legislature no later than September 1, 2016.
- 57. Texas Home Visiting Program and Nurse Family Partnership Program.** Included in appropriations above to the Health and Human Services Commission in Strategy A.1.1, Enterprise Oversight and Policy, is:
- a. \$3,955,272 in General Revenue Funds and \$17,442,961 in Federal Funds in fiscal year 2016 and \$3,966,555 in General Revenue Funds and \$18,557,960 in Federal Funds in fiscal year 2017 for the Texas Home Visiting Program, and
 - b. \$5,624,999 in General Revenue Funds and \$5,946,607 in TANF Federal Funds in fiscal year 2016 and \$5,624,999 in General Revenue Funds and \$5,946,607 in TANF Federal Funds in fiscal year 2017 for the Nurse Family Partnership Program.
- 58. Payments to Health Centers for the Texas Women's Health Program.** It is the intent of the Legislature that the Health and Human Services Commission shall, to the extent allowable by federal law, reimburse Federally Qualified Health Centers for family planning services under the Texas Health and Human Services Commission, Strategy D.2.3, Women's Health Services, funding for the Texas Women's Health Program, using a prospective payment system at a per visit rate, not to exceed three payments during a calendar year.
- 59. Umbilical Cord Blood Bank Funding.** Included in appropriations above in Strategy A.1.1, Enterprise Oversight and Policy, is \$1,000,000 in General Revenue Funds in fiscal year 2016 and \$1,000,000 in General Revenue Funds in fiscal year 2017 for the purpose of entering into a contract with a public cord blood bank in Texas for gathering from live births umbilical cord blood and retaining the blood at an unrelated cord blood bank for the primary purpose of making umbilical cord blood available for transplantation purpose. The contracting blood bank must be accredited by the American Association of Blood Banks and the International Organization for Standardization.
- 60. FQHC Affiliate Agreements.** To the extent allowable by law, no funds appropriated under this Act may be expended to reimburse the costs of a federally qualified health center (FQHC) for services performed or provided by a provider or group of providers pursuant to an affiliation agreement executed between the FQHC and provider unless the Health and Human Services Commission determines the reimbursement complies with criteria promulgated by the Secretary of Health and Human Services, the Centers for Medicare and Medicaid Services, or administrative rules adopted by the commission.
- 61. Federal Funding for Health Related Institutions.** It is the intent of the Legislature that the Health and Human Services Commission maximize federal funding for Health Related Institutions should they transfer 2016-17 funds to the commission for such purposes.
- 62. FQHC Reimbursement in Managed Care.** To the extent allowable by law, in developing the premium rates for Medicaid and CHIP Managed Care Organizations (MCOs), the Health and Human Services Commission shall include provisions for payment of the FQHC Prospective Payment System (PPS) rate and establish contractual requirements that require MCOs to reimburse FQHCs at the PPS rate.

HEALTH AND HUMAN SERVICES COMMISSION

(Continued)

- 63. Receipt of Transfers for Participation in the Healthcare Transformation and Quality Improvement Program.** The Health and Human Services Commission may receive in Strategy B.2.6, Transformation Payments, intergovernmental transfers of funds from institutions of higher education as the non-federal share of uncompensated care or delivery system reform incentive payments or monitoring costs under the Healthcare Transformation and Quality Improvement Program 1115 Waiver.
- 64. The Center for Elimination of Disproportionality and Disparities.** Out of funds appropriated above in Strategy A.2.1, Consolidated System Support, it is the intent of the Legislature that the Center for Elimination of Disproportionality and Disparities (CEDD) shall advise each health and human services agency within Texas Health and Human Services on the implementation of cultural competency training and develop partnerships with community groups and agencies to support the delivery of cultural competency services to children and families. The CEDD shall only contract with entities that have been screened, reviewed, and approved by the executive commissioner of the Health and Human Services Commission. The CEDD and the HHS Statewide Coalition on Addressing Disproportionality and Disparities shall also develop and recommend to the executive commissioner policies and programs for addressing disproportionality and disparities within Texas Health and Human Services agencies, and support collaborative efforts in education, juvenile justice, child welfare, health and mental health systems to implement and evaluate equitable policies and practices statewide. The CEDD and Texas Health and Human Services agencies shall report on the status of these efforts to the Lieutenant Governor, Speaker of the House of Representatives, and the Legislature by December 1, 2016.
- 65. Texas Medicaid and Texas Diabetes Council.** It is the intent of the Legislature that out of funds appropriated above in Strategy A.1.1, Enterprise Oversight and Policy, the Texas Medicaid Program and the Health and Human Services Commission consider advisory information from the Texas Diabetes Council when implementing a new program or initiative that could impact Medicaid patients diagnosed with diabetes or their access to care.
- 66. Network Access Improvement Program Report.** The Health and Human Services Commission (HHSC) shall submit a report each time a new round of Network Access Improvement Program (NAIP) proposals are approved, which includes a list of participating public health related institutions (HRI), public hospitals, and managed care organization (MCO) partnerships, the anticipated amount paid to each MCO by HHSC and the anticipated amount paid to each HRI and public hospital by an MCO, and a summary of each partnership (including program methodology, targeted goals and performance metrics, and the payment structure). Each report shall be submitted to the Governor and the Legislative Budget Board 45 days prior to contract effective date.
- 67. Report on Pay for Quality Measures.** Out of funds appropriated above to the Health and Human Services Commission, the agency shall evaluate how Texas Medicaid providers and managed care organizations use existing pay for quality measures to improve health care delivery and whether these initiatives result in a higher quality of care and improved health outcomes. The Commission shall report findings to the Governor, the Legislative Budget Board, and the appropriate standing committees of the Legislature by December 1, 2016 and include in the report efforts undertaken to make the current pay for quality measures more effective, and how it will use those findings if it expands the use of pay for quality measures into outpatient settings.
- 68. Mental Health for Veterans Grant Program.** Out of funds appropriated above in Strategy A.1.1, Enterprise Oversight and Policy, the Health and Human Services Commission (HHSC) shall allocate \$10,000,000 in each fiscal year of the 2016-17 biennium in General Revenue to implement a grant program to provide mental health services for veterans. HHSC shall submit a report on the effectiveness of the grants, the number of grants awarded, and the number of veterans served to the Legislative Budget Board and the Governor by December 1, 2016.
- 69. Sunset Contingency.**⁵ Pursuant to Government Code Chapter 325, the Health and Human Services Commission was the subject of review by the Sunset Advisory Commission and a report pertaining to the Health and Human Services Commission was delivered to the Eighty-fourth Legislature. Government Code 325.015 provides that the legislature may by law continue the Health and Human Services Commission for up to 12 years, if such a law is passed before the sunset date for the Health and Human Services Commission.

HEALTH AND HUMAN SERVICES COMMISSION
(Continued)

- a. Funds appropriated above are contingent on such action continuing the Health and Human Services Commission by the Eighty-fourth Legislature.
- b. In the event that the legislature does not choose to continue the agency, the funds appropriated for fiscal year 2016, or as much thereof as may be necessary, are to be used to provide for the phase out of agency operations or to address the disposition of agency programs and operations as provided by the legislation.

70. Contingency for Child Advocacy Center and Court Appointed Special Advocate Grants.³ Contingent on the enactment of legislation by the Eighty-fourth Legislature, designating the Health and Human Services Commission to enter into administrative contracts between the state and the Court Appointed Special Advocates and the Children's Advocacy Centers pursuant to Family Code, §264.603 and Family Code, §264.409, amounts in Strategy D.2.4, Child Advocacy Programs are appropriated as identified in this rider for each year of the 2016-17 biennium.

Funds appropriated above in Strategy D.2.4, Child Advocacy Programs, shall be spent as follows:

Programs:

	FY 2016	FY 2017
(A) Court Appointed Special Advocates	\$ 13,013,000	\$ 12,936,000
(B) Children's Advocacy Centers	13,349,003	13,349,003
Total	\$ 26,362,003	\$ 26,285,003

Method of Financing:

General Revenue	\$ 16,108,160	\$ 16,031,160
General Revenue - Dedicated		
Compensation to Victims of Crime Fund No. 0469	\$ 10,229,843	\$ 10,229,843
License Plate Trust Fund Account No. 0802	\$ 24,000	\$ 24,000
Total, Method of Financing	\$ 26,362,003	\$ 26,285,003

Notwithstanding Article IX, Section 14.01, Appropriations Transfers, Rider 12, Transfers: Authorities and Limitations, and Article II Special Provisions Section 10 of this Act, the Health and Human Services Commission may not transfer amounts appropriated in Strategy D.2.4, Child Advocacy Programs, to any other strategy nor use those appropriations for any other purpose.

It is the intent of the Legislature that amounts appropriated above in Strategy D.2.4, Child Advocacy Programs, to the Health and Human Services Commission provide funding identified by this rider to Child Advocacy Centers and Court Appointed Special Advocates to ensure a continuity of services without disruption.

Within 100 days after the close of each fiscal year, the Health and Human Services Commission shall submit a report detailing the expenditures of funds appropriated in Strategy D.2.4, Child Advocacy Programs. The report shall include information demonstrating continuity of service from the previous fiscal year, the amount of grants awarded in each of the categories listed above, the amount of expenditures for administration, the amount of expenditures from Compensation to Victims of Crime Fund No. 0469, and oversight activities conducted relating to the child advocacy programs. The report shall be submitted to the Legislative Budget Board, the Governor, the Senate Finance Committee, and the House Appropriations Committee.

Should legislation described by this rider fail to pass or be enacted, amounts in Strategy D.2.4, Child Advocacy Programs, identified in this rider are appropriated to the Office of the Attorney General for the same purposes, in amounts and by methods of finance as identified by this rider.

71. Contingency Appropriation of CASA License Plate Receipts.³ Contingent on the enactment of legislation by the Eighty-fourth Legislature, designating the Health and Human Services Commission to receive revenue from the sale of Volunteer Advocate license plates, included in amounts appropriated above in Strategy D.2.4, Child Advocacy Programs, is all license plate

HEALTH AND HUMAN SERVICES COMMISSION
(Continued)

revenue collected on or after September 1, 2015 (estimated to be \$24,000 each fiscal year of the 2016-17 biennium), as provided by the Transportation Code Section 504.611 and deposited to the credit of the License Plate Trust Fund Account No. 0802.

Any unexpended balances remaining as of August 31, 2016, in the appropriation made herein are appropriated for the fiscal year beginning September 1, 2016.

- 72. Contingency for Behavioral Health Funds.** Notwithstanding appropriation authority granted above, the Comptroller of Public Accounts shall not allow the expenditure of General Revenue-Related behavioral health funds for the Health and Human Services Commission in Strategy A.1.1, Enterprise Oversight and Policy, Strategy A.2.1, Consolidated System Support, Strategy C.1.1, CHIP, and Strategy D.2.4, Child Advocacy Programs, in fiscal year 2017, as identified in Art. IX, Sec. 10.04, Statewide Behavioral Health Strategic Plan and Coordinated Expenditures, if the Legislative Budget Board provides notification to the Comptroller of Public Accounts that the agency's planned expenditure of those funds in fiscal year 2017 does not satisfy the requirements of Art. IX, Sec. 10.04, Statewide Behavioral Health Strategic Plan and Coordinated Expenditures.
- 73. Enterprise Data Warehouse.** Out of funds appropriated above in Strategy A.2.1, Consolidated System Support, the amount of \$10,560,731 in General Revenue and any associated matching Federal Funds for the biennium may only be expended to develop/implement an enterprise data warehouse and enterprise data governance. Prior to expending any funds for the enterprise data warehouse and the enterprise data governance, the agency must receive prior written approval from the Legislative Budget Board. To request to expend funds, HHSC shall submit a written request to the Legislative Budget Board which shall include a detailed plan for the project, a proposed schedule of expenditures, and information on the specific data sets being worked with and how the new data will be combined and coordinated with the long-term plan for other data sets. The new data may include but is not limited to the following: immunizations, vital statistic certificates; and mental health and substance abuse information. The request shall be considered to be approved unless the Legislative Budget Board issues a written disapproval within 30 business days after the date the Legislative Budget Board staff concludes its review of the proposal to expend the funds and forwards its review to the Chair of the House Appropriations Committee, Chair of the Senate Finance Committee, Speaker of the House, and Lieutenant Governor. Any requests for additional information from the Legislative Budget Board shall interrupt the counting of the 30 business days.
- HHSC shall submit quarterly reports to the Legislative Budget Board and the Governor beginning on December 1, 2015, reflecting actual expenditures and accomplishments to date. The reports shall also reflect an estimate of planned expenditures and accomplishments for the remainder of the 2016-17 biennium.
- 74. Primary Health Care Program.** No funds appropriated above may be expended by the Health and Human Services Commission's Expanded Primary Health Care Program in Strategy D.2.3, Women's Health Services, to contract with providers that would be ineligible to participate in the Texas Women's Health Program.
- 75. Expanded Primary Health Care Services for Women - Unexpended Balance Authority.** Out of funds appropriated above in Strategy D.2.3, Women's Health Services, the Health and Human Services Commission shall allocate \$50,000,000 in General Revenue in fiscal year 2016 and \$50,000,000 in General Revenue in fiscal year 2017 for the purpose of providing primary health care services to women. It is the intent of the legislature that the services include but are not limited to the following: preventative health screenings such as breast and cervical cancer screenings, diabetes, cholesterol, hypertension, and STD-HIV screenings; family planning services including contraception; perinatal services; and dental services. Any unexpended balances remaining on August 31, 2016 in the Expanded Primary Health Care program in Strategy D.2.3, Women's Health Services, are appropriated to the agency for the fiscal year beginning September 1, 2016 for the same purposes.
- 76. Women's Health Programs.** Included in amounts appropriated above to the Health and Human Services Commission in Strategy D.2.3, Women's Health Services, for the 2016-17 biennium is \$50,000,000 from General Revenue Funds to increase access to women's health and family planning services. The \$50,000,000 identified in this rider may not be expended without the prior written approval of the Legislative Budget Board. To request approval to expend funding, the Health and Human Services Commission shall submit a written request to the Legislative Budget Board. The request shall include the amount of funding to be expended by agency, strategy, and fiscal year; how the funds will be expended; and the expected number of additional persons to be

HEALTH AND HUMAN SERVICES COMMISSION
(Continued)

served with the additional funding. Any unexpended balances from fiscal year 2016 are appropriated for the same purpose in fiscal year 2017; expenditure of these balances is subject to the approval requirements identified in this rider.

- 77. Funding for Additional Services Provided to Individuals with Intellectual and Developmental Disabilities.** Appropriations above in Goal B, Medicaid, include \$12,324,228 in General Revenue Funds (\$31,544,106 in All Funds) for fiscal year 2017 to provide respite care and non-medical transportation to individuals with intellectual and developmental disabilities enrolled in the STAR+PLUS program. If allowable, the Health and Human Services Commission shall add these services to Community First Choice in order to maximize federal funding.
- 78. Cochlear Implants and Other Assistance for the Hearing Impaired.** Out of funds appropriated above, the Health and Human Services Commission shall review Medicaid reimbursement rates for cochlear implants and other assistance for the hearing impaired at a minimum of once a biennium in order to ensure reasonable access to services for the hearing impaired.
- 79. Excellence in Mental Health.** Out of funds appropriated above, the Health and Human Services Commission shall develop and submit an application to Centers for Medicare and Medicaid Services for an Excellence in Mental Health planning grant as authorized in the Protecting Access to Medicare Act (H.R. 4302). It is the intent of the Legislature that applying for the grant and participation in a pilot will be cost neutral to the state and that the principles of the grant are consistent with the commission's value based payment strategies.
- 80. 1115 Medicaid Transformation Waiver Distribution Public Reporting.** Out of the funds appropriated above, the Health and Human Services shall report to the Legislature and the public the recipients of all funds distributed by the commission for uncompensated care (UC) and delivery system reform incentive payments (DSRIP) under the 1115 Medicaid Transformation Waiver. The commission shall, within 45 days of distributing any funds or otherwise making payments under the 1115 Medicaid Transformation Waiver, publicly report: (1) the recipients of funds for UC and DSRIP, (2) the amount distributed to each recipient, (3) the amount of IGT dollars provided by each transferring entity within the region, and (4) the date such payments were made.
- 81. Medicaid Managed Care Organization Network Adequacy Action Report.** Out of funds appropriated above, the Health and Human Services Commission shall report to the Legislature and the public no later than September 1, 2016 containing the number of final disciplinary orders or corrective action plans imposed by the Commission over the last five years based upon violations of the Commission's Medicaid managed care program network adequacy requirements under 1 Tex. Admin. Code § 353.411. For each final disciplinary order or corrective action plan imposed by the Commission based upon a violation of the Commission's Medicaid managed care program network adequacy requirements or accessibility of services standards provisions, the report shall include: the name of the managed care organization, date of the disciplinary order or corrective action plan, disciplinary or corrective action taken, and ground for the violation.
- 82. Assessment of Single Case Agreements.** Out of funds appropriated above, the Health and Human Services Commission shall report to the Legislature and the public no later than September 1, 2016 containing the number of single case agreements between any Medicaid or CHIP managed care organization and a provider over the last five years. For each single case agreement entered between a Medicaid or CHIP managed care organization and a provider over the last five years, the report shall include: the name of the managed care organization, the type of provider, the effective date of the agreement, the term of the agreement, and the services provided under the agreement.
- 83. Report on the Vendor Drug Program.** Out of funds appropriated above to the Health and Human Services Commission, the agency shall evaluate new delivery models for cost-effectiveness, increased competition, and improved health outcomes. The Commission shall report findings to the Governor, the Legislative Budget Board, and the appropriate standing committees of the Legislature by December 1, 2016 and include in the report efforts undertaken to make the current models more effective.
- 84. Texas Medicaid and Texas Diabetes Council - Coordination and Report.** Out of funds appropriated above, and as the state Medicaid operating agency, the Health and Human Services Commission (HHSC) should identify efficiencies across agencies to integrate systems of care and work jointly with the Texas Diabetes Council (TDC) to: 1) improve screening rates for Medicaid patients at risk for diabetes; and 2) increase enrollment in diabetes self-management education (DSME) programs for those Medicaid patients diagnosed with diabetes. The results, including

HEALTH AND HUMAN SERVICES COMMISSION (Continued)

limitations, improvements made, and recommendations on these two issues, will be included in a report by HHSC in consultation with TDC. The report is due to the Legislature and Governor by August 31, 2016.

85. Prohibition on Abortions - Family Planning.

- a. It is the intent of the Legislature that no funds shall be used to pay the direct or indirect costs (including overhead, rent, phones and utilities) of abortion procedures provided by contractors of the commission.
- b. It is also the intent of the Legislature that no funds appropriated under Strategy D.2.3, Women's Health Services for the Family Planning Program, shall be distributed to individuals or entities that perform elective abortion procedures or that contract with or provide funds to individuals or entities for the performance of elective abortion procedures.
- c. The commission shall include in its financial audit a review of the use of appropriated funds to ensure compliance with this section.

86. Family Planning - Women's Health Services. Of funds appropriated under Strategy D.2.3, Women's Health Services for the Family Planning Program, no state funds may be used to dispense prescription drugs to minors without parental consent.

87. Family Planning Affiliate Requirements. An entity otherwise eligible to receive funds distributed under Strategy D.2.3, Women's Health Services for the Family Planning Program, (the "family-planning affiliate") will not be disqualified from receipt of such funds because of its affiliation with an entity that performs elective abortions (the "abortion-services affiliate") provided that such affiliation satisfies the following requirements:

- a. **Legal separation.** The family-planning and abortion-services affiliates must be legally separate corporations, with separate articles of incorporation and separate bylaws. State or local governmental entities that are family-planning and abortion-services affiliates must be legally separate organizations and must have separate governing structures.
- b. **Easily distinguishable names.** The family-planning and abortion-services affiliates must have easily distinguishable names.
- c. **Separate boards of directors and governing bodies.** The family-planning and abortion-services affiliates must have separate boards of directors or governing bodies which meet separately and maintain separate records.
- d. **No direct or indirect subsidy.** The family-planning affiliate may not transfer any funds distributed under Strategy D.2.3, Women's Health Services for the Family Planning Program, to its abortion-services affiliate. The affiliated entities must apportion fair value for any shared expenses or costs (including overhead, rent, phones, equipment, and utilities) in accordance with generally accepted accounting principles.
- e. **Detailed employee timekeeping.** Any person employed part-time by the family-planning affiliate or part-time by the abortion-service affiliate must maintain detailed time records clearly reflecting the work performed for each affiliate.
- f. **Clear signage.** If the family-planning and abortion-services affiliates are located at the same physical location, the existence and separate nature of the affiliate relationship must be clearly reflected by appropriate signage in areas accessible to the public.
- g. **Separate books.** The family-planning and abortion-services affiliates must each maintain records adequate to show compliance with these requirements.

Annual audit of family planning services providers. At least once every two years, the Executive Commissioner of the Health and Human Services Commission or his agent shall conduct an audit of each family planning affiliate to determine if the affiliate and the Family Planning Program have complied with this requirement. The Executive Commissioner of the Health and Human Services Commission shall make the audits available to the Governor, the Lieutenant Governor, the Speaker of the Texas House of Representatives, and the members of the State Legislature.

HEALTH AND HUMAN SERVICES COMMISSION (Continued)

No later than June 30 of each year, the Executive Commissioner of the Health and Human Services Commission shall submit a report to the Chairman of the Senate Finance Committee and to the Chairman of the House Appropriations Committee regarding the audits filed or conducted pursuant to this section, including the number and findings of such audits, the adequacy of the documentation submitted, and any recommendations to revise the verification process.

- 88. Family Planning Services.** The Health and Human Services Commission shall allocate funds appropriated above in Strategy D.2.3, Women's Health Services for the Family Planning Program using a methodology that prioritizes distribution and reallocation to first award public entities that provide family planning services, including state, county, local community health clinics, Federally Qualified Health Centers, and clinics under the Baylor College of Medicine; secondly, non-public entities that provide comprehensive primary and preventative care as a part of their family planning services; and thirdly, non-public entities that provide family planning services but do not provide comprehensive primary and preventative care. The department shall in compliance with federal law ensure the distribution and allocation methodology for funds in Strategy D.2.3, Women's Health Services for the Family Planning Program does not severely limit or eliminate access to services to any region.

Out of funds appropriated above in Strategy D.2.3, Women's Health Services for the Family Planning Program, up to \$1,000,000 per year may be allocated to clinics for core family planning services provided under the auspices of Baylor College of Medicine.

- 89. Recruitment and Retention Strategies.** Out of funds appropriated above, the Health and Human Services Commission shall develop recruitment and retention strategies for community attendants to address the projected shortage of attendants.
- 90. Palliative Care Program.** Out of funds appropriated above, the Commissioner shall allocate \$142,182 in fiscal year 2016 and \$135,309 in fiscal year 2017 in General Revenue to establish the Palliative Care Interdisciplinary Advisory Council and a statewide palliative care consumer and healthcare professional information and education program. The Council shall be made up of health care professionals with experience in palliative care delivery in an inpatient, outpatient or community setting or expertise in interdisciplinary palliative care. The Commission shall consult with the Advisory Council on the implementation of the information and education program.

Any unexpended balances as of August 31, 2016 are hereby appropriated for fiscal year 2017 for the same purpose.

- 91. Claims Administrator Costs.**
- a. Out of funds appropriated above in Strategy B.3.1, Medicaid Contracts and Administration, the Health and Human Services Commission shall spend the amount necessary, not to exceed \$44,299,057 in general revenue appropriations or \$189,228,307 in appropriations from all funds, during the state fiscal biennium ending August 31, 2017, to fund claims administrator costs, including costs necessary to ensure:
- (1) the implementation of an electronic visit and verification system;
 - (2) compliance with federal law requirements related to provider reenrollment;
 - (3) the employment of additional skilled professionals necessary to evaluate prior authorization requests;
 - (4) the implementation of management programs to ensure key metrics are met; and
 - (5) the payment of increased lease costs.
- b. Disbursement of funds under this rider is contingent upon the Health and Human Services Commission initiating an applicable statutorily required procurement process, including any competitive bidding process that may be required, in order to fulfill the goals of the rider.

- 92. Report on STAR+PLUS Program Expenditures.** The Texas Health and Human Services Commission shall report, no later than September 1, 2015 and October 15, 2016, all specific and projected program expenditures for STAR+PLUS to the Lieutenant Governor, Speaker of the House, Legislative Budget Board members, Texas Health and Human Services Committee

HEALTH AND HUMAN SERVICES COMMISSION
(Continued)

members, and the Texas Human Services Committee members. The expenditures will include FY2016 budgetary expenditures and estimated expenditures for each program in STAR+PLUS and projected expenditures for FY 2017.

- 93. Monitor the Integration of Behavioral Health Services.** Out of funds appropriated above, the Health and Human Services Commission (HHSC) shall monitor the implementation of Government Code, Section 533.00255(b), which integrates behavioral health services into the Medicaid managed care program. HHSC shall prioritize monitoring managed care organizations that provide behavioral health services through a contract with a third party.
- 94. Evaluation of Medicaid Data.** Out of funds appropriated above, the Health and Human Services Commission (HHSC) shall annually evaluate data submitted by managed care organizations to determine whether the data continues to be useful or if additional data, such as measurements of recipient services, is needed to oversee contracts or evaluate the effectiveness of Medicaid. HHSC shall develop a dashboard by October 1, 2016, that identifies a concise number of Medicaid indicators, including key data, performance measures, trends, and problems, for agency leadership to oversee Medicaid and compare the performance of managed care organizations.
- 95. Provider Enrollment Portal.** Contingent upon prior written approval by the Legislative Budget Board of a request containing a detailed funding estimate, the Health and Human Services Commission may establish a centralized Internet portal through which providers may enroll in Medicaid. The commission may also designate and share information with a centralized credentialing entity and coordinate with the managed care organizations to use the centralized credentialing entity to collect and share information.

If it does not result in a loss of federal funds, the commission may consolidate the provider enrollment and the credentialing entity within the centralized Internet portal. If it is determined to be cost effective, the commission may use funds appropriated above to designate a third party to develop the single consolidated Medicaid provider enrollment and credentialing process.

- 96. NAIP/MPAP Payments Informational Listing.** The following is an informational listing of estimated Network Access Improvement Program (NAIP) and Nursing Facility Minimum Payment Amounts Program (MPAP) payments. This rider is informational only and does not make any appropriations. The actual amounts will vary dependent upon the amount of non-state funds used as intergovernmental transfers and upon the number of entities choosing to participate. The funds are not included in this Act.

	<u>FY2016</u>	<u>FY2017</u>
MPAP, All Funds	\$560,134,465	\$560,134,465
NAIP, All Funds	\$527,733,532	\$527,733,532

- 97. Nursing Facility Minimum Payment Amounts Program.** It is the intent of the Legislature that not later than September 1, 2016, the commission shall fully transition the Nursing Facility Minimum Payment Amounts Program (MPAP) program from a program solely based on enhanced payment rates to publically-owned nursing facilities to a Quality Incentive Payment Program (QIPP) for all nursing facilities that have a source of public funding for the non-federal share, whether those facilities are publically- or privately-owned. No state General Revenue is to be expended under the QIPP. The additional payments to nursing facilities through the QIPP should be based upon improvements in quality and innovation in the provision of nursing facility services, including but not limited to payment incentives to establish culture change, small house models, staffing enhancements and outcome measures to improve the quality of care and life for nursing facility residents.

¹ Modified to reflect technical correction to allocate funding appropriated at the Health and Human Services Commission for Health and Human Services Accounting System (HHSAS) to Centralized Accounting and Payroll/Personnel System (CAPPS) upgrades and enhancements, application remediation for Data Center Consolidation, and for the Office of the Inspector General lease, resulting in decreases of \$5,148,961 in FY 2016 and \$6,689,735 in FY 2017 out of General Revenue Funds, decreases of \$910,453 in FY 2016 and \$1,315,823 in FY 2017 out of Federal Funds and increases of \$6,059,414 in FY 2016 and \$8,005,558 in FY2017 in Other Funds. The Capital Budget is adjusted accordingly.

² Article IX, §18.02, of this Act, increases the salary of the Executive Commissioner from \$260,000 to \$266,500.

³ SB 354, 84th Legislature, Regular Session, was enacted, relating to the transfer of contracting authority for children's advocacy centers and volunteer advocate programs to the Health and Human Services Commission. Performance Measures are adjusted accordingly.

HEALTH AND HUMAN SERVICES COMMISSION
(Continued)

⁴ Modified to reflect technical correction of capital budget item, Enterprise Telecommunication Enhancements, by increasing \$4,413,266 in authority in FY2016.

⁵ SB 200, 84th Legislature, Regular Session, was enacted, relating to the continuation and functions of the Health and Human Services Commission and the provision of health and human services in this state.

RETIREMENT AND GROUP INSURANCE

	For the Years Ending	
	August 31, 2016	August 31, 2017
Method of Financing:		
General Revenue Fund, estimated ^{1,2}	\$ 514,904,517	\$ 550,254,815
General Revenue Dedicated Accounts, estimated ²	12,703,851	13,385,756
Federal Funds, estimated ^{1,2}	287,127,215	275,106,573
Other Special State Funds, estimated ²	550,342	589,304
Total, Method of Financing	\$ 815,285,925	\$ 839,336,448
Items of Appropriation:		
A. Goal: EMPLOYEES RETIREMENT SYSTEM		
A.1.1. Strategy: RETIREMENT CONTRIBUTIONS^{1,2} Retirement Contributions. Estimated.	\$ 203,339,750	\$ 196,262,993
A.1.2. Strategy: GROUP INSURANCE¹ Group Insurance Contributions. Estimated.	\$ 611,946,175	\$ 643,073,455
Total, Goal A: EMPLOYEES RETIREMENT SYSTEM	\$ 815,285,925	\$ 839,336,448
Grand Total, RETIREMENT AND GROUP INSURANCE	\$ 815,285,925	\$ 839,336,448

¹ Incorporates Article IX, §18.04, of this Act, relating to Additional Benefits for FTE Increases, totaling \$3,559,566 in FY 2016 and \$5,085,217 in FY 2017 out of General Revenue and \$1,734,677 in FY 2016 and \$2,221,435 in FY 2017 out of Federal Funds, affecting several strategies.

² Incorporates Article IX, §18.11, of this Act, due to enactment of HB 9, 84th Legislature, Regular Session, relating to eliminating the 90-day waiting period for state contributions to the Employees Retirement System for Retirement, resulting in increases of \$3,161,660 in FY 2016 and \$3,119,940 in FY 2017 out of General Revenue, increases of \$87,232 in FY 2016 and \$85,521 in FY 2017 out of General Revenue-Dedicated Accounts, increases of \$2,060,923 in FY 2016 and \$1,883,971 in FY 2017 out of Federal Funds, and increases of \$3,934 in FY 2016 and \$3,934 in FY 2017 out of Other Special State Funds.

SOCIAL SECURITY AND BENEFIT REPLACEMENT PAY

	For the Years Ending	
	August 31, 2016	August 31, 2017
Method of Financing:		
General Revenue Fund, estimated ¹	\$ 109,970,235	\$ 110,107,333
General Revenue Dedicated Accounts, estimated	2,698,842	2,650,520
Federal Funds, estimated ¹	64,047,361	57,427,125
Other Special State Funds, estimated	130,872	130,779
Total, Method of Financing	\$ 176,847,310	\$ 170,315,757

SOCIAL SECURITY AND BENEFIT REPLACEMENT PAY
(Continued)

Items of Appropriation:

A. Goal: SOCIAL SECURITY/BENEFIT REPLACEMENT
Comptroller - Social Security.

A.1.1. Strategy: STATE MATCH – EMPLOYER ¹ State Match — Employer. Estimated.	\$ 170,361,895	\$ 164,735,256
A.1.2. Strategy: BENEFIT REPLACEMENT PAY Benefit Replacement Pay. Estimated.	<u>\$ 6,485,415</u>	<u>\$ 5,580,501</u>
Total, Goal A: SOCIAL SECURITY/BENEFIT REPLACEMENT	<u>\$ 176,847,310</u>	<u>\$ 170,315,757</u>
Grand Total, SOCIAL SECURITY AND BENEFIT REPLACEMENT PAY	<u>\$ 176,847,310</u>	<u>\$ 170,315,757</u>

¹ Incorporates Article IX, §18.04, of this Act, relating to Additional Benefits for FTE Increases, totaling \$1,081,091 in FY 2016 and \$1,478,424 in FY 2017 out of General Revenue and \$526,846 in FY 2016 and \$645,820 in FY 2017 out of Federal Funds.

BOND DEBT SERVICE PAYMENTS

	For the Years Ending	
	August 31, 2016	August 31, 2017
Method of Financing:		
General Revenue Fund	\$ 27,745,814	\$ 25,949,879
Federal Funds	3,327,315	3,327,315
<u>Other Funds</u>		
MH Collections for Patient Support and Maintenance	470,963	470,963
MH Appropriated Receipts	15,828	15,828
ID Collections for Patient Support and Maintenance	120,063	120,063
ID Appropriated Receipts	16,949	16,949
Subtotal, Other Funds	<u>\$ 623,803</u>	<u>\$ 623,803</u>
Total, Method of Financing	<u>\$ 31,696,932</u>	<u>\$ 29,900,997</u>
Items of Appropriation:		
A. Goal: FINANCE CAPITAL PROJECTS		
A.1.1. Strategy: BOND DEBT SERVICE	\$ 31,696,932	\$ 29,900,997 & UB
To Texas Public Finance Authority for Payment of Bond Debt Service.		
Grand Total, BOND DEBT SERVICE PAYMENTS	<u>\$ 31,696,932</u>	<u>\$ 29,900,997</u>

LEASE PAYMENTS

	For the Years Ending	
	August 31, 2016	August 31, 2017
Method of Financing:		
General Revenue Fund	<u>\$ 1,921,555</u>	<u>\$ 2,115,338</u>
Total, Method of Financing	<u>\$ 1,921,555</u>	<u>\$ 2,115,338</u>

LEASE PAYMENTS
(Continued)

Items of Appropriation:

A. Goal: FINANCE CAPITAL PROJECTS

A.1.1. Strategy: LEASE PAYMENTS	\$	1,921,555	\$	2,115,338 & UB
--	----	-----------	----	-------------------

To TFC for Payment to TPFA.

Grand Total, LEASE PAYMENTS	\$	<u>1,921,555</u>	\$	<u>2,115,338</u>
------------------------------------	-----------	------------------	-----------	------------------

**SPECIAL PROVISIONS RELATING TO
ALL HEALTH AND HUMAN SERVICES AGENCIES**

Sec. 2. Night Shift and Weekend Differential.

- a. Clinical and Support Personnel. The Department of State Health Services and the Department of Aging and Disability Services are authorized to pay an additional night shift salary differential not to exceed 15 percent of the monthly pay rate to personnel who work the 3:00 p.m. to 11:00 p.m. or the 11:00 p.m. to 7:00 a.m. shift or its equivalent. A weekend shift salary differential not to exceed 5 percent of the monthly pay rate may be paid to persons who work weekend shifts. The evening or night shift salary differential may be paid in addition to the weekend shift salary differential for persons working weekend, evening, or night shifts.
- b. Data Processing Personnel. The Department of State Health Services, the Department of Aging and Disability Services, the Department of Family and Protective Services, the Health and Human Services Commission, and the Health and Human Services Consolidated Print Shop may pay an evening or night shift salary differential not to exceed 15 percent of the monthly pay rate to personnel in data processing or printing operations who work the 3:00 p.m. to 11:00 p.m. shift or 11:00 p.m. to 7:00 a.m. shift, or their equivalents. A weekend shift salary differential not to exceed 5 percent of the monthly pay rate may be paid to persons who work weekend shifts. The evening or night shift salary differential may be paid in addition to the weekend shift salary differential for persons working weekend, evening, or night shifts.
- c. Statewide Intake Personnel. The Department of Family and Protective Services is authorized to pay an evening or night shift salary differential not to exceed 15 percent of the monthly pay rate to Statewide Intake personnel who work the 3:00 p.m. to 11:00 p.m. shift or 11:00 p.m. to 7:00 a.m. shift, or their equivalents. A weekend shift salary differential not to exceed 5 percent of the monthly pay rate may be paid to persons who work weekend shifts. The evening or night shift salary differential may be paid in addition to the weekend shift salary differential for persons working weekend, evening, or night shifts.
- d. Employee Work Assignments. The Department of Assistive and Rehabilitative Services is hereby authorized to pay an additional night shift salary differential not to exceed 15 percent of the monthly pay rate to employees assigned to the Criss Cole Rehabilitation Center or to special project facilities operated by the agency, to the extent provided by law. A weekend shift salary differential not to exceed 5 percent of the monthly pay rate may be paid to persons who work weekend shifts. The evening or night shift salary differential may be paid in addition to the weekend shift salary differential for persons working weekend, evening, or night shifts.

Sec. 3. Services to Employees. The Department of State Health Services, Department of Family and Protective Services and Department of Aging and Disability Services may expend funds for the provision of first aid or other minor medical attention for employees injured in the course and scope of their employment and for the repair and/or replacement of employees' items of personal property which are damaged or destroyed in the course and scope of their employment so long as such items are medically prescribed equipment. Expenditures for such equipment may not exceed \$500 per employee per incident.

**SPECIAL PROVISIONS RELATING TO
ALL HEALTH AND HUMAN SERVICES AGENCIES**
(Continued)

Sec. 4. Charges to Employees and Guests. Collections for services rendered to employees and guests shall be made by a deduction from the recipient's salary or by cash payment in advance. Such deductions and other receipts for these services from employees and guests are hereby appropriated to the facility. Refunds of excess collections shall be made from the appropriation to which the collection was deposited.

As compensation for services rendered and notwithstanding any other provision in this Act, any facility under the jurisdiction of the Department of State Health Services or the Department of Aging and Disability Services may provide free meals for food service personnel and volunteer workers, and may furnish housing facilities, meals, and laundry service in exchange for services rendered by interns, chaplains in training, and student nurses.

Sec. 5. New or Additional Facilities. No funds appropriated may be spent for constructing new or additional facilities or for the purchase of sites without specific authorization of the Legislature. All facilities shall be kept where they are located by the Legislature, and all new buildings to be constructed shall be on these sites unless otherwise specifically authorized by the Legislature. For the purpose of this subsection, specific authorization may be granted either by basic statute or special authorization in this Act.

Sec. 6. Revolving Petty Cash Funds. Each facility under the jurisdiction of the Department of State Health Services or the Department of Aging and Disability Services may establish a petty cash fund to be maintained in cash or at a local bank. The petty cash fund, not to exceed \$25,000 shall be used only for making emergency payments and small purchases which will increase the efficiency of the operation; for payments to client workers on a regular payday basis; for use as change funds in specific locations where financial activities of the agency require a change fund; and for supplies and equipment purchases for sheltered workshops.

Sec. 7. Federal Match Assumptions and Limitations on Use of Available General Revenue Funds.

- a. **Federal Match Assumptions.** The following percentages reflect federal match assumptions used in Article II of this Act.

Federal Medical Assistance Percentage (FMAP)

	2016	2017
Federal Fiscal Year	57.13%	56.67%
State Fiscal Year	57.21%	56.71%

Enhanced Federal Medical Assistance Percentage (EFMAP)

	2016	2017
Federal Fiscal Year	92.99%	92.67%
State Fiscal Year	91.13%	92.70%

- b. **Enhanced Match Assumptions and Reporting.** Health and human services agencies listed in Article II of this Act shall submit to the Legislative Budget Board and the Governor the monthly number of clients receiving services eligible for any enhanced federal match as well as the amount of eligible expenditures subject to an enhanced match, by strategy. The data shall be submitted on a monthly basis in a format specified by the Legislative Budget Board. For purposes of this section, enhanced federal matches are defined as an increase to the usual matching rate (regardless of what the usual match is) that are, or become, available under Medicaid or another federally-matched program. Enhanced federal matches include, but are not limited to, those made available through the Money Follows the Person demonstration, Balancing Incentive Program, and Community First Choice Program. Whether or not a match meets the definition of enhanced federal match for purposes of this section will be at the discretion of the Legislative Budget Board.

Appropriations in Article II of this Act have been adjusted to reflect the following increased Federal Funds and reduced General Revenue Funds due to enhanced matches under the Money Follows the Person demonstration, Balancing Incentive Program, and Community First Choice program:

**SPECIAL PROVISIONS RELATING TO
ALL HEALTH AND HUMAN SERVICES AGENCIES**
(Continued)

- (1) \$44,093,828 at the Department of Aging and Disability Services; and
- (2) \$92,013,143 at the Health and Human Services Commission.

Any Article II agency not listed herein is still subject to the requirements of subsections (b) and (c) of this provision if any agency expenditures receive an enhanced federal match.

- c. **Limitations on Use of Available General Revenue Funds.** In the event the actual FMAP and EFMAP should be greater than shown in subsection (a) and/or the amount of increased Federal Funds and reduced General Revenue Funds due to the enhanced matches should be greater than shown in subsection (b), the health and human services agencies in Article II of this Act are authorized to expend the General Revenue Funds thereby made available only upon authorization from the Legislative Budget Board and Governor.

To request authorization to expend available General Revenue Funds, an agency shall submit a written request to the Legislative Budget Board and the Governor. At the same time, the agency shall provide a copy of the request to the Comptroller of Public Accounts. The request shall include the following information, by fiscal year:

- (1) a detailed explanation of the proposed use(s) of the available General Revenue Funds and whether the expenditure(s) will be one-time or ongoing;
- (2) the amount available by strategy;
- (3) the strategy(ies) in which the funds will be expended and the associated amounts, including any matching Federal Funds;
- (4) an estimate of performance levels and, where relevant, a comparison to targets included in this Act; and
- (5) the capital budget and/or full-time equivalent impact.

Additional information requested by the Legislative Budget Board or the Governor should be provided in a timely manner. The request and information provided subsequently shall be prepared in a format specified by the Legislative Budget Board.

The request shall be considered to be approved unless the Legislative Budget Board or the Governor issue a written disapproval within 30 business days of the date on which the staff of the Legislative Budget Board concludes its review of the proposal to expend the funds and forwards its review to the Chair of the House Appropriations Committee, Chair of the Senate Finance Committee, Speaker of the House, and Lieutenant Governor. Any requests for additional information made by the Legislative Budget Board shall interrupt the counting of the 30 business days.

The Comptroller of Public Accounts shall not allow the expenditure of General Revenue Funds made available if the Legislative Budget Board provides notification to the Comptroller of Public Accounts that the requirements of this provision have not been satisfied.

Sec. 8. Financial Monitoring of Community Centers. The Department of Aging and Disability Services, the Department of State Health Services, and the Health and Human Services Commission shall enter into a written agreement that defines each agency's responsibilities for monitoring the expenditure by community centers, as defined in the Texas Health and Safety Code Sec. 534.0016(b) of funds appropriated by this Act. The written agreement shall include provisions for monitoring that require community centers to account for state funds separately from other sources of funds.

Sec. 9. Attorney General Representation. The Attorney General and the respective head of the Health and Human Services Commission or a health and human services agency listed in Chapter 531, Government Code, are hereby authorized to use the funds appropriated above to jointly select one or more Assistant Attorneys General to be assigned to the respective agency.

**SPECIAL PROVISIONS RELATING TO
ALL HEALTH AND HUMAN SERVICES AGENCIES**
(Continued)

Sec. 10. Limitations on Transfer Authority. Notwithstanding the general transfer provisions of this Act, the Executive Commissioner of the Health and Human Services Commission is authorized to make transfers of funding, full-time equivalents (FTEs), and capital budget authority within and between health and human services agencies listed in Article II of this Act, subject to the following requirements. Transfers that exceed \$1,000,000 in General Revenue, capital authority in excess of \$100,000 or FTE adjustments of more than 10 FTEs are subject to the prior written approval of the Legislative Budget Board and the Governor. Transfers below these thresholds require written notification to the Legislative Budget Board and Governor within 30 days and a report on transfers of all amounts should be submitted to the Legislative Budget Board quarterly. No single transfer, or the total of all transfers from a strategy, may exceed 20.0 percent of the originating strategy's appropriation for funding or FTEs for the fiscal year without the prior written approval of the Legislative Budget Board and the Governor.

To request a transfer, the Executive Commissioner of the Health and Human Services Commission shall submit a written request to the Legislative Budget Board and the Governor. At the same time, the agency shall provide a copy of the request to the Comptroller of Public Accounts. The request shall include the following information:

- a. a detailed explanation of the purpose(s) of the transfer, including the following:
 - (1) a description of each initiative with funding and FTE information by fiscal year; and
 - (2) an indication of whether the expenditure will be one-time or ongoing;
- b. the names of the originating and receiving agencies and/or strategies and the method of financing and FTEs for each strategy by fiscal year;
- c. an estimate of performance levels and, where relevant, a comparison to targets included in this Act for both the originating and the receiving agencies and/or strategies; and
- d. the capital budget impact.

Additional information requested by the Legislative Budget Board or the Governor should be provided in a timely manner. The request and information provided subsequently shall be prepared in a format specified by the Legislative Budget Board.

The Comptroller of Public Accounts shall not allow the transfer of funds if the Legislative Budget Board provides notification to the Comptroller of Public Accounts that the requirements of this provision have not been satisfied.

In the case of disaster or other emergency, this provision is superseded by the emergency-related transfer authority in Article IX of this Act.

Sec. 11. Payment for Compensatory Time. It is expressly provided that the Department of State Health Services and the Department of Aging and Disability Services, to the extent permitted by law, may pay FLSA non-exempt employees of state hospitals and state supported living centers on a straight-time basis for work on a holiday or for regular compensatory time hours when the taking of regular compensatory time off would be disruptive to normal business functions. In addition, any health and human service agency, with the explicit approval of the Health and Human Services Executive Commissioner, to the extent permitted by law, may pay FLSA non-exempt employees required to provide support during a federally declared disaster on a straight-time basis for work on a holiday or for regular compensatory time hours when the taking of regular compensatory time off would be disruptive to normal business functions.

Sec. 12. Medicaid Informational Rider.¹ This rider is informational only and does not make any appropriations. The Health and Human Services Commission is the single state agency for Title XIX, the Medical Assistance Program (Medicaid) in Texas. Other agencies receive appropriations for and responsibility for the operations of various Medicaid programs. Appropriations made elsewhere in this Act related to the Medicaid program include the following:

**SPECIAL PROVISIONS RELATING TO
ALL HEALTH AND HUMAN SERVICES AGENCIES**
(Continued)

<u>Agency Name</u>	<u>FY 2016</u>	<u>FY 2017</u>
Department of Aging and Disability Services	\$ 3,941,115,685	\$ 4,106,234,450
Department of Assistive and Rehabilitative Services	64,613,492	65,662,930
Department of Family and Protective Services	23,510,739	23,162,681
Department of State Health Services	151,952,237	120,528,994
Health and Human Services Commission	26,102,951,163	26,558,329,231
Total, Medical Assistance Program	\$ 30,284,143,316	\$ 30,873,918,286
Method of Financing:		
General Revenue for Medicaid Tobacco Settlement Receipts for Medicaid	\$ 11,861,290,936 440,455,192	\$ 12,223,619,494 444,701,215
Subtotal, General Revenue Funds	12,301,746,128	12,668,320,709
General Revenue - Dedicated	79,100,000	79,100,000
Federal Funds	17,564,420,438	17,777,376,513
Interagency Contracts	226,071,539	231,426,129
Medicaid Subrogation Receipts	80,000,000	80,000,000
Appropriated Receipts-Match for Medicaid	16,463,242	16,482,963
Foundation School Funds as Match for Medicaid	0	4,987,527
ID Appropriated Receipts	700,582	695,516
ID Revolving Fund Receipts	81,604	81,014
ID Collections for Patient Support and Maintenance	15,559,783	15,447,915
Subtotal, Other Funds	\$ 338,876,750	\$ 349,121,064
Total, All Funds	\$ 30,284,143,316	\$ 30,873,918,286

Sec. 13. Caseload and Expenditure Reporting Requirements.

- a. **Quarterly Forecasts.** The Health and Human Services Commission, in cooperation with operating agencies, shall submit to the Legislative Budget Board and the Governor, at the end of each fiscal quarter, reports projecting anticipated caseload data and related expenditure amounts for the 36 month period beginning with the first month after the reports are due, for the following programs:
- (1) Medicaid (acute and long-term care);
 - (2) Children's Health Insurance Program (CHIP) and related programs;
 - (3) Temporary Assistance for Needy Families;
 - (4) Foster care, adoption assistance, and permanency care assistance;
 - (5) Early Childhood Intervention services; and
 - (6) Other programs upon request of the Legislative Budget Board or the Governor.

The reports shall be prepared in a format specified by the Legislative Budget Board.

**SPECIAL PROVISIONS RELATING TO
ALL HEALTH AND HUMAN SERVICES AGENCIES**
(Continued)

- b. **Monthly Data.** The Health and Human Services Commission, or its designated operating agency, shall submit to the Legislative Budget Board and the Governor, at the end of each month, caseload and related expenditure amounts for the programs identified in subsection (a) for at least the preceding 36 months. The data shall be submitted in a format specified by the Legislative Budget Board.
- c. At the request of the Legislative Budget Board or the Governor, supporting documentation detailing the sources and methodologies utilized to develop any caseload or cost projections contained in the report and any other supporting material must be provided.
- d. Each report submitted pursuant to this provision must contain a certification by the person submitting the report that the information provided is true and correct based upon information and belief together with supporting documentation.
- e. The Comptroller of Public Accounts shall not allow the expenditure of funds appropriated by this Act to the Health and Human Services Commission if the Legislative Budget Board and the Governor certify to the Comptroller of Public Accounts that the Health and Human Services Commission is not in compliance with this provision.

In the event that the forecasting function is transferred to another health and human services agency listed in Chapter 531, Government Code, the requirement for the Health and Human Services Commission to provide quarterly forecasts under subsection (a) shall apply to the other health and human services agency.

Sec. 14. Audit of Medicaid Funds. All transactions involving the payment, transfer, or investment of any funds of the Title XIX Medicaid program for the state by any non-governmental entity shall be subject to audit by the State Auditor's Office.

Sec. 15. Mental Health (MH) and Intellectual Disability (ID) Collections for Patient Support and Maintenance.

- a. **Definitions.** For the purposes of this section and appropriation authority for the Department of State Health Services and the Department of Aging and Disability Services: (1) MH Collections for Patient Support and Maintenance are defined as reimbursements received for health and other services provided to individuals in state hospitals from third party payers including insurance companies, clients, relatives, trusts and estates, and government retirement benefit programs including the U.S. Civil Service, Federal Railroad, State, Social Security, Teacher and Veteran's Administration and (2) ID Collections for Patient Support and Maintenance are defined as reimbursements received for health and other services provided to individuals in state operated intermediate care facilities for individuals with intellectual disabilities (ICF/IID) and state supported living centers from third party payers including insurance companies, clients, relatives, trusts and estates, and government retirement benefit programs including the U.S. Civil Service, Federal Railroad, State, Social Security, Teacher and Veteran's Administration.
- b. **Classification for depositing revenues and reporting of expenditures.** For the purpose of revenue classification for depositing and expending certain collections related to the support and maintenance of patients in state hospitals and state operated ICF/IID and state supported living centers, the following Revenue Object Codes as defined by the Comptroller of Public Accounts shall be used for recording collections, reporting expenditures, and requesting legislative appropriations by the Department of State Health Services and the Department of Aging and Disability Services:
 - (1) Revenue Object Codes 3595, 3606, 3614, and 3618 as defined by the Comptroller of Public Accounts shall be used to record collections and deposits from the above defined sources into the General Revenue Fund:

**SPECIAL PROVISIONS RELATING TO
ALL HEALTH AND HUMAN SERVICES AGENCIES**
(Continued)

- (i) 3595: Medical Assistance Cost Recovery
- (ii) 3606: Support and Maintenance of Patients
- (iii) 3614: Counseling, Care and Treatment of Outpatients
- (iv) 3618: Welfare/MHMR Service Fees (Child Support)

(2) Automated Budget and Evaluation System of Texas (ABEST) Method of Financing Code 8031- MH Collections for Patient Support and Maintenance, and ABEST Method of Financing Code 8095 - ID Collections for Patient Support and Maintenance, shall be used to report expenditures and request legislative appropriations from collections/deposits related to the support and maintenance of patients in state hospitals and state operated ICF/IID and state supported living centers made to Revenue Object Codes 3595, 3606, 3614, and 3618.

c. **Appropriation authority and accounting for expenditures of MH and ID Collections for Patient Support and Maintenance.** The Department of State Health Services and the Department of Aging and Disability Services may receive and expend MH and ID Collections for Patient Support and Maintenance as a first source, and General Revenue shall be used as a second source, to support state hospitals and state-operated intermediate care facilities for individuals with intellectual disabilities (ICF/IID). In the event that these revenues should be greater than the amounts identified in the method of financing above as MH and ID Collections for Patient Support and Maintenance, the departments are hereby appropriated and authorized to expend these state funds hereby made available. The expenditure of MH and ID Collections for Patient Support and Maintenance is subject to the following requirements:

- (1) Amounts available shall be expended prior to utilization of any General Revenue available for the same purpose;
- (2) In the event General Revenue has been expended prior to the receipt of MH and ID Collections for Patient Support and Maintenance, the departments shall reimburse General Revenue upon receipt of the revenue. This process shall be completed on a monthly basis in order to maintain a minimum balance on hand in excess MH and ID Collections for Patient Support and Maintenance; and
- (3) The departments shall report monthly to the Legislative Budget Board, Comptroller of Public Accounts, and Governor on MH and ID Collections for Patient Support and Maintenance, expenditures and anticipated revenues and balances.

d. **Responsibility for proportionate share of indirect costs and benefits.** The Department of State Health Services and the Department of Aging and Disability Services shall ensure that MH and ID Collections for Patient Support and Maintenance fund their proportionate share of benefits and statewide allocated indirect costs as required and directed in Article IX of this act.

e. **Exclusive appropriation authority.** The preceding subsections of this rider shall be the exclusive appropriation authority for receipts from the above identified sources and none of these receipts shall be appropriated by a provision of Article IX of this Act.

Sec. 16. General Revenue Funds for Medicaid Mental Health and Intellectual Disability Services.

For the purposes of this section and appropriation authority for the Medicaid mental health (MH) and intellectual disability (ID) program responsibilities of the Department of State Health Services and the Department of Aging and Disability Services, the following subsections provide governance relating to appropriate use, classification and expenditure of funds.

a. **General Revenue Match for Medicaid.** ABEST Method of Financing Code 758 - GR Match for Medicaid shall be used to report General Revenue expenditures and request General Revenue appropriations for the state's share of Medicaid payments for the following Medicaid MH and ID services:

**SPECIAL PROVISIONS RELATING TO
ALL HEALTH AND HUMAN SERVICES AGENCIES**
(Continued)

- (1) Community-based Intermediate Care Facilities for individuals with intellectual disabilities (ICF/IID) that are privately operated through contractual arrangements between private providers and the Department of Aging and Disability Services;
 - (2) Community-based Intermediate Care Facilities for individuals with intellectual disabilities (ICF/IID), also known as Bond Homes, that are operated by the Department of Aging and Disability Services;
 - (3) Home and Community-based Services (HCS) authorized by a 1915(c) federal waiver and provided through contractual arrangements between private providers and the Department of Aging and Disability Services;
 - (4) Texas Home Living services authorized by a 1915(c) federal waiver and provided through contractual arrangements between private providers and the Department of Aging and Disability Services;
 - (5) Mental health services provided through contracts with Behavioral Health Organizations as a component of the NorthSTAR Project;
 - (6) Rehabilitation Services as approved in the State Medicaid Plan which are provided by Mental Health Authorities and IDD Local Authorities;
 - (7) Targeted Case Management Services as approved in the State Medicaid Plan provided by Mental Health Authorities and IDD Local Authorities;
 - (8) Service Coordination Services as approved in the State Medicaid Plan provided by Mental Health Authorities and IDD Local Authorities;
 - (9) Salaries and operating costs related to direct program administration and indirect administration of the departments; and
 - (10) Home and Community-based Services (HCS) authorized by a 1915(c) Youth Empowerment Services (YES) federal waiver and provided through contractual arrangements between provider agencies and the Department of State Health Services.
- b. **General Revenue Certified as Match for Medicaid.** The Department of State Health Services and the Department of Aging and Disability Services shall use ABEST Method of Financing code 8032 - General Revenue Certified Match for Medicaid to identify General Revenue funds requested and reported as expended for the purpose of drawing Federal Funds and to document that State funds have been spent for Medicaid mental health and intellectual disability services and administrative expenditures for the following services:
- (1) Intermediate care facilities for individuals with intellectual disabilities that are operated by the State and known as "state supported living centers";
 - (2) Services delivered in state hospitals operated by the Department of State Health Services including inpatient services for clients under the age of 21 and services that qualify under the federally approved Institutions for Mental Diseases (IMD) option for clients over the age of 65; and
 - (3) Medicaid Administrative Claims as approved in the State Medicaid Plan which are based on certain activities of Mental Health Authorities and IDD Local Authorities.
- c. **Reporting requirements related to General Revenue Matching Funds for Medicaid Mental Health and Intellectual Disability Services.** The Department of State Health Services and the Department of Aging and Disability Services shall report monthly to the Legislative Budget Board, Comptroller of Public Accounts and Governor on the

**SPECIAL PROVISIONS RELATING TO
ALL HEALTH AND HUMAN SERVICES AGENCIES**
(Continued)

expenditures of General Revenue for Medicaid federal matching purposes by the method of financing codes identified above and the amounts of local, non-profit expenditures certified as state match for Medicaid Federal Funds by the departments for services provided by Mental Health Authorities and IDD Local Authorities.

- d. **Medicaid Federal Funds.** The Department of State Health Services and the Department of Aging and Disability Services shall report their expenditures and request legislative appropriations for federal Medicaid matching funds for client services, program administration and agency indirect administration. Automated Budgeting and Evaluation System of Texas (ABEST) Method of Financing Code (MOF) 555 and Medicaid CFDA 93.778 shall be used for the following:
- (1) Federal Funds drawn from the U.S. Centers for Medicare and Medicaid Services (CMS) using General Revenue funds classified as General Revenue Match for Medicaid (ABEST MOF Code 758), General Revenue Certified as Match for Medicaid (ABEST MOF Code 8032), Tobacco Settlement Receipts Match for Medicaid (ABEST MOF Code 8024) or Tobacco Receipts Certified as Match for Medicaid (ABEST MOF Code 8023);
 - (2) Federal Funds drawn from CMS using the departments' certification of local, non-profit expenditures made by the Mental Health Authorities and IDD Local Authorities on behalf of Medicaid-eligible individuals;
 - (3) Federal Funds received from CMS for services rendered to certain Medicaid-eligible individuals over the age of 65 by federally recognized Institutions for Mental Diseases (IMD Medicaid option) based on billings from state hospitals operated by the Department of State Health Services to the claims processing agent for the Texas Medicaid program in its capacity as the State's fiscal agent for certain Medicaid payments; and
 - (4) Federal Funds received from CMS for general Medicaid health services including the Comprehensive Care Program for children based on billings from the state hospitals and state supported living centers operated by the Department of State Health Services and the Department of Aging and Disability Services to the claims processing agent for the Texas Medicaid program in its capacity as the State's fiscal agent for certain Medicaid payments.
- e. **Appropriation authority and accounting for Federal Funds for Medicaid Mental Health and Intellectual Disability Services.** Amounts defined as Medicaid Federal Funds shall be used as a first source, and General Revenue which was not used as matching funds shall not be used to fund Medicaid-eligible services. In the event that these revenues should be greater than the amounts included above in Federal Funds for mental health and intellectual disability services for the Department of State Health Services and the Department of Aging and Disability Services, the departments are hereby appropriated and authorized to expend these Federal Funds made available, subject to the following requirements:
- (1) Amounts made available shall be expended prior to utilization of any General Revenue made available for the same purpose;
 - (2) In the event General Revenue has been expended prior to the receipt of Medicaid Federal Funds, the departments shall reimburse General Revenue upon receipt of the revenue. This process shall be completed on a monthly basis in order to not have an excess balance of Medicaid Federal Funds; and
 - (3) The departments shall report monthly to the Legislative Budget Board, Comptroller of Public Accounts and Governor on the amounts of Medicaid Federal Funds drawn and expended.
- f. **Responsibility for proportionate share of indirect costs and benefits.** Nothing in this provision shall exempt the departments from provisions of Article IX of this Act which apply equally to direct recoveries of benefits and indirect costs and to amounts recovered

**SPECIAL PROVISIONS RELATING TO
ALL HEALTH AND HUMAN SERVICES AGENCIES**
(Continued)

through an approved rate structure for services provided. Specifically, the departments do not have appropriation authority for Medicaid Federal Funds claimed on behalf of services provided by other agencies, including:

- (1) Health and retirement services for active and retired Department of State Health Services and Department of Aging and Disability Services employees paid by the Employee Retirement System;
 - (2) Social Security payments, salary increases authorized in General Provisions, and Benefit Replacement Pay for Department of State Health Services and Department of Aging and Disability Services employees paid by the Comptroller of Public Accounts;
 - (3) Debt service amounts paid on behalf of the Department of State Health Services and Department of Aging and Disability Services by the Texas Public Finance Authority; and
 - (4) Indirect cost allocation plans negotiated with CMS for the purposes of the State-wide Cost Allocation Plan (SWCAP).
- g. **Exclusive Appropriation Authority.** The preceding subsections of this provision shall be the exclusive appropriation authority for Medicaid mental health and intellectual disability services Federal Fund receipts from the above identified sources, and none of these receipts shall be appropriated by a provision of Article IX of this Act.

Sec. 17. Mental Health (MH) and Intellectual Disability (ID) Appropriated Receipts.

- a. **Definition.** For the purposes of this section and appropriation authority for the Department of State Health Services and the Department of Aging and Disability Services, MH Appropriated Receipts are defined as revenues from state hospitals deposited by the Department of State Health Services into the following Revenue Object Codes as defined by the Comptroller of Public Accounts, and ID Appropriated Receipts are defined as revenues from state supported living centers deposited by the Department of Aging and Disability Services into the following Revenue Object Codes as defined by the Comptroller of Public Accounts:
- (1) 3628: Dormitory, Cafeteria and Merchandise Sales
 - (2) 3719: Fees for Copies or Filing of Records
 - (3) 3722: Conference, Seminar, and Training Registration Fees
 - (4) 3738: Grants - Cities/Counties
 - (5) 3739: Grants - Other Political Subdivisions
 - (6) 3740: Gifts/Grants/Donations-Non-Operating Revenue/Program Revenue - Operating Grants and Contributions
 - (7) 3747: Rental - Other
 - (8) 3750: Sale of Furniture and Equipment
 - (9) 3752: Sale of Publications/Advertising (General)
 - (10) 3754: Other Surplus or Salvage Property/Material Sales
 - (11) 3767: Supplies/Equipment/Services - Federal/Other (General)
 - (12) 3769: Forfeitures
 - (13) 3773: Insurance Recovery in Subsequent Years
 - (14) 3802: Reimbursements-Third Party
 - (15) 3806: Rental of Housing to State Employees
- b. **Reporting.** ABEST Method of Financing Code 8033 - MH Appropriated Receipts, and ABEST Method of Financing Code 8096 - ID Appropriated Receipts, shall be used to report expenditures and request legislative appropriations for state mental health and state supported living centers from the Revenue Object Codes identified above.
- c. **Appropriation authority and accounting for MH and ID Appropriated Receipts.** Amounts defined as MH and ID Appropriated Receipts shall be deposited into the General Revenue Fund according to the identified Revenue Object Codes above. The Department of State Health Services and the Department of Aging and Disability

**SPECIAL PROVISIONS RELATING TO
ALL HEALTH AND HUMAN SERVICES AGENCIES**

(Continued)

Services may receive and expend MH and ID Appropriated Receipts as a first source, and General Revenue shall be used as a second source. In the event that these revenues should be greater than the amounts identified in the method of financing above as MH and ID Appropriated Receipts, the departments are hereby appropriated and authorized to expend these state funds hereby made available. The expenditure of MH and ID Appropriated Receipts is subject to the following requirements:

- (1) Amounts available shall be expended prior to utilization of any General Revenue available for the same purpose. In the event General Revenue must be expended, the agency will provide prior notification to the Legislative Budget Board and the Governor;
 - (2) In the event General Revenue has been expended prior to the receipt of MH and ID Appropriated Receipts as defined above, the departments shall reimburse General Revenue upon receipt of the revenue. This process shall be completed on a monthly basis in order to maintain a minimum balance on hand in excess MH and ID Appropriated Receipts; and
 - (3) The departments shall report monthly to the Legislative Budget Board, Comptroller of Public Accounts and Governor on MH and ID Appropriated Receipts collections by Revenue Object Code, expenditures and anticipated revenues and balances.
- d. **Exclusive appropriation authority.** The preceding subsections of this provision shall be the exclusive appropriation authority for Appropriated Receipts from the above identified sources and none of these receipts shall be appropriated by a provision of Article IX of this Act.

Sec. 18. Texas Capital Trust Fund Account No. 543.

- a. **Definition.** For the purposes of this section and appropriation authority, General Revenue-Dedicated Funds referred to as Texas Capital Trust Fund Account No. 543 (Chapter 2201, Government Code) are defined as revenues deposited by the Department of State Health Services and the Department of Aging and Disability Services into the following Revenue Object Codes as defined by the Comptroller of Public Accounts:
- (1) 3340: Land Easements
 - (2) 3341: Grazing Lease Rental
 - (3) 3344: Sand, Shell, Gravel, Timber Sales
 - (4) 3349: Land Sales
 - (5) 3746: Rental of Lands/Miscellaneous Land Income
 - (6) 3747: Rental - Other
 - (7) 3851: Interest on State Deposits and Treasury Investments - General, Non-Program
- b. **Appropriation authority and accounting for Texas Capital Trust Fund Account No. 543.** For the purpose of revenue classification for expending and depositing certain collections related to the Texas Capital Trust Fund Account No. 543, ABEST Method of Finance Code 543 shall be used to report expenditures and request legislative appropriations from collections/deposits made by the departments to the identified Revenue Object Codes above. Appropriations of the Texas Capital Trust Fund Account No. 543 are limited to the amounts identified above.

Sec. 19. Mental Health (MH) and Intellectual Disability (ID) Medicare Receipts.

- a. For the purposes of this section and appropriation authority, MH and ID Medicare Receipts are classified as deposits in Revenue Object Code 3634 that are collected by the Department of State Health Services and the Department of Aging and Disability Services as payment for:

**SPECIAL PROVISIONS RELATING TO
ALL HEALTH AND HUMAN SERVICES AGENCIES**
(Continued)

- (1) hospital, physician and other services rendered to Medicare-eligible individuals in state hospitals and state supported living centers operated by the departments;
 - (2) cost settlements for services rendered in state hospitals and state supported living centers operated by the department as authorized by the Tax Equity and Fiscal Responsibility Act of 1982 (TEFRA); and
 - (3) prescription drugs reimbursed through the Medicare, Part D, prescription drug program.
- b. **Accounting and Reporting.** Amounts defined as MH and ID Medicare Receipts shall be deposited into the General Revenue Fund according to the identified Comptroller Revenue Object Code above. The departments shall report monthly to the Legislative Budget Board, Comptroller of Public Accounts and Governor on MH and ID Medicare Receipts collections by Comptroller Revenue Object Code, expenditures and anticipated revenues and balances.
- c. **Mental Health Medicare Receipts.** Included in the General Revenue Funds appropriated above to the Department of State Health Services in Strategy C.1.3, Mental Health State Hospitals, is \$22,946,617 per year for the 2016-17 biennium, contingent upon generation of funds from MH Medicare Receipts collections. These funds shall be expended as collected and only within Strategy C.1.3, Mental Health State Hospitals. Appropriations made elsewhere in this Act for employee benefits include approximately \$3,553,383 per year from MH Medicare Receipts. MH Medicare Receipts collections above \$26,500,000 per year (excluding any amounts needed to comply with Article IX, Sec. 6.08, Benefits Paid Proportional by Fund) are hereby appropriated as Method of Financing Code 8034 - MH Medicare Receipts (General Revenue Funds) to the department for expenditures in Strategy C.1.3, Mental Health State Hospitals, pursuant to the limitations of this provision.
- d. **Disability Medicare Receipts.** Included in the GR Match for Medicaid Funds appropriated above to the Department of Aging and Disability Services in Strategy A.8.1, State Supported Living Centers, is \$16,350,000 per year for the 2016-17 biennium, contingent upon generation of funds from ID Medicare Receipts collections. These funds shall be expended as collected and only within Strategy A.8.1, State Supported Living Centers. Appropriations made elsewhere in this Act for employee benefits include approximately \$2,336,698 per year from ID Medicare Receipts. ID Medicare Receipts collections above \$18,686,698 per year (excluding any amounts needed to comply with Article IX, Sec. 6.08, Benefits Paid Proportional by Fund) are hereby appropriated as Method of Financing Code 8097 - ID Medicare Receipts (General Revenue Funds) to the department for expenditures in Strategy A.8.1, State Supported Living Centers, pursuant to the limitations of this provision.

Sec. 20. Community Centers. If the Department of State Health Services or the Department of Aging and Disability Services determine that a community center, as defined in the Texas Health and Safety Code Sec. 534.001(b), is unable or unwilling to fulfill its contractual obligations to provide services or to exercise adequate control over expenditures and assets, the departments may take necessary steps, including the appointment of a management team as authorized by Health and Safety Code, §§534.038 through 534.040 and recoupment of funds, to protect the funds appropriated under this Act and ensure the continued provision of services. Any recouped funds shall be used to achieve equity. In conjunction with the reallocation of funds, the departments shall provide a report to the Legislative Budget Board and the Governor on the amount of funds, the reasons for the recoupment, the local authorities involved, any performance contract requirements that were not met, and the purposes of the reallocation.

Sec. 21. Medicaid and Medicare Collections. The Department of State Health Services and the Department of Aging and Disability Services shall use the funds appropriated by this Act to maximize reimbursement of Medicare and Medicaid funding for all eligible individuals and for all expenditures at the state hospitals, state supported living centers, and state centers.

Sec. 22. Surplus Property. Notwithstanding Article IX Section 8.03 of this Act, in order to conserve funds appropriated, surplus personal property may be transferred from one state hospital or state supported living center to another with or without reimbursement. The Department of State Health Services and the Department of Aging and Disability Services may transfer surplus personal property from a state hospital or state supported living center to a community center, as defined in the Texas

**SPECIAL PROVISIONS RELATING TO
ALL HEALTH AND HUMAN SERVICES AGENCIES**
(Continued)

Health and Safety Code Sec. 534.001(b), with or without reimbursement. Surplus personal property belonging to any state hospital or state supported living center may be sold; provided, however, that such transfers or sales shall be made under the same procedure as provided by Government Code, Chapter 2175.

Sec. 23. Enterprise Support Services. None of the funds appropriated above shall be budgeted, assessed, or expended for enterprise support services unless the following requirements are met:

- a. **Annual Assessments.** The Executive Commissioner of the Health and Human Services Commission shall submit to the Legislative Budget Board and the Governor, by September 1 of each fiscal year, a report that indicates the amounts assessed for enterprise support services for the new and two prior fiscal years. The report shall include the following information at both the agency and enterprise levels:
 - (1) amounts by service category; and
 - (2) amounts by major fund type.
- b. **Annual Expenditures.** No later than October 1 of each year, the Executive Commissioner shall submit to the Legislative Budget Board and the Governor a report that provides information about actual annual expenditures for enterprise support services for the two prior fiscal years. The report shall include the following information at both the agency and enterprise levels:
 - (1) amounts by service category; and
 - (2) amounts by major fund type.

The reports shall be prepared in a format approved by the Legislative Budget Board.

- c. **Anticipated Increases.** The Executive Commissioner shall notify the Legislative Budget Board and the Governor in a timely manner about anticipated increases that would exceed the amounts reported in section (a) by more than \$1,000,000 during the fiscal year.
- d. **Requests-to-Exceed.** The Executive Commissioner shall notify the Legislative Budget Board and the Governor about the anticipated impact of requests-to-exceed on enterprise support service category assessments, by agency and method-of-financing.

The information requested above shall be prepared and submitted in a format approved by the Legislative Budget Board.

The Comptroller of Public Accounts shall not allow the expenditure of funds for an increased assessment if the Legislative Budget Board provides notification to the Comptroller of Public Accounts that the requirements of this provision have not been satisfied.

Sec. 24. Maximum Security Salaries. As a specific exception to the General Provisions of this Act governing salary rates of classified positions, funds are included elsewhere in this Act for the Department of State Health Services and the Department of Aging and Disability Services to pay employees working in designated Maximum Security Units or designated specialized Behavioral Management Units of state hospitals and state supported living centers up to a 6.8 percent increase over those salary rates provided by the General Provisions.

Sec. 25. Fire Prevention and Safety. In instances in which regular employees of state hospitals and state supported living centers located in remote areas are assigned extra duties in fire prevention programs, the following payments are authorized in addition to the salary rates stipulated by the General Provisions of this Act relating to the position classifications and assigned salary ranges:

Fire Chief	\$ 75 per month
Assistant Fire Chief	\$ 65 per month
Fire Brigade Member	\$ 50 per month

**SPECIAL PROVISIONS RELATING TO
ALL HEALTH AND HUMAN SERVICES AGENCIES**
(Continued)

Sec. 26. Patient or Client Assistance. Subject to the approval of rules and regulations of the Department of State Health Services and the Department of Aging and Disability Services, patients or clients in any state hospital or state supported living center who are assisting in the operation of the facility as part of their therapy, may receive compensation out of any funds available to the respective facilities.

Sec. 27. Barber and Cosmetology Services. The Department of State Health Services and the Department of Aging and Disability Services may be reimbursed for barber and cosmetology services in state hospitals and state supported living centers provided the reimbursement is consistent with an individual's ability to pay. These reimbursements are appropriated above to the departments to offset the cost of providing barber and cosmetology services. The departments may also use patient benefit funds to offset the cost of these services for indigent clients.

Sec. 28. Language Interpreter Services. In order to compensate employees of health and human service agencies for assuming the duty of providing interpreter services to consumers whose primary language is not English, health and human service agencies, upon written authorization of the appropriate agency commissioner or his/her designee, may, from funds appropriated above, increase the salary of classified employees by an amount equal to a one step increase, or 3.25 percent, so long as the resulting salary rate does not exceed the rate designated as the maximum rate for the applicable salary group. This increase shall be granted only for the regular provision of interpreter services above and beyond the regular duties of the position, and shall be removed when these services are, for whatever reason, no longer provided by the employee or when they are no longer needed by the facility. Salary increases provided for this purpose are not merit increases and shall not affect an employee's eligibility to receive a merit increase. This authorization also includes employees who provide interpreter services in American Sign Language.

Sec. 29. State-Owned Housing. The Superintendent, Medical Director, Assistant Superintendent for Programs, and Director of Plant Maintenance at each state hospital and the Director, Medical Director, Assistant Director for Programs, and Director of Plant Maintenance at each state supported living center are authorized to live in state-owned housing at a rate determined by the Department of State Health Services or the Department of Aging and Disability Services. Other department employees may live in state-owned housing as set forth in Article IX, State Owned Housing, of this Act. Fees for employee housing are appropriated above to be used for maintaining employee housing.

Sec. 30. Collection of Fees from the Copyright of Training Materials and Patent of Technologies Developed. Pursuant to §12.020 of the Health and Safety Code, the Health and Human Services Commission may collect the following fees relating to mental health and intellectual disability program activities:

- a. Fees from the sale of written training materials, video tapes, audio tapes and in the form of electronic media, such materials having been developed in part or whole by the commission; and
- b. Licensing fees collected by the department in exchange for allowing individuals and companies to use any patented technology developed, in part or in whole, by the commission.

The commission may license the use of any copyright-protected material, trademark, trade secrets, and any patented technology relating to mental health or intellectual disability program activities. The authorization provided under this provision does not include any mineral royalties. Fees collected in the sale of training materials described under (a) above may be in excess of the actual reproduction cost incurred by the commission and shall be used to recoup the costs associated with developing the training materials. Fifty percent of the fees collected in licensing of any patented technology shall be devoted to further research and development of technologies reasonably believed to be of assistance to priority populations. The remaining 50 percent shall be deposited to the General Revenue Fund.

Sec. 31. Professional Trainees and Interns. The Department of State Health Services and the Department of Aging and Disability Services may compensate professional trainees or interns in recognized educational programs related to the provision of mental health or intellectual disability services, radiation control, or any critical health care profession as determined by the Health and Human Services Executive Commissioner at any salary rate not to exceed the following amounts:

**SPECIAL PROVISIONS RELATING TO
ALL HEALTH AND HUMAN SERVICES AGENCIES**

(Continued)

Psychiatrist Interns	\$3,548 per month
Physician Interns	\$3,042 per month
Psychologist Trainees	\$2,859 per month
Registered Nurse Trainees	\$2,387 per month
Chaplain Interns	\$2,247 per month
Physical, Occupational, or Registered Therapist Trainees	\$2,117 per month
Social Worker Trainees	\$1,998 per month
Medical Technologist Trainees	\$1,998 per month
Licensed Vocational Nurse Trainees	\$1,785 per month
Health Physicist Interns	\$2,247 per month
Health Physicist Trainees	\$1,686 per month

Sec. 32. Contingency for House Bill 7 and Use of Trauma Fund Receipts.² a. In an effort to maximize the availability of Federal Funds under the Title XIX Medical Assistance Program for the purpose of providing reimbursement for uncompensated trauma care at designated facilities, the Department of State Health Services (DSHS) and the Health and Human Services Commission (HHSC) shall enter into an interagency contract to allow for the transfer of funds from General Revenue-Dedicated Designated Trauma Facility and EMS Account No. 5111, from DSHS to HHSC for this purpose. This interagency contract would allow for the transfer of the Account No. 5111 funds to the extent that the use of these funds in this manner would not reduce reimbursements that otherwise would have been provided for uncompensated trauma care to designated facilities.

b. Contingent on enactment of House Bill 7, or similar legislation by the Eighty-fourth Legislature, Regular Session, transferring revenue from the General Revenue-Dedicated Regional Trauma Account No. 5137 to the General Revenue-Dedicated Designated Trauma Facility and EMS Account No. 5111, an amount estimated to be \$33,576,469 in fiscal year 2016 and an amount estimated to be \$33,576,469 in fiscal year 2017 is appropriated out of the General Revenue-Dedicated Designated Trauma Facility and EMS Account No. 5111 to the Department of State Health Services, Strategy B.3.1, EMS & Trauma Care Systems. Of that amount, an estimated \$32,233,410 is to be transferred annually through the interagency contract to HHSC to provide an add-on payment for trauma care.

c. The amount of \$32,233,410 included above is in addition to the annual amount of \$44,266,590 appropriated to DSHS to be transferred to HHSC to provide an add-on payment for trauma care. The total estimated annual amount is \$76,500,000 in General Revenue-Dedicated Designated Trauma Facility and EMS Account No. 5111 to be used for this interagency contract. HHSC shall develop a methodology to implement increased reimbursements for trauma care providers. The amount of the reimbursements, including Federal Funds, is estimated to be \$178,780,089 in All Funds in fiscal year 2016 and \$176,715,177 in All Funds in fiscal year 2017. The expenditure of funds identified in this rider that are not used for increased reimbursements for trauma care providers shall require prior approval by the Legislative Budget Board.

d. If funds are not available in the amount appropriated from General Revenue-Dedicated Designated Trauma Facility and EMS Account No. 5111 in this Act, the amounts listed in section (b) shall be reduced by the amount that funds are less than appropriations.

Sec. 33. Donations from Individuals, Community Groups and Volunteer Services Councils. It is expressly provided that the Department of State Health Services and the Department of Aging and Disability Services, in accordance with §533.001 of the Health and Safety Code and to the extent permitted by law, may accept donations for permanent improvements at the state hospitals and the state supported living centers from individuals, community groups and local Volunteer Services Councils. Such funds are not subject to limitations on capital budget expenditures as contained in Article IX or any other similar provisions in this Act. Permanent improvements are defined as an improvement to a state facility that involves construction, building system(s), and/or landscaping.

Sec. 34. Efficiencies at Local Mental Health Authorities and DADS Local Authorities. It is the intent of the Legislature that the local mental health authorities and DADS local authorities that receive allocations from the funds appropriated above to the Department of Aging and Disability Services and the Department of State Health Services shall maximize the dollars available to provide services by minimizing overhead and administrative costs and achieving purchasing efficiencies. Among the strategies that should be considered in achieving this objective are consolidations among local authorities and partnering among local authorities on administrative, purchasing, or service delivery functions where such partnering may eliminate redundancies or promote economies of scale. The

**SPECIAL PROVISIONS RELATING TO
ALL HEALTH AND HUMAN SERVICES AGENCIES**
(Continued)

Legislature also intends that each state agency which enters into a contract with or makes a grant to local authorities does so in a manner that promotes the maximization of third party billing opportunities, including to Medicare and Medicaid.

It is the Legislature's intent that DADS local authorities not expend funds appropriated to the Department of Aging and Disability Services in Strategies A.1.1, Intake, Access & Eligibility, and A.4.2, Intellectual Disability Community Services, to supplement the rate-based payments they receive to fund their costs as providers of waiver or ICF/IID services.

Sec. 35. Limitation on Unexpended Balances: General Revenue for Medicaid. Unexpended balances in General Revenue Funds appropriated for the Medicaid program (GR Match for Medicaid and GR Certified as Match for Medicaid) to the Health and Human Services Commission, the Department of Aging and Disability Services, and the Department of State Health Services for fiscal year 2016 are appropriated for the same purposes to the respective agencies for fiscal year 2017 only upon prior written approval by the Legislative Budget Board and the Governor.

For authorization to expend the funds, an agency shall submit a written request to the Legislative Budget Board and the Governor by August 31, 2016. At the same time, the agency shall provide a copy of the request to the Comptroller of Public Accounts. The request must be organized by fiscal year as follows:

- a. The following information shall be provided for fiscal year 2016:
 - (1) a detailed explanation of the cause(s) of the unexpended balance(s);
 - (2) the amount of the unexpended balance(s) by strategy; and
 - (3) an estimate of performance levels and, where relevant, a comparison to targets in this Act.
- b. The following information shall be provided for fiscal year 2017:
 - (1) a detailed explanation of the purpose(s) for which the unexpended balance(s) will be used and whether the expenditure will be one-time or ongoing;
 - (2) the amount of the expenditure by strategy;
 - (3) an estimate of performance levels and, where relevant, a comparison to targets in this Act; and
 - (4) the capital budget impact.

Additional information requested by the Legislative Budget Board or the Governor should be provided in a timely manner. The request and information provided subsequently shall be prepared in a format specified by the Legislative Budget Board.

The request shall be considered to be approved unless the Legislative Budget Board or the Governor issues a written disapproval within 15 business days of the date on which the staff of the Legislative Budget Board concludes its review of the proposal to expend the funds and forwards its review to the Chair of the House Appropriations Committee, Chair of the Senate Finance Committee, Speaker of the House, and Lieutenant Governor. Any requests for additional information made by the Legislative Budget Board shall interrupt the counting of the 15 business days.

The Comptroller of Public Accounts shall not allow the use of unexpended balances if the Legislative Budget Board provides notification to the Comptroller of Public Accounts that the requirements of this provision have not been satisfied.

The agencies are authorized to make a one-time adjustment to the amount of the unexpended balance, contingent on providing prior notification to the Legislative Budget Board and the Governor by October 31, 2016.

**SPECIAL PROVISIONS RELATING TO
ALL HEALTH AND HUMAN SERVICES AGENCIES**
(Continued)

Sec. 36. Appropriation of Receipts: Civil Monetary Damages and Penalties. Included in the amounts appropriated above for the 2016-17 biennium are the following:

- a. \$1,414,870 in General Revenue Match for Medicaid for the Health and Human Services Commission;
- b. \$780,000 in General Revenue for the Department of State Health Services;
- c. \$0 in General Revenue Match for Medicaid for the Department of Aging and Disability Services (DADS).

These amounts are contingent upon the collection of civil monetary damages and penalties under Human Resources Code §§32.021 and 32.039, and Health and Safety Code §431.0585. Any amounts collected above these amounts by the respective agency are hereby appropriated to the respective agency in amounts equal to the costs of the investigation and collection proceedings conducted under those sections, and any amounts collected as reimbursement for claims paid by the agency. For DADS, any amount collected above this amount is to be applied to the protection of health and property of residents in nursing facilities in accordance with 42 U.S. Code §1396r(h)(2)(a)(ii) and Human Resources Code §32.021(g) subject to the approval of the Centers for Medicare and Medicaid Services.

Sec. 37. Transfer Authority Related to STAR Kids.

- a. Notwithstanding the limitations on transfer authority in Special Provisions Relating to All Health and Human Services Agencies, Section 10 and Article IX, Section 14.01 and contingent on implementation of the STAR Kids program, or other mandatory capitated managed care program for children with disabilities, the Executive Commissioner of the Health and Human Services Commission (HHSC) may transfer General Revenue Funds and Federal Funds appropriated to the Department of Aging and Disability Services (DADS) in fiscal year 2017 in Strategy A.3.4, Medically Dependent Children Program and Strategy A.6.4, Promoting Independence Services to HHSC, Strategy B.1.1, Aged and Medicare-Related and Strategy B.1.2, Disability-Related. Transfer from DADS is limited to amounts necessary to provide services previously available from the Medically Dependent Children Program through a capitated managed care program. Additionally, transfer from DADS Strategy A.6.4, Promoting Independence Services may not exceed \$21,896,687 in General Revenue Funds and \$28,681,915 in Federal Funds (\$50,578,603 in All Funds). HHSC shall notify the Legislative Budget Board and Governor's Office of the actual transfer amounts and estimated impact on performance measures at least thirty days prior to transferring funds.
- b. Notwithstanding the limitations on transfer authority in Special Provisions Relating to All Health and Human Services Agencies, Section 10 and Article IX, Section 14.01 and contingent on implementation of the STAR Kids program, or other mandatory capitated managed care program for children with disabilities, the Executive Commissioner of the Health and Human Services Commission (HHSC) may transfer General Revenue Funds and Federal Funds appropriated to the Department of State Health Services (DSHS) in fiscal year 2017 in Strategy B.2.4, NorthSTAR to HHSC, Strategy B.1.1, Aged and Medicare-Related and Strategy B.1.2, Disability-Related. Transfer from DSHS is limited to amounts necessary to provide services previously available from NorthSTAR through a capitated managed care program at HHSC. The transfer from DSHS Strategy B.2.4, NorthSTAR, may not exceed \$910,382 in General Revenue Funds and \$1,206,886 in Federal Funds (\$2,117,168 in All Funds) without the prior written approval of the Legislative Budget Board and the Governor. HHSC shall notify the Legislative Budget Board and Governor's Office of the actual transfer amounts and estimated impact on performance measures at least thirty days prior to transferring funds. To transfer an amount in excess of that listed above, HHSC shall submit a written request to the Office of the Governor and the Legislative Budget Board.

Sec. 38. Appropriation of Unexpended Balances: Funds Recouped from Local Authorities.

Notwithstanding other provisions of this Act, any state funds appropriated for fiscal year 2016 recouped by the Department of Aging and Disability Services (DADS) or the Department of State Health Services from a local mental health authority or DADS local authority for failing to fulfill its performance contract with the State, are hereby appropriated to the respective agency for the same strategy, to reallocate to other local mental health authorities or DADS local authorities in fiscal year 2017.

**SPECIAL PROVISIONS RELATING TO
ALL HEALTH AND HUMAN SERVICES AGENCIES**
(Continued)

Each agency shall provide a report to the Legislative Budget Board and the Governor by June 1, 2016 that includes the amount of the recoupment by strategy, the reasons for the recoupment, the local authorities involved, any performance contract requirements that were not met, and the purposes of the reallocation.

Sec. 39. Transfer Authority Related to the Texas Home Living Waiver. Notwithstanding the limitations on transfer authority in Special Provisions Relating to All Health and Human Services Agencies, Section 10 and Article IX, Section 14.01 and contingent on the transition of Medicaid program benefits for persons enrolled in the Texas Home Living Waiver to the STAR+PLUS program, or other capitated managed care program, the Executive Commissioner of the Health and Human Services Commission (HHSC) may transfer General Revenue Funds and Federal Funds appropriated to the Department of Aging and Disability Services (DADS) in fiscal year 2017 in Strategy A.3.5, Texas Home Living Waiver to HHSC, Strategy B.1.1, Aged and Medicare-Related and Strategy B.1.2, Disability-Related. Transfer is limited to amounts necessary to provide services previously available from the Texas Home Living Waiver through a capitated managed care program. Should HHSC decide to continue operation of the Texas Home Living Waiver for purposes of providing services not available under managed care, amounts sufficient to provide those services should be retained in DADS Strategy A.3.5, Texas Home Living Waiver. HHSC shall notify the Legislative Budget Board and Governor's Office of the actual transfer amounts and estimated impact on performance measures at least thirty days prior to transferring funds.

Sec. 40. Appropriation Authority for Intergovernmental Transfers.

- a. In addition to funds appropriated above and in an effort to maximize the receipt of federal Medicaid funding, the Health and Human Services Commission and the Department of Aging and Disability Services may expend intergovernmental transfers (IGTs) received as Appropriated Receipts-Match for Medicaid for the purpose of matching Medicaid Federal Funds for payments to Medicaid providers.
- b. For authorization to expend the funds, HHSC shall submit a written request to the Legislative Budget Board and the Governor. At the same time, the agency shall provide a copy of the request to the Comptroller of Public Accounts. The request shall include information regarding the strategy allocation of the IGT, the amount requested in each fiscal year, the All Funds impact to the budget, the impact to the rate or premium for which the IGT will be used (subject to Special Provisions, Section 44 approval), and the specific purpose and program for which the funds will be used. The request must also include a copy of a written agreement from the governmental entity that is transferring the funds that the funding be spent in the manner for which it is being requested.

The request shall be considered to be approved unless the Legislative Budget Board or the Governor issues a written disapproval within 30 business days of the date on which the staff of the Legislative Budget Board concludes its review of the proposal to expend the funds and forwards its review to the Chair of the House Appropriations Committee, Chair of the Senate Finance Committee, Speaker of the House, and Lieutenant Governor. Any requests for additional information made by the Legislative Budget Board shall interrupt the counting of the 30 business days.

The Comptroller of Public Accounts shall not allow the use of the funds if the Legislative Budget Board provides notification to the Comptroller of Public Accounts that the requirements of this provision have not been satisfied.

Sec. 41. HHS Office Consolidation and Co-location. No funds appropriated under this Act may be expended for Health and Human Services Commission or health and human services agencies listed in Chapter 531, Government Code, for office or building space leased by the Texas Facilities Commission (TFC) on behalf of these agencies where the determination has been made that the leased space is no longer needed due to: 1) a change in client demographics resulting in the ability to relocate staff to other locations, 2) a change in service delivery model or improvement in business processes, or 3) consolidations of office or building space to achieve cost or operational efficiencies. Prior to vacating any space and asking TFC to cancel a lease, HHSC will perform subsections (a) and (b) below:

**SPECIAL PROVISIONS RELATING TO
ALL HEALTH AND HUMAN SERVICES AGENCIES**
(Continued)

- a. Conduct an evaluation of the space to be vacated and document the factors that substantiate the decision to vacate the space. This evaluation may include client demographics, employee usage and travel status, facility costs, facility location, facility condition, Texas Accessibility Standards, and safety.
- b. Provide written notification to the Texas Facility Commission at least 270 days prior to the date of the lease cancellation. At the same time, HHSC shall provide notification to the Legislative Budget Board and the Governor's office of the intent to terminate a lease and the anticipated savings to be realized from consolidation and efficiencies.
- c. The Executive Commissioner is authorized, contingent upon approval from the Legislative Budget Board and the Governor, to utilize any of the freed-up General Revenue Funds or Other Funds reported under section (b) or funds freed up because of business process improvements or cost saving initiatives within eligibility operations for the purposes of reinvesting in improved business practices and technology modernization projects that promote more efficient use of space, state staff and resources across the HHS system.
- d. To request approval to utilize the freed-up funding for purposes under section (c), HHSC shall submit a written request to the Legislative Budget Board and the Governor. At the same time, the agency shall provide a copy of the request to the Comptroller of Public Accounts. The request shall include the following information:
 - (1) a detailed explanation of the project to be undertaken and the efficiencies to be realized;
 - (2) the names of the originating and receiving strategies and agencies and the method of financing for each strategy by fiscal year;
 - (3) an estimate of performance levels and, where relevant, a comparison to targets included in this Act for both the originating and the receiving strategies; and
 - (4) the capital budget impact.
- e. The request shall be considered to be approved unless the Legislative Budget Board or the Governor issues a written disapproval within 30 business days of the date on which the staff of the Legislative Budget Board concludes its review of the proposal to expend the funds and forwards its review to the Chair of the House Appropriations Committee, Chair of the Senate Finance Committee, Speaker of the House, and Lieutenant Governor. Any requests for additional information made by the Legislative Budget Board shall interrupt the counting of the 30 business days.
- f. The Comptroller of Public Accounts shall not allow the transfer of funds authorized by the above subsection if the Legislative Budget Board provides notification to the Comptroller of Public Accounts that the requirements of this provision have not been satisfied.

Sec. 42. Waiver Program Cost Limits.

- a. Individual Cost Limits for Waiver Programs. It is the intent of the Legislature that the Department of Aging and Disability Services and Health and Human Services Commission comply with the cost-effectiveness requirements of the Centers for Medicare and Medicaid Services and set the individual cost limit for each waiver program as follows:
 - (1) Medically Dependent Children Program: 50 percent of the reimbursement rate that would have been paid for that same individual to receive services in a nursing facility on August 31, 2010;
 - (2) Community Living Assistance and Support Services Program: The fixed amount of \$114,736.07 based on historical annualized per capita cost of providing services in an ICF/IID to an individual qualifying for an ICF/IID Level of Care VIII;

**SPECIAL PROVISIONS RELATING TO
ALL HEALTH AND HUMAN SERVICES AGENCIES**
(Continued)

- (3) Deaf-Blind with Multiple Disabilities Program: The fixed amount of \$114,736.07 based on historical annualized per capita cost of providing services in an ICF/IID to an individual qualifying for an ICF/IID Level of Care VIII;
- (4) Home and Community-based Services Program: 200 percent of the reimbursement rate that would have been paid for that same individual to receive services in an ICF/IID on August 31, 2010; and
- (5) STAR+PLUS Community-Based Alternatives: 202 percent of the reimbursement rate that would have been paid for that same individual to receive services in a nursing facility.

b. Use of General Revenue Funds for Services.

- (1) Out of funds appropriated for the waiver programs identified above, and subject to the terms of subsection (c) below, the department and commission are authorized to use General Revenue Funds to pay for services if:
 - (i) the cost of such services exceeds the individual cost limit specified in a medical assistance waiver program listed above;
 - (ii) federal financial participation is not available to pay for such services; and
 - (iii) department or commission determines that:
 - (a) the person's health and safety cannot be protected by the services provided within the individual cost limit established for the program; and
 - (b) there is no other available living arrangement in which the person's health and safety can be protected at that time, as evidenced by:
 - (i) an assessment conducted by clinical staff of the department or commission; and
 - (ii) supporting documentation, including the person's medical and service records.
- (2) Out of funds appropriated under this Article for the waiver programs identified above, and subject to the terms of subsection (c) below, the department and commission are authorized to use General Revenue Funds to continue to provide services to a person who was receiving medical assistance waiver program services on September 1, 2005, at a cost that exceeded the individual cost limit specified in the medical assistance waiver program, if:
 - (i) federal financial participation is not available to pay for such services; and
 - (ii) continuation of those services is necessary for the person to live in the most integrated setting appropriate to the needs of the person.
- (3) Authority provided in (b) above is contingent upon the agency submitting a report in writing to the Legislative Budget Board and Governor on October 1 of each year of the biennium. The report shall include the number of clients by program which exceeds cost limits and the unmatched General Revenue associated with each by fiscal year.

Sec. 43. Rate Limitations and Reporting Requirements. Notwithstanding other provisions of this Act, the use of appropriated funds for a rate paid by a health and human services agency in Article II of this Act shall be governed by the specific limitations included in this provision.

For purposes of this provision, "rate" is defined to include all provider reimbursements (regardless of methodology), including for oral medications, that account for significant expenditures made by a health and human services agency in Article II of this Act. "Fiscal impact" is defined as an increase in expenditures due to either a rate change or establishment of a new rate, including the impact on all affected programs. Additionally, estimates of fiscal impacts should be based on the most current

**SPECIAL PROVISIONS RELATING TO
ALL HEALTH AND HUMAN SERVICES AGENCIES**
(Continued)

caseload forecast submitted by the Health and Human Services Commission (HHSC) pursuant to other provisions in this Act and should specify General Revenue-related Funds, TANF Federal Funds, and All Funds. Fiscal estimates that impact multiple risk groups may be reported at an aggregate level and acute care services may be reported by rate category.

a. **Notification of Change to Managed Care Rates.**

- (1) No later than 45 calendar days prior to implementation of a change to premium rates for managed care organizations (MCO) contracting with HHSC, the Executive Commissioner of the HHSC shall submit the following information in writing to the Legislative Budget Board, the Governor, and the State Auditor:
 - (i) a schedule showing the original and revised rate, which should include information on the rate basis for the MCO reimbursements to providers;
 - (ii) a schedule and description of the rate-setting process for all rates listed for subsection (1); and
 - (iii) an estimate of the fiscal impact, by agency and by fiscal year, including the amount of General Revenue Funds, TANF Federal Funds, and All Funds for each rate change listed for subsection (1).
- (2) Within seven days of the submission requirements listed above in subsections (i) through (iii), the Executive Commissioner of the HHSC shall submit a schedule identifying an estimate of the amount of General Revenue Funds, TANF Federal Funds, and All Funds by which expenditures at such rate levels would exceed appropriated funding.

b. **Quarterly Notification.** With the exception of statutorily required pricing updates on oral medications, and on a quarterly basis, HHSC shall provide notice of changed rates for:

- (1) new procedure codes required to conform to Federal Healthcare Common Procedure Coding System (HCPCS) updates;
- (2) revised rates occurring as a result of a biennial calendar fee review;
- (3) any rate change estimated to have an annual fiscal impact of less than \$500,000 in General Revenue-related Funds or TANF Federal Funds; and
- (4) Any rate change for which approval is obtained under section (c).

c. **Limitation on Rates that Exceed Appropriated Funding.** With the exception of those rates specified in subsections (1) - (3) of section (b), Quarterly Notification, no health and human services agency in Article II of this Act, may pay a rate that would result in expenditures that exceed, in any fiscal year, the amounts appropriated by this Act to a strategy for the services to which the rate applies without the prior written approval of the Legislative Budget Board and the Governor.

To request authorization for such a rate, the Executive Commissioner of the HHSC shall submit a written request to the Legislative Budget Board and the Governor. At the same time, the agency shall provide a copy of the request to the Comptroller of Public Accounts. The request shall include the following information:

- (1) a list of each new rate and/or the existing rate and the proposed changed rate;
- (2) an estimate of the fiscal impacts of the new rate and/or rate change, by agency and by fiscal year; and
- (3) the amount of General Revenue Funds, TANF Federal Funds, and All Funds, by fiscal year, by which each rate would exceed appropriated funding for each fiscal year.

**SPECIAL PROVISIONS RELATING TO
ALL HEALTH AND HUMAN SERVICES AGENCIES**

(Continued)

The request shall be considered to be approved unless the Legislative Budget Board or the Governor issues a written disapproval within 15 business days of the date on which the staff of the Legislative Budget Board concludes its review of the request for authorization for the rate and forwards its review to the Chair of the House Appropriations Committee, Chair of the Senate Finance Committee, Speaker of the House, and Lieutenant Governor. Any requests for additional information made by the Legislative Budget Board shall interrupt the counting of the 15 business days.

- d. Additional information requested by the Legislative Budget Board or the Governor should be provided in a timely manner. Notifications, requests and information provided subsequently shall be prepared in a format specified by the Legislative Budget Board.
- e. The Office of the State Auditor may review the fiscal impact information provided under sections (a) through (c) along with supporting documentation, supporting records, and justification for the rate increase provided by the Health and Human Services Commission and report back to the Legislative Budget Board and the Governor before the rate is implemented by the Health and Human Services Commission or operating agency.
- f. The Comptroller of Public Accounts shall not allow the expenditure of funds for a new or increased rate if the Legislative Budget Board provides notification to the Comptroller of Public Accounts that the requirements of this provision have not been satisfied.

Sec. 44. Program of All-inclusive Care for the Elderly (PACE).

- a. **Expansion of PACE Sites.** The Department of Aging and Disability Services (DADS) may use funds appropriated in Strategy A.5.1, Program of All-inclusive Care for the Elderly (PACE) to add up to three additional PACE sites, each serving up to 150 participants beginning in fiscal year 2016.
- b. **Additional Participants at Existing PACE Sites.** DADS may use funds appropriated in Strategy A.5.1, Program of All-inclusive Care for the Elderly (PACE) to serve up to 195 additional participants at the existing PACE sites in Amarillo, Lubbock, and El Paso.
- c. **Funding for Additional Sites and Participants.** Notwithstanding Department of Aging and Disability Services, Rider 7; Special Provisions Relating to All Health and Human Services Agencies, Section 10; and Article IX, Section 14.01, if funds appropriated elsewhere in this Act to DADS in Strategy A.5.1, Program of All-inclusive Care for the Elderly (PACE) are not sufficient to pay for services described in subsections (a) and/or (b), the Health and Human Services Commission (HHSC) shall transfer funds from Goal B, Medicaid, Strategy B.1.1, Aged and Medicare-related, or Goal B, Medicaid, Strategy B.1.2, Disability-Related, in an amount not to exceed \$2,523,773 in General Revenue Funds in fiscal year 2016 and \$7,230,039 in General Revenue Funds in fiscal year 2017. The Executive Commissioner of HHSC must certify that funds appropriated to DADS in Strategy A.5.1, Program of All-inclusive Care for the Elderly (PACE) were insufficient due to an increase in the number of participants served, not due to an increase in rates for existing PACE sites. The Executive Commissioner of HHSC shall provide written notification to the Legislative Budget Board and the Governor of the certification and the transfer amounts within 30 business days of the date on which any transfer occurs.
- d. **Additional Funding for PACE program.** Should transfer authority provided in subsection (c) be insufficient to serve the increase in participants described by subsection (a) and/or (b), the Executive Commissioner of HHSC shall submit a written request to the Legislative Budget Board and the Governor for approval to transfer additional funds from HHSC Goal B, Medicaid, Strategy B.1.1, Aged and Medicare-related, or Goal B, Medicaid, Strategy B.1.2, Disability-Related to DADS Strategy A.5.1, Program of All-inclusive Care for the Elderly (PACE). The request shall be considered to be approved unless the Legislative Budget Board or the Governor issues a written disapproval within 30 business days of the date on which the staff of the Legislative Budget Board concludes its review of the request and forwards its review to the Chair of the House Appropriations Committee, Chair of the Senate Finance Committee, Speaker of the House, and Lieutenant Governor. Any requests for additional information made by the Legislative Budget Board shall interrupt the counting of the 30 business days.

**SPECIAL PROVISIONS RELATING TO
ALL HEALTH AND HUMAN SERVICES AGENCIES**
(Continued)

Sec. 45. Early Elective Deliveries. Out of funds appropriated elsewhere in this Act, the Health and Human Services Commission, and the Department of State Health Services shall take steps to improve data and oversight to reduce the rate of early elective deliveries in Texas, including:

- a. The Department of State Health Services shall modify the methodology they use to estimate the rate of early elective deliveries in Texas to include the use of administrative claims data for all payer types contained in the Texas Health Care Information Collection data combined with birth certificate data.
- b. The Texas Health and Human Services Commission shall regularly audit claims submitted in the Texas Medicaid fee-for-service and managed care programs for obstetric delivery procedures that include a modifier indicating that the delivery was medically necessary and prior to 39 weeks of gestation.
- c. The Texas Health and Human Services Commission and the Department of State Health Services shall evaluate the effectiveness of strategies to reduce early elective deliveries using improved data and audit results and submit a report to the Legislative Budget Board and the Governor by December 1, 2016.

Sec. 46. Coordination of Interagency Nursing Facility Resident Complaint Data and Information.

- a. The Office of the Long Term Care Ombudsman shall be the state entity designated to collect, monitor, and analyze data related to all Medicaid managed care nursing facility resident complaint data regardless of the payer of services, and shall include in their annual report information and data that identifies Medicaid managed care organizations' performance at the facility level that is related to nursing facility resident complaints, including, but not limited to: (1) the source and location of the complaint, (2) the nature of complaint, (3) the disposition of complaint, (4) the length of time required to resolve the complaint, and (5) any other information and data that the Long Term Care Ombudsman identifies as relevant.
- b. Out of the funds appropriated elsewhere in the Act, the Department of Aging and Disability Services and the Health and Human Services Commission shall establish an interagency workgroup to facilitate the exchange of data and any other related information about Medicaid managed care nursing facility resident complaint data and to determine standard definitions for the data to be shared.
- c. Out of the funds appropriated to the Health and Human Services Commission (HHSC), in Goal A, Strategy A.1.2, Integrated Eligibility and Enrollment:
 1. HHSC shall collect information and data related to Medicaid managed care nursing facility resident complaint data from Medicaid managed care organizations including, but not limited to: (1) the source and location of the complaint and/or appeal, (2) the nature or category of complaint and/or appeal, (3) the disposition of complaint and/or appeal, (4) the complaint and/or appeal resolution length and entity that resolved complaint and/or appeal, (5) type of service or procedure-related to complaint and/or appeal, and other information the HHSC Office of the Ombudsman, in consultation with the Department of Aging and Disability Services Long Term Care Ombudsman, identifies as relevant.
 2. HHSC shall quarterly provide the above information to the Department of Aging and Disability Services Office of the Long Term Care Ombudsman in a format the Long Term Care Ombudsman specifies.
 3. The HHSC Office of the Ombudsman shall annually report the above Medicaid managed care nursing facility resident complaint information, including analysis of complaint data trends, and comparison of performance between managed care organizations and across time, to the executive commissioner of HHSC and the Health and Human Services Council.

**SPECIAL PROVISIONS RELATING TO
ALL HEALTH AND HUMAN SERVICES AGENCIES**

(Continued)

4. HHSC's Office of the Ombudsman shall prepare information that identifies a Medicaid managed care organization's (MCO) performance related to Medicaid managed care nursing facility resident complaints including, but not limited to: (1) the source and location of the complaint and/or appeal, (2) the nature or category of complaint and/or appeal, (3) the disposition of complaint and/or appeal, (4) the complaint and/or appeal resolution length and entity that resolved complaint and/or appeal, (5) type of service or procedure-related to complaint and/or appeal, and other information identified as relevant to a MCO beneficiary. The information shall be prepared in a consumer-friendly, printed format that allows beneficiaries to compare Medicaid managed care nursing facility resident complaint resolution performance by MCO, services provided, geographic location, and across time. The printed information shall be distributed to all respective beneficiaries of health and human service programs provided by a MCO. The information shall be distributed to beneficiaries via postal mail annually during enrollment or other predetermined mailing period.

Sec. 47. Information on Funding Provided for Attendant Wages. Appropriations made elsewhere in this Act for the 2016-17 biennium provide \$38,053,357 in General Revenue Funds (\$88,893,285 in All Funds) for an increase in the base wage of personal attendants to \$8.00 per hour in fiscal years 2016 and 2017, and include an additional \$7,485,095 in General Revenue Funds (\$17,485,309 in All Funds) for rate enhancement across community-based programs. These amounts include \$13,058,629 in General Revenue Funds (\$28,669,285 in All Funds) for the Department of Aging and Disability Services and \$32,479,823 in General Revenue Funds (\$77,709,309 in All Funds) for the Health and Human Services Commission.

Sec. 48. Targeted Wage Increases for Registered Nurses and Licensed Vocational Nurses. Out of funds appropriated above, the Department of Aging and Disability Services and the Department of State Health Services shall allocate \$4,404,298 in General Revenue Funds and \$6,607,056 in All Funds in the 2016-17 biennium for the purpose of providing wage increases for registered nurses and licensed vocational nurses in localities with the highest turnover rates.

Sec. 49. Enterprise Staff Retention Report. Out of funds appropriated above, the Health and Human Services Commission, in collaboration with the Department of Aging and Disability Services and the Department of State Health Services, shall provide a report on retention rates across these agencies. The report should include data on fill rates, turnover, the effectiveness of increased wages and salaries on retention, and outcomes quantifying the impact of the targeted wage and salaries increases, equity adjustments, career ladder tracks, and recruitment bonuses.

The commission shall submit the report not later than December 1, 2016, to the Legislative Budget Board, the Governor, and the permanent standing committees in the House of Representatives and the Senate with jurisdiction over health and human services.

Sec. 50. Informational: Women's Health Services Funding.³ Included in the appropriations for Article II are the following funding amounts specifically for women's health services and family planning by strategy, which comprise a total of \$284,562,042 in All Funds, which includes \$262,108,736 in General Revenue Funds:

- a. Health and Human Services Commission, Strategy D.2.3, Women's Health Services, Texas Women's Health Program: \$69,310,379 in All Funds (all General Revenue Funds);
- b. Health and Human Services Commission, Strategy D.2.3, Women's Health Services, Expanded Primary Health Care: \$100,000,000 in All Funds (all General Revenue Funds);
- c. Health and Human Services Commission, Strategy D.2.3, Women's Health Services, Family Planning: \$41,559,813 in All Funds, including \$37,798,357 in General Revenue Funds;
- d. Health and Human Services Commission, Strategy D.2.3, Women's Health Services, HHSC Rider 76, Women's Health Programs: \$50,000,000 in All Funds (all General Revenue Funds); and
- e. Department of State Health Services, Strategy B.1.2, Women and Children's Health Services (breast and cervical cancer screening program): \$23,691,850 in All Funds, including \$5,000,000 in General Revenue Funds.

**SPECIAL PROVISIONS RELATING TO
ALL HEALTH AND HUMAN SERVICES AGENCIES**
(Continued)

Sec. 51. Locality Pay. Out of funds appropriated above, the health and human services agencies listed in Chapter 531, Government Code are hereby authorized to pay a salary supplement, not to exceed \$1,200 per month, to each employee whose duty station is located in an area of the state in which the high cost of living is causing excessive employee turnover, as determined by the agency. This salary supplement shall be in addition to the maximum salary rate authorized for that position elsewhere in this Act. In the event that an employee so assigned works on a less than full-time basis, the maximum salary supplement shall be set on a basis proportionate to the number of hours worked.

Sec. 52. Cost of Preadmission Screening and Resident Review (PASRR). The Department of Aging and Disability Services and the Department of State Health Services shall provide a joint report by December 1, 2016, to the Legislative Budget Board and the Governor on the costs of complying with Preadmission Screening and Resident Review federal requirements. The report shall provide a ten-year funding history, starting with expenditures in fiscal year 2010, and projecting expenditures in future years. Detail on the method of finance shall be included.

Sec. 53. Access to Highly Effective Methods of Contraception. Out of funds appropriated elsewhere in this Act, the Health and Human Services Commission (HHSC) and the Department of State Health Services shall expeditiously implement program policies to increase access to long acting contraceptives. The commission shall develop provider education and training to increase access to the most effective forms of contraception, including vasectomy but excluding abortifacients or any other drug or device that terminates a pregnancy.

Sec. 54. Postpartum Depression Screening and Treatment Report. Out of funds appropriated elsewhere in this Act, the Health and Human Services Commission (HHSC), in coordination with the Department of State Health Services, shall submit a report on screening and treatment of postpartum depression. The report shall include recommendations to increase utilization of the screening and treatment within the Medicaid program, to increase the treatment of postpartum depression provided by the local mental health authorities, and to increase continuity of care.

Not later than October 1, 2016, HHSC shall submit the report to the Legislative Budget Board, the Office of the Governor, and the permanent standing committees in the House of Representatives and the Senate with jurisdiction over health and human services.

Sec. 55. Breast and Cervical Cancer Program Services. In the event that federal funds are less than appropriated to the Breast and Cervical Cancer Program at the Department of State Health Services (DSHS), it is the intent of the legislature that the Executive Commissioner transfer necessary funds to DSHS Strategy B.1.2, Women and Children's Health Services, for the Breast and Cervical Cancer Program, pursuant to the notification and approval requirements contained in other provisions, prior to suspending services.

Sec. 56. Health Insurance Providers Fee.⁴ Included in amounts appropriated elsewhere in this Act is \$244,219,902 in General Revenue Funds (\$618,627,066 in All Funds) to reimburse managed care organizations for payment of the Health Insurance Providers Fee pursuant to Section 9010 of the Affordable Care Act and associated federal income tax. Contingent upon a judgment of the Supreme Court of the United States declaring Section 9010 unconstitutional, enactment of federal law repealing Section 9010, or judgment of the Supreme Court of the United States or enactment of federal law amending Section 9010 to make reimbursement of the fee optional for states, the Health and Human Services Commission and Department of State Health Services shall cease any reimbursements to managed care organizations for payment of the fee and tax. Any amounts identified in this section that remain unexpended shall lapse to the treasury at the end of the fiscal year.

Sec. 57. Contingency for Senate Bill 208.⁵ Contingent on the enactment of SB 208, or similar legislation relating to the continuation and functions of the Texas Workforce Commission, by the Eighty-fourth Legislature, Regular Session, the following amounts are included in appropriations elsewhere in Article II of this Act.

- a. \$5,031,368 in General Revenue Funds in fiscal year 2017 at the Health and Human Services Commission (HHSC) in Strategy A.2.1, Consolidated System Support, to support the HHSC cost allocation plan.

**SPECIAL PROVISIONS RELATING TO
ALL HEALTH AND HUMAN SERVICES AGENCIES**
(Continued)

1. Notwithstanding the general transfer provisions of this Act, the Executive Commissioner of the Health and Human Services Commission is authorized to make transfers of this general revenue funding within and between health and human services agencies as listed in Chapter 531, Government Code, in order to ensure funding is appropriately allocated to each HHS agency that is subject to assessments for enterprise support services.
 2. The Executive Commissioner of the Health and Human Services Commission shall submit written notification to the Legislative Budget Board and the Governor at least 30 days prior to the transfer, which includes the names of originating and receiving strategies and the method of financing for each strategy by fiscal year. Annual assessments and expenditures related to these costs will be reported under the requirements in HHS Special Provisions, Sec. 40 Enterprise Support Services.
- b. \$2,024,328 in General Revenue Funds in fiscal year 2017 at the Department of Assistive and Rehabilitative Services (DARS) to maintain services in the Deaf and Hard of Hearing Services program and \$2,113,381 to provide field support staff (33.0 full-time equivalents) for Comprehensive Rehabilitation Services, Children's Blindness Services, and Independent Living Services.

Sec. 58. Payments to Rural Hospital Providers.

- a. Out of funds appropriated above to the Department of State Health Services (DSHS), \$10,000,000 in each fiscal year out of the General Revenue-Dedicated Designated Trauma Facility and EMS Account No. 5111 is allocated for the purpose of DSHS entering into an interagency contract with the Health and Human Services Commission (HHSC) to provide for eligible expenses in the Medicaid program.
- b. Out of funds appropriated to HHSC, the commission shall expend \$2,000,000 in General Revenue Funds, \$10,000,000 in Interagency Contracts, and \$28,043,936 in All Funds in fiscal year 2016 and \$3,000,000 in General Revenue Funds, \$10,000,000 in Interagency Contracts, and \$30,030,030 in All Funds in fiscal year 2017 to provide an add-on payment for rural hospitals. Rural hospitals are defined as hospitals located in a county with 60,000 or fewer persons according to the 2010 U.S. Census, and Medicare-designated Rural Referral Centers (RRC), Sole Community Hospitals (SCH), and Critical Access Hospitals (CAH).
- c. Increases may include a combination of increases in or add-ons to any or all of the following: general outpatient reimbursement rates; outpatient emergency department services that do not qualify as emergency visits; the outpatient hospital imaging services fee schedule; and the outpatient clinical laboratory services fee schedule. The total amount of increases or add-ons may not exceed the amounts identified in section (b). No reimbursement rate may exceed 100% of cost. Outpatient emergency department services that do not qualify as emergency visits may not exceed 65% of cost.

Sec. 59. Contingency for House Bill 7 and Safety-Net Hospitals.²

- a. Contingent on enactment of House Bill 7, or similar legislation by the Eighty-fourth Legislature, Regular Session, transferring balances from the General Revenue-Dedicated Regional Trauma Account No. 5137 to the General Revenue-Dedicated Designated Trauma Facility and EMS Account No. 5111, \$64,347,000 in fiscal year 2016 and \$64,346,999 in fiscal year 2017 is appropriated out of the General Revenue-Dedicated Designated Trauma Facility and EMS Account No. 5111 to the Department of State Health Services, Strategy B.3.1, EMS & Trauma Care Systems for the purpose of entering into an interagency contract with the Health and Human Services Commission (HHSC) to provide for eligible expenses in the Medicaid program.
- b. HHSC shall expend \$64,347,000 in Interagency Contracts, \$150,378,593 in All Funds in fiscal year 2016 and \$64,346,999 in Interagency Contracts, \$148,641,716 in All Funds in fiscal year 2017 to provide increases in Medicaid inpatient provider rates. The Health and Human Services Commission shall develop a methodology to implement such increases to target the state's safety-net hospitals, including those hospitals that treat high percentages of Medicaid and low income uninsured patients. Total reimbursement for each hospital shall not exceed its hospital specific limit. However, HHSC shall expend ten percent of these funds to provide additional increases to safety-net hospitals above which exceed existing

**SPECIAL PROVISIONS RELATING TO
ALL HEALTH AND HUMAN SERVICES AGENCIES**
(Continued)

quality metrics, which may result in exceeding the hospital specific limit. To the extent possible, HHSC shall ensure, that any funds included in Medicaid managed care capitation rates are distributed by the managed care organizations to the hospitals. The expenditure of funds identified in this rider that are not used for targeted increases to Medicaid inpatient provider rates shall require prior written approval by the Legislative Budget Board.

¹ Modified to reflect technical correction to allocate funding appropriated at the Health and Human Services Commission for Health and Human Services Accounting System (HHSAS) to Centralized Accounting and Payroll/Personnel System (CAPPs) upgrades and enhancements, application remediation for Data Center Consolidation, and for the Office of the Inspector General lease.

² HB 7, 84th Legislature, Regular Session, was enacted, related to transferring revenue from the General Revenue-Dedicated Regional Trauma Account No. 5137 to the General Revenue-Dedicated Designated Trauma Facility and EMS Account No. 5111.

³ Modified to reflect the correct rider number.

⁴ Modified to reflect actual amounts provided to reimburse managed care organizations for payment of the Health Insurance Providers Fee and associated federal income tax.

⁵ SB 208, 84th Legislature, Regular Session, was enacted, related to the continuation and functions of the Texas Workforce Commission.

**RECAPITULATION - ARTICLE II
HEALTH AND HUMAN SERVICES
(General Revenue)¹**

	For the Years Ending	
	August 31, 2016	August 31, 2017
Department of Aging and Disability Services	\$ 1,743,879,262	\$ 1,827,603,420
Department of Assistive and Rehabilitative Services	119,448,317	57,717,750
Department of Family and Protective Services	926,774,637	931,243,061
Department of State Health Services	1,351,219,530	1,350,265,594
Health and Human Services Commission	11,133,122,938	11,416,759,391
Subtotal, Health and Human Services	\$ 15,274,444,684	\$ 15,583,589,216
Retirement and Group Insurance	514,904,517	550,254,815
Social Security and Benefit Replacement Pay	109,970,235	110,107,333
Subtotal, Employee Benefits	\$ 624,874,752	\$ 660,362,148
Bond Debt Service Payments	27,745,814	25,949,879
Lease Payments	1,921,555	2,115,338
Subtotal, Debt Service	\$ 29,667,369	\$ 28,065,217
TOTAL, ARTICLE II - HEALTH AND HUMAN SERVICES	\$ 15,928,986,805	\$ 16,272,016,581

¹ Incorporates certain appropriation adjustments, including article-specific special provisions, and Article IX of HB 1 (Conference Committee Report), 84th Legislature, Regular Session; HB 6 and HB 7, 84th Legislature, Regular Session; other legislation enacted by the 84th Legislature which affects appropriations; non-substantive technical corrections and/or reconciling adjustments; and the Governor's vetoes. For specific adjustments, see agency bill patterns.

**RECAPITULATION - ARTICLE II
HEALTH AND HUMAN SERVICES
(General Revenue - Dedicated)¹**

	For the Years Ending	
	August 31, 2016	August 31, 2017
Department of Aging and Disability Services	\$ 97,194,701	\$ 97,194,702
Department of Assistive and Rehabilitative Services	18,717,079	17,548,000
Department of Family and Protective Services	5,685,702	5,685,701
Department of State Health Services	445,394,861	444,558,145
Health and Human Services Commission	<u>10,229,843</u>	<u>10,229,843</u>
Subtotal, Health and Human Services	<u>\$ 577,222,186</u>	<u>\$ 575,216,391</u>
Retirement and Group Insurance	12,703,851	13,385,756
Social Security and Benefit Replacement Pay	<u>2,698,842</u>	<u>2,650,520</u>
Subtotal, Employee Benefits	<u>\$ 15,402,693</u>	<u>\$ 16,036,276</u>
TOTAL, ARTICLE II - HEALTH AND HUMAN SERVICES	<u>\$ 592,624,879</u>	<u>\$ 591,252,667</u>

¹ Incorporates certain appropriation adjustments, including article-specific special provisions, and Article IX of HB 1 (Conference Committee Report), 84th Legislature, Regular Session; HB 6 and HB 7, 84th Legislature, Regular Session; other legislation enacted by the 84th Legislature which affects appropriations; non-substantive technical corrections and/or reconciling adjustments; and the Governor's vetoes. For specific adjustments, see agency bill patterns.

**RECAPITULATION - ARTICLE II
HEALTH AND HUMAN SERVICES
(Federal Funds)¹**

	For the Years Ending	
	August 31, 2016	August 31, 2017
Department of Aging and Disability Services	\$ 2,471,919,195	\$ 2,550,467,462
Department of Assistive and Rehabilitative Services	467,505,245	228,589,558
Department of Family and Protective Services	799,357,530	798,992,382
Department of State Health Services	1,178,057,106	1,137,488,790
Health and Human Services Commission	<u>16,314,592,610</u>	<u>16,518,922,101</u>
Subtotal, Health and Human Services	<u>\$ 21,231,431,686</u>	<u>\$ 21,234,460,293</u>
Retirement and Group Insurance	287,127,215	275,106,573
Social Security and Benefit Replacement Pay	<u>64,047,361</u>	<u>57,427,125</u>
Subtotal, Employee Benefits	<u>\$ 351,174,576</u>	<u>\$ 332,533,698</u>
Bond Debt Service Payments	<u>3,327,315</u>	<u>3,327,315</u>
Subtotal, Debt Service	<u>\$ 3,327,315</u>	<u>\$ 3,327,315</u>
TOTAL, ARTICLE II - HEALTH AND HUMAN SERVICES	<u>\$ 21,585,933,577</u>	<u>\$ 21,570,321,306</u>

¹ Incorporates certain appropriation adjustments, including article-specific special provisions, and Article IX of HB 1 (Conference Committee Report), 84th Legislature, Regular Session; HB 6 and HB 7, 84th Legislature, Regular Session; other legislation enacted by the 84th Legislature which affects appropriations; non-substantive technical corrections and/or reconciling adjustments; and the Governor's vetoes. For specific adjustments, see agency bill patterns.

**RECAPITULATION - ARTICLE II
HEALTH AND HUMAN SERVICES
(Other Funds)¹**

	For the Years Ending	
	August 31, 2016	August 31, 2017
Department of Aging and Disability Services	\$ 22,524,319	\$ 22,397,262
Department of Assistive and Rehabilitative Services	20,993,149	27,490,928
Department of Family and Protective Services	9,701,222	9,745,987
Department of State Health Services	278,023,816	266,918,635
Health and Human Services Commission	<u>594,235,437</u>	<u>592,128,738</u>
Subtotal, Health and Human Services	<u>\$ 925,477,943</u>	<u>\$ 918,681,550</u>
Retirement and Group Insurance	550,342	589,304
Social Security and Benefit Replacement Pay	<u>130,872</u>	<u>130,779</u>
Subtotal, Employee Benefits	<u>\$ 681,214</u>	<u>\$ 720,083</u>
Bond Debt Service Payments	<u>623,803</u>	<u>623,803</u>
Subtotal, Debt Service	<u>\$ 623,803</u>	<u>\$ 623,803</u>
Less Interagency Contracts	<u>\$ 596,812,360</u>	<u>\$ 591,358,106</u>
TOTAL, ARTICLE II - HEALTH AND HUMAN SERVICES	<u>\$ 329,970,600</u>	<u>\$ 328,667,330</u>

¹ Incorporates certain appropriation adjustments, including article-specific special provisions, and Article IX of HB 1 (Conference Committee Report), 84th Legislature, Regular Session; HB 6 and HB 7, 84th Legislature, Regular Session; other legislation enacted by the 84th Legislature which affects appropriations; non-substantive technical corrections and/or reconciling adjustments; and the Governor's vetoes. For specific adjustments, see agency bill patterns.

**RECAPITULATION - ARTICLE II
HEALTH AND HUMAN SERVICES
(All Funds)¹**

	For the Years Ending	
	August 31, 2016	August 31, 2017
Department of Aging and Disability Services	\$ 4,335,517,477	\$ 4,497,662,846
Department of Assistive and Rehabilitative Services	626,663,790	331,346,236
Department of Family and Protective Services	1,741,519,091	1,745,667,131
Department of State Health Services	3,252,695,313	3,199,231,164
Health and Human Services Commission	<u>28,052,180,828</u>	<u>28,538,040,073</u>
Subtotal, Health and Human Services	<u>\$ 38,008,576,499</u>	<u>\$ 38,311,947,450</u>
Retirement and Group Insurance	815,285,925	839,336,448
Social Security and Benefit Replacement Pay	<u>176,847,310</u>	<u>170,315,757</u>
Subtotal, Employee Benefits	<u>\$ 992,133,235</u>	<u>\$ 1,009,652,205</u>
Bond Debt Service Payments	31,696,932	29,900,997
Lease Payments	<u>1,921,555</u>	<u>2,115,338</u>
Subtotal, Debt Service	<u>\$ 33,618,487</u>	<u>\$ 32,016,335</u>
Less Interagency Contracts	<u>\$ 596,812,360</u>	<u>\$ 591,358,106</u>
TOTAL, ARTICLE II - HEALTH AND HUMAN SERVICES	<u>\$ 38,437,515,861</u>	<u>\$ 38,762,257,884</u>
Number of Full-Time-Equivalents (FTE)	57,686.5	55,934.7

¹ Incorporates certain appropriation adjustments, including article-specific special provisions, and Article IX of HB 1 (Conference Committee Report), 84th Legislature, Regular Session; HB 6 and HB 7, 84th Legislature, Regular Session; other legislation enacted by the 84th Legislature which affects appropriations; non-substantive technical corrections and/or reconciling adjustments; and the Governor's vetoes. For specific adjustments, see agency bill patterns.

ARTICLE III

EDUCATION

Sec. 1. The several sums of money herein specified, or so much thereby as may be necessary, are appropriated out of any funds in the State Treasury not otherwise appropriated, or out of special funds as indicated, for the support, maintenance, or improvement of the designated agencies and institutions of education.

TEXAS EDUCATION AGENCY

	For the Years Ending	
	August 31, 2016	August 31, 2017
Method of Financing:		
<u>General Revenue Fund</u>		
General Revenue Fund ^{1, 2, 3, 4, 5, 6}	\$ 245,468,694	\$ 235,825,572
Available School Fund No. 002 ⁷	854,365,337	1,923,134,663
Instructional Materials Fund No. 003 ⁷	1,057,119,447	2,250,121
Foundation School Fund No. 193 ^{7, 8}	15,969,294,944	14,525,115,916
Certification and Assessment Fees (General Revenue Fund)	25,336,590	25,336,590
Lottery Proceeds	1,207,000,000	1,209,300,000
Tax Rate Conversion Account No. 5159 ⁸	100,000,000	100,000,000
Subtotal, General Revenue Fund	\$ 19,458,585,012	\$ 18,020,962,862
<u>Federal Funds</u>		
Federal Health, Education and Welfare Fund No. 148	3,010,470,717	3,010,175,739
Federal School Lunch Fund No. 171	2,008,828,370	2,094,805,628
Federal Funds	9,282,055	9,282,055
Subtotal, Federal Funds	\$ 5,028,581,142	\$ 5,114,263,422
<u>Other Funds</u>		
Permanent School Fund No. 044	30,162,203	30,162,203
Property Tax Relief Fund	1,427,700,000	1,522,200,000
Appropriated Receipts	1,775,100,000	2,069,900,000
Interagency Contracts	12,372,713	12,372,713
License Plate Trust Fund Account No. 0802 ⁹	357,701	357,701
Subtotal, Other Funds	\$ 3,245,692,617	\$ 3,634,992,617
Total, Method of Financing	\$ 27,732,858,771	\$ 26,770,218,901
Other Direct and Indirect Costs Appropriated Elsewhere in this Act	\$ 2,253,717	\$ 2,355,430
This bill pattern represents an estimated 64.4% of this agency's estimated total available funds for the biennium.		
Number of Full-Time-Equivalents (FTE): ^{3, 4, 5}	875.0	875.0
Schedule of Exempt Positions:		
Commissioner of Education, Group 8 ¹⁰	\$229,226	\$229,226
Permanent School Fund Chief Investment Officer ¹¹	384,375	384,375
Items of Appropriation:		
A. Goal: PROVIDE ED SYS LDRSP GUID'CE RES'S		
Provide Education System Leadership, Guidance, and Resources.		
A.1.1. Strategy: FSP - EQUALIZED OPERATIONS ^{7, 8}	\$ 20,428,400,000	\$ 20,428,000,000
Foundation School Program - Equalized Operations.		

TEXAS EDUCATION AGENCY
(Continued)

A.1.2. Strategy: FSP - EQUALIZED FACILITIES Foundation School Program - Equalized Facilities.	\$ 713,100,000	\$ 732,000,000
A.2.1. Strategy: STATEWIDE EDUCATIONAL PROGRAMS ^{2, 4, 5}	\$ 247,435,703	\$ 237,497,603
A.2.2. Strategy: ACHIEVEMENT OF STUDENTS AT RISK Resources for Low-income and Other At-risk Students.	\$ 1,530,024,937	\$ 1,530,024,937
A.2.3. Strategy: STUDENTS WITH DISABILITIES Resources for Mentally/Physically Disabled Students.	\$ 1,042,228,004	\$ 1,042,228,004
A.2.4. Strategy: SCHOOL IMPROVEMENT & SUPPORT PGMS Grants for School and Program Improvement and Innovation.	<u>\$ 149,674,252</u>	<u>\$ 149,674,252</u>
Total, Goal A: PROVIDE ED SYS LDRSP GUID'CE RES'S	<u>\$ 24,110,862,896</u>	<u>\$ 24,119,424,796</u>
B. Goal: PROVIDE SYSTEM OVERSIGHT & SUPPORT		
B.1.1. Strategy: ASSESSMENT & ACCOUNTABILITY SYSTEM	\$ 85,029,462	\$ 85,029,462
B.2.1. Strategy: TECHNOLOGY/INSTRUCTIONAL MATERIALS ⁷ Technology and Instructional Materials.	\$ 1,058,869,326	\$ 4,000,000
B.2.2. Strategy: HEALTH AND SAFETY	\$ 11,363,195	\$ 11,053,493
B.2.3. Strategy: CHILD NUTRITION PROGRAMS	\$ 2,023,446,711	\$ 2,109,423,969
B.2.4. Strategy: WINDHAM SCHOOL DISTRICT Educational Resources for Prison Inmates.	\$ 52,500,000	\$ 50,500,000
B.3.1. Strategy: IMPROVING EDUCATOR QUALITY/LDRSP ¹ Improving Educator Quality and Leadership.	\$ 257,293,389	\$ 257,293,389
B.3.2. Strategy: AGENCY OPERATIONS ³	\$ 66,510,646	\$ 66,510,646
B.3.3. Strategy: STATE BOARD FOR EDUCATOR CERT State Board for Educator Certification.	\$ 4,579,667	\$ 4,579,667
B.3.4. Strategy: CENTRAL ADMINISTRATION ^{3, 6}	\$ 13,605,388	\$ 13,605,388
B.3.5. Strategy: INFORMATION SYSTEMS - TECHNOLOGY ³	\$ 32,613,503	\$ 32,613,503
B.3.6. Strategy: CERTIFICATION EXAM ADMINISTRATION Educator Certification Exam Services - Estimated and Nontransferable.	<u>\$ 16,184,588</u>	<u>\$ 16,184,588</u>
Total, Goal B: PROVIDE SYSTEM OVERSIGHT & SUPPORT	<u>\$ 3,621,995,875</u>	<u>\$ 2,650,794,105</u>
Grand Total, TEXAS EDUCATION AGENCY	<u>\$ 27,732,858,771</u>	<u>\$ 26,770,218,901</u>
Object-of-Expense Informational Listing:		
Salaries and Wages	\$ 64,444,075	\$ 64,444,075
Other Personnel Costs	3,118,136	3,118,136
Professional Fees and Services	206,722,529	184,097,382
Fuels and Lubricants	2,728	2,728
Consumable Supplies	190,149	190,149
Utilities	183,680	183,680
Travel	1,629,205	1,629,205
Rent - Building	1,149,568	1,149,568
Rent - Machine and Other	1,190,460	1,190,460
Other Operating Expense	314,467,355	32,564,230
Client Services	26,429,579	26,369,164
Grants	27,113,302,871	26,455,251,688
Capital Expenditures	<u>28,436</u>	<u>28,436</u>
Total, Object-of-Expense Informational Listing	<u>\$ 27,732,858,771</u>	<u>\$ 26,770,218,901</u>
Estimated Allocations for Employee Benefits and Debt Service Appropriations Made Elsewhere in this Act:		
<u>Employee Benefits</u>		
Retirement	\$ 5,413,987	\$ 5,438,358
Group Insurance	12,403,605	13,654,664

TEXAS EDUCATION AGENCY
(Continued)

Social Security	4,302,701	4,324,214
Benefits Replacement	105,841	95,787
Subtotal, Employee Benefits	\$ 22,226,134	\$ 23,513,023
 <u>Debt Service</u>		
Lease Payments	\$ 277,529	\$ 258,013
Total, Estimated Allocations for Employee Benefits and Debt Service Appropriations Made Elsewhere in this Act	\$ 22,503,663	\$ 23,771,036

- 1. Performance Measure Targets.** The following is a listing of the key performance target levels for the Texas Education Agency. It is the intent of the Legislature that appropriations made by this Act be utilized in the most efficient and effective manner possible to achieve the intended mission of the Texas Education Agency. In order to achieve the objectives and service standards established by this Act, the Texas Education Agency shall make every effort to attain the following designated key performance target levels associated with each item of appropriation.

	2016	2017
A. Goal: PROVIDE ED SYS LDRSP GUID'CE RES'S		
Outcome (Results/Impact):		
Four-Year High School Graduation Rate	88.3%	88.3%
Five-Year High School Graduation Rate	91.5%	91.5%
Four-Year High School GED Rate	0.7%	0.7%
Five-Year High School GED Rate	0.9%	0.9%
Four-Year High School Dropout Rate	6.6%	6.6%
Five-Year High School Dropout Rate	7.4%	7.4%
Four-Year Graduation Rate for African American Students	84.5%	84.5%
Five-Year Graduation Rate for African American Students	87.6%	87.6%
Four-Year Graduation Rate for Hispanic Students	85.5%	85.5%
Five-Year Graduation Rate for Hispanic Students	88.5%	88.5%
Four-Year Graduation Rate for White Students	93.1%	93.1%
Five-Year Graduation Rate for White Students	94.6%	94.6%
Four-Year Graduation Rate for Asian American Students	92.5%	92.5%
Five-Year Graduation Rate for Asian American Students	95.3%	94.8%
Four-Year Graduation Rate for American Indian Students	85.8%	85.8%
Five-Year Graduation Rate for American Indian Students	88.6%	88.6%
Four-Year Graduation Rate for Pacific Islander Students	89.7%	89.7%
Five-Year Graduation Rate for Pacific Islander Students	92%	92%
Four-Year Graduation Rate for Economically Disadvantaged Students	85.3%	85.3%
Five-Year Graduation Rate for Economically Disadvantaged Students	89.2%	89.2%
Percent of Students Graduating under the Distinguished Achievement High School Program	3.5%	1.75%
Percent of Students Receiving Course Credit in Algebra I by the end of the Ninth grade	57%	58%
Percent of Students with Disabilities Who Graduate High School	78%	79%
Percent of Eligible Students Taking Advanced Placement/International Baccalaureate Exams	24.04%	24.59%
Percentage of AP/IB Exams Taken on Which the Score Qualifies for Potential College Credit or Advanced Placement	51.1%	51.4%
Percent of Students Exiting Bilingual/ESL Programs Successfully	82.93%	83.43%
Percent of Students Retained in Grade 5	1.3%	1.2%
Percent of Students Retained in Grade 8	0.9%	0.8%
Percent of Campuses That Meet All System Safeguards	53%	55%
A.1.1. Strategy: FSP - EQUALIZED OPERATIONS		
Output (Volume):		
Total Average Daily Attendance (ADA) - Includes Regular and Charter Schools	4,954,033	5,038,494
Total Average Daily Attendance (ADA) - Open-enrollment Charter Schools Only	235,360	260,663
Number of Students Served by Compensatory Education Programs and Services	3,320,088	3,402,186
Explanatory:		
Special Education Full-time Equivalents (FTEs)	117,405	116,934
Compensatory Education Student Count	3,297,588	3,363,990
Career and Technical Education Full-time Equivalents (FTEs)	247,010	254,866
Bilingual Education/English as a Second Language Average Daily Attendance	814,441	834,233
Gifted and Talented Average Daily Attendance	233,254	236,468

TEXAS EDUCATION AGENCY
(Continued)

A.1.2. Strategy: FSP - EQUALIZED FACILITIES		
Output (Volume):		
Total Amount of State and Local Funds Allocated for Debt for Facilities (Billions)	8.23	8.63
A.2.1. Strategy: STATEWIDE EDUCATIONAL PROGRAMS		
Output (Volume):		
Number of Students Served in Early Childhood School Ready Program	48,097	48,097
Number of Students Served in Summer School Programs for Limited English-proficient Students	56,000	56,000
A.2.2. Strategy: ACHIEVEMENT OF STUDENTS AT RISK		
Output (Volume):		
Number of Title I Campuses That Meet All System Safeguard Measures	88	89
A.2.3. Strategy: STUDENTS WITH DISABILITIES		
Output (Volume):		
Number of Students Served by Regional Day Schools for the Deaf	4,900	5,000
Number of Students Served by Statewide Programs for the Visually Impaired	9,300	9,400
A.2.4. Strategy: SCHOOL IMPROVEMENT & SUPPORT PGMS		
Output (Volume):		
Number of Case-Managed Students Participating in Communities in Schools	86,741	86,741
B. Goal: PROVIDE SYSTEM OVERSIGHT & SUPPORT		
Outcome (Results/Impact):		
Percent of All Students Passing All Tests Taken	69%	73%
Percent of African-American Students Passing All Tests Taken	55%	58%
Percent of Hispanic Students Passing All Tests Taken	61%	64%
Percent of White Students Passing All Tests Taken	83%	87%
Percent of Asian-American Students Passing All Tests Taken	90%	92%
Percent of American Indian Students Passing All Tests Taken	70%	74%
Percent of Economically Disadvantaged Students Passing All Tests Taken	57%	60%
Annual Drug Use and Violence Incident Rate on School Campuses, Per 1,000 Students	15.8	15.8
Percent of Original Grant Applications Processed Within 90 Days	96%	96%
B.2.2. Strategy: HEALTH AND SAFETY		
Output (Volume):		
Number of Students in Disciplinary Alternative Education Programs (DAEPs)	81,104	81,104
B.2.3. Strategy: CHILD NUTRITION PROGRAMS		
Output (Volume):		
Average Number of School Lunches Served Daily	3,403,242	3,403,242
Average Number of School Breakfasts Served Daily	1,916,704	1,916,704
B.2.4. Strategy: WINDHAM SCHOOL DISTRICT		
Output (Volume):		
Number of Contact Hours Received by Inmates within the Windham School District	12,271,878	12,271,878
Number of Offenders Earning a Texas Certificate of High School Equivalency or Earning a High School Diploma	5,095	5,095
Efficiencies:		
Average Cost Per Contact Hour in the Windham School District	3.94	3.94
B.3.2. Strategy: AGENCY OPERATIONS		
Output (Volume):		
Number of LEAs Participating in Interventions Related to Student Assessment Participation	110	100
Number of Certificates of High School Equivalency Issued	27,000	27,000
Efficiencies:		
Internal PSF Managers: Performance in Excess of Assigned Benchmark	101%	101%
Permanent School Fund (PSF) Investment Expense as a Basis Point of Net Assets	12	12
Explanatory:		
Average Percent Equity Holdings in the Permanent School Fund (PSF)	43.76%	42.01%
Market Value of the Financial Assets of the Permanent School Fund (PSF) in Billions	32.9	34.2

TEXAS EDUCATION AGENCY
(Continued)

- 2. Capital Budget.** None of the funds appropriated above may be expended for capital budget items except as listed below. The amounts shown below shall be expended only for the purposes shown and are not available for expenditure for other purposes. Amounts appropriated above and identified in this provision as appropriations either for "Lease payments to the Master Lease Purchase Program" or for items with an "(MLPP)" notation shall be expended only for the purposes of making lease-purchase payments to the Texas Public Finance Authority pursuant to the provisions of Government Code §1232.103.

In order to maximize the use of federal matching, maintenance of effort and grant funds, the Texas Education Agency is hereby authorized to adjust amounts within the method of financing below, not to exceed the total Capital Budget method of financing except as provided elsewhere in this Act. General revenue and other state fund appropriations made herein may be offset with federal funds and fees collected.

	2016	2017
a. Acquisition of Information Resource Technologies		
(1) Hardware/Software Infrastructure ³	\$ 1,025,489	\$ 1,025,489
(2) Texas Student Data Systems (TSDS)/PEIMS	\$ 3,653,955	\$ 3,653,955
Total, Acquisition of Information Resource Technologies	\$ 4,679,444	\$ 4,679,444
b. Data Center Consolidation		
(1) Data Center Consolidation	\$ 13,515,858	\$ 13,421,592
c. Centralized Accounting and Payroll/Personnel System (CAPPS)		
(1) Enterprise Resource Planning Software License Payments	\$ 138,621	\$ 138,621
Total, Capital Budget	\$ 18,333,923	\$ 18,239,657

Method of Financing (Capital Budget):

<u>General Revenue Fund</u>		
General Revenue Fund	\$ 8,368,930	\$ 8,332,260
Instructional Materials Fund No. 003	37,630	37,348
Certification and Assessment Fees (General Revenue Fund)	1,254,341	1,244,914
Subtotal, General Revenue Fund	\$ 9,660,901	\$ 9,614,522
<u>Federal Funds</u>		
Federal Health, Education and Welfare Fund No. 148	6,460,272	6,428,221
Federal Funds	185,870	185,211
Subtotal, Federal Funds	\$ 6,646,142	\$ 6,613,432
<u>Other Funds</u>		
Permanent School Fund No. 044	2,019,489	2,004,312
Interagency Contracts	7,391	7,391
Subtotal, Other Funds	\$ 2,026,880	\$ 2,011,703
Total, Method of Financing	\$ 18,333,923	\$ 18,239,657

- 3. Foundation School Program Funding.** Out of the funds appropriated above, a total of \$21,158,600,000 in fiscal year 2016 and \$21,177,100,000 in fiscal year 2017 shall represent the sum-certain appropriation to the Foundation School Program. The total appropriation may not exceed the sum-certain amount. This appropriation includes allocations under Chapters 41, 42 and 46 of the Texas Education Code.

Formula Funding: The Commissioner shall make allocations to local school districts under Chapters 41, 42 and 46 based on the March 2015 estimates of average daily attendance and local district tax rates as determined by the Legislative Budget Board and the final tax year 2014 property values. Property values, and the estimates of local tax collections on which they are based, shall be increased by 4.56 percent for tax year 2015 and by 6.18 percent for tax year 2016.

TEXAS EDUCATION AGENCY
(Continued)

For purposes of distributing the Foundation School Program basic tier state aid appropriated above and in accordance with §42.101 of the Texas Education Code, the Basic Allotment is established at \$5,140 in fiscal year 2016 and \$5,140 fiscal year 2017.

For purposes of distributing the Foundation School Program enrichment tier state aid appropriated above and in accordance with §41.002(a)(2) and §42.302(a-1)(1) of the Texas Education Code, the Guaranteed Yield is \$74.28 in fiscal year 2016 and \$77.53 in fiscal year 2017.

For purposes of distributing the Foundation School Program Additional State Aid for Tax Reduction appropriated above and in accordance with §42.2516(i), the percentage applied for purposes of §§42.2516(b)(1), 42.2516(b)(2), and 42.2516(d)(1) is 92.63 percent for the 2015-16 and the 2016-17 school years.

Out of amounts appropriated above and allocated by this rider to the Foundation School Program, \$23,750,000 in each fiscal year of the biennium is appropriated for the New Instructional Facilities Allotment under §42.158 of the Texas Education Code.

Out of amounts appropriated above and allocated by this rider to the Foundation School Program, \$55,500,000 in fiscal year 2017 is appropriated for the Instructional Facilities Allotment under §46.003 of the Texas Education Code.

Notwithstanding any other provision of this Act, the Texas Education Agency may make transfers as appropriate between Strategy A.1.1, FSP-Equalized Operations, and Strategy A.1.2, FSP-Equalized Facilities. The TEA shall notify the Legislative Budget Board and the Governor of any such transfers at least 15 days prior to the transfer.

The Texas Education Agency shall submit reports on the prior month's expenditures on programs described by this rider no later than the 20th day of each month to the Legislative Budget Board and the Governor's Office in a format determined by the Legislative Budget Board in cooperation with the agency.

Contingent on the Commissioner of Education identifying a budget surplus of Foundation School Program funds appropriated above in either fiscal year of the 2016-17 biennium, the Commissioner shall notify the Legislative Budget Board and the Office of the Governor in writing no later than 30 calendar days before taking any action pursuant to the Education Code §§7.062, 42.2517, 42.2521, 42.2522, 42.2523, or 42.2524.

- 4. Foundation School Program Set-Asides.** The programs and their funding levels identified in this rider represent all programs at the Texas Education Agency and other state agencies that are funded with amounts set aside from the Foundation School Program. The amounts listed in this rider are for informational purposes only, and do not constitute an appropriation:

	<u>2016</u>	<u>2017</u>
Gifted and Talented Performance Standards	\$437,500	\$437,500
Early Childhood Intervention	\$16,498,102	\$16,498,102
<u>MATHCOUNTS Program</u>	<u>\$200,000</u>	<u>\$200,000</u>
 TOTAL, FSP Set-Asides	 \$17,135,602	 \$17,135,602

- 5. Transportation Cost Allotment.** Pursuant to §42.155 of the Texas Education Code, the appropriation for funding regular transportation programs for the 2015-16 and 2016-17 school years shall be calculated on the following basis:

Linear Density Grouping	Allocation Per Mile of Approved Route
2.40 and above	\$1.43
1.65 to 2.40	1.25
1.15 to 1.65	1.11
.90 to 1.15	.97
.65 to .90	.88

TEXAS EDUCATION AGENCY
(Continued)

.40 to	.65	.79
up to	.40	.68

Pursuant to §42.155 of the Texas Education Code, the maximum mileage rate for special education transportation shall be \$1.08 per mile. Private transportation rates shall be \$0.25 per mile or a maximum of \$816 per pupil for both special education and isolated areas as defined in sub-sections 42.155(g) and 42.155(e).

6. **Windham Schools.** The funds appropriated above in Strategy B.2.4, Windham School District, are to be expended only for academic and vocational educational programs approved by the Texas Education Agency. The Commissioner of Education shall allocate funds to the Windham Schools based on contact hours for the best 180 of 210 school days in each year of the biennium. The contact hour rates for the 2016-17 biennium are the following: \$4.47826 for academic education, \$3.67445 for vocational education.

The Windham School District shall use funds appropriated above to serve those students whose participation will help achieve the goals of reduced recidivism and the increased success of former inmates in obtaining and maintaining employment. To achieve these goals, younger offenders with the lowest educational levels and the earliest projected release or parole eligibility dates should receive high priority. This policy shall not preclude the Windham School District from serving other populations according to needs and resources. For students who successfully complete the district's program during the 2014-15 biennium, the Windham School District shall report to the Eighty-fifth Legislature on the following: recidivism rates, employment rates, and attainment of GEDs, high school diplomas, professional certifications, and adult education literacy levels.

7. **Appropriation of Audit Adjustments, Settle-Up Funds and Attendance Credit Revenues.** When reviews and audits of allocations to school districts reveal the allocations previously made were greater or less than the amounts found to be due, the Texas Education Agency is authorized to recover or pay the sums necessary to adjust to the correct amounts. All such amounts recovered shall become a part of the Foundation School Fund or General Revenue Fund, and the amounts necessary to make such additional payments to the school districts are hereby appropriated from the Foundation School Fund or General Revenue Fund.

All funds received from local school districts as recovery for overpayment pursuant to the provisions of §42.258 of the Texas Education Code are hereby appropriated to the Texas Education Agency for distribution to local school districts for Foundation School Program purposes.

All unexpended balances and all funds received from the payment of school districts for attendance credits in excess of the amounts appropriated above pursuant to the provisions of §41.094 of the Texas Education Code, are hereby appropriated to the Texas Education Agency for distribution to school districts for Foundation School Program purposes.

8. **Textbooks and Instructional Materials.**⁷ Except as explicitly allowed elsewhere in this Act, any amount expended for Textbook Administration, including new textbooks, rebinding, and other related expenses, shall be paid out of the State Instructional Materials Fund appropriated for that purpose. A transfer of funds from the Available School Fund to the State Instructional Materials Fund is authorized in an amount which, together with other revenues of the State Instructional Materials Fund, is sufficient to finance the sum-certain appropriation from the State Instructional Materials Fund for each fiscal year. Penalties assessed by the State Board of Education shall be deposited to the credit of the State Instructional Materials Fund.

In accordance with Texas Education Code §31.0211 and §31.0214, the Commissioner shall allocate the funds available in the State Instructional Materials Fund to school districts and charter schools for each student enrolled in the district or charter school on a date during the preceding year specified by the Commissioner and shall adjust the instructional materials allotment of school districts and charter schools experiencing high enrollment growth according to rules adopted by the Commissioner.

From funds appropriated from the State Instructional Materials Fund, the Commissioner may set aside an amount not to exceed \$2,500,000 for the 2016-17 biennium for the continued support and delivery of online college readiness materials in English language arts and reading, mathematics, science, and social studies.

TEXAS EDUCATION AGENCY
(Continued)

From funds appropriated above in Strategy B.2.1, Technology/Instructional Materials, \$1,054,869,326 from the State Instructional Materials Fund is allocated in fiscal year 2016 for textbooks and instructional materials.

From funds appropriated above in A.2.3, Students with Disabilities, an amount not to exceed \$13,500,000 in federal funds in the 2016-17 biennium is allocated for the purchase of Braille, large-type, and related materials for students with special needs.

The Commissioner shall provide juvenile justice alternative education programs with instructional materials necessary to support classroom instruction in those programs. The cost of the instructional materials shall be funded with State Instructional Materials Funds appropriated to the agency for the 2016-17 biennium.

Revenue from fees collected under the authority of Texas Education Code §31.0221 pertaining to the midcycle review and adoption of textbooks are hereby appropriated to the Texas Education Agency for the purpose of administering the midcycle review and adoption process.

The Texas Education Agency is hereby appropriated any balances held in the State Instructional Materials Fund on August 31, 2015 for use in fiscal year 2016 for the same purposes.

Any unexpended balances as of August 31, 2016 are hereby appropriated for fiscal year 2017 for the same purposes.

9. **Day-care Expenditures.** It is expressly provided that the pre-school day care programs, such as the Early Childhood Program for Educationally Disadvantaged Children and Special Education and Training for Pre-School Children with Disabilities administered by the Texas Education Agency, are day-care programs. The funds expended in those programs on behalf of children meeting eligibility requirements in accordance with interagency contracts with the Texas Education Agency under the day care program of the Social Security Act shall be considered as expenditures for day care.
10. **State Level Professional Development for School Personnel and Parents of Students with Autism.** It is the intent of the Legislature that the Texas Education Agency continue to implement state level professional development for school personnel and parents of students with autism. A sum not to exceed \$200,000 in each fiscal year shall be expended for this purpose.
11. **Reimbursement of Advisory Committee Members.** Pursuant to Government Code §2110.004 reimbursement of expenses for advisory committee members, out of the funds appropriated above, is limited to the following advisory committees:
 - (1) Title 1, Committee of Practitioners/Ed Flex State Panel
 - (2) Continuing Advisory Committee for Special Education
 - (3) Communities in Schools State Advisory Committee
 - (4) State Textbook Advisory Committee
 - (5) Expanded Learning Opportunities Council

It is the intent of the Legislature that advisory committees of the Texas Education Agency use videoconferencing technology to conduct meetings in lieu of physical assembly whenever possible.

12. **Student Testing Program.** The Commissioner shall use the Federal Funds appropriated above in Strategy B.1.1, Assessment and Accountability System, to cover the cost of developing, administering, and scoring assessment instruments in the student testing program. Any remaining costs associated with developing, administering, or scoring the assessment instruments required under Texas Education Code, Chapter 39, Subchapter B shall be paid from amounts appropriated above from General Revenue in Strategy B.1.1, Assessment and Accountability System.
13. **Reporting on Program Transfers to and Contracts with Regional Education Service Centers.** At the end of each fiscal year, the Commissioner shall submit a report to the Legislative Budget Board, the Governor, and the chairmen of the standing committees of the Texas House of Representatives and the Texas Senate with primary jurisdiction over public education describing all programs and funding amounts transferred to Regional Education Service Centers during the

TEXAS EDUCATION AGENCY
(Continued)

fiscal year. The report shall identify instances in which a transfer added to the administrative cost of a program and any evidence suggesting that a transfer delayed the distribution of program funds to school districts. No funds transferred to Regional Education Service Centers or to school districts may be used to hire a registered lobbyist.

- 14. Regional Day Schools for the Deaf.** Funds appropriated above for Regional Day Schools for the Deaf shall be allocated on a weighted full time equivalent basis. Notwithstanding other provisions of this Act, if the allocations total more than \$33,133,200 in each fiscal year, the Commissioner shall transfer sufficient amounts from other available funds to provide the full allocation.

Any unexpended balances as of August 31, 2016 are hereby appropriated to fiscal year 2017 for the same purpose.

- 15. Summer School for Children with Limited English Proficiency.** Out of Federal Funds appropriated for Strategy A.2.2, Achievement of Students at Risk, \$3,800,000 in each fiscal year is allocated for summer school programs for children with limited English proficiency as authorized under §29.060 of the Texas Education Code.

- 16. Statewide Services for Students With Visual Impairments.** Out of funds appropriated for Strategy A.2.3, Students with Disabilities, \$5,655,268 in each fiscal year is allocated for statewide services for students with visual impairments as authorized under §30.002 of the Texas Education Code.

- 17. Non-educational Community-based Support Services.** Out of funds appropriated for Strategy A.2.3, Students with Disabilities, \$987,300 in each fiscal year is allocated for non-educational community-based support services for certain students with disabilities as authorized under §29.013 of the Texas Education Code.

- 18. Professional Development for the Provision of Access to the General Curriculum for Students with Disabilities in the Least Restrictive Environment.** Out of the federal discretionary funds awarded to the Texas Education Agency through the Individuals with Disabilities Education Act (IDEA), Part B and appropriated above, the Commissioner shall set aside 10.5 percent during the biennium to fund capacity building projects, including follow-up professional development and support, for school districts to provide access to the general curriculum in the least restrictive environment for students with disabilities and Response to Intervention (RtI) processes for struggling learners in general education settings.

- 19. Estimated Appropriation for Incentive Aid.** Out of Foundation School Program funds appropriated above in Strategy A.2.4, School Improvement and Support Programs, the Commissioner may allocate an estimated amount of \$1,500,000 in each fiscal year for incentive aid payments under Subchapter G of Chapter 13 of the Texas Education Code. Notwithstanding any other provision of this Act, the Texas Education Agency may make transfers as appropriate between Strategy A.1.1, FSP - Equalized Operations, and Strategy A.2.4, School Improvement and Support Programs, if the actual cost of Incentive Aid exceeds the amount estimated in any fiscal year of the biennium.

- 20. Payments to Texas School for the Blind and Visually Impaired and Texas School for the Deaf.** For all discretionary grants of state or federal funds by the Texas Education Agency, the Texas School for the Blind and Visually Impaired and the Texas School for the Deaf shall be considered independent school districts for purposes of eligibility determination, unless the Commissioner of Education and the school Superintendents mutually agree to an alternate consideration.

Out of federal IDEA-B discretionary funds appropriated above, the Texas Education Agency shall allocate \$1,296,981 in fiscal year 2016 and \$1,297,581 in fiscal year 2017 to the Texas School for the Blind and Visually Impaired, and \$457,679 in each year of the 2016-17 biennium to the Texas School for the Deaf, to support classroom instruction.

- 21. Permanent School Fund.** In its annual report on the Permanent School Fund, completed by February 28 of each year, the Texas Education Agency shall report on the actual and projected costs of administering the Permanent School Fund for the year covered by the report and the following three years.

TEXAS EDUCATION AGENCY
(Continued)

The Commissioner may establish an incentive compensation plan for Permanent School Fund staff employed by the agency. Payments may be from amounts appropriated to the agency for purposes of administration of the Fund and must be based on investment performance standards set prior to the beginning of the period for which any additional compensation is paid. When warranted, total compensation for PSF staff may exceed the state classification salary schedule by virtue of incentive compensation payments.

There is no intention for payments made pursuant to the plan to be eligible compensation for ERS pension plan purposes, and any payments made pursuant to the plan are to be considered fringe benefits and not base pay or otherwise eligible compensation for ERS pension plan purposes.

Any unexpended funds appropriated from the Permanent School Fund as of August 31, 2016 are hereby appropriated to fiscal year 2017 for the same purposes.

- 22. MATHCOUNTS and Academic Competitions.** Out of Foundation School Program Gifted and Talented funds appropriated in B.3.1, Improving Educator Quality and Leadership, the Commissioner shall set aside \$200,000 in each year of the biennium for the MATHCOUNTS Program. In addition, out of funds appropriated in A.2.1, Statewide Educational Programs, \$200,000 in each fiscal year of 2016-17 biennium shall be allocated to the Academic Decathlon program that fosters academic competition predominantly for high school students.
- 23. Communities in Schools.** Out of funds appropriated above for Strategy A.2.4, School Improvement and Support Programs, \$15,521,816 in General Revenue and \$4,842,342 in TANF funds in fiscal year 2016 and \$15,521,816 in General Revenue and \$4,842,341 in TANF funds in fiscal year 2017 is allocated for the Communities in Schools Program.

Notwithstanding any other limitation imposed elsewhere in this Act, the Texas Education Agency may transfer General Revenue funds identified above and appropriated for the purpose of providing grants under the Communities in Schools program to Strategies B.3.2-B.3.5 for the purpose of providing administrative support for the program. Transfers made under the authority of this rider may not exceed \$100,000 for the 2016-17 biennium. TANF funds may be expended for administrative purposes in accordance with the applicable limitations of the TANF state plan.

It is the intent of the Legislature that the Texas Education Agency fully utilize three FTEs employed by the agency for the purposes of providing expanded administrative services of the Communities in Schools program in the most efficient and effective manner possible to ensure the maximum level of service and support to each local Communities in Schools program and in full cooperation with Communities In Schools, Inc. consistent with Texas Education Code, §33.155 and other applicable law.

Any unexpended balances as of August 31, 2016 are hereby appropriated to fiscal year 2017 for the same purpose.

- 24. Allocation of Funds to South Texas Independent School District.** Out of funds appropriated above for Strategy A.1.1, FSP - Equalized Operations, the Commissioner of Education shall provide the South Texas Independent School District with adequate access to funding under the enrichment tier of the Foundation School Program. The Commissioner shall adjust payments to the South Texas Independent School District to equal an amount to which the district would be entitled at the average effective tax rate under Texas Education Code, §42.302 in other school districts in Cameron County less the tax rate set by the district itself.
- 25. Appropriation Limited Revenue Collections.³** It is the intent of the Legislature that, for the following fee-supported programs in Goals A, Provide Education System Leadership, Guidance, and Resources, and B, Provide System Oversight and Support, fees, fines, and other miscellaneous revenues as authorized and generated by the Texas Education Agency cover, at a minimum, the cost of the appropriations made to support the programs, as well as the "other direct and indirect costs" associated with those functions appropriated elsewhere in this Act. "Other direct and indirect costs" for these programs are estimated to be \$2,253,717 in fiscal year 2016 and \$2,355,430 in fiscal year 2017 including employee matching costs and other indirect operating costs:

Guaranteed Program for School District and Charter School Bonds
Texas Certificate of High School Equivalency

TEXAS EDUCATION AGENCY
(Continued)

Educator Certification
Criminal History Background Check
Electronic Courses and Programs Virtual School Network
Educator Preparation Program Approval and Accountability
Texas High Performance Schools Consortium Fee

For each individual fee program listed above, all fees collected in excess of the Comptroller of Public Accounts Biennial Revenue Estimate are hereby appropriated to the Texas Education Agency to be spent on the program that generated the fees. Under no circumstances, may the Texas Education Agency expend fees collected from one program in support of another program.

In the event that actual and/or projected fee revenue collections are insufficient to offset program costs, the Legislative Budget Board may direct that the Comptroller of Public Accounts reduce the appropriation authority provided herein to be within the amount of fee revenue expected to be available.

- 26. Limitation: Transfer Authority.** Notwithstanding the General Provisions of this Act, none of the funds appropriated above in Goal A, Provide Education System Leadership, Guidance, and Resources, and Goal B, Provide System Oversight and Support, Strategies B.1.1.- B.3.1., may be transferred to Goal B, Strategies B.3.2.- B.3.6, except as noted below.

None of the funds appropriated to the Texas Education Agency for the purpose of funding the Foundation School Program under Chapter 42 and 46, Texas Education Code, may be transferred to any other item of appropriation or expended for any other purpose unless the Commissioner of Education provides written notice to the Legislative Budget Board and to the Governor of intent to transfer such funds at least 45 days prior to the execution of the transfer. Such transfers from the Foundation School Program to other items of appropriation shall not exceed \$10 million in each fiscal year of the 2016-17 biennium. The Commissioner may transfer an amount not to exceed \$1 million into Strategies B.3.2 - B.3.6 only upon approval of the Legislative Budget Board and the Governor's Office. Any unexpended and unencumbered balances remaining after the last day of a fiscal year in any of the appropriations made for a purpose described by this provision shall lapse and accrue to the benefit of the unappropriated balance of the General Revenue Fund after taking into account the "settle-up" provision found in §42.253 (i), Texas Education Code.

To the extent necessary to avoid reductions in state aid as authorized by §42.253(h), Texas Education Code, the Commissioner of Education is authorized to transfer Foundation School Program funds from fiscal year 2017 to fiscal year 2016. Such transfers are subject to prior approval by the Governor and the Legislative Budget Board. The Comptroller of Public Accounts shall cooperate as necessary to assist the completion of a transfer and spending made under this section.

- 27. Additional Funding Sources.** If the appropriations provided by this Act for the Foundation School Program are not sufficient to provide for expenditures for enrollment growth, district tax rate or taxable value of property, after accounting for any other appropriations made to the TEA and available for transfer for this purpose, the Legislative Budget Board and the Governor may provide for, and are hereby authorized to direct, the transfer of sufficient amounts of funds to the TEA from appropriations made elsewhere in this Act.
- 28. Funding for Juvenile Justice Alternative Education Programs.** Out of the funds appropriated above in Strategy B.2.2, Health and Safety, \$6,250,000 in General Revenue funds in fiscal year 2016 and \$6,250,000 in General Revenue funds in fiscal year 2017 shall be transferred to the Texas Juvenile Justice Department for the support of Juvenile Justice Alternative Education Programs.
- 29. FSP Funding for the Texas Juvenile Justice Department.** Out of the funds appropriated above in Strategy B.2.2, Health and Safety, the Texas Education Agency shall allocate to the Texas Juvenile Justice Department a prorated basic allotment of the Foundation School Program equivalent to the basic allotment that would be generated by a school district with an \$0.86 maintenance and operations tax effort minus the amounts allocated to the commission pursuant to Texas Education Code §30.102 (a) for each student in average daily attendance. These amounts are estimated to be \$4,113,195 in fiscal year 2016 and \$3,803,493 in fiscal year 2017. This transfer shall not be subject to the limitation in Rider 26, Limitation: Transfer Authority.

TEXAS EDUCATION AGENCY
(Continued)

- 30. Regional Education Service Center Dyslexia and Related Disorders Coordinators.** Out of the funds appropriated above in Strategy A.2.3, Students with Disabilities, the Commissioner of Education may allocate \$275,000 (\$125,000 per year of General Revenue and \$150,000 per year of federal IDEA discretionary funds) in each year of the biennium to assist the joint program of coordinators for dyslexia and related disorders services at the Regional Education Service Centers pursuant to §38.003 of the Texas Education Code. The joint program shall not include regulatory oversight functions. The Regional Education Service Centers shall ensure that the program uses resources efficiently to provide a coordinator to any school district or charter school that needs one.
- 31. Certification of Pre-kindergarten Expenditures.** Out of the funds appropriated above in Strategy A.1.1, FSP - Equalized Operations the Texas Education Agency shall certify each year of the biennium the maximum pre-kindergarten expenditures allowable under federal law as maintenance of effort for Temporary Assistance for Needy Families (TANF) and state match for the Child Care Development Fund.
- 32. Recorded Instructional Materials.** Out of the funds appropriated above in Strategy A.2.3, Students with Disabilities, the Commissioner shall expend an amount not to exceed \$200,000 in fiscal year 2016 and \$200,000 in fiscal year 2017 to continue a program of providing state-adopted textbooks using digital audio technology for students with visual impairment and other print disabilities as appropriate in kindergarten through 12th grade.

Out of the funds appropriated above in Strategy A.2.3, Students with Disabilities, the Commissioner shall expend an amount not to exceed \$1,500,000 in fiscal year 2016 and \$1,500,000 in fiscal year 2017 for the purpose of conducting an educational outreach program to provide instructional materials in accessible formats to individuals with print disabilities affording reading accommodation and providing instruction and training in the use of accessible instructional materials and related assistive technology.

- 33. Local Educational Agency Risk Pool.** Out of the funds appropriated above in Strategy A.2.3, Students with Disabilities, the Commissioner shall implement the provisions of the Individuals with Disabilities Education Act (IDEA) of 2004, pertaining to a local educational agency risk pool. The Commissioner shall allocate allowable amounts under the Act for the 2016 fiscal year and the 2017 fiscal year to establish the high cost fund to assist districts with high need students with disabilities. It is the intent of the Legislature that the use of these funds by school districts and charter schools does not violate the least restrictive environment requirements of IDEA of 2004, relating to placement and state funding systems that distribute funds based on type of setting.
- 34. Early Childhood Intervention.** Out of the funds appropriated above in Strategy A.2.3, Students with Disabilities, \$16,498,102 in fiscal year 2016 and \$16,498,102 in fiscal year 2017 shall be set aside from the Special Education allotment and transferred to the Department of Assistive and Rehabilitative Services to support Early Childhood Intervention eligibility determination and comprehensive and transition services. This set-aside shall not affect the calculation of the number of students in weighted average daily attendance under Texas Education Code §42.302.
- 35. Funding for Regional Education Service Centers.** Out of the funds appropriated above in Strategy A.2.4, School Improvement and Support, the Commissioner shall distribute \$12,500,000 in fiscal year 2016 and \$12,500,000 in fiscal year 2017 to Regional Education Service Centers to provide professional development and other technical assistance services to school districts. No more than one-third of the amounts identified in this rider shall be distributed by the Commissioner for core services based on criteria established in the Texas Education Code §8.121. The remaining amounts shall be distributed through a formula based on:
- (1) geographic considerations, and
 - (2) school districts serving less than 1,600 students and open-enrollment charter schools.

The formula for distribution shall be determined by the Commissioner but shall provide enhanced funding to Regional Education Service Centers that primarily serve small and rural school districts. The Commissioner shall obtain approval for the distribution formula from the Legislative Budget Board and the Governor.

Each Regional Education Service Center shall include in the biennial report to the Commissioner, by a date and in a format established by the Commissioner, the following data as relates to expenditures in the prior state fiscal year:

TEXAS EDUCATION AGENCY
(Continued)

- a. the amount of savings provided to school districts as a result of services provided by a Regional Education Service Center, by total amount and on a per student in weighted average daily attendance (WADA) served basis;
- b. services provided by the Regional Education Service Centers and a cost comparison to similar services provided by alternative providers; and
- c. for each service provided by the Regional Education Service Center, the number of full-time equivalent Regional Education Service Center positions, total salaries, and the method of financing associated with the service.

The Commissioner shall provide a consolidated report of the data described above no later than December of each even numbered year, to the Legislative Budget Board, the Governor's Office, and to the presiding officers of the standing committees with primary jurisdiction over public education in the Texas House and the Texas Senate.

- 36. Receipt and Use of Grants, Federal Funds, and Royalties.** The Commissioner of Education is authorized to apply for, receive and disburse funds in accordance with plans or applications acceptable to the responsible federal agency or other public or private entity that are made available to the State of Texas for the benefit of education and such funds are appropriated to the specific purpose for which they are granted. For the 2016-17 biennium, the Texas Education Agency is appropriated any royalties and license fees from the sale or use of education products developed through federal and state funded contracts managed by the agency. The Texas Education Agency shall report on a quarterly basis to the Legislative Budget Board and to the Governor on grants or earnings received pursuant to the provisions of this rider, and on the planned use of those funds.

Any grant or royalty balances as of August 31, 2016 are appropriated for the 2017 fiscal year for the same purpose.

- 37. Motor Vehicle Fees for Specially Designed License Plates.⁹** Pursuant to the Texas Transportation Code, Chapter 504, Subchapter G, revenues generated from the sale of specialty license plates identified below are appropriated above in Strategy A.2.1, Statewide Educational Programs, for the purpose of distribution as required by that statute:

Read to Succeed -- §504.607
Texas YMCA -- §504.623
Share the Road -- §504.633
Knights of Columbus -- §504.638
God Bless Texas -- §504.648
God Bless America -- §504.648
Foundation School Program -- §504.663
Anthropos Arts -- §504, Subchapters I and J
Texas Trails -- §504, Subchapters I and J

Any remaining balances as of August 31, 2016 are appropriated for fiscal year 2017.

- 38. Use of Federal Discretionary and Consolidated Administrative Funds.** Except as otherwise directed by this Act, the Commissioner may use 50 percent of available federal state-level discretionary and consolidated administrative funds to supplement state funds appropriated for state assessments; providing classroom support including teacher quality initiatives; professional development related to the TEKS; diagnostics, interventions, and targeted support to students needing supplemental remediation; and targeted support for Texas military-connected children.

Subject to the availability of sufficient funding and allowable use restrictions of the respective federal programs, the Commissioner may expend up to \$1,000,000 in each fiscal year of the 2016-17 biennium out of the Federal Discretionary and Consolidated Administrative Funds directed by this rider to support Texas military-connected children. Any unexpended balances as of August 31, 2016 are appropriated to fiscal year 2017 for the same purpose.

The Commissioner may make exceptions to this allocation only upon the prior approval of the Legislative Budget Board and the Governor.

TEXAS EDUCATION AGENCY

(Continued)

- 39. Child Nutrition Program.** It is the intent of the Legislature that the Child Nutrition Program payments to independent school districts be budgeted at the Texas Education Agency. Included in the amounts appropriated above to the Texas Education Agency for the 2016-17 biennium is \$4,103,633,998 out of Federal Funds and \$29,236,682 out of the General Revenue Fund to provide reimbursements for the School Lunch, Breakfast, After School Snack, and Seamless Summer programs.

Under the authority of the letter of agreement between the U.S. Department of Agriculture and the Texas Department of Agriculture, the Texas Department of Agriculture shall administer the Child Nutrition Program. Included in the amounts appropriated elsewhere in this Act to the Texas Department of Agriculture for the 2016-17 biennium is \$60,051,892 out of Federal Funds and \$398,248 out of the General Revenue Fund in Strategy D.1.1, Support Nutrition Programs, to administer the Child Nutrition Program.

Any unexpended balances as of August 31, 2016 are hereby appropriated to fiscal year 2017 for the same purpose.

- 40. JJAEP Accountability.** The Commissioner shall provide information to the Texas Juvenile Justice Department for the purpose of preparing the juvenile justice alternative education program performance assessment report, to be submitted to the Legislative Budget Board and the Governor by May 1, 2016. The Commissioner shall provide the requested information if the request provides a minimum of 20 business days in which to respond.

- 41. Limitation on Funding for Property Tax Relief and Foundation School Program.** From the amount appropriated above to the Texas Education Agency for Strategy A.1.1, FSP - Equalized Operations, in each year of the 2016-17 biennium, the Commissioner may not spend more than the amount that, together with all other amounts appropriated from the Foundation School Fund or another source for the Foundation School Program or for paying the costs of school property tax relief, is necessary to achieve a state compression percentage, as defined by Section 42.2516, Texas Education Code, of 66.67 percent and fully fund the school funding formulas under Chapters 41 and 42, Texas Education Code, without the prior approval of the Legislative Budget Board.

- 42. Capital Budget Expenditures from Federal and Other Funding Sources.** The Texas Education Agency is hereby exempted from the capital budget rider provisions contained in Article IX of this Act when gifts, grants, inter-local funds, and federal funds are received in excess of the amounts identified in the agency's capital budget rider and such funds are designated by the donor, grantor, or federal agency for the purchase of specific capital items, limited to projects related to revision of major state data systems.

Amounts expended from these funding sources shall not count against the limitation imposed by capital budget provisions elsewhere in this Act. The TEA shall notify the Legislative Budget Board and the Governor upon receipt of such funds of the amount received and the planned expenditures. It is the intent of the Legislature that projects funded in any part under the authority of this rider not be exempt from any requirements of the Quality Assurance Team.

- 43. Permanent School Fund Distribution Rate.** At least 45 days prior to the adoption of the distribution rate from the Permanent School Fund to the Available School Fund by the State Board of Education, the Texas Education Agency shall report to the Legislative Budget Board and the Governor on the following:

- a. The distribution rate or rates under consideration;
- b. The assumptions and methodology used in determining the rate or rates under consideration;
- c. The annual amount the distribution rate or rates under consideration are estimated to provide, and the difference between them and the annual distribution amounts for the preceding three biennia; and
- d. The optimal distribution amount for the preceding biennium, based on an analysis of intergenerational equity, and the difference between it and the actual distribution amount.

- 44. Educator Quality and Leadership.¹** From Educator Excellence Funds (General Revenue) appropriated above in Strategy B.3.1, Improving Educator Quality and Leadership, the Commissioner shall expend an amount not to exceed \$16,000,000 in fiscal year 2016 and \$16,000,000 in fiscal year 2017 for the purpose of administering the Educator Excellence

TEXAS EDUCATION AGENCY
(Continued)

Innovation Program in accordance with Texas Education Code Chapter 21, Subchapter O. The Commissioner shall ensure that funds directed by this rider are allocated in a manner that maximizes receipt of federal grant funding for similar purposes.

From amounts referenced in the paragraph above, the Commissioner shall set aside funds for the following purposes:

1. an amount not to exceed \$5,000,000 for the 2016-17 biennium to implement standards on educator quality, including standards related to educator preparation and principal quality;
2. an amount not to exceed \$2,000,000 for the 2016-17 biennium for an educator mentor program in accordance with Texas Education Code, Chapter 21; and
3. an amount not to exceed \$2,000,000 for the 2016-17 biennium for Humanities Texas to support the Teacher Institute program targeting teachers in their first or second year of service in geographic areas with low student achievement on state assessments.

Any unexpended balances as of August 31, 2016 are hereby appropriated to fiscal year 2017 for the same purpose. Contingent on the enactment of legislation by the Eighty-fourth Legislature, Regular Session, 2015, abolishing the Educator Excellence Fund, the appropriations directed by this rider shall be made from the General Revenue Fund instead of the Educator Excellence Fund.

45. Early Childhood School Readiness Program. Out of funds appropriated above in Strategy A.2.1, Statewide Educational Programs, \$3,500,000 in fiscal year 2016 and \$3,500,000 in fiscal year 2017 shall be used for the Early Childhood School Readiness Program, for programs providing an educational component to public prekindergarten, Head Start, university early childhood programs, or private non-profit early childhood care programs that have entered into an integrated program with a public school. The Texas Education Agency shall expend these funds in accordance with the provisions of Texas Education Code §29.156, Grants for Educational Components of Head Start, and with the following provisions:

- a. Funds shall be distributed on a competitive grant basis to preschool programs to provide scientific, research-based pre-reading instruction with the goal of directly improving the pre-reading skills of three- and four-year-old children and improving overall kindergarten readiness. To be eligible for the grants, applicants must serve at least 75 percent low income students, as determined by the Commissioner. It is the intent of the Legislature that the Texas Education Agency participate to the extent practicable in interagency early childhood education and care coordination initiatives. This includes, but is not limited to, participation in the Head Start collaboration project or any other interagency entity formed to address the coordination of early childhood care and education service delivery and funding.
- b. In the expenditure of funds referenced above, the Texas Education Agency or any entity with which the Texas Education Agency contracts for purposes of administering programs under this rider shall comply with contract management requirements pursuant to Texas Government Code, Chapter 2262.
- c. The Texas Education Agency or any entity with which the Texas Education Agency contracts for purposes of administering programs under this rider shall submit a report to the Governor, the Lieutenant Governor, the Speaker of the House, the Legislative Budget Board, and the presiding officers of the standing committees of the Legislature with primary jurisdiction over public education not later than December 1 of each year providing detailed information on the expenditure of state funds in the prior fiscal year for purposes of programs administered under this rider.

Any unexpended balances as of August 31, 2016 are hereby appropriated to fiscal year 2017 for the same purpose.

TEXAS EDUCATION AGENCY
(Continued)

- 46. Student Success Initiative.** Out of funds appropriated above in Strategy A.2.1, Statewide Educational Programs, the Commissioner shall expend \$15,850,000 in General Revenue in fiscal year 2016 and \$15,850,000 in General Revenue in fiscal year 2017 for the Student Success Initiative. Funds shall be used to fund scientifically validated and research-based programs that target the prevention of academic failure in reading and mathematics with a proven track record of improving individual student achievement.

The Commissioner shall issue a request for proposal for statewide licenses to provide supplemental computer-based reading and mathematics instruction to all students in grades for which accelerated instruction is required. To the extent possible, the Commissioner shall minimize duplication and maximize efficiency between the supplemental mathematics and reading instruction provided through the Student Success Initiative and other similar state-funded reading and mathematics programs. The Commissioner shall ensure that mathematics and reading instruction programs funded by this Act contain diagnostic tools with which the impact and effectiveness of programs may be assessed.

Any unexpended balances as of August 31, 2016 are hereby appropriated to fiscal year 2017 for the same purpose.

- 47. Campus and District Intervention and Turnaround Assistance and Technical Assistance for Charter Schools.** Out of the General Revenue funds appropriated above in Strategy A.2.4, School Improvement and Support Programs, the Commissioner shall expend \$1,750,000 in General Revenue in fiscal year 2016 and \$1,750,000 in General Revenue in fiscal year 2017 to provide campus and district intervention and turnaround assistance services to districts and campuses with identified performance concerns and to provide technical assistance to charter schools, in accordance with provisions related to the state accountability system under Texas Education Code, Chapter 39, and federal law related to school accountability.

Any unexpended balances as of August 31, 2016 are hereby appropriated to fiscal year 2017 for the same purpose.

- 48. Virtual School Network.** From funds appropriated above in Strategy B.2.1, Technology and Instructional Materials, \$4,000,000 in General Revenue in each fiscal year of the 2016-17 biennium shall be used for the operation of a state virtual school network in accordance with Texas Education Code, Chapter 30A.

In addition to the amounts above, all revenues received under the authority of Texas Education Code, Chapter 30A are hereby appropriated to the Texas Education Agency for the 2016-17 biennium for the purpose of administering the state virtual school network.

Any unexpended balances as of August 31, 2016 are hereby appropriated to fiscal year 2017 for the same purpose.

- 49. Texas Advanced Placement Initiative.** Out of the General Revenue funds appropriated above in Strategy A.2.1, Statewide Educational Programs, the Commissioner shall spend \$8,150,000 in fiscal year 2016 and \$8,150,000 in fiscal year 2017 to fund the Texas Advanced Placement Initiative.

In the administration of the Texas Advanced Placement Initiative, funding shall be allocated for both the pre-Advanced Placement/International Baccalaureate activities and for the Advanced Placement Incentive Program. In the allocation of funding for the Texas Advanced Placement Initiative, the Texas Education Agency shall prioritize the examination fee subsidies for students. For funds that are used for teacher training, the Texas Education Agency shall allocate no less than the amount expended in the 2010-11 biennium for this purpose in the 2016-17 biennium.

It shall be the goal of the Texas Education Agency that Advanced Placement/International Baccalaureate courses are available at as many public school campuses as possible, without regard to the rural/urban status of the campus and the socioeconomic characteristics of its students.

Any unexpended balances as of August 31, 2016 are hereby appropriated to fiscal year 2017 for the same purpose.

TEXAS EDUCATION AGENCY
(Continued)

- 50. Teach for America.** From funds appropriated above in Strategy B.3.1, Improving Educator Quality and Leadership, the Commissioner shall expend \$6,000,000 in General Revenue in fiscal year 2016 and \$6,000,000 in General Revenue in fiscal year 2017 to support the Teach for America program in Texas.

It is the intent of the Legislature that at least 1,800 Teach for America public school employees be employed in Texas schools that serve a proportion of economically disadvantaged students above the state average by the end of fiscal year 2017.

Funding shall be allocated in such a manner as to prioritize employment of Teach for America teachers in the field of mathematics to the extent practicable.

As a condition of receipt of these funds, the Commissioner shall require Teach for America to work jointly with the Texas Education Agency and representatives of districts which employ Teach for America graduates on a plan to improve retention rates of Teach for America teachers. The Commissioner shall require Teach for America to provide any expenditure and performance data deemed necessary to assess the success of Teach for America in meeting the requirements identified in this rider.

In addition, the Commissioner shall require the provision of information on:

- a. the number of Teach for America first and second year corps members (identified by cohort) in the state specified by school year and public school district or charter campus to which they are assigned;
- b. the number of Teach for America graduates in the state who are employed by a public school district or charter, by school year, length of service, job title, district or charter campus of current employment, and district or charter campus to which the graduate was initially assigned;
- c. the number of Teach for America graduates in the state who are no longer employed by a public school district or charter, length of service, and reason for leaving public school employment; and
- d. demographic information for Teach for America corps members and graduates as determined by the Commissioner.

The Commissioner shall submit a report to the Legislative Budget Board and the Office of the Governor on the teacher retention plan, success of the program, and requested data by November 1, 2016.

- 51. Texas Science Technology Engineering and Mathematics (T-STEM).** Out of funds appropriated above for Strategy A.2.1, Statewide Educational Initiatives, \$1,500,000 in General Revenue in fiscal year 2016 and \$1,500,000 in General Revenue in fiscal year 2017 is allocated to support T-STEM programs.

Any unexpended balances as of August 31, 2016 are hereby appropriated to fiscal year 2017 for the same purpose.

- 52. Early College High School.** Out of funds appropriated above for Strategy A.2.1, Statewide Educational Initiatives, \$3,000,000 in General Revenue in fiscal year 2016 and \$3,000,000 in General Revenue in fiscal year 2017 is allocated to support Early College High School programs.

Any unexpended balances as of August 31, 2016 are hereby appropriated to fiscal year 2017 for the same purpose.

- 53. Amachi Texas.** From funds appropriated above in Strategy A.2.2, Achievement of Students at Risk, the Commissioner shall allocate \$1,250,000 in General Revenue in each fiscal year of the 2016-17 biennium to the Amachi Texas program for mentoring children of incarcerated parents. To the extent possible, in the administration of the Amachi Texas program, Big Brothers Big Sisters Lone Star shall coordinate with other community-based entities providing training for mentors and mentoring services and shall seek additional funding from other private and public sources in order to expand services to more eligible children.

Any unexpended balances available as of August 31, 2016 are hereby appropriated to fiscal year 2017 for the same purpose.

TEXAS EDUCATION AGENCY
(Continued)

- 54. Texas Academic Innovation and Mentoring.** From funds appropriated above in Strategy A.2.1, Statewide Educational Programs, the Commissioner shall allocate \$2,250,000 in General Revenue in each fiscal year of the 2016-17 biennium to the Texas Alliance of Boys and Girls Clubs for statewide operation of the Texas Academic Innovation and Mentoring Program (Texas AIM).

Any unexpended balances as of August 31, 2016 are hereby appropriated for fiscal year 2017 for the same purpose.

- 55. Perkins Reserve Fund Distribution.** In the distribution of federal funds appropriated above in Strategy A.2.1, Statewide Educational Programs, the agency shall include the percentage of a school district's Career and Technical Education courses that meet a regional labor market need as defined by the Local Workforce Development Board for the district's region as one of the criteria for distribution of Reserve Funds from the Perkins Basic Grant to school districts, in accordance with federal law. A region is defined as the Workforce Development Areas organized by the Texas Workforce Commission.

The agency shall include information on the impact of this provision to the distribution of Reserve Funds to Texas school districts in its Perkins Consolidated Annual Report to the U.S. Department of Education.

- 56. Best Buddies.** From funds appropriated above in Strategy A.2.4, School Improvement and Support Programs, the Commissioner shall allocate \$200,000 in each fiscal year of the 2016-17 biennium to support the Best Buddies program.

Any unexpended balances as of August 31, 2016 are hereby appropriated to fiscal year 2017 for the same purpose.

- 57. Sunset Contingency.**¹² Pursuant to Government Code Chapter 325, the Texas Education Agency was the subject of review by the Sunset Advisory Commission and a report pertaining to the Texas Education Agency was delivered to the Eighty-fourth Legislature. Government Code 325.015 provides that the legislature may by law continue the Texas Education Agency for up to 12 years, if such a law is passed before the sunset date for the Texas Education Agency.

1) Funds appropriated above are contingent on such action continuing the Texas Education Agency by the Eighty-fourth Legislature.

2) In the event the legislature does not choose to continue the agency, the funds appropriated for fiscal year 2016, or as much thereof as may be necessary, are to be used to provide for the phase out of agency operations or to address the disposition of agency programs and operations as provided by legislation.

- 58. Supplemental Funding for Prekindergarten.** Out of the funds appropriated above in Strategy A.2.1, Statewide Educational Programs, the Commissioner of Education shall allocate \$15,000,000 in General Revenue in each fiscal year of the 2016-17 biennium for the purpose of providing supplemental funds for prekindergarten consistent with the provisions of Texas Education Code Chapter 29, Subchapter E. The Commissioner shall allocate funds on the basis of eligible prekindergarten students in average daily attendance.

- 59. Project Share.** From General Revenue funds appropriated above in Strategy A.2.1, Statewide Educational Programs, the Commissioner shall allocate \$9,000,000 in each fiscal year of the 2016-17 biennium to support the development and distribution of online educator and student resources and the secure provisioning, hosting, and/or maintenance of educational resources made available to school districts.

The Commissioner shall set aside \$2,000,000 in each fiscal year of the 2016-17 biennium to reimburse districts for costs related to students taking On Ramps Dual Enrollment courses.

Any unexpended balances as of August 31, 2016 are hereby appropriated to fiscal year 2017 for the same purpose.

- 60. Temporary Transfer from the Foundation School Program to the Instructional Materials Fund.**⁷ The following provisions are effective contingent on the enactment of legislation by the Eighty-fourth Legislature, Regular Session, 2015, appropriately amending statute:

TEXAS EDUCATION AGENCY
(Continued)

1. Notwithstanding any other provision of this Act, the Texas Education Agency is hereby authorized to transfer from Strategy A.1.1, FSP - Equalized Operations out of the Foundation School Fund No. 193 to Strategy B.2.1, Technology/Instructional Materials in an amount not to exceed the amount necessary to fund the distributions from the Instructional Materials Allotment pursuant to Chapter 31, subchapter B of the Texas Education Code.
 2. Any funds transferred from Strategy A.1.1, FSP - Equalized Operations to Strategy B.2.1, Technology/Instructional Materials pursuant to this rider, shall be transferred back to Strategy A.1.1, FSP - Equalized Operations within the same fiscal year as the initial transfer, and shall occur as soon as balances in the Instructional Materials Fund No. 003 are sufficient to fund the repayment and the distributions from the Instructional Materials Allotment pursuant to Chapter 31, subchapter B of the Texas Education Code.
 3. Under no circumstances shall the transfers authorized by this rider supersede the payment of school district entitlement through the Foundation School Program as required under Chapters 41, 42, and 46 of the Texas Education Code.
- 61. Southern Regional Education Board.**⁶ ~~Out of funds appropriated above, the Texas Education Agency shall allocate funds for the purpose of paying membership fees to the Southern Regional Education Board, estimated to be \$193,000 per fiscal year.~~
- 62. Houston ISD and North Forest ISD Consolidation.** The Commissioner of Education may use all appropriate statutory authority to assist in the consolidation of Houston Independent School District (ISD) and North Forest ISD.
- 63. Contingent Appropriation: Charter District Bond Guarantee Reserve Fund.** Contingent on the Commissioner of Education receiving a determination that a charter district will be or is unable to pay maturing or matured principal or interest on a guaranteed bond pursuant to §45.058 of the Texas Education Code, the Texas Education Agency is appropriated out of the available balance in the Charter District Bond Guarantee Reserve Fund an amount as necessary to make payments pursuant to §45.0591 of the Texas Education Code. If the balance in the Charter District Bond Guarantee Reserve Fund is insufficient to pay the amount due on a guaranteed bond, pursuant to §45.0591(b) of the Texas Education Code the balance of the unpaid principal and interest shall be paid from the Permanent School Fund.
- 64. Subsidy for Certification Examination.** From General Revenue funds appropriated above in Strategy A.2.1, Statewide Educational Programs, the Texas Education Agency shall allocate \$500,000 in fiscal year 2016 and \$500,000 in fiscal year 2017 for the purpose of providing a certification examination subsidy per §29.190 of the Texas Education Code.
- 65. Adult Charter School Pilot.** From General Revenue funds appropriated above in Strategy A.2.1, Statewide Educational Programs, \$1,000,000 is allocated in each fiscal year for the adult high school diploma and industry certification charter school pilot program for adults 19 to 50 years of age as authorized under Texas Education Code, §29.259.
- 66. Truancy Data Report.** Out of funds appropriated above, the Texas Education Agency shall report to the Legislative Budget Board and the Office of the Governor about efforts undertaken to improve the quality of truancy data no later than January 1, 2017. The process used to review truancy data elements collected and reported by school districts shall comply with the standards established by the Commissioner of Education under Texas Education Code §42.006. The report should also include an assessment of the prevalence of truancy and any recommendations for further improving state data collection efforts or truancy policy.
- 67. FitnessGram Program.** From funds appropriated above in Strategy B.2.2, Health and Safety, the Commissioner of Education shall allocate \$2,000,000 in the 2016-17 biennium from General Revenue Funds for the purposes of physical fitness assessments and related analysis. Notwithstanding any other provision of this Act, no amount of this funding may be expended for any other purpose except as described in this rider.

Out of amounts appropriated above and allocated by this rider, the Texas Education Agency may expend an amount not to exceed \$500,000 to use in managing and analyzing physical fitness assessment data provided by school districts, as required by §38.104 of the Texas Education Code.

TEXAS EDUCATION AGENCY
(Continued)

All other funding directed by this rider shall be used to provide grants to school districts to support the administration of physical fitness assessments and related activities required by §§38.101 and 38.103 of the Texas Education Code.

Any unexpended balances as of August 31, 2016 are hereby appropriated to fiscal year 2017 for the same purpose.

- 68. Reasoning Mind.** From funds appropriated above in Strategy A.2.1, Statewide Educational Programs, the Commissioner shall allocate \$2,000,000 in each fiscal year of the 2016-17 biennium to support the Reasoning Mind program. Any unexpended balances as of August 31, 2016 are hereby appropriated to fiscal year 2017 for the same purpose.
- 69. Reporting on Year-Round Schools.** Out of funds appropriated above, the Texas Education Agency shall maintain a list of schools operating on a year-round system under Education Code §25.084 and conduct an evaluation of the performance and operations of such schools. The evaluation shall include an assessment of the number of schools operating under the year-round system; a comparison of the performance on state assessment instruments under Education Code §39.023 and the SAT or ACT of students attending schools that operate on a year-round system with the performance of students attending schools that operate on a traditional school year calendar; and information concerning the manner in which the academic calendars of year-round schools are structured.

The agency shall provide a list of the schools operating on a year-round system by January 1, 2016 and January 1, 2017. The agency shall report on the elements of the performance and operations of year-round schools specified above by January 1, 2017. The information required by this rider shall be submitted to the Governor, the Lieutenant Governor, the Speaker of the House, the Legislative Budget Board, and the presiding officers of the standing committees of the legislature with primary jurisdiction over public education.

- 70. Open Source Instructional Materials.** Out of funds appropriated in Strategy B.2.1, Technology and Instructional Materials, the Commissioner shall set aside \$5,000,000 from the State Instructional Materials Fund in each fiscal year of the biennium to issue a request for proposals for state-developed open-source instructional materials under Texas Education Code §31.071. It is the intent of the Legislature that the request should prioritize advanced secondary courses supporting the study of science, technology, engineering, and mathematics.

The Commissioner shall require that any external entity developing open-source instructional materials funded by this rider provide any data deemed necessary to assess the progress and success in developing such materials. The Commissioner shall annually submit a report by September 1 to the Governor, the Lieutenant Governor, the Speaker of the House, the Legislative Budget Board, and the presiding officers of the standing committees of the legislature with primary jurisdiction over public education. The report in fiscal year 2016 shall include information on the request for proposal timeline, implementation schedule, and any external entities submitting proposals. The report in fiscal year 2017 shall include information on the number and type of open-source instructional materials developed, use of those materials by school districts and open-enrollment charter schools, and plans for assessing the effectiveness of those materials.

- 71. Reporting on Open-Enrollment Charter Schools.** Out of funds appropriated above, the Texas Education Agency shall annually collect information from each open-enrollment charter school concerning fees collected from students by the open-enrollment charter school under the authority of Section 12.108 (b), Education Code, and information about students enrolled in an open-enrollment charter school who do not complete the school year at the school. The agency shall produce and submit to the legislature by January 1 of each year a report that details the following:
- 1) the amount each open-enrollment charter school collects for each type of fee listed by Section 11.158 (a), Education Code; and
 - 2) the number of students enrolled in the charter school who do not complete the school year at the school by leaver code and by the six-week period the student exited.

TEXAS EDUCATION AGENCY
(Continued)

- 72. Office of Complaints, Investigations, and Enforcement.** Out of funds appropriated in B.3.2, Agency Operations, the Commissioner shall allocate \$1,350,000 in General Revenue funds in each fiscal year of the 2016-17 biennium for the Office of Complaints, Investigations, and Enforcement.
- 73. Math Achievement Academies.** Out of General Revenue Funds appropriated above in Strategy A.2.1, Statewide Educational Programs, the Texas Education Agency shall use \$14,334,709 in fiscal year 2016 and \$8,481,837 in fiscal year 2017 to create highly professional, research-based, four-day Math Achievement Academies for teachers of kindergarten through third grade, utilizing a curriculum focused on how to teach core numeracy skills.
- 74. Literacy Achievement Academies.** Out of General Revenue Funds appropriated above in Strategy A.2.1, Statewide Educational Programs, the Texas Education Agency shall use \$9,334,709 in fiscal year 2016 and \$8,481,837 in fiscal year 2017 to host highly professional, research-based, four-day Literacy Achievement Academies for kindergarten through third grade teachers with a curriculum focused on how to teach core reading and writing skills.
- 75. Contingency for Legislation Relating to Maintenance and Operations Tax Rate Conversion.⁸** Included in amounts appropriated above in Strategy A.1.1., FSP - Equalized Operations is \$200,000,000 out of the Foundation School Fund No. 193 in the 2016-17 biennium contingent on enactment of legislation by the Eighty-fourth Legislature, Regular Session, relating to the conversion of portions of certain district tax rates currently equalized at the rate described in Education Code §42.302(a-1)(2) to instead be included in the rate used to calculate the district basic allotment under Education Code §42.101, the Tier 1 Local Fund Assignment under Education Code §42.252, and the wealth equalization provision of Education Code §41.002(a)(1).

Should such legislation not be enacted by the Eighty-fourth Legislature, Regular Session, the Foundation School Fund No. 193 amounts in Strategy A.1.1., FSP - Equalized Operations, and the sum-certain appropriation to the Foundation School Program identified in Rider 3, Foundation School Program Funding, shall be reduced by \$200,000,000.

- 76. Contingency for Legislation Providing Tax Relief through Franchise Tax Reform: Maintaining a Fully Funded Foundation School Program.¹³** Contingent on enactment of House Bill 32, Senate Bill 7 or Senate Bill 8, or other legislation by the Eighty-fourth Legislature, Regular Session, that provides tax relief through changes to the franchise tax that result in tax relief to taxpayers in an amount estimated to total \$1,300,000,000 in fiscal year 2016 and \$1,300,000,000 in fiscal year 2017, included above in Strategy A.1.1, FSP - Equalized Operations, out of Foundation School Fund No. 193 the Texas Education Agency is appropriated the amount by which the revenues in the Property Tax Relief Fund decrease as a result of the legislation, in order to maintain full funding in the Foundation School Program, estimated to be \$2,600,000,000 for the 2016-17 biennium. Changes to the franchise tax enacted by the legislation may include:
- a. decreasing the rate applied to a taxable entity's taxable margin;
 - b. increasing the total revenue exemption for a taxable entity; or
 - c. any method of reduction enacted by the Eighty-fourth Legislature.

- 77. Contingency for Legislation Providing Property Tax Relief: Maintaining a Fully Funded Foundation School Program.¹⁴** Contingent on enactment of Senate Bill 1, or other legislation by the Eighty-fourth Legislature, Regular Session, that provides school district property tax relief to Texas taxpayers, and subsequent voter approval of the associated constitutional amendment, and contingent upon legislation that holds school districts and charter schools harmless for the revenue impact of this tax relief, included above in Strategy A.1.1, FSP - Equalized Operations and A.1.2, FSP - Equalized Facilities, out of Foundation School Fund No. 193 the Texas Education Agency is appropriated the amount necessary to implement this or related legislation, estimated to be \$1,200,000,000 for the 2016-17 biennium.

Contingent on the failure to enact Senate Bill 1, or other legislation by the Eighty-fourth Legislature, Regular Session, that provides school district property tax relief to Texas taxpayers, the amounts in Strategy A.1.1., FSP - Equalized Operations and A.1.2., FSP - Equalized Facilities, out of the Foundation School Fund No. 193 are reduced by \$1,200,000,000 for the 2016-17 biennium, and the sum-certain appropriation to the Foundation School Program identified in Rider 3, Foundation School Program shall be reduced by a like amount.

TEXAS EDUCATION AGENCY
(Continued)

¹ HB 7, §2, 84th Legislature, Regular Session, changed the Method of Finance for \$16,000,000 in each year of the 2016-17 biennium appropriated in Strategy B.3.1, Improving Educator Quality and Leadership, from Educator Excellence Fund No. 5135 to the General Revenue Fund No. 001.

² Incorporates Article IX, §18.32, of this Act, due to enactment of HB 4, 84th Legislature, Regular Session, relating to providing a high quality prekindergarten grant program, resulting in increases of \$59,000,000 out of General Revenue funds each fiscal year of the biennium.

³ Incorporates Article IX, §18.41, of this Act, due to enactment of HB 1786, 84th Legislature, Regular Session, relating to the transfer of driver and traffic safety education from the Texas Education Agency and the Department of Public Safety to the Department of Licensing and Regulation (TDLR), resulting in decreases of \$1,241,016 out of General Revenue funds and 1.0 FTEs each fiscal year of the biennium.

⁴ Incorporates Article IX, §18.63, of this Act, due to enactment of SB 935, 84th Legislature, Regular Session, relating to establishing a reading excellence team pilot program, resulting in increases of \$1,539,136 in FY 2016 and \$1,531,136 in FY 2017 out of General Revenue funds and increases of 1.0 FTEs each fiscal year of the biennium.

⁵ Incorporates Article IX, §18.64, of this Act, due to enactment of SB 972, 84th Legislature, Regular Session, relating to providing training academies for public school teachers who provide reading comprehensive instruction to students in grades four and five, resulting in increases of \$7,020,252 in FY 2016 and \$4,090,874 in FY 2017 out of General Revenue funds and increases of 1.0 FTEs each fiscal year of the biennium.

⁶ Appropriations referenced in Rider 61, Southern Regional Education Board, were vetoed, resulting in decreases of \$193,000 in FY 2016 and \$193,000 in FY 2017 out of General Revenue funds. See the Governor's Veto Proclamation.

⁷ Incorporates Article IX, §18.25, of this Act, due to enactment of HB 1474, 84th Legislature, Regular Session, relating to the placement of money in the state instructional materials fund for public schools to use to purchase instructional materials, resulting in increases in FY 2016 of \$527,434,663 out of Instructional Materials Fund No. 003 and \$527,434,663 out of the Foundation School Fund No. 193 and a decrease of \$527,434,663 out of the Available School Fund No. 002; and an increase in FY 2017 of \$527,434,663 out of the Available School Fund No. 002 and decreases of \$527,434,663 out of Instructional Materials Fund No. 003 and \$527,434,663 out of the Foundation School fund No. 193.

⁸ HB 7, 84th Legislature, Regular Session, passed and was enacted, resulting in an increase in the Tax Rate Conversion Account No. 5159 of \$100,000,000 in each fiscal year, and a decrease from the Foundation School Fund No. 193 by \$100,000,000 in each fiscal year.

⁹ Incorporates provisions in HB 7, 84th Legislature, resulting in the elimination of GR Dedicated - Specialty License Plates General method of financing and a corresponding increase of \$32,701 in each fiscal year in appropriations to the License Plate Trust Fund Account No. 0802.

¹⁰ Article IX, §18.02, of this Act, increases the salary of the Commissioner of Education from \$223,635 to \$229,226.

¹¹ Article IX, §18.02, of this Act, increases the salary of the Permanent School Fund Chief Investment Officer from \$375,000 to \$384,375.

¹² HB 3123, 84th Legislature, Regular Session, passed and continues the agency until September 1, 2025.

¹³ HB 32, 84th Legislature, Regular Session, passed and was enacted.

¹⁴ SB 1, 84th Legislature, Regular Session, passed and was enacted upon approval by the voters of Proposition 1 on November 3, 2015.

SCHOOL FOR THE BLIND AND VISUALLY IMPAIRED

	For the Years Ending August 31, 2016	August 31, 2017
Method of Financing:		
General Revenue Fund ¹	\$ 14,613,971	\$ 14,413,971
Federal Funds	4,789,974	4,789,974
<u>Other Funds</u>		
Appropriated Receipts	3,006,116	3,006,116
Interagency Contracts	1,506,784	1,506,784
Subtotal, Other Funds	<u>\$ 4,512,900</u>	<u>\$ 4,512,900</u>
Total, Method of Financing	<u>\$ 23,916,845</u>	<u>\$ 23,716,845</u>

This bill pattern represents an estimated 100% of this agency's estimated total available funds for the biennium.

Number of Full-Time-Equivalents (FTE):¹	359.9	359.9
---	-------	-------

SCHOOL FOR THE BLIND AND VISUALLY IMPAIRED

(Continued)

Schedule of Exempt Positions:²

Superintendent - Group 4	\$138,680	\$138,680
--------------------------	-----------	-----------

Items of Appropriation:

A. Goal: ACADEMIC AND LIFE TRAINING

Provide Necessary Skills/Knowledge to Students with Visual Impairments.

A.1.1. Strategy: CLASSROOM INSTRUCTION Provide Well-balanced Curriculum Including Disability-specific Skills.	\$ 5,436,506	\$ 5,436,506
A.1.2. Strategy: RESIDENTIAL PROGRAM Provide Instruction in Independent Living and Social Skills.	\$ 4,017,439	\$ 4,017,439
A.1.3. Strategy: SHORT-TERM PROGRAMS Provide Summer School and Short-term Programs to Meet Students' Needs.	\$ 1,722,739	\$ 1,722,739
A.1.4. Strategy: RELATED AND SUPPORT SERVICES Provide Regular and Short-term Related and Support Services.	<u>\$ 4,870,461</u>	<u>\$ 4,670,461</u>

Total, Goal A: ACADEMIC AND LIFE TRAINING	<u>\$ 16,047,145</u>	<u>\$ 15,847,145</u>
--	----------------------	----------------------

B. Goal: STATEWIDE RESOURCE CENTER

Ensure Skills Necessary to Improve Students' Education and Services.

B.1.1. Strategy: TECHNICAL ASSISTANCE Provide Technical Asst for Families/Programs Serving Visually Impaired.	\$ 2,648,102	\$ 2,648,102
B.1.2. Strategy: PROF ED IN VISUAL IMPAIRMENT Professional Education in Visual Impairment.	<u>\$ 1,400,000</u>	<u>\$ 1,400,000</u>

Total, Goal B: STATEWIDE RESOURCE CENTER	<u>\$ 4,048,102</u>	<u>\$ 4,048,102</u>
---	---------------------	---------------------

C. Goal: EDUCATIONAL PROF SALARY INCREASES

Estimated Educational Professional Salary Increases.

C.1.1. Strategy: EDUC PROF SALARY INCREASES Estimated Educational Professional Salary Increases.	\$ 0	\$ 0
--	------	------

D. Goal: INDIRECT ADMINISTRATION

D.1.1. Strategy: CENTRAL ADMINISTRATION	\$ 2,144,795	\$ 2,144,795
D.1.2. Strategy: OTHER SUPPORT SERVICES¹	<u>\$ 1,676,803</u>	<u>\$ 1,676,803</u>

Total, Goal D: INDIRECT ADMINISTRATION	<u>\$ 3,821,598</u>	<u>\$ 3,821,598</u>
---	---------------------	---------------------

Grand Total, SCHOOL FOR THE BLIND AND VISUALLY IMPAIRED	<u>\$ 23,916,845</u>	<u>\$ 23,716,845</u>
--	----------------------	----------------------

Object-of-Expense Informational Listing:

Salaries and Wages	\$ 17,948,737	\$ 17,948,737
Other Personnel Costs	241,282	241,282
Professional Fees and Services	353,938	353,938
Fuels and Lubricants	111,500	111,500
Consumable Supplies	305,370	305,370
Utilities	720,000	720,000
Travel	237,167	237,167
Rent - Machine and Other	64,400	64,400
Other Operating Expense	1,908,909	1,908,909
Client Services	10,700	10,700
Food for Persons - Wards of State	390,592	390,592
Grants	1,055,250	1,055,250
Capital Expenditures	<u>569,000</u>	<u>369,000</u>

Total, Object-of-Expense Informational Listing	<u>\$ 23,916,845</u>	<u>\$ 23,716,845</u>
---	----------------------	----------------------

Estimated Allocations for Employee Benefits and Debt Service Appropriations Made Elsewhere in this Act:

Employee Benefits

Retirement	\$ 1,403,605	\$ 1,409,925
Group Insurance	3,959,964	4,306,166

SCHOOL FOR THE BLIND AND VISUALLY IMPAIRED
(Continued)

Social Security	1,353,153	1,359,919
Benefits Replacement	<u>65,445</u>	<u>59,228</u>
Subtotal, Employee Benefits	<u>\$ 6,782,167</u>	<u>\$ 7,135,238</u>
<u>Debt Service</u>		
TPFA GO Bond Debt Service	\$ 11,433,812	\$ 10,922,338
Lease Payments	<u>15,709</u>	<u>15,944</u>
Subtotal, Debt Service	<u>\$ 11,449,521</u>	<u>\$ 10,938,282</u>
Total, Estimated Allocations for Employee Benefits and Debt Service Appropriations Made Elsewhere in this Act	<u>\$ 18,231,688</u>	<u>\$ 18,073,520</u>

- 1. Performance Measure Targets.** The following is a listing of the key performance target levels for the School for the Blind and Visually Impaired. It is the intent of the Legislature that appropriations made by this Act be utilized in the most efficient and effective manner possible to achieve the intended mission of the School for the Blind and Visually Impaired. In order to achieve the objectives and service standards established by this Act, the School for the Blind and Visually Impaired shall make every effort to attain the following designated key performance target levels associated with each item of appropriation.

	<u>2016</u>	<u>2017</u>
A. Goal: ACADEMIC AND LIFE TRAINING		
Outcome (Results/Impact):		
Percent of Students Enrolled in Comprehensive Programs		
Achieving Moderate to Substantial Progress on Every Area of the Core and Expanded Core Curriculum in Which They are Receiving Programming		
	80%	80%
Percent of Statewide Assessment Tests Passed		
	60%	60%
A.1.1. Strategy: CLASSROOM INSTRUCTION		
Output (Volume):		
Number of Students Enrolled in Day Programming During Regular School Year		
	165	165
Efficiencies:		
Average Cost of Instructional Program Per Student Per Day		
	173.24	174.17
A.1.2. Strategy: RESIDENTIAL PROGRAM		
Output (Volume):		
Number of Students Enrolled in Residential Programming During Regular School Year		
	155	155
Efficiencies:		
Average Cost of Residential Program Per Student Per Night		
	88.16	90.31
A.1.3. Strategy: SHORT-TERM PROGRAMS		
Output (Volume):		
Number of Students Enrolled in School Year Short-term Programs		
	170	170
B. Goal: STATEWIDE RESOURCE CENTER		
B.1.1. Strategy: TECHNICAL ASSISTANCE		
Output (Volume):		
Number of Conferences and Workshops Sponsored or Co-sponsored by TSBVI, or at which TSBVI Personnel are Speakers		
	220	220
Number of Participants in Conferences and Workshops Sponsored or Co-Sponsored by TSVBI, or at which TSVBI Personnel are Speakers		
	6,000	6,000
B.1.2. Strategy: PROF ED IN VISUAL IMPAIRMENT		
Output (Volume):		
Number of New Students Enrolled in University Coursework for Professional Education in Visual Impairment		
	70	70

- 2. Capital Budget.** None of the funds appropriated above may be expended for capital budget items except as listed below. The amounts shown below shall be expended only for the purposes shown and are not available for expenditure for other purposes.

SCHOOL FOR THE BLIND AND VISUALLY IMPAIRED
(Continued)

	2016	2017
a. Acquisition of Information Resource Technologies		
(1) Administrative & Infrastructure Upgrades	\$ 30,000	\$ 30,000
(2) Instructional Materials and Technology	\$ 300,000	\$ 300,000
Total, Acquisition of Information Resource Technologies	\$ 330,000	\$ 330,000
b. Transportation Items		
(1) Vehicle Replacements	\$ 200,000	\$ 0
Total, Capital Budget	\$ 530,000	\$ 330,000
Method of Financing (Capital Budget):		
General Revenue Fund	\$ 530,000	\$ 330,000
Total, Method of Financing	\$ 530,000	\$ 330,000

3. **Teacher Preparation Consortium.**³ Out of the funds appropriated above in Strategy B.1.2, Professional Education in Visual Impairment, \$900,000 in each year of the biennium is Federal CFDA 84.027, Special Education Grants, and \$500,000 in each year of the biennium is General Revenue Funds. These funds shall be used to support professional preparation for teachers of students with visual impairments. The funds shall be expended under the provisions of a memorandum of understanding executed by Texas School for the Blind and Visually Impaired, Texas Tech University, and Stephen F. Austin University.

4. **Educational Professional Salary Increases.** The funds appropriated in Strategy C.1.1, Educational Professional Salary Increases, are estimated General Revenue amounts and are contingent upon the increases granted to comparable educational professionals in the Austin Independent School District, pursuant to Texas Education Code §30.024(b)(1). No later than November 1 of each year of the biennium, the Texas School for the Blind and Visually Impaired shall submit, in a form acceptable to the Legislative Budget Board and the Governor, a computation of the salary increases. The school is directed to include in each year of the subsequent biennium baseline budget request the actual amount expended for salary increases in the second year of the previous biennium.

5. **Cash Flow Contingency.** Subject to the prior approval of the Governor and the Legislative Budget Board, the Texas School for the Blind and Visually Impaired is hereby authorized to transfer General Revenue funds in an amount not to exceed \$500,000 from fiscal year 2017 to fiscal year 2016. This transfer is contingent upon the anticipated receipt of a like amount of federal reimbursement funds, and shall be used only for the purpose of temporary cash flow needs.

6. **Federal Funds for Statewide Services.** Out of funds appropriated above in Strategy A.1.3, Summer and Short Programs, for each year of the 2016-17 biennium \$148,367 is Federal CFDA 84.027 Special Education Grants. These funds shall be used to support short-term programs for students who are otherwise enrolled in local school districts.

Out of the funds appropriated above in Strategy B.1.1, Technical Assistance, for each year of the 2016-17 biennium \$98,856 is Federal CFDA 84.027 Special Education Grants. These funds shall be used to provide statewide assistive technology training to programs in local school districts.

7. **Unexpended Balances Bond Proceeds.** Included in the amounts appropriated above are unexpended and unobligated balances of General Obligation Bond Proceeds that have been approved under the provisions of Article IX, Section 17.11 of Senate Bill 1, Eighty-first Legislature, Regular Session, 2009, remaining as of August 31, 2015, (estimated to be \$0), for the purpose of completing campus renovations for the 2016-17 biennium in Strategy D.1.3, Facility Construction, Repair & Rehabilitation.

Any unexpended balances in General Obligation Bond Proceeds described herein and remaining as of August 31, 2015, are hereby appropriated for the same purposes for the fiscal biennium beginning September 1, 2015.

SCHOOL FOR THE BLIND AND VISUALLY IMPAIRED
(Continued)

- 8. Contingency for Senate Bill 1.**⁴ Contingent on enactment of Senate Bill 1, or similar legislation relating to local property tax relief that results in decreased funding to The Texas School for the Blind and Visually Impaired, by the Eighty-fourth Legislature, Regular Session, the Texas School for the Blind and Visually Impaired is appropriated \$33,878 for fiscal year 2016 and \$33,878 for fiscal year 2017 in Strategy A.1.1, Classroom Instruction, from General Revenue.

¹ Incorporates Article IX, §18.62, of this Act, due to enactment of SB 836, 84th Legislature, Regular Session, relating to transfer of management services for physical facilities to the Texas Facilities Commission, resulting in decreases of \$605,271 out of General Revenue funds and 19.3 FTEs each fiscal year of the biennium.

² Article IX, §18.02, of this Act, increases the salary of the Superintendent from \$135,298 to \$138,680.

³ Modified to reflect technical correction.

⁴ Incorporates Rider 8, Contingency for Senate Bill 1, due to enactment of SB 1, 84th Legislature, Regular Session, relating to property tax relief and state reimbursement to school districts for revenue loss, validating appropriations made above in Strategy A.1.1, Classroom Instruction, of \$33,878 out of General Revenue funds in each fiscal year of the biennium.

SCHOOL FOR THE DEAF

	For the Years Ending	
	August 31, 2016	August 31, 2017
Method of Financing:		
General Revenue Fund ¹	\$ 17,550,537	\$ 17,490,537
Federal Funds	1,957,075	1,957,075
<u>Other Funds</u>		
Appropriated Receipts	7,656,752	7,656,752
Interagency Contracts	457,679	457,679
Subtotal, Other Funds	\$ 8,114,431	\$ 8,114,431
Total, Method of Financing	\$ 27,622,043	\$ 27,562,043
This bill pattern represents an estimated 100% of this agency's estimated total available funds for the biennium.		
Number of Full-Time-Equivalents (FTE): ¹	434.6	434.6
Schedule of Exempt Positions: ²		
Superintendent - Group 4	\$145,556	\$145,556
Items of Appropriation:		
A. Goal: ACADEMIC, LIFE, AND WORK TRAINING		
Provide Training for Students to Become Productive Citizens.		
A.1.1. Strategy: CLASSROOM INSTRUCTION	\$ 7,943,577	\$ 7,943,577
Provide Rigorous Educational Services in the Classroom.		
A.1.2. Strategy: RESIDENTIAL PROGRAM	\$ 4,425,535	\$ 4,425,535
Provide After-school Residential Programming.		
A.1.3. Strategy: RELATED AND SUPPORT SERVICES ¹	\$ 5,041,241	\$ 5,041,241
Provide Counseling and Other Support Services.		
A.1.4. Strategy: CAREER AND TRANSITION PROGRAMS	\$ 1,765,163	\$ 1,705,163
Provide Career & Technical Education and Transition Services.		
A.1.5. Strategy: STUDENT TRANSPORTATION	\$ 2,136,743	\$ 2,136,743
Provide Daily & Weekend Home Student Transportation.		
Total, Goal A: ACADEMIC, LIFE, AND WORK TRAINING	\$ 21,312,259	\$ 21,252,260

SCHOOL FOR THE DEAF
(Continued)

B. Goal: OUTREACH AND RESOURCE SERVICES

Promote Outreach and Resource Services.

B.1.1. Strategy: TECHNICAL ASSISTANCE	\$ 1,156,091	\$ 1,156,091
Provide Statewide Technical Assistance.		
B.1.2. Strategy: STATEWIDE OUTREACH PROGRAMS	<u>\$ 1,295,314</u>	<u>\$ 1,295,314</u>
Provide Statewide Outreach Programs.		

Total, Goal B: OUTREACH AND RESOURCE SERVICES	<u>\$ 2,451,405</u>	<u>\$ 2,451,405</u>
--	---------------------	---------------------

C. Goal: EDUCATIONAL PROF SALARY INCREASES

Estimated Educational Professional Salary Increases.

C.1.1. Strategy: EDUC PROF SALARY INCREASES	\$ 0	\$ 0
Estimated Educational Professional Salary Increases.		

D. Goal: INDIRECT ADMINISTRATION

D.1.1. Strategy: CENTRAL ADMINISTRATION	\$ 1,517,293	\$ 1,517,292
D.1.2. Strategy: OTHER SUPPORT SERVICES¹	<u>\$ 2,341,086</u>	<u>\$ 2,341,086</u>

Total, Goal D: INDIRECT ADMINISTRATION	<u>\$ 3,858,379</u>	<u>\$ 3,858,378</u>
---	---------------------	---------------------

Grand Total, SCHOOL FOR THE DEAF	<u>\$ 27,622,043</u>	<u>\$ 27,562,043</u>
---	----------------------	----------------------

Object-of-Expense Informational Listing:

Salaries and Wages	\$ 20,685,562	\$ 20,685,562
Other Personnel Costs	1,066,794	1,066,794
Professional Fees and Services	216,618	216,618
Fuels and Lubricants	102,882	102,882
Consumable Supplies	218,435	218,435
Utilities	1,199,238	1,199,238
Travel	229,730	229,730
Rent - Building	90,600	90,600
Rent - Machine and Other	56,545	56,545
Other Operating Expense	2,043,543	1,983,543
Client Services	779,395	779,395
Food for Persons - Wards of State	482,700	482,700
Capital Expenditures	<u>450,001</u>	<u>450,001</u>

Total, Object-of-Expense Informational Listing	<u>\$ 27,622,043</u>	<u>\$ 27,562,043</u>
---	----------------------	----------------------

Estimated Allocations for Employee Benefits and Debt Service Appropriations Made Elsewhere in this Act:

Employee Benefits

Retirement	\$ 1,743,366	\$ 1,751,216
Group Insurance	4,925,701	5,363,092
Social Security	1,560,281	1,568,083
Benefits Replacement	<u>56,449</u>	<u>51,086</u>

Subtotal, Employee Benefits	<u>\$ 8,285,797</u>	<u>\$ 8,733,477</u>
-----------------------------	---------------------	---------------------

Debt Service

TPFA GO Bond Debt Service	\$ 364,033	\$ 351,374
Lease Payments	<u>1,884,050</u>	<u>1,901,942</u>

Subtotal, Debt Service	<u>\$ 2,248,083</u>	<u>\$ 2,253,316</u>
------------------------	---------------------	---------------------

Total, Estimated Allocations for Employee Benefits and Debt Service Appropriations Made Elsewhere in this Act	<u>\$ 10,533,880</u>	<u>\$ 10,986,793</u>
--	----------------------	----------------------

1. **Performance Measure Targets.** The following is a listing of the key performance target levels for the School for the Deaf. It is the intent of the Legislature that appropriations made by this Act be utilized in the most efficient and effective manner possible to achieve the intended mission of the School for the Deaf. In order to achieve the objectives and service standards established by this Act, the School for the Deaf shall make every effort to attain the following designated key performance target levels associated with each item of appropriation.

SCHOOL FOR THE DEAF
(Continued)

	<u>2016</u>	<u>2017</u>
A. Goal: ACADEMIC, LIFE, AND WORK TRAINING		
Outcome (Results/Impact):		
Percent of Academic Courses in Which Students Obtain a Passing Grade	94%	95%
Percent of Graduates Accepted in Postsecondary Education	55%	55%
Percent of All Statewide Assessments on which the State Passing Standard is Met or Exceeded	39%	40%
A.1.1. Strategy: CLASSROOM INSTRUCTION		
Output (Volume):		
Number of Students Enrolled at Texas School for the Deaf	595	600
Efficiencies:		
Average Cost of Instructional Program Per Student Per Day	69.31	68.73
A.1.2. Strategy: RESIDENTIAL PROGRAM		
Output (Volume):		
Number of Residential Students	283	285
Efficiencies:		
Average Cost of Residential Program Per Student Per Night	57.62	57.22
A.1.3. Strategy: RELATED AND SUPPORT SERVICES		
Output (Volume):		
Number of Comprehensive Assessments Conducted for Current Students	189	189
A.1.4. Strategy: CAREER AND TRANSITION PROGRAMS		
Output (Volume):		
Number of Graduates Accepted into College or Other Post-Secondary Training Programs	30	30
Number of Students Participating in Career and Transition Work-training Programs	165	165
A.1.5. Strategy: STUDENT TRANSPORTATION		
Output (Volume):		
Number of Local Students Participating in Daily Transportation	312	315
Number of Residential Students Transported Home Weekly	195	200
Efficiencies:		
Average Cost of Transportation per School Day	4,566.03	4,566.03

- 2. Capital Budget.** None of the funds appropriated above may be expended for capital budget items except as listed below. The amounts shown below shall be expended only for the purposes shown and are not available for expenditure for other purposes. Amounts appropriated above and identified in this provision as appropriations either for "Lease payments to the Master Lease Purchase Program" or for items with an "(MLPP)" notation shall be expended only for the purpose of making lease-purchase payments to the Texas Public Finance Authority pursuant to the provisions of Government Code §1232.103.

	<u>2016</u>	<u>2017</u>
a. Transportation Items		
(1) 2016/2017 Transportation Items	\$ 250,000	\$ 250,000
b. Other Lease Payments to the Master Lease Purchase Program (MLPP)		
(1) 2014/2015 Annual Computer Replacement	133,334	66,667
(2) 2016/2017 Computer Replacement	<u>\$ 66,667</u>	<u>\$ 133,334</u>
Total, Other Lease Payments to the Master Lease Purchase Program (MLPP)	<u>\$ 200,001</u>	<u>\$ 200,001</u>
Total, Capital Budget	<u>\$ 450,001</u>	<u>\$ 450,001</u>
Method of Financing (Capital Budget):		
General Revenue Fund	\$ 450,001	\$ 450,001
Total, Method of Financing	<u>\$ 450,001</u>	<u>\$ 450,001</u>

- 3. Educational Professional Salary Increases.** The funds appropriated in Strategy C.1.1, Educational Professional Salary Increases, are estimated General Revenue amounts and are contingent upon the increases granted to comparable educational professionals in the Austin Independent School District, pursuant to Texas Education Code §30.055(b)(1). No later than November 1 of each year of the biennium, the Texas School for the Deaf shall submit, in a form acceptable to the Legislative Budget Board and the Governor, a computation of the salary

SCHOOL FOR THE DEAF (Continued)

increases. The school is directed to include in each year of the subsequent biennium baseline budget request the actual amount expended for salary increases in the second year of the previous biennium.

4. **One-time Funding for the Purchase of Buses and Vans.** Out of funds appropriated above, \$125,000 in General Revenue Funds in each year of the 2016-17 biennium, appropriated in the Capital Budget (a) Transportation Items for the purchase of buses and vans, is funded on a one-time basis and shall not be included in the agency's baseline budget request for the subsequent biennium.
5. **Contingency for Senate Bill 1.**³ Contingent on enactment of Senate Bill 1, or similar legislation relating to local property tax relief that results in decreased funding to The Texas School for the Deaf, by the Eighty-fourth Legislature, Regular Session, included in amounts appropriated above in Strategy A.1.1, Classroom Instruction, is \$76,280 for fiscal year 2016 and \$76,280 for fiscal year 2017 in General Revenue Funds.

¹ Incorporates Article IX, §18.62, of this Act, due to enactment SB 836, 84th Legislature, Regular Session, relating to transfer of management services for physical facilities to the Texas Facilities Commission, resulting in decreases of \$1,077,610 in FY 2016 and \$1,077,609 in FY 2017 out of General Revenue funds, and 32.0 FTEs in each fiscal year of the biennium.

² Article IX, §18.02, of this Act, increases the salary of the Superintendent from \$142,006 to \$145,556.

³ Incorporates Rider 5, Contingency for Senate Bill 1, due to enactment of SB 1, 84th Legislature, Regular Session, relating to property tax relief and state reimbursement to school districts for revenue loss, validating appropriations made above in Strategy A.1.1, Classroom Instruction, of \$76,280 out of General Revenue funds in each fiscal year of the biennium.

SPECIAL PROVISIONS FOR THE SCHOOL FOR THE BLIND AND VISUALLY IMPAIRED AND SCHOOL FOR THE DEAF

1. **Services to Employees.** The governing boards may expend money for the provision of first aid or other minor medical attention for employees injured in the course and scope of their employment and for the repair and/or replacement of employees' items of personal property which are damaged or destroyed in the course and scope of their employment, so long as such items are medically prescribed equipment (e.g., eyeglasses, hearing aids, etc.).
2. **Supplemental Pay.** The Superintendent is authorized to determine supplemental pay for certain positions provided that the provision of such compensation (e.g., stipends, shift differential pay) is necessary to effectively carry out the job responsibilities of the position.
3. **Appropriation of Funds.** With respect to the following funds held outside the State Treasury, any balances remaining at the end of the fiscal years ending August 31, 2015 and 2016, plus all receipts deposited to each fund's credit and income received on the fund during the biennium, are appropriated for the continued purpose for which the fund was established subject to the approval of the respective governing board: the Expendable Trust Fund; the Student Trust Fund; the Student Activity Fund; and the Student Aid Fund.

With respect to the following funds held within the State Treasury, any balances remaining at the end of the fiscal years ending August 31, 2015 and 2016, plus all receipts deposited to each fund's credit and income received on the fund during the biennium, are appropriated for the continued purpose for which the fund was established: Vocational Programs Fund; Technology Lending Fund; Curriculum Publications Fund; Independent School District Fund; State and County Available Fund and other funds brought into the State Treasury under Texas Government Code, Chapter 404.

Funds received from sale of food and recyclables and from the use of facilities of the Texas School for the Blind and Visually Impaired and the Texas School for the Deaf by organizations and other entities, including Learning Ally, Inc., and any daycare center provider using the facilities, are appropriated for the use of the respective school subject to the approval of the governing board.

**SPECIAL PROVISIONS FOR THE SCHOOL FOR THE BLIND
AND VISUALLY IMPAIRED AND SCHOOL FOR THE DEAF**

(Continued)

4. **Certification and Appropriation of Medicaid Reimbursement.** The Texas School for the Blind and Visually Impaired and the Texas School for the Deaf shall certify and/or transfer appropriated state funds to the Health and Human Services Commission or its designee for the state share of any Medicaid reimbursement for services provided to eligible students. The federal share of such reimbursement is appropriated to each respective school.
5. **Payments by School Districts.** All revenues collected from local school districts in excess of the funds appropriated above are hereby appropriated to the Texas School for the Blind and Visually Impaired and the Texas School for the Deaf, respectively.
6. **Consideration for Grants from the Texas Education Agency.** For all grants of state or federal funds by the Texas Education Agency, the Texas School for the Blind and Visually Impaired and the Texas School for the Deaf shall be considered independent school districts for purposes of eligibility determination, unless the Commissioner of Education and the school Superintendents mutually agree to an alternate consideration.
7. **Substitute Teachers not Included in FTE Limit.** Notwithstanding the limitations of Article IX, Sec. 6.10. Limitations on State Employment Levels, for Texas School for the Blind and Visually Impaired and Texas School for the Deaf, it is the intent of the Legislature that the calculation of the number of full-time equivalent employees (FTEs) employed shall not include substitute teachers.

TEACHER RETIREMENT SYSTEM

	For the Years Ending	
	August 31, 2016	August 31, 2017
Method of Financing:		
General Revenue Fund	\$ 2,002,929,038	\$ 2,046,454,786
GR Dedicated - Estimated Other Educational and General Income Account No. 770	46,177,654	48,024,760
Teacher Retirement System Trust Account Fund No. 960	<u>122,573,232</u>	<u>80,603,019</u>
Total, Method of Financing	<u>\$ 2,171,679,924</u>	<u>\$ 2,175,082,565</u>

This bill pattern represents an estimated 3.4% of this agency's estimated total available funds for the biennium.

Number of Full-Time-Equivalents (FTE):	503.3	503.3
---	-------	-------

Schedule of Exempt Positions:

Executive Director	\$311,850	\$311,850
Chief Investment Officer	480,000	480,000
Deputy Director Investment Officer	340,000	340,000
Investment Fund Director	360,000	360,000
Investment Fund Director	360,000	360,000
Investment Fund Director	350,000	350,000
Investment Fund Director	330,000	330,000
Investment Fund Director	300,000	300,000

Items of Appropriation:

A. Goal: TEACHER RETIREMENT SYSTEM

To Administer the System as an Employee Benefit Trust.

A.1.1. Strategy: TRS - PUBLIC EDUCATION

RETIREMENT	\$ 1,551,265,878	\$ 1,582,291,196
------------	------------------	------------------

Retirement Contributions for Public Education Employees. Estimated.

TEACHER RETIREMENT SYSTEM

(Continued)

A.1.2. Strategy: TRS - HIGHER EDUCATION RETIREMENT	\$ 222,920,462	\$ 231,758,217
Retirement Contributions for Higher Education Employees. Estimated.		
A.1.3. Strategy: ADMINISTRATIVE OPERATIONS	\$ 119,188,758	\$ 77,162,229
A.2.1. Strategy: RETIREE HEALTH - STATUTORY FUNDS	<u>\$ 278,304,826</u>	<u>\$ 283,870,923</u>
Healthcare for Public Ed Retirees Funded by Statute. Estimated.		
Total, Goal A: TEACHER RETIREMENT SYSTEM	<u>\$ 2,171,679,924</u>	<u>\$ 2,175,082,565</u>
Grand Total, TEACHER RETIREMENT SYSTEM	<u>\$ 2,171,679,924</u>	<u>\$ 2,175,082,565</u>

Object-of-Expense Informational Listing:

Salaries and Wages	\$ 56,559,946	\$ 49,636,162
Other Personnel Costs	2,053,693,246	2,099,111,496
Professional Fees and Services	30,757,194	4,475,400
Fuels and Lubricants	3,255	3,425
Consumable Supplies	576,300	561,729
Utilities	1,187,791	1,245,150
Travel	1,666,348	1,662,638
Rent - Building	2,252,723	2,343,887
Rent - Machine and Other	531,965	569,672
Other Operating Expense	17,521,311	13,464,131
Capital Expenditures	<u>6,929,845</u>	<u>2,008,875</u>
Total, Object-of-Expense Informational Listing	<u>\$ 2,171,679,924</u>	<u>\$ 2,175,082,565</u>

Estimated Allocations for Employee Benefits and Debt Service Appropriations Made Elsewhere in this Act:

Employee Benefits

Retirement	\$ 3,384,474	\$ 3,440,790
Group Insurance	6,881,736	7,486,771
Social Security	3,131,400	3,147,057
Benefits Replacement	<u>86,262</u>	<u>78,067</u>

Subtotal, Employee Benefits \$ 13,483,872 \$ 14,152,685

Total, Estimated Allocations for Employee Benefits and Debt Service Appropriations Made Elsewhere in this Act \$ 13,483,872 \$ 14,152,685

1. **Performance Measure Targets.** The following is a listing of the key performance target levels for the Teacher Retirement System. It is the intent of the Legislature that appropriations made by this Act be utilized in the most efficient and effective manner possible to achieve the intended mission of the Teacher Retirement System. In order to achieve the objectives and service standards established by this Act, the Teacher Retirement System shall make every effort to attain the following designated key performance target levels associated with each item of appropriation.

	<u>2016</u>	<u>2017</u>
A. Goal: TEACHER RETIREMENT SYSTEM		
Outcome (Results/Impact):		
TRS Retirement Fund Annual Operating Expense Per Total Member in Dollars (Excluding Investment Expenses)	28	29
TRS Retirement Fund Investment Expense as Basis Points of Net Assets	23	23
Service Level Percentage of Calls Answered in Specified Time Interval	80%	80%
A.1.3. Strategy: ADMINISTRATIVE OPERATIONS		
Output (Volume):		
Number of TRS Benefit Applications Processed	72,000	72,000

2. **Capital Budget.** None of the funds appropriated above for Strategy A.1.3, Administrative Operations, may be expended for capital budget items except as listed below. The amounts shown below shall be expended only for the purposes shown and are not available for expenditure for other purposes.

TEACHER RETIREMENT SYSTEM
(Continued)

	2016	2017
a. Repair or Rehabilitation of Buildings and Facilities		
(1) Building Renovations FY 2016/FY 2017	\$ 500,000	\$ 500,000
(2) Sump Pump System Upgrade FY 2016/FY 2017	1,200,000	0
(3) Garage Fire Suppression Upgrade FY 2016/FY 2017	1,500,000	0
(4) Data Center Generator FY 2016/FY 2017	<u>\$ 600,000</u>	<u>\$ 0</u>
Total, Repair or Rehabilitation of Buildings and Facilities	<u>\$ 3,800,000</u>	<u>\$ 500,000</u>
b. Acquisition of Information Resource Technologies		
(1) TRS Enterprise Application Modernization (TEAM) Program FY 2016/FY 2017	40,348,768	0
(2) Mainframe and Peripheral Upgrades FY2016/FY2017	420,000	420,000
(3) Telecommunications Upgrade FY 2016/FY 2017	450,000	450,000
(4) Investment Systems Modernization FY 2016/FY 2017	370,000	0
(5) Pension Legislation FY 2017	0	200,000
(6) PC Workstation Refresh FY 2016/FY 2017	<u>\$ 370,000</u>	<u>\$ 370,000</u>
Total, Acquisition of Information Resource Technologies	<u>\$ 41,958,768</u>	<u>\$ 1,440,000</u>
Total, Capital Budget	<u>\$ 45,758,768</u>	<u>\$ 1,940,000</u>
Method of Financing (Capital Budget):		
Teacher Retirement System Trust Account Fund No. 960	\$ 45,758,768	\$ 1,940,000
Total, Method of Financing	<u>\$ 45,758,768</u>	<u>\$ 1,940,000</u>

3. **Updated Actuarial Valuation.** The Teacher Retirement System shall contract with an actuary to perform a limited actuarial valuation of the assets and liabilities of the Teacher Retirement System as of February 28 in those years when the Legislature meets in regular session. The purpose of the valuation shall be to determine the effect of investment, salary, and payroll experience on the unfunded liability, the amortization period, and the state contribution rate which results in a 30-year amortization period of the retirement system.
4. **State Contribution to Teacher Retirement Program.** The amounts specified above in Strategy A.1.1, TRS-Public Education Retirement, \$1,551,265,878 in fiscal year 2016 and \$1,582,291,196 in fiscal year 2017, and A.1.2, TRS-Higher Education Retirement, \$222,920,462 in fiscal year 2016 and \$231,758,217 in fiscal year 2017 are based on a state contribution of 6.8 percent of payroll in each year of the 2016-17 biennium, estimated.
5. **State Contribution to Texas Public School Retired Employees Group Insurance Program.** The amounts specified above in Strategy A.2.1, Retiree Health-Statutory Funds, \$278,304,826 in fiscal year 2016 and \$283,870,923 in fiscal year 2017 are based on a state contribution of 1.0 percent of payroll for each fiscal year, estimated.

The retirement system shall notify the Legislative Budget Board, the Governor, and its membership prior to establishing premiums, regarding the impact such premiums will have on retiree costs for TRS-Care insurance.

It is the intent of the Legislature that the Teacher Retirement System control the cost of the retiree insurance program by not providing rate increases to health care providers and pharmacy providers during the 2016-17 biennium without providing 60 days notice to the Legislative Budget Board.

6. **Excess Benefit Arrangement Account.** There is hereby appropriated to the Teacher Retirement System all funds transferred or deposited into the Excess Benefit Arrangement Account established in the General Revenue Fund for the purpose of paying benefits as authorized by Government Code §825.517.

TEACHER RETIREMENT SYSTEM

(Continued)

7. **Transfer of Other Educational and General Income.** The Comptroller of Public Accounts is hereby authorized to transfer the necessary appropriations made above in Strategy A.1.2, TRS-Higher Education Retirement from Other Educational and General Income to institutions of higher education to meet their obligations and comply with the proportionality policy as expressed in the Article IX provision entitled Benefits Paid Proportional by Fund.
8. **Exempt Positions.** Notwithstanding the limitations contained in the Article IX provision entitled Scheduled Exempt Positions, the TRS Board of Trustees may determine the salaries of the positions listed above in the Schedule of Exempt Positions without limitation.
9. **Annual School District Contribution Rate to TRS-Care.** The annual contribution rate for school districts for fiscal years 2016 and 2017 shall be 0.55 percent of total payroll.
10. **Full-Time Equivalent Positions Intern Exemption.** The number of Full-Time Equivalent (FTE) positions held by undergraduate and graduate students in the Intern Program of the Teacher Retirement System (TRS) shall be exempt from Article IX, Sec. 6.10. Limitation on State Employment Levels. This provision will not change the cap on the Number of Full-Time Equivalents (FTE) for TRS listed elsewhere in this Act. TRS shall provide to the Legislative Budget Board, the Governor, the Comptroller of Public Accounts, and the State Auditor's Office a report of the number of FTEs associated with the Intern Program each fiscal year.
11. **Limitation on Funds Appropriated to the Teacher Retirement System (TRS).** It is the intent of the Legislature that none of the funds appropriated by this Act or from Teacher Retirement System Pension Trust Fund Account No. 960 may be used for the purpose of hiring an external communications consultant.
12. **Limitation on Retirement Contributions to Public Community/Junior Colleges.** The limitation on General Revenue related funds appropriated above in Strategy A.1.2, TRS - Higher Education Retirement, for retirement contributions for Public Community/Junior Colleges are limited to 50 percent of the state contribution of 6.8 percent in fiscal year 2016 and 6.8 percent in fiscal year 2017 of the total covered payroll for Public Community and Junior Colleges, in accordance with Government Code Section 825.4071.
13. **Performance Incentive Compensation Payments.** The Teacher Retirement System Board of Trustees may make performance incentive compensation payments to the staff of the Investment Management Division based on investment performance standards adopted by the Board prior to the beginning of the period for which any additional compensation is paid. Such amounts as may be necessary to make performance incentive payment under the plan approved by the Board are hereby appropriated from the Teacher Retirement System Pension Trust Fund Account Fund No. 960.

The Teacher Retirement System Board of Trustees shall notify the Legislative Budget Board and the Governor at least 45 days prior to the execution of any performance incentive payment based on the Retirement Trust Fund's investment performance. Funds shall be appropriated pursuant to this rider for performance incentive payments only in a fiscal year following a year in which the Retirement Trust Fund experiences a positive return.
14. **Settle-Up Dollars Directed to TRS-Care.** Any settle-up payments made in the fiscal year ending August 31, 2017, from the Teacher Retirement System of Texas pension fund or from the TRS-Care program are appropriated to the TRS-Care program. Settle-up funds are all estimated General Revenue appropriations for fiscal year 2016 in excess of the state's actual statutory obligations for retirement and retiree insurance contributions, and those funds are re-appropriated to Retiree Health-Statutory Funds, for deposit to the Texas Public School Retired Employees Group Insurance Trust Fund.
15. **Legislative Intent Relating to Retiree Health Insurance Premiums.** It is the intent of the Legislature that the Teacher Retirement System Board of Trustees shall not increase retiree health insurance premiums for the 2016-17 biennium.
16. **Enterprise Application Modernization FTE Exemption.** Funds appropriated in the capital budget for the TRS Enterprise Application Modernization (TEAM) initiative may be expended for salaries and wages of Full-Time Equivalents (FTEs) and contract workers assigned to the TEAM initiative. Notwithstanding the limitations of Article IX, Sec. 6.10 Limitation on State Employment Levels, for the Teacher Retirement System, it is the intent of the Legislature that the calculation of the number of FTEs and contract workers assigned to the TEAM initiative for

TEACHER RETIREMENT SYSTEM
(Continued)

reporting purposes be exempt from the calculation. It is the intent of the Legislature that once the TEAM initiative is implemented, the Article IX, Sec. 6.10 limitation will apply to all agency FTE employees and contract workers (estimated to be in fiscal year 2018).

17. Appropriation Transfers between Fiscal Years for TRS-Care. In addition to the transfer authority provided elsewhere in this Act and in order to provide for benefits through the Texas Public School Retired Employees Group Benefits Program (TRS-Care), the Teacher Retirement System is authorized to transfer General Revenue funds appropriated to Strategy A.2.1, Retiree Health - Statutory Funds, in fiscal year 2017 to fiscal year 2016 and such funds are appropriated for fiscal year 2016. Such transfers may only be made subject to the following:

- a. Transfers under this section may be requested only upon a finding by the TRS Board of Trustees that the fiscal year 2016 costs associated with providing retiree health benefits will exceed the funds appropriated for these services for fiscal year 2016.
- b. A transfer is not authorized by this section unless it receives the prior written approval of the Governor and the Legislative Budget Board.
- c. The Comptroller of Public Accounts shall cooperate as necessary to assist the completion of a transfer and spending made under this section.

18. Contingent Appropriation of Pension Trust Funds for GASB Statement Implementation. Upon a finding of fact by the Teacher Retirement System Board of Trustees that additional resources are necessary to implement accounting guidelines related to Governmental Accounting Standards Board statements and pronouncements, the Teacher Retirement System is appropriated such additional funds as approved by the Board from the Teacher Retirement System Pension Trust Fund Account No. 960 to communicate such guidelines to affected members and employers, and to acquire additional audit and actuarial services as needed for implementation.

Within thirty days of such a finding, the Teacher Retirement System Board of Trustees shall provide written notification to the Legislative Budget Board and the Governor of the amounts anticipated to be necessary to achieve these purposes.

OPTIONAL RETIREMENT PROGRAM

	For the Years Ending	
	August 31, 2016	August 31, 2017
Method of Financing:		
General Revenue Fund	\$ 130,670,819	\$ 128,087,008
GR Dedicated - Estimated Other Educational and General Income Account No. 770	33,089,028	34,412,588
Total, Method of Financing	\$ 163,759,847	\$ 162,499,596
 This bill pattern represents an estimated 100% of this agency's estimated total available funds for the biennium.		
Items of Appropriation:		
A. Goal: OPTIONAL RETIREMENT PROGRAM		
A.1.1. Strategy: OPTIONAL RETIREMENT PROGRAM Optional Retirement Program. Estimated.	\$ 163,759,847	\$ 162,499,596
Grand Total, OPTIONAL RETIREMENT PROGRAM	\$ 163,759,847	\$ 162,499,596
Object-of-Expense Informational Listing:		
Other Personnel Costs	\$ 163,759,847	\$ 162,499,596
Total, Object-of-Expense Informational Listing	\$ 163,759,847	\$ 162,499,596

OPTIONAL RETIREMENT PROGRAM
(Continued)

1. **Performance Measure Targets.** The following is a listing of the key performance target levels for the Optional Retirement Program. It is the intent of the Legislature that appropriations made by this Act be utilized in the most efficient and effective manner possible to achieve the intended mission of the Optional Retirement Program. In order to achieve the objectives and service standards established by this Act, the Optional Retirement Program shall make every effort to attain the following designated key performance target levels associated with each item of appropriation.

	2016	2017
A. Goal: OPTIONAL RETIREMENT PROGRAM		
A.1.1. Strategy: OPTIONAL RETIREMENT PROGRAM		
Output (Volume):		
Number of ORP Participants	39,693	40,487

2. **State Contribution to Optional Retirement Program.** The amount specified above in A.1.1, Optional Retirement Program, is based on a state contribution rate of 6.6 percent of payroll for each fiscal year, estimated. Institutions of higher education and the Texas Education Agency, if applicable, are required to certify estimates of state contributions required for payment to the Comptroller, and the Comptroller shall allocate the state contributions to institutions and the Texas Education Agency pursuant to Government Code §830.202.
3. **Use of Local Funds for Supplementing the General Revenue Appropriation to the Optional Retirement Program.** Institutions and agencies authorized under state law to provide the Optional Retirement Program to their employees are authorized to use local funds or other sources of funds to supplement the General Revenue Fund appropriation at a rate up to 1.9 percent of payroll.
4. **Transfer of Other Educational and General Income.** The Comptroller of Public Accounts is hereby authorized to transfer the necessary appropriations made above from Other Educational and General Income to institutions of higher education to meet their obligations and comply with the proportionality policy as expressed in Article IX of this Act.
5. **Limitation on Retirement Contributions for Public Community and Junior Colleges.** The General Revenue related funds appropriated in Strategy A.1.1, Optional Retirement Program, for retirement contributions to the Optional Retirement Program for Public Community/Junior Colleges are limited to 50 percent of the state contribution of 6.6 percent for each fiscal year of the 2016-17 biennium, in accordance with Government Code §825.4071.

HIGHER EDUCATION EMPLOYEES GROUP INSURANCE CONTRIBUTIONS

	For the Years Ending	
	August 31, 2016	August 31, 2017
Method of Financing:		
<u>General Revenue Fund</u>		
General Revenue Fund	\$ 662,622,795	\$ 710,110,677
General Revenue - Insurance Companies Maintenance Tax and Insurance Department Fees	2,487,618	2,665,980
Subtotal, General Revenue Fund	<u>\$ 665,110,413</u>	<u>\$ 712,776,657</u>
Total, Method of Financing	<u>\$ 665,110,413</u>	<u>\$ 712,776,657</u>

This bill pattern represents an estimated 100% of this agency's estimated total available funds for the biennium.

Items of Appropriation:

A. Goal: STATE CONTRIBUTION, UT SYSTEM

Group Insurance, State Contribution, UT System.

A.1.1. Strategy: UT - ARLINGTON The University of Texas at Arlington.	\$ 13,887,513	\$ 14,883,249
A.1.2. Strategy: UT - AUSTIN The University of Texas at Austin.	\$ 29,584,339	\$ 31,705,535
A.1.3. Strategy: UT - DALLAS The University of Texas at Dallas.	\$ 8,644,380	\$ 9,264,181
A.1.4. Strategy: UT - EL PASO The University of Texas at El Paso.	\$ 15,329,458	\$ 16,428,581
A.1.5. Strategy: UT - RIO GRANDE VALLEY The University of Texas Rio Grande Valley.	\$ 13,030,799	\$ 13,965,105
A.1.6. Strategy: UT - PERMIAN BASIN The University of Texas of the Permian Basin.	\$ 2,040,699	\$ 2,187,019
A.1.7. Strategy: UT - SAN ANTONIO The University of Texas at San Antonio.	\$ 14,217,996	\$ 15,237,428
A.1.8. Strategy: UT - TYLER The University of Texas at Tyler.	\$ 3,857,541	\$ 4,134,127
A.1.9. Strategy: UT SW MEDICAL The University of Texas Southwestern Medical Center.	\$ 16,774,666	\$ 17,977,409
A.1.10. Strategy: UTMB - GALVESTON The University of Texas Medical Branch at Galveston.	\$ 51,979,150	\$ 55,706,055
A.1.11. Strategy: UTHSC - HOUSTON The University of Texas Health Science Center at Houston.	\$ 22,197,576	\$ 23,789,140
A.1.12. Strategy: UTHSC - SAN ANTONIO The University of Texas Health Science Center at San Antonio.	\$ 19,129,638	\$ 20,501,233
A.1.13. Strategy: UT MD ANDERSON The University of Texas M. D. Anderson Cancer Center.	\$ 6,653,048	\$ 7,130,071
A.1.14. Strategy: UT HEALTH SCIENCE CENTER - TYLER The University of Texas Health Science Center at Tyler.	\$ 4,382,195	\$ 4,696,399
A.1.15. Strategy: UT SYSTEM ADMINISTRATION The University of Texas System Administration.	<u>\$ 80,580</u>	<u>\$ 86,358</u>

Total, Goal A: STATE CONTRIBUTION, UT SYSTEM	<u>\$ 221,789,578</u>	<u>\$ 237,691,890</u>
---	-----------------------	-----------------------

B. Goal: STATE CONTRIBUTION, A&M SYSTEM

Group Insurance, State Contribution, A&M System.

B.1.1. Strategy: TEXAS A&M UNIVERSITY	\$ 35,042,109	\$ 37,554,630
B.1.2. Strategy: A&M SYSTEM HEALTH SCIENCE CENTER Texas A&M University System Health Science Center.	\$ 8,210,429	\$ 8,799,117
B.1.3. Strategy: A&M - GALVESTON Texas A&M University at Galveston.	\$ 1,704,497	\$ 1,826,709
B.1.4. Strategy: PRAIRIE VIEW A&M Prairie View A&M University.	\$ 5,440,564	\$ 5,830,654

HIGHER EDUCATION EMPLOYEES GROUP INSURANCE CONTRIBUTIONS

(Continued)

B.1.5. Strategy: TARLETON STATE UNIVERSITY	\$	4,674,584	\$	5,009,751
B.1.6. Strategy: A&M - CORPUS CHRISTI Texas A&M University - Corpus Christi.	\$	5,355,265	\$	5,739,237
B.1.7. Strategy: TEXAS A&M UNIVERSITY- CENTRAL TEXAS Texas A&M University - Central Texas.	\$	803,033	\$	860,611
B.1.8. Strategy: TEXAS A&M UNIVERSITY - SAN ANTONIO	\$	1,336,975	\$	1,432,837
B.1.9. Strategy: A&M - KINGSVILLE Texas A&M University - Kingsville.	\$	4,617,850	\$	4,948,950
B.1.10. Strategy: A&M - INTERNATIONAL Texas A&M International University.	\$	2,587,625	\$	2,773,157
B.1.11. Strategy: WEST TEXAS A&M West Texas A&M University.	\$	4,478,764	\$	4,799,892
B.1.12. Strategy: TEXAS A&M UNIVERSITY - COMMERCE	\$	6,487,282	\$	6,952,420
B.1.13. Strategy: TEXAS A&M UNIVERSITY - TEXARKANA	\$	1,626,099	\$	1,742,691
B.1.14. Strategy: A&M - AGRILIFE RESEARCH Texas A&M AgriLife Research.	\$	9,072,932	\$	9,723,461
B.1.15. Strategy: A&M - AGRILIFE EXTENSION Texas A&M AgriLife Extension Service.	\$	15,248,328	\$	16,341,632
B.1.16. Strategy: A&M - ENG EXPERIMENT STATION Texas A&M Engineering Experiment Station.	\$	2,386,186	\$	2,557,276
B.1.17. Strategy: A&M - TRANSPORTATION INSTITUTE Texas A&M Transportation Institute.	\$	1,176,910	\$	1,261,295
B.1.18. Strategy: A&M - ENG EXTENSION SERVICE Texas A&M Engineering Extension Service.	\$	618,092	\$	662,410
B.1.19. Strategy: TEXAS A&M FOREST SERVICE	\$	3,877,491	\$	4,155,507
B.1.20. Strategy: A&M - VET MEDICAL DIAGNOSTIC LAB Texas A&M Veterinary Medical Diagnostic Laboratory.	\$	576,627	\$	617,971
B.1.21. Strategy: A&M SYSTEM ADMINISTRATION Texas A&M University System Administration.	\$	<u>57,795</u>	\$	<u>61,939</u>
Total, Goal B: STATE CONTRIBUTION, A&M SYSTEM	\$	<u>115,379,437</u>	\$	<u>123,652,147</u>

C. Goal: STATE CONTRIBUTION, ERS
Group Insurance, State Contribution, Employees Retirement System.

C.1.1. Strategy: UNIVERSITY OF HOUSTON	\$	17,498,272	\$	18,752,223
C.1.2. Strategy: UH - CLEAR LAKE University of Houston - Clear Lake.	\$	3,675,646	\$	3,939,118
C.1.3. Strategy: UH - DOWNTOWN University of Houston - Downtown.	\$	3,018,598	\$	3,234,392
C.1.4. Strategy: UH - VICTORIA University of Houston - Victoria.	\$	2,026,350	\$	2,171,580
C.1.5. Strategy: UH SYSTEM ADMINISTRATION The University of Houston System Administration.	\$	331,060	\$	354,796
C.1.6. Strategy: LAMAR UNIVERSITY	\$	8,400,781	\$	9,003,001
C.1.7. Strategy: LAMAR INSTITUTE OF TECHNOLOGY	\$	1,143,082	\$	1,224,923
C.1.8. Strategy: LAMAR STATE COLLEGE - ORANGE	\$	1,066,016	\$	1,142,304
C.1.9. Strategy: LAMAR STATE COLLEGE - PORT ARTHUR	\$	1,627,883	\$	1,744,465
C.1.10. Strategy: ANGELO STATE UNIVERSITY	\$	5,126,716	\$	5,494,079
C.1.11. Strategy: SAM HOUSTON STATE UNIV Sam Houston State University.	\$	8,449,863	\$	9,055,468
C.1.12. Strategy: TEXAS STATE UNIVERSITY	\$	14,422,886	\$	15,456,257
C.1.13. Strategy: SUL ROSS STATE UNIVERSITY	\$	2,692,248	\$	2,885,122
C.1.14. Strategy: SUL ROSS STATE-RIO GRANDE COLLEGE Sul Ross State University - Rio Grande College.	\$	351,842	\$	377,024
C.1.15. Strategy: TEXAS STATE SYSTEM ADMIN Texas State University System Administration.	\$	123,210	\$	132,044
C.1.16. Strategy: MIDWESTERN STATE UNIV Midwestern State University.	\$	3,451,880	\$	3,699,302
C.1.17. Strategy: UNIVERSITY OF NORTH TEXAS	\$	15,344,258	\$	16,444,157
C.1.18. Strategy: UNIVERSITY OF NORTH TEXAS AT DALLAS	\$	968,388	\$	1,037,690

HIGHER EDUCATION EMPLOYEES GROUP INSURANCE CONTRIBUTIONS
(Continued)

C.1.19. Strategy: UNT HEALTH SCIENCE CENTER University of North Texas Health Science Center at Fort Worth.	\$ 6,813,892	\$ 7,301,983
C.1.20. Strategy: STEPHEN F. AUSTIN Stephen F. Austin State University.	\$ 7,116,346	\$ 7,626,550
C.1.21. Strategy: TEXAS SOUTHERN UNIVERSITY	\$ 5,467,165	\$ 5,859,125
C.1.22. Strategy: TEXAS TECH UNIVERSITY	\$ 19,949,056	\$ 21,378,752
C.1.23. Strategy: TEXAS TECH HEALTH SCI CTR Texas Tech University Health Sciences Center.	\$ 17,934,922	\$ 19,220,441
C.1.24. Strategy: TEXAS TECH HSC EL PASO Texas Tech University Health Sciences Center El Paso.	\$ 4,507,047	\$ 4,830,052
C.1.25. Strategy: TEXAS WOMAN'S UNIVERSITY	\$ 7,756,438	\$ 8,312,114
C.1.26. Strategy: TSTC - HARLINGEN Texas State Technical College - Harlingen.	\$ 2,287,224	\$ 2,451,106
C.1.27. Strategy: TSTC - WEST TEXAS Texas State Technical College - West Texas.	\$ 1,142,369	\$ 1,224,233
C.1.28. Strategy: TSTC - WACO Texas State Technical College - Waco.	\$ 3,124,827	\$ 3,348,463
C.1.29. Strategy: TSTC - MARSHALL Texas State Technical College - Marshall.	\$ 673,215	\$ 721,485
C.1.30. Strategy: TSTC - SYSTEM ADMIN Texas State Technical College System Administration.	\$ 4,424,830	\$ 4,741,989
C.1.31. Strategy: UNIV OF NORTH TEXAS SYSTEM ADMIN University of North Texas System Administration.	\$ 2,408,152	\$ 2,580,610
C.1.32. Strategy: TEXAS TECH UNIVERSITY SYSTEM ADMIN Texas Tech University System Administration.	\$ 705,147	\$ 755,705
C.1.33. Strategy: PUB COMMUNITY / JR COLLEGES Public Community / Junior Colleges.	\$ <u>153,911,789</u>	\$ <u>164,932,067</u>
Total, Goal C: STATE CONTRIBUTION, ERS	\$ <u>327,941,398</u>	\$ <u>351,432,620</u>
Grand Total, HIGHER EDUCATION EMPLOYEES GROUP INSURANCE CONTRIBUTIONS	\$ <u>665,110,413</u>	\$ <u>712,776,657</u>

Object-of-Expense Informational Listing:

Other Operating Expense	\$ <u>665,110,413</u>	\$ <u>712,776,657</u>
Total, Object-of-Expense Informational Listing	\$ <u>665,110,413</u>	\$ <u>712,776,657</u>

1. State Contribution to Group Insurance for Higher Education Employees Participating in the Employees Retirement System Group Benefits Program. Funds identified and appropriated above for group insurance are intended to fund:

- a. the majority of the cost of the basic life and health coverage for all active and retired employees; and
- b. fifty percent of the total cost of health coverage for the spouses and dependent children of all active and retired employees who enroll in coverage categories which include a spouse and/or dependent children.

In no event shall the total amount of state contributions allocated to fund coverage in an optional health plan exceed the actuarially determined total amount of state contributions that would be required to fund basic health coverage for those active employees and retirees who have elected to participate in that optional health plan.

Funds appropriated for higher education employees' group insurance contributions may not be used for any other purpose.

It is further provided that institutions shall cooperate so that employees employed by more than one institution may be covered under one group policy and that said policy may be held jointly by two or more institutions and paid from funds appropriated to the institutions for payment of employee insurance premiums as set out above.

HIGHER EDUCATION EMPLOYEES GROUP INSURANCE CONTRIBUTIONS (Continued)

2. **The University of Texas System Group Health Insurance Contributions.** Funds identified and appropriated above for group insurance are intended to fund a comparable portion of the costs of basic health coverage for all active and retired employees and their dependents as is provided above for higher education active and retired employees and dependents participating in the Employees Retirement System's Group Benefits Program.

In no event shall the total amount of state contributions allocated to fund coverage in an optional health plan exceed the actuarially determined total amount of state contributions that would be required to fund basic health coverage for those active employees and retirees who have elected to participate in that optional health plan.

Funds appropriated for higher education employees' group insurance contributions may not be used for any other purpose.

The University of Texas System shall file a report with the Legislative Budget Board, the Governor and the Comptroller by September 15 of each year, detailing all group health insurance plans offered to system employees and retirees, including the benefit schedule, premium amounts, and employee/retiree contributions.

Active and retired employees of The University of Texas System are authorized to use one-half of the "employee-only" state contribution amount for optional insurance. Optional insurance for the employees participating in the group insurance program shall be defined by The University of Texas System. Active and retired employees participating in these plans may only use one-half of the employee-only state contribution if they sign and submit a document to their employing institution indicating they have health insurance coverage from another source.

3. **Texas A&M System Group Health Insurance Contributions.** Funds identified and appropriated above for group insurance are intended to fund a comparable portion of the costs of basic health coverage for all active and retired employees and their dependents as is provided above for higher education active and retired employees and dependents participating in the Employees Retirement System's Group Benefits Program.

In no event shall the total amount of state contributions allocated to fund coverage in an optional health plan exceed the actuarially determined total amount of state contributions that would be required to fund basic health coverage for those active employees and retirees who have elected to participate in that optional health plan.

Funds appropriated for higher education employees' group insurance contributions may not be used for any other purpose.

The Texas A&M System shall file a report with the Legislative Budget Board, the Governor and the Comptroller by September 15 of each year, detailing all group health insurance plans offered to system employees and retirees, including the benefit schedule, premium amounts, and employee/retiree contributions.

Active and retired employees of the Texas A&M System are authorized to use one-half of the "employee-only" state contribution amount for optional insurance. Optional insurance for the employees participating in the group insurance program shall be defined by the Texas A&M System. Active and retired employees participating in these plans may only use one-half of the employee-only state contribution if they sign and submit a document to their employing institution indicating they have health insurance coverage from another source.

4. **Transfer Authority.** Out of the funds appropriated above:
- a. The Comptroller shall transfer monthly, one-twelfth of the amount appropriated from those institutions participating in the Employees Retirement System's Group Benefit Program to the Employees Life, Accident, and Health Insurance and Benefits Fund No. 973, for use by the Employees Retirement System for each higher education institution which participates in the group insurance program of the Employees Retirement System.
 - b. The Comptroller shall transfer monthly, one-twelfth of the amount appropriated from state contributions for institutions belonging to The University of Texas System, to The University of Texas System Office for use by each institution's group insurance program.

HIGHER EDUCATION EMPLOYEES GROUP INSURANCE CONTRIBUTIONS (Continued)

- c. The Comptroller shall transfer monthly, one-twelfth of the amount appropriated from state contributions for institutions belonging to the Texas A&M System, to the Texas A&M System Office, for use by each institution's group insurance program.
- 5. Specification of Appropriations.** The amount of the appropriation made for Strategy C.1.33, Public Community/Junior Colleges, shall be allocated to each college in accordance with a report, specifying the exact amounts for each college, to be provided by the Legislative Budget Board to the Employees Retirement System.
- 6. Appropriations Transfers.**
- a. Funds appropriated above to institutions other than those belonging to The University of Texas System or the Texas A&M University System, may be transferred from one appropriation item to another at the discretion of the chief administrative officer of the Employees Retirement System for the purpose of applying appropriations in excess of actual General Revenue group insurance premium costs at any of the higher education institutions named above to appropriation shortfalls for General Revenue group insurance premiums at any of the higher education institutions named above. Reallocation dollars provided by the group of institutions submitting annual Accounting Policy Statement 011 (Benefits Proportional by Fund) reports to the Comptroller shall be first apportioned among the same group of institutions, and any remaining funds may be applied to appropriation shortfalls among other institutions of higher education. Funds appropriated above to components of The University of Texas System and the Texas A&M University System may be transferred from one component to another component within the same system at the discretion of the chief administrative officer of each system for the same purposes stated above.
 - b. The Employees Retirement System, The University of Texas System, and the Texas A&M University System shall file a report with the Legislative Budget Board, the Governor and the Comptroller by December 1 of each year, detailing any such transfers.
 - c. Out of the funds appropriated above in Strategy A.1.10, The University of Texas Medical Branch at Galveston, \$472,034 in fiscal year 2016 and \$505,879 in fiscal year 2017 is for the purpose of paying General Revenue group insurance premiums for employees participating in the Employees Retirement System Group Benefit Program for managed health care and mental care associated with the Texas Department of Criminal Justice. Except for the transfer authority provided above in Subsection (a), these amounts are sum certain.
 - d. Out of the funds appropriated above in Strategy A.1.10, The University of Texas Medical Branch at Galveston, \$32,167,741 in fiscal year 2016 and \$34,474,169 in fiscal year 2017 is for the purpose of paying General Revenue group insurance premiums for employees participating in The University of Texas System group insurance program for managed health care and mental care associated with the Texas Juvenile Justice Department and the Texas Department of Criminal Justice. Except for the transfer authority provided above in Subsection (a), these amounts are sum certain.
 - e. Out of the funds appropriated above in Strategy C.1.23, Texas Tech University Health Sciences Center, \$5,836,958 in fiscal year 2016 and \$6,255,339 in fiscal year 2017 is for the purpose of paying General Revenue group insurance premiums for employees associated with managed health care contracts with the Texas Department of Criminal Justice. Except for the transfer authority provided above in Subsection (a), these amounts are sum certain.
 - f. Out of the funds appropriated above in Strategy A.1.11, The University of Texas Health Science Center at Houston, \$3,874,719 in fiscal year 2016 and \$4,152,535 in fiscal year 2017 is for the purpose of paying General Revenue group insurance premiums for employees associated with the Harris County Psychiatric Center. Except for the transfer authority provided above in Subsection (a), these amounts are sum certain.
 - g. Included in the funds appropriated above in Strategy B.1.19, Texas A&M Forest Service, \$2,487,618 in fiscal year 2016 and \$2,665,980 in fiscal year 2017 is for the purpose of paying group health insurance premiums for employees paid with direct appropriations to the Texas A&M Forest Service from the Insurance Companies Maintenance Tax and Insurance Department Fees method of finance. Except for the transfer authority provided above in Subsection (a), these amounts are sum certain.

HIGHER EDUCATION EMPLOYEES GROUP INSURANCE CONTRIBUTIONS
(Continued)

- h. Notwithstanding subsection (a), funds appropriated above to The University of Texas Health Science Center at San Antonio may be transferred to The University of Texas Rio Grande Valley for the purpose of funding group insurance for employees of The University of Texas Rio Grande Valley School of Medicine at the discretion of the chief administrative officer of The University of Texas System.
- 7. Unexpended Balances, Higher Education Group Insurance Contributions.** Any unexpended balances remaining as of August 31, 2016, for individual institutions of higher education receiving General Revenue group insurance contributions in this appropriation are hereby appropriated for the same purposes in fiscal year 2017.
- 8. Benefits Proportionality Audit Requirement.**
- a. Each institution of higher education, excluding Public Community/Junior Colleges, shall conduct an internal audit of benefits proportional by fund and submit a copy of the internal audit to the Legislative Budget Board, Comptroller of Public Accounts, and State Auditor's Office no later than August 31, 2016. The audit must examine fiscal years 2012, 2013, and 2014, and must be conducted using a methodology approved by the State Auditor's Office.
- b. If the internal audit conducted by an institution identifies any instances in which an institution has not been compliant with the proportionality requirements provided by Article IX, Sec. 6.08, Benefits Paid Proportional by Fund in the prior three fiscal years defined in subsection (a) and received excess General Revenue as a result of this noncompliance, the institution shall submit a reimbursement payment to the Comptroller of Public Accounts within two years from the conclusion of the institution's audit. The Comptroller of Public Accounts shall notify the Legislative Budget Board and State Auditor's Office of all reimbursement payments submitted by an institution of higher education.
- c. If an institution has previously conducted an internal audit of benefits proportional by fund for the fiscal years included in subsection (a) using a methodology determined to be acceptable by the State Auditor's Office, the State Auditor's Office may waive the requirement that the institution conduct an additional internal audit. The State Auditor's Office shall notify the Legislative Budget Board and Comptroller of Public Accounts of any institutions who receive such a waiver. Any institution that receives a waiver from the audit requirement from the State Auditor's Office is still subject to the provisions of subsection (b) for any instances of noncompliance that were identified.
- d. For fiscal years 2016 and 2017, institutions of higher education shall also consider audits of benefits proportional when developing their annual internal audit plans.
- e. It is the intent of the Legislature that the State Auditor's Office audit at least two institutions of higher education for compliance with benefits proportional provisions during the 2016-17 biennium.

HIGHER EDUCATION COORDINATING BOARD

	For the Years Ending	
	August 31, 2016	August 31, 2017
	<u> </u>	<u> </u>
Method of Financing:		
General Revenue Fund ^{1, 2, 3, 4}	\$ 764,001,834	\$ 932,360,501
<u>General Revenue Fund - Dedicated</u>		
Texas B-on-Time Student Loan Account No. 5103 ⁵	100,972,325	27,784,040
Trauma Facility and EMS Account No. 5111	8,640,000	8,640,000
Physician Education Loan Repayment Program Account No. 5144	16,900,000	16,900,000
Emerging Technology Account No. 5124 ⁶	9,000,000	0
Subtotal, General Revenue Fund - Dedicated	<u>\$ 135,512,325</u>	<u>\$ 53,324,040</u>

HIGHER EDUCATION COORDINATING BOARD
(Continued)

Federal Funds	32,613,346	32,613,346
<u>Other Funds</u>		
Appropriated Receipts, estimated	8,003,560	8,003,560
Certificate of Authority Fees, estimated	2,000	2,000
License Plate Trust Fund Account No. 0802	105,668	105,668
Permanent Health Fund for Higher Education, estimated	1,914,193	1,914,193
Permanent Endowment Fund for the Baylor College of Medicine, estimated	1,425,000	1,425,000
Permanent Fund for the Higher Education Nursing, Allied Health and Other Health Related Programs, estimated	4,858,112	4,858,112
Permanent Fund for Minority Health Research and Education	2,787,527	2,787,527
Student Fund Loans, estimated	9,341,364	9,322,762
Other Special State Funds, estimated	2,500	2,500
Certification and Proprietary School Fees, estimated	1,000	1,000
Subtotal, Other Funds	<u>\$ 28,440,924</u>	<u>\$ 28,422,322</u>
Total, Method of Financing	<u><u>\$ 960,568,429</u></u>	<u><u>\$ 1,046,720,209</u></u>

This bill pattern represents an estimated 89% of this agency's estimated total available funds for the biennium.

Number of Full-Time-Equivalents (FTE):⁴	265.4	265.4
---	-------	-------

Schedule of Exempt Positions:

Commissioner of Higher Education, Group 8 ⁷	\$210,289	\$210,289
--	-----------	-----------

Items of Appropriation:

A. Goal: COORDINATE HIGHER EDUCATION

A.1.1. Strategy: COLLEGE READINESS AND SUCCESS	\$ 1,889,319	\$ 1,889,318
A.1.2. Strategy: STATE LOAN PROGRAMS Close Gaps in Participation and Success by Administering Loan Programs.	\$ 5,650,000	\$ 5,650,000
A.1.3. Strategy: STUDENT GRANTS AND SPECIAL PROGRAMS	\$ 941,639	\$ 941,639
A.2.1. Strategy: WORKFORCE, ACADEMIC AFFAIRS, & RSCH Workforce, Academic Affairs, and Research.	\$ 2,460,020	\$ 2,460,019
A.3.1. Strategy: PLANNING/INFORMATION/EVALUATION Planning, Information Evaluation.	<u>\$ 2,335,671</u>	<u>\$ 2,335,670</u>

Total, Goal A: COORDINATE HIGHER EDUCATION	<u>\$ 13,276,649</u>	<u>\$ 13,276,646</u>
---	----------------------	----------------------

B. Goal: CLOSE THE GAPS - AFFORDABILITY

Close the Gaps by Improving Affordability.

B.1.1. Strategy: TEXAS GRANT PROGRAM Towards Excellence, Access and Success Grant Program.	\$ 357,490,057	\$ 357,490,057
B.1.2. Strategy: TEXAS B-ON-TIME PROGRAM - PUBLIC⁵	\$ 100,972,325	\$ 27,784,040
B.1.3. Strategy: TEXAS B - ON - TIME PROGRAM-PRIVATE Texas B - On - Time Program - Private.	\$ 10,582,500	\$ 8,617,200
B.1.4. Strategy: TUITION EQUALIZATION GRANTS	\$ 96,151,977	\$ 96,151,977
B.1.5. Strategy: TEOG PUB COMMUNITY COLLEGES Texas Educational Opportunity Grants Public Community Colleges.	\$ 43,236,459	\$ 43,236,458
B.1.6. Strategy: TEOG PUB STATE/TECHNICAL COLLEGES Texas Educational Opportunity Grants Public State & Technical Colleges.	\$ 3,759,692	\$ 3,759,692
B.1.7. Strategy: COLLEGE WORK STUDY PROGRAM Texas College Work Study Program.	\$ 9,404,639	\$ 9,404,639
B.1.8. Strategy: LICENSE PLATE SCHOLARSHIPS License Plate Scholarships Program.	\$ 105,668	\$ 105,668
B.1.9. Strategy: EDUCATIONAL AIDE PROGRAM	\$ 500,000	\$ 1,000,000
B.1.10. Strategy: TEACH FOR TEXAS LOAN REPAYMENT Teach for Texas Loan Repayment Assistance.	\$ 3,500,000	\$ 3,500,000

HIGHER EDUCATION COORDINATING BOARD

(Continued)

<p>B.1.11. Strategy: BORDER FACULTY LOAN REPAYMENT PGM Border Faculty Loan Repayment Program.</p>	\$ 187,813	\$ 187,813
<p>B.1.12. Strategy: OAG LAWYERS LOAN REPAYMENT PROGRAM¹</p>	\$ 0	\$ 0
<p>B.1.13. Strategy: ENGINEERING RECRUITMENT PROGRAM</p>	\$ 250,000	\$ 250,000
<p>B.1.14. Strategy: TOP 10 PERCENT SCHOLARSHIPS</p>	\$ 9,111,524	\$ 9,111,524
<p>B.1.15. Strategy: TX ARMED SERVICES SCHOLARSHIP PGM Texas Armed Services Scholarship Program.</p>	\$ 2,670,000	\$ 2,670,000
<p>B.1.16. Strategy: T-STEM CHALLENGE PROGRAM</p>	\$ 6,505,500	\$ 6,505,500
<p>B.1.17. Strategy: ADVISE TX Advise TX College Advising Corps.</p>	<u>\$ 2,000,000</u>	<u>\$ 2,000,000</u>
<p>Total, Goal B: CLOSE THE GAPS - AFFORDABILITY</p>	<u>\$ 646,428,154</u>	<u>\$ 571,774,568</u>
<p>C. Goal: CLOSE THE GAPS - RESEARCH Close the Gaps by Providing Trusteed Funds for Research.</p>		
<p>C.1.1. Strategy: TEXAS RESEARCH INCENTIVE PROGRAM⁶</p>	\$ 102,812,500	\$ 35,312,500
<p>D. Goal: CLOSE THE GAPS - HEALTH PROGRAMS Close the Gaps by Providing Trusteed Funds for Health Care Education.</p>		
<p>D.1.1. Strategy: FAMILY PRACTICE RESIDENCY PROGRAM</p>	\$ 8,390,000	\$ 8,390,000
<p>D.1.2. Strategy: PRECEPTORSHIP PROGRAM</p>	\$ 1,500,000	\$ 1,500,000
<p>D.1.3. Strategy: JOINT ADMISSION MEDICAL PROGRAM</p>	\$ 10,206,794	\$ UB
<p>D.1.4. Strategy: PHYSICIAN ED. LOAN REPAY. PROGRAM Physician Education Loan Repayment Program.</p>	\$ 16,900,000	\$ 16,900,000
<p>D.1.5. Strategy: DENTAL ED. LOAN REPAY. PROGRAM Dental Education Loan Repayment Program.</p>	\$ 110,000	\$ 110,000
<p>D.1.6. Strategy: PROF NURSING SHORTAGE REDUCTION PGM Professional Nursing Shortage Reduction Program.</p>	\$ 16,875,000	\$ 16,875,000
<p>D.1.7. Strategy: TRAUMA CARE PROGRAM Physician and Nurse Trauma Care.</p>	\$ 2,250,000	\$ 2,250,000
<p>D.1.8. Strategy: GME EXPANSION Graduate Medical Education Expansion.</p>	\$ 26,500,000	\$ 26,500,000
<p>D.1.9. Strategy: PRIMARY CARE INNOVATION GRANT PGM Primary Care Innovation Grant Program.</p>	\$ 2,100,000	\$ UB
<p>D.1.10. Strategy: OTHER LOAN REPAYMENT PROGRAMS</p>	\$ 637,653	\$ 637,653
<p>D.1.11. Strategy: AUTISM PROGRAM</p>	\$ 4,050,000	\$ 4,050,000
<p>D.1.12. Strategy: MENTAL HEALTH LOAN REPAYMENT PGM² Mental Health Professionals Loan Repayment Program.</p>	<u>\$ 850,000</u>	<u>\$ 1,275,000</u>
<p>Total, Goal D: CLOSE THE GAPS - HEALTH PROGRAMS</p>	<u>\$ 90,369,447</u>	<u>\$ 78,487,653</u>
<p>E. Goal: BAYLOR COLLEGE OF MEDICINE</p>		
<p>E.1.1. Strategy: BAYLOR COLLEGE OF MEDICINE - UGME Baylor College of Medicine - Undergraduate Medical Education.</p>	\$ 38,980,500	\$ 39,031,850
<p>E.1.2. Strategy: BAYLOR COLLEGE OF MEDICINE - GME Baylor College of Medicine Graduate Medical Education (GME).</p>	\$ 7,813,119	\$ 7,813,119
<p>E.1.3. Strategy: BAYLOR COLL MED PERM ENDOWMENT FUND Baylor College of Medicine Tobacco Earnings from Perm Endowment Fund.</p>	\$ 1,425,000	\$ 1,425,000
<p>E.1.4. Strategy: BAYLOR COLL MED PERM HEALTH FUND Tobacco Earnings from Perm Health Fund for Baylor College of Medicine.</p>	<u>\$ 1,914,193</u>	<u>\$ 1,914,193</u>
<p>Total, Goal E: BAYLOR COLLEGE OF MEDICINE</p>	<u>\$ 50,132,812</u>	<u>\$ 50,184,162</u>

HIGHER EDUCATION COORDINATING BOARD

(Continued)

F. Goal: QUALITY, ACCESS AND SUCCESS

Close the Gaps by Providing Trusteed Funds to Improve Quality/Delivery.

F.1.1. Strategy: DEVELOPMENTAL EDUCATION PROGRAM	\$ 2,003,704	\$ 2,003,704
F.1.2. Strategy: TEACHER EDUCATION Centers for Teacher Education.	\$ 1,520,353	\$ 1,520,353
F.1.3. Strategy: ACCELERATE TX CC GRANTS Accelerate Texas Community College Grants.	\$ 2,003,691	\$ 2,003,690
F.1.4. Strategy: TEXAS TEACHER RESIDENCY PROGRAM	\$ 649,153	\$ 649,152
F.1.5. Strategy: TRB APPROPRIATION ³	<u>\$ 0</u>	<u>\$ 240,000,000</u>
Total, Goal F: QUALITY, ACCESS AND SUCCESS	<u>\$ 6,176,901</u>	<u>\$ 246,176,899</u>

G. Goal: FEDERAL GRANT PROGRAMS

Close Gaps by Providing Federal Funding to Institutions and Students.

G.1.1. Strategy: CAREER/TECHNICAL EDUCATION PROGRAMS Career and Technical Education Programs.	\$ 27,604,218	\$ 27,604,218
G.1.2. Strategy: TEACHER QUALITY GRANTS PROGRAMS	\$ 4,903,826	\$ 4,903,826
G.1.3. Strategy: OTHER FEDERAL GRANTS Other Federal Grants Programs.	<u>\$ 105,302</u>	<u>\$ 105,302</u>
Total, Goal G: FEDERAL GRANT PROGRAMS	<u>\$ 32,613,346</u>	<u>\$ 32,613,346</u>

H. Goal: CLOSE GAPS - TOBACCO FUNDS

Close Gaps by Providing Tobacco Settlement Funds to Institutions.

H.1.1. Strategy: EARNINGS - MINORITY HEALTH Tobacco Earnings - Minority Health Res and Ed to THECB.	\$ 2,787,527	\$ 2,787,527
H.1.2. Strategy: EARNINGS - NURSING/ALLIED HEALTH Tobacco Earnings - Nursing, Allied Health, Other to THECB.	<u>\$ 4,858,112</u>	<u>\$ 4,858,112</u>
Total, Goal H: CLOSE GAPS - TOBACCO FUNDS	<u>\$ 7,645,639</u>	<u>\$ 7,645,639</u>

I. Goal: INDIRECT ADMINISTRATION

I.1.1. Strategy: CENTRAL ADMINISTRATION	\$ 4,952,901	\$ 4,952,901
I.1.2. Strategy: INFORMATION RESOURCES ⁴	\$ 5,489,897	\$ 5,625,712
I.1.3. Strategy: OTHER SUPPORT SERVICES	<u>\$ 670,183</u>	<u>\$ 670,183</u>
Total, Goal I: INDIRECT ADMINISTRATION	<u>\$ 11,112,981</u>	<u>\$ 11,248,796</u>

Grand Total, HIGHER EDUCATION COORDINATING BOARD

\$ 960,568,429 \$ 1,046,720,209

Object-of-Expense Informational Listing:

Salaries and Wages	\$ 16,164,716	\$ 16,065,642
Other Personnel Costs	275,043	275,043
Professional Fees and Services	4,347,096	4,522,734
Consumable Supplies	118,307	118,307
Travel	241,755	241,755
Rent - Building	246,070	246,070
Rent - Machine and Other	1,443,960	1,443,960
Debt Service	0	240,000,000
Other Operating Expense	2,691,265	2,691,265
Grants	934,248,641	780,264,609
Capital Expenditures	<u>791,576</u>	<u>850,824</u>
Total, Object-of-Expense Informational Listing	<u>\$ 960,568,429</u>	<u>\$ 1,046,720,209</u>

Estimated Allocations for Employee Benefits and Debt Service Appropriations Made Elsewhere in this Act:

Employee Benefits

Retirement	\$ 1,274,758	\$ 1,278,876
Group Insurance	2,996,826	3,279,113

HIGHER EDUCATION COORDINATING BOARD
(Continued)

Social Security	1,139,545	1,185,126
Benefits Replacement	46,820	42,372
Subtotal, Employee Benefits	\$ 5,457,949	\$ 5,785,487
Total, Estimated Allocations for Employee Benefits and Debt Service Appropriations Made Elsewhere in this Act	\$ 5,457,949	\$ 5,785,487

- 1. Performance Measure Targets.** The following is a listing of the key performance target levels for the Higher Education Coordinating Board. It is the intent of the Legislature that appropriations made by this Act be utilized in the most efficient and effective manner possible to achieve the intended mission of the Higher Education Coordinating Board. In order to achieve the objectives and service standards established by this Act, the Higher Education Coordinating Board shall make every effort to attain the following designated key performance target levels associated with each item of appropriation.

	2016	2017
A. Goal: COORDINATE HIGHER EDUCATION		
Outcome (Results/Impact):		
Percent Increase in Fall Student Headcount Enrollment since Fall 2000	64.2%	66.6%
Percent Increase in Bachelor's Degrees, Associate's Degrees, and Certificates Awarded Since Those Awarded Fall 1999 Through Summer 2000	86%	90%
Percentage of University Students Graduating in Four Years	31%	31%
Percentage of Public Two-year Institution Students Graduating in Three Years	15.5%	15.5%
Percentage of University Students Graduating within Six Years	59.7%	59.7%
A.1.1. Strategy: COLLEGE READINESS AND SUCCESS		
Output (Volume):		
Increase in Fall Student Headcount Enrollment since Fall 2000	606,050	606,050
Increase in the Number of Bachelor's Degrees, Associate's Degrees, and Certificates Reported Since Those Awarded Fall 1999 Through Summer 2000	85,965	85,965
Explanatory:		
Dollars Appropriated for Developmental Education	79,073,961	79,073,961
Dollars Appropriated for Developmental Education as a Percentage of Lower-division Instruction	5.3%	5.3%
A.1.2. Strategy: STATE LOAN PROGRAMS		
Efficiencies:		
Default Rate on Hinson-Hazlewood Loans	10.5%	10.5%
B. Goal: CLOSE THE GAPS - AFFORDABILITY		
Outcome (Results/Impact):		
Percentage of Students Receiving Financial Aid Employed Through Texas College Work Study Program	0.57%	0.57%
B.1.1. Strategy: TEXAS GRANT PROGRAM		
Output (Volume):		
Number of Students Receiving Texas Grants	71,500	71,500
Percentage of Texas Grant Recipients Who Earn a Baccalaureate Degree within Four Academic Years	15.73%	15.73%
Percentage of Texas Grant Recipients Who Earn a Baccalaureate Degree within Six Academic Years	41%	41%
B.1.4. Strategy: TUITION EQUALIZATION GRANTS		
Output (Volume):		
Percentage of Tuition Equalization Grant Recipients Who are Minority Students	56.17%	56.17%
Percentage of Tuition Equalization Grant Recipients Who Earn Baccalaureate Degrees within Four Academic Years	37%	37%
D. Goal: CLOSE THE GAPS - HEALTH PROGRAMS		
D.1.1. Strategy: FAMILY PRACTICE RESIDENCY PROGRAM		
Output (Volume):		
Number of Family Practice Residency Program Residents Supported	750	750
Average Funding Per Family Practice Residency Program Resident	10,500	10,500

HIGHER EDUCATION COORDINATING BOARD
(Continued)

E. Goal: BAYLOR COLLEGE OF MEDICINE

Outcome (Results/Impact):

Percentage of Baylor College of Medicine Graduates entering Texas Residency Programs	51%	51%
Percentage of Baylor College of Medicine Graduates entering Primary Care Residency Programs	48.8%	48.8%

F. Goal: QUALITY, ACCESS AND SUCCESS

Outcome (Results/Impact):

Pass Rate on State Certification Exams at Centers for Teaching Education at Texas Association of Developing College Institutions	85%	85%
--	-----	-----

2. **Capital Budget.**⁴ None of the funds appropriated above may be expended for capital budget items except as listed below. The amounts shown below shall be expended only for the purposes shown and are not available for expenditure for other purposes. Amounts appropriated above and identified in this provision as appropriations either for "Lease Payments to the Master Lease Purchase Program" or for items with an "(MLPP)" notation shall be expended only for the purpose of making lease-purchase payments to the Texas Public Finance Authority pursuant to the provisions of Government Code §1232.103.

	2016	2017
a. Acquisition of Information Resource Technologies		
(1) Acquisition and Refresh of IT Infrastructure	\$ 151,200	\$ 100,800
(2) Security Upgrades to Agency's DCS IT Infrastructure	\$ 96,274	\$ 288,822
	<u>\$ 247,474</u>	<u>\$ 389,622</u>
b. Data Center Consolidation		
(1) Data Center Services	\$ 1,861,442	\$ 1,850,314
c. Centralized Accounting and Payroll/Personnel System (CAPPS)		
(1) Centralized Accounting & Payroll/Personnel System	\$ 640,376	\$ 750,024
	<u>\$ 2,749,292</u>	<u>\$ 2,989,960</u>
Method of Financing (Capital Budget):		
General Revenue Fund	\$ 1,912,921	\$ 2,172,338
Other Funds	836,371	817,622
	<u>\$ 2,749,292</u>	<u>\$ 2,989,960</u>

3. **Commissioner's Salary.**⁷ The Coordinating Board is hereby authorized to utilize \$77,851 per year from General Revenue funds appropriated to Goal I, in fiscal year 2016 and fiscal year 2017 and any earned funds for the purpose of funding the salary of the Commissioner of Higher Education at a rate not to exceed \$210,289 in fiscal year 2016 and \$210,289 in fiscal year 2017.
4. **Use of Excess Registration Fees Authorization.** Any registration fee collected by the Coordinating Board to pay the expenses of a conference, seminar or meeting in excess of the actual costs of such conference, seminar or meeting may be used to pay the expenses of any other conference, seminar or meeting for which no registration fees were collected or for which registration fees collected were insufficient to cover the total expenses.
5. **Student Loan Program.** All monies in the Texas Opportunity Plan Fund and the Texas College Student Loan Bonds Interest and Sinking Fund, the Student Loan Auxiliary Fund, and the Student Loan Revenue Fund are hereby appropriated to the Texas Higher Education Coordinating Board, for the purposes specified in Article III, §§50b-4, 50b-5, 50b-6 and 50b-7 of the Texas Constitution and Education Code §§52.01-52.90 and 56.121-56.135.
6. **Texas Public Educational Grants Program.** Unless a different percentage is set by passage of legislation amending the Texas Education Code, the amount of tuition to be set aside for the Texas Public Educational Grants Program in accordance with TEC 56.033(a)(1) shall be 15 percent in fiscal years 2016 and 2017.

HIGHER EDUCATION COORDINATING BOARD

(Continued)

7. **Texas Success Initiative.**

- a. Developmental and Basic Academic Skills Education Coursework. Funds appropriated for developmental and basic academic skills courses and interventions under Education Code §51.3062, shall be expended only for those costs associated with providing developmental and basic academic skills education courses and interventions including instruction, tutorial, evaluation, retraining of faculty, and other related costs. The funds shall not be used for the recruitment of students.
- b. Intent Concerning Developmental Needs. It is the intent of the Legislature that all affected institutions of public higher education fully address developmental needs identified by the institutions through the Texas Success Initiative with appropriations made in this Act for the developmental and basic academic skills education and interventions coursework and other available institutional funds.

8. **Baylor College of Medicine.**

- a. From funds appropriated by this Act for the Baylor College of Medicine, the Coordinating Board shall allocate an amount per student enrolled in the college equal to the cost of medical education in the established public medical schools cited in Subchapter D, Chapter 61, Education Code. The cost of medical education per student at public medical schools as determined by the Coordinating Board shall include General Revenue appropriations for instruction and operations, infrastructure, and staff benefits allocated to undergraduate medical education. Any unexpended appropriations made above as of August 31, 2016, are hereby appropriated for the same purpose in fiscal year 2017.
- b. Appropriations made by this Act for Baylor College of Medicine are considered to be appropriations for any legal successor to Baylor College of Medicine and may be expended only for the purposes for which appropriated. Any details, limits, or restrictions applicable to those appropriations are applicable to that legal successor.
- c. The Coordinating Board is authorized to make an intergovernmental transfer of the funds appropriated by this Act for Baylor College of Medicine to the Health and Human Services Commission. The purpose of the intergovernmental transfer is to provide the non-federal share of uncompensated care or delivery system reform incentive payments under the Healthcare Transformation and Quality Improvement Waiver.

9. **Cost Recovery for the Common Application Form.** None of the funds appropriated above to the Higher Education Coordinating Board may be used to provide a common application form (either electronic or paper) for each general academic institution and each participating public two-year institution and participating independent institution unless the Higher Education Coordinating Board recovers costs related to the common application form. The amount collected from each institution shall be proportional to the percentage of enrollment compared to the total enrollment of all participating institutions based on the previous year's certified Fall enrollment data. The funds collected shall only recover direct costs and only be used for the purposes of the electronic common application form. Any balances on hand at the end of fiscal year 2016 may be carried over to fiscal year 2017 and any such funds are appropriated for fiscal year 2017 for the same purpose.

10. **Retention of Economically Disadvantaged Students.** The Higher Education Coordinating Board shall include in the college comparison web profile the percentage of economically disadvantaged freshmen retained at public institutions of higher education as defined by the Legislative Budget Board and the Governor in consultation with the State Auditor's Office.

11. **Tuition Equalization Grants.** Any student who is a Texas resident under the Texas Education Code Chapter 54, Subchapter B, or who is both a National Merit Finalist and has received a scholarship in the amount required to be eligible to pay Texas resident tuition under the Texas Education Code §54.213(a), is eligible for the Tuition Equalization Grants Program, provided all other requirements established by the Coordinating Board have been met by that student. None of the funds appropriated in this Act to the Coordinating Board for Tuition Equalization Grants may be expended for grants to non-resident students attending independent colleges or universities in Texas except for grants to eligible National Merit Finalists.

HIGHER EDUCATION COORDINATING BOARD

(Continued)

The Coordinating Board shall present the result of its most recent annual need survey for Tuition Equalization Grant (TEG) funds as part of its biennial appropriations request to the Legislative Budget Board and the Governor. The request shall include the number of eligible students and an estimate of the amount needed to fund fully the TEG program in the coming biennium. The Coordinating Board shall update this projection to include the most recent fall semester data prior to the convening of each regular session of the Legislature and shall provide this information to the Legislative Budget Board staff prior to Legislative Budget Board deliberations on the TEG appropriation. Each institution receiving tuition equalization grants shall furnish to the Coordinating Board any financial information requested.

Independent colleges and universities that enroll students receiving Tuition Equalization Grant funds appropriated by this Act shall provide reports to the Higher Education Coordinating Board regarding the diversity of their student body and faculty. The reports for headcount enrollment shall be submitted annually in a form and at a time consistent with the Board's reporting schedule. The faculty data shall be submitted to the Integrated Postsecondary Educational Data System (IPEDS) and accessed by the Board when available from IPEDS.

- 12. Disparity Study for Institutions of Higher Education.** The disparity study conducted by the Comptroller of Public Accounts pursuant to General Appropriations Act, §16, page I-23, Seventy-fifth Legislature, to determine whether past acts of discrimination by institutions of higher education have created any present effects of such past discrimination may be continued by the Texas Higher Education Coordinating Board. The Coordinating Board may maintain and update as necessary the database developed for the disparity study. The Texas Education Agency and each institution of higher education receiving appropriations may cooperate with the Coordinating Board to continue the disparity study and to provide data to maintain and update the database. The Coordinating Board, the Texas Education Agency, and each institution of higher education that participates in the study shall comply with all applicable state and federal laws governing the confidentiality and privacy of the data used in the study.
- 13. Information Access Initiative.** The Higher Education Coordinating Board shall use the appropriations above to coordinate with the Texas Education Agency regarding sharing, integrating, and housing pre-kindergarten through grade 16 (P-16) public education data in implementing its Information Access Initiative. The two agencies shall work together to ensure that common and related data held by each agency is maintained in standardized, compatible formats to enable the efficient exchange of information between agencies and for matching of individual student records for longitudinally based studies and analysis. It is the intent of the Legislature that individual initiatives interact seamlessly across agency systems to facilitate efforts to integrate the relevant data from each agency into a longitudinal public education data resource to provide a widely accessible P-16 public education data warehouse.
- 14. Higher Education Assistance Program.** Out of funds appropriated above, the Higher Education Coordinating Board shall administer and coordinate the Higher Education Assistance Program to:

 - a. Provide prospective students in high schools with college-going rates in the lowest 10 percent of all public high schools with information related to enrollment in public or private or independent institutions of higher education, including admissions and financial aid information; and
 - b. Assist prospective students in these sites with completing applications related to enrollment in higher education institutions, including admissions and financial aid applications.

The Coordinating Board shall select an institution of higher education or other entity to provide the information and assistance required at each site. The Coordinating Board may contract with the institution to host enrollment events.

- 15. Graduation and Persistence Rates.** The Coordinating Board shall report graduation and persistence rates, for each public general academic institution, to the Governor and Legislature no later than September 1, 2016. For each institution, the report shall include:

 - a. Six-year graduation rate (same institution) - percent of first-time full-time students who earned a baccalaureate or higher degree at the same public general academic higher education institution within six years of becoming a first-time entering full-time student at that institution.

HIGHER EDUCATION COORDINATING BOARD

(Continued)

- b. Six-year graduation rate (another institution) - percent of students who earned a baccalaureate or higher degree at a public general academic higher education institution within six years of becoming a full-time student at another public higher education institution.
 - c. Six-year persistence rate (same institution) - percent of students who have not earned a baccalaureate or higher degree, but are still enrolled in the same Texas public general academic higher education institution six years after becoming a full-time student at that institution.
 - d. Six-year persistence rate (another institution) - percent of students who have not earned a baccalaureate or higher degree, but are still enrolled in a Texas public general academic higher education institution six years after becoming a full-time student at another Texas public higher education institution.
 - e. Composite graduation and persistence rate - sum of the graduation and persistence rates in subsections (a) through (d) above.
- 16. Strategic Plan for Teacher Certification.** Out of funds appropriated above, the Higher Education Coordinating Board shall develop and implement a strategic plan to improve teacher professional development for certified teachers in the state to increase the quality and effectiveness of certified teachers in the classrooms. The Coordinating Board shall collaborate with the Texas Education Agency, the Educational Services Centers, and Professional Associations in development and implementation of the strategic plan. The Coordinating Board shall oversee the implementation of the strategic plan. In order to facilitate the strategic plan, the Coordinating Board shall work with the Texas Education Agency, school districts, and professional educator associations.
- 17. Tobacco Funds - Estimated Appropriation and Unexpended Balance.** Included in the amounts appropriated above to the Texas Higher Education Coordinating Board are estimated appropriations of amounts available for distribution or investment returns out of the Permanent Fund for Minority Health Research and Education and the Permanent Fund for Nursing, Allied Health and Other Health Related Programs.
- a. Amounts available for distribution or investment returns in excess of the amounts estimated above are also appropriated. In the event that amounts available for distribution or investment returns are less than the amounts estimated above, this Act may not be construed as appropriating funds to make up the difference.
 - b. All balances of estimated appropriations from the Permanent Fund for Minority Health Research, at the close of the fiscal year ending August 31, 2015, estimated to be \$0 (and included above in the Method of Finance) and the income to said fund during the fiscal years beginning September 1, 2015, are hereby appropriated. Any unexpended appropriations made above as of August 31, 2016, are hereby appropriated for the same purposes for fiscal year 2017.
 - c. All balances of estimated appropriations from the Permanent Fund for Nursing, Allied Health and Other Health Related Programs, at the close of the fiscal year ending August 31, 2015, estimated to be \$0 (and included above in the Method of Finance) and the income to said fund during the fiscal years beginning September 1, 2015, are hereby appropriated. Any unexpended appropriations made above as of August 31, 2016, are hereby appropriated for the same purposes for fiscal year 2017.
- 18. Reporting by Texas Higher Education Coordinating Board.** It is the intent of the Legislature that the Texas Higher Education Coordinating Board include in its Legislative Appropriations Request for the 2018-19 biennium, information on actual expenditures and budgeted expenditures for the Baylor College of Medicine, which receives distributions from the Permanent Health Fund for Higher Education and the Permanent Endowment Fund for Baylor College of Medicine.
- 19. Girl Scout Scholarships.** The funds provided to the Girl Scout Scholarships are appropriated in accordance with Transportation Code §504.622 to provide grants to benefit the Girl Scouts. All receipts received during the biennium beginning September 1, 2015 are hereby appropriated for the same purpose. Any balances on hand at the end of fiscal year 2016 may be carried over to the fiscal year 2017 and any such funds are appropriated for fiscal year 2017 for the same purpose.

HIGHER EDUCATION COORDINATING BOARD

(Continued)

- 20. Houston Livestock Show and Rodeo Scholarships.** The funds provided to the Houston Livestock Show and Rodeo Scholarships Program are appropriated in accordance with Transportation Code §504.613 to make grants to benefit the Houston Livestock Show and Rodeo. All receipts received during the biennium beginning September 1, 2015 are hereby appropriated for the same purpose. Any balances on hand at the end of fiscal year 2016 may be carried over to the fiscal year 2017 and any such funds are appropriated for fiscal year 2017 for the same purpose.
- 21. Texas Collegiate License Plate Scholarships.** The funds provided to the Texas Collegiate License Plate Scholarships program are appropriated in accordance with Transportation Code §504.615 to provide scholarships for students who demonstrate a need for financial assistance. Any balances on hand at the end of fiscal year 2016 may be carried over to fiscal year 2017 and such funds are appropriated for fiscal year 2017 for the same purpose.

All receipts deposited in the state treasury during the biennium beginning September 1, 2015 to the credit of the community colleges and independent institutions as provided by VTCA, Transportation Code §504.615, estimated to be \$62,766 in fiscal year 2016 and \$62,766 in fiscal year 2017 and included above in the Method of Finance above, are appropriated for that period to the Coordinating Board for the purpose of providing scholarships for students who demonstrate a need for financial assistance at the independent institution or community college for which the receipts are credited.

- 22. Appropriations Transfers.** Notwithstanding any other provisions of this bill, the Higher Education Coordinating Board may allow each institution to transfer, within a fiscal year, the lesser of 10 percent or \$20,000 between an allocation an institution received for one of these programs: the Texas College Work-Study Program, TEXAS Grant Program, Texas Educational Opportunity Grant Program-Public Community Colleges, Texas Educational Opportunity Grant Programs-Public State and Technical Colleges and the Tuition Equalization Grant Program. This threshold is applied to the program from which the funds are being transferred.
- 23. "College for Texans" Campaign License Plate.** The funds provided to the "College for Texans" Campaign are appropriated in accordance with Transportation Code §504.657 for the purposes of the College for Texans Campaign. All receipts received during the biennium beginning September 1, 2015, estimated to be \$13,408 in fiscal year 2016 and \$13,408 in fiscal year 2017 and included in the amounts appropriated in the strategy, are hereby appropriated to the Coordinating Board for the biennium beginning September 1, 2015 for the same purpose. Any balances on hand at the end of fiscal year 2016 are hereby appropriated for fiscal year 2017 for the same purpose.
- 24. Boy Scout Scholarships.** The funds provided to the Boy Scout Scholarships are appropriated in accordance with Transportation Code §504.6545 to provide grants to benefit the Boy Scouts. All receipts received during the biennium beginning September 1, 2015, are hereby appropriated to the Coordinating Board for the biennium beginning September 1, 2015 for the same purpose. Any balances on hand at the end of fiscal year 2016 are hereby appropriated for fiscal year 2017 for the same purpose.
- 25. Cotton Boll Scholarships.** The funds provided to the Cotton Boll Scholarships are appropriated in accordance with Transportation Code §504.636 for the purpose of providing scholarships to students who are pursuing a degree in an agricultural field related to the cotton industry while enrolled in an institution of higher education. All receipts received during the biennium beginning September 1, 2015, are hereby appropriated to the Coordinating Board for the biennium beginning September 1, 2015 for the same purpose. Any balances on hand at the end of fiscal year 2016 are hereby appropriated for fiscal year 2017 for the same purpose.
- 26. Tobacco Funds-Baylor College of Medicine-Permanent Health Fund.** Included in the amounts appropriated to the Baylor College of Medicine in Strategy, E.1.4, Tobacco-Permanent Health Fund, is an estimated appropriation based on the Baylor College of Medicine's allocation of amounts, under Section 63.003, Education Code, available for distribution out of the Permanent Health Fund for Higher Education, estimated to be \$1,914,193 in each year of the 2016-17 biennium. These funds are to be used for purposes specified in Education Code, §63.002 (c), (d), and (f).

Amounts available for distribution or investment returns in excess of the amounts listed above in Strategy, E.1.4, Tobacco-Permanent Health Fund, are also appropriated. In the event that amounts available for distribution or investment returns are less than the amounts listed above in Strategy, E.1.4, Tobacco-Permanent Health Fund, this Act may not be construed as appropriating funds to makeup the difference.

HIGHER EDUCATION COORDINATING BOARD

(Continued)

All balances of estimated appropriations from the institution's allocation from the amounts available for distribution out of the Permanent Health Fund for Higher Education, at the close of the fiscal year ending August 31, 2015, estimated to be \$0 (and included in the Method of Finance above) and the income to said fund during the fiscal year beginning September 1, 2015, are hereby appropriated. Any unexpended appropriations made above as of August 31, 2016, are hereby appropriated for the same purposes in fiscal year 2017.

- 27. Align Adult Basic Education and Postsecondary Education.** The Texas Higher Education Coordinating Board (THECB) shall coordinate with the Texas Education Agency (TEA) and Texas Workforce Commission (TWC) to prepare a report on the alignment of Adult Education and Literacy (AEL) and postsecondary education.

To increase the number, success and persistence of students transitioning to postsecondary education from AEL programs and students enrolled in basic academic skills education courses and interventions, this report shall address by provider and statewide, as applicable:

- a. Outreach, referrals, persistence interventions, and advising;
- b. Assessment, curriculum, and instruction aligned to integrated or intensive program models;
- c. State-level accountability systems to monitor performance;
- d. AEL to postsecondary performance measures;
- e. Accelerate Texas data and program evaluation;
- f. General Education Development (GED) test data;
- g. Standards to enhance data quality and sharing among state agencies and service-providers; and
- h. Grants and other institutional funding models (including Federal Funds and Other Funds) to maximize effective use of limited General Revenue Funds.

For purposes of this rider, the Texas Higher Education Coordinating Board shall be considered the lead agency for this report. The agencies shall also provide recommendations for the continued coordination and alignment of AEL assessments and the TSI Assessment under Sec. 51.3062, Education Code, for the appropriate student placement in AEL basic academic skills or developmental education courses and interventions. The report shall be to the House Committee on Higher Education, House Appropriations Committee, Senate Education Committee, Senate Finance Committee, the Governor, Texas Workforce Commission, and the Legislative Budget Board by May 1, 2016.

- 28. Texas College Work Study Program.** Because of the positive effect of work study programs on student participation and success, funds appropriated above to Strategy B.1.7, College Work Study Program, are intended to maximize the extent to which state funds appropriated for student grants that are awarded with criteria requiring a work study component.

- 29. Tobacco Funds - Baylor College of Medicine-Permanent Endowment Fund.** Included in the amounts appropriated to Baylor College of Medicine in Strategy, E.1.3 Tobacco-Permanent Endowment is an estimated appropriation of amounts available for distribution or investment returns out of the Permanent Endowment Fund for the Baylor College of Medicine.

- a. Amounts available for distribution or investment returns in excess of the amounts estimated above are also appropriated. In the event that amounts available for distribution or investment returns are less than the amounts estimated above, this Act may not be construed as appropriating funds to makeup the difference.
- b. All balances of estimated appropriations from the Permanent Endowment Fund for the Baylor College of Medicine and all balances from the institution's allocation from the amounts available for distribution out of the Permanent Health Fund for Higher Education, at the close of the fiscal year ending August 31, 2015 estimated to be \$0 (and included in the Method of Finance above), and the income to said fund during the fiscal years beginning September 1, 2015, are hereby appropriated. Any unexpended appropriations made above as of August 31, 2016, are hereby appropriated for the same purposes for fiscal year 2017.

- 30. Annual Financial Aid Report.** The Coordinating Board shall present an annual report concerning student financial aid at Texas public and independent institutions of higher education. This report shall be provided to the Legislative Budget Board by November 1 of each calendar year.

HIGHER EDUCATION COORDINATING BOARD

(Continued)

31. **Physician Education Loan Repayment Program Retention Rates.** The Texas Higher Education Coordinating Board shall report the results of a survey of physicians who have completed a Physician Education Loan Repayment Program application in which the physician agreed to practice in a health professional shortage area in exchange for a loan repayment award to determine rates of retention in those shortage areas and counties. The Texas Higher Education Coordinating Board shall report the results of the survey to the Legislative Budget Board and the Governor prior to September 1 of every even numbered year.
32. **Top 10 Percent Scholarships.** Amounts appropriated above in Strategy B.1.14, Top Ten Percent Scholarships, are for renewal awards only and shall be used to provide scholarships for undergraduate students who have graduated with a grade point average in the top 10 percent of the student's high school graduating class from an accredited Texas High School. Any unexpended balances on hand at the end of fiscal year 2016 are hereby appropriated for the same purpose in fiscal year 2017.
33. **Texas Armed Services Scholarship Program.** Out of the funds appropriated above in Strategy B.1.15, Texas Armed Services Scholarship Program, any unexpended balances on hand on or after March 1 of each year shall be transferred to the TEXAS Grant Program and are hereby appropriated for the purpose set forth in Strategy B.1.1. Any payments received on Texas Armed Services Scholarship Program loans are hereby appropriated to Strategy B.1.15.
34. **Professional Nursing Shortage Reduction Program.** Appropriations for the Professional Nurse Shortage program total \$16,875,000 in each year of the 2016-17 biennium. Those funds shall be allocated as follows:

The Texas Higher Education Coordinating Board (THECB) shall allocate the funds appropriated in their bill pattern in Strategy D.1.6, as follows:

- (a) Up to 5 percent each year may be used for administrative expenses.
- (b) In each fiscal year \$5,550,187 shall be distributed in an equitable manner to institutions with nursing programs, including institutions graduating their first nursing class, based on increases in numbers of nursing student graduating. The THECB shall apply a weight of 1.5 for increased graduates in nursing educator programs identified with a Classification of Instructional Program code of 51.3808 and 51.3817. The THECB shall allocate up to 50 percent in each fiscal year of the biennium and any unexpended amounts to community colleges.
- (c) \$7,745,625 in fiscal year 2016 and \$7,745,625 in fiscal year 2017 shall be distributed at a rate of \$10,000 per year for each additional nursing student enrolled in a professional nursing program to institutions with professional nursing programs based on the following criteria: (1) a graduation rate of 70 percent or above as reflected in the final 2014 graduation rates reported by the THECB and (2) an increase in new enrollees for fiscal year 2016 equal to 12 percent and 18 percent in fiscal year 2017 of the first-year enrollments for the 2013-14 academic year as reported by the institutions to the Texas Center for Nursing Workforce Studies.
- (d) \$3,579,188 in fiscal year 2016 and \$3,579,188 in fiscal year 2017 to (1) professional nursing programs with nursing graduation rates below 70 percent as reflected in the final 2014 graduation rates reported by the THECB, (2) hospital-based diploma programs, or (3) new professional nursing programs whose graduation rates which have not been determined by the THECB. From funds available for that purpose, institutions shall receive \$20,000 for each additional initial RN graduate in two year programs and \$10,000 for each additional graduate in one-year programs. If sufficient funds are not available to provide this allocation, the HECB shall distribute the funds on a pro rata basis equally among the nursing programs participating. THECB shall develop an application process for institutions willing to increase the number of nursing graduates. The application shall indicate the number of nursing graduates for initial licensure the institution will produce; indicate the number of payments and payment schedule; identify benchmarks an institution must meet to receive payment; and specify the consequences of failing to meet the benchmarks.

HIGHER EDUCATION COORDINATING BOARD

(Continued)

- (e) For THECB expenditure purposes, any funds not expended in fiscal year 2016 may be expended in fiscal year 2017 for the same purposes. If an institution does not meet targets for purposes of subsections b, c and d, the institution shall return these unearned funds to the THECB by the date specified by THECB rule. The THECB shall reallocate these funds to other qualified programs. All institutions receiving funds shall submit to the THECB a detailed accounting of funds received, obligated or expended.
 - (f) If the funds appropriated under Paragraphs (b), (c), or (d) exceed the funds that can be expended in accordance with the requirements of that paragraph, THECB may expend the excess funds for any purpose described in Paragraphs (b), (c), or (d). THECB may not include nonresident students who are enrolled in online professional nursing programs while residing outside of the state in methodologies used to calculate program awards described in Paragraphs (b), (c), or (d).
- 35. Teacher Education Centers.** Funds appropriated above in Strategy F.1.2, Teacher Education, are to be used for the purpose of supporting centers for teacher education at private, independent, general academic institutions that are component institutions of the Texas Association of Developing Colleges. Consideration shall be given to teacher education centers at Jarvis Christian College in Hawkins, Paul Quinn College in Dallas, Texas College in Tyler, Huston-Tillotson University in Austin, and Wiley College in Marshall. These funds may be used to enhance library resources and computer, mathematics and science laboratories. The board may require periodic submission of data and reports as the board considers necessary to assess the overall performance of the centers. The board may obtain the services of a program planner to facilitate and coordinate the process of curriculum development and program redesign to improve teacher preparation at the participating institutions.
- By October 15th of each year, the participating institutions shall report data to the board as required to assess the overall performance of the centers.
- 36. Accelerate Texas Community College Grants.** Out of funds appropriated above in Strategy, F.1.3, Accelerate Community College Grants, \$2,000,000 in General Revenue for fiscal year 2016 and \$2,000,000 in General Revenue for fiscal year 2017 shall be used for the purpose of awarding competitive grants to community colleges and public technical institutions to scale and sustain Accelerate Texas program models for the purpose of increasing the participation and success of adult education and literacy (AEL) students transitioning from community and federally-funded AEL programs into postsecondary education and/or training programs and for students assessed under the new TSI Assessment as demonstrating basic academic skills. Accelerate Texas is an integrated career pathway model that supports the transition and success of lower skilled students into entry-level workforce training programs leading to credentials of value in regional labor markets. Any balances as of August 31, 2016 are hereby appropriated for the same purpose for the fiscal year beginning September 1, 2016.
- 37. TEXAS Grants Donations.** It is the intent of the Legislature that any donations received by the Higher Education Coordinating Board from the Texas Guaranteed Student Loan Corporation would be used to support the TEXAS Grant Program.
- 38. Physician Education Loan Repayment Program.** The funds provided to Strategy D.1.4, Physician Education Loan Repayment Program, are appropriated in accordance with Education Code §§ 61.531 - 61.539 for repayment of eligible student loans received by a physician who meets the stipulated requirements. Any balances on hand at the end of fiscal year 2016 may be carried over to fiscal year 2017 for the same purpose.
- 39. Family Practice Rural and Public Health Rotations.** Funds appropriated above for Family Practice Residency Programs, include up to \$119,955 in fiscal year 2016 and \$119,955 in fiscal year 2017 for one month rural rotations or one month public health rotations for family practice residents in accordance with the provision of Education Code §51.918.
- 40. Teach for Texas Loan Repayment Assistance Program.**
- a. Of the funds appropriated above in Strategy B.1.10, Teach for Texas Loan Repayment Program, any unexpended balances on hand at the end of fiscal year 2016 are hereby appropriated for the same purposes in fiscal year 2017.
 - b. Any payments received from students are hereby appropriated for the same purposes as the original Teach for Texas Loan Repayment Assistance Program.

HIGHER EDUCATION COORDINATING BOARD

(Continued)

41. **Border Faculty Loan Repayment Program.** The Higher Education Coordinating Board may allocate additional funds from the Student Financial Aid Programs, to the Border Faculty Loan Repayment Program, and any unexpended balances on hand at the end of fiscal year 2016 are hereby appropriated for the same purposes in fiscal year 2017.
42. **Developmental Education.** Funds appropriated above in Strategy F.1.1, Developmental Education Program, \$800,000 in General Revenue for fiscal year 2016 and \$800,000 in General Revenue for fiscal year 2017 shall be used for the purpose of continued scaling of effective strategies that promote systemic reform, dramatically improve developmental and basic academic skills education outcomes and provide professional development opportunities for faculty and staff to improve advising, access, and acceleration of students not college ready. Out of funds appropriated to this strategy, the Higher Education Coordinating Board will collaborate with Texas public institutions of higher education, to identify and scale effective interventions for basic academic skills and ESOL students, including but not limited to traditional models, non-course based remediation, paired courses, and modular offerings. Out of funds appropriated to this strategy, the Higher Education Coordinating Board will analyze and compare information collected annually from all Texas public institutions on the Developmental Education Program Survey to determine the most effective and efficient combination of developmental education interventions and submit a report to the Governor, Lieutenant Governor, Speaker of the House of Appropriations, the Chair of the Senate Finance Committee, the Chair of House Appropriations, Senate Committee on Higher Education and House Committee on Higher Education before January 1, 2017. Any balances remaining as of August 31, 2016 are hereby appropriated for the same purpose for the fiscal year beginning September 1, 2016.
43. **Toward EXcellence, Access and Success (TEXAS) Grant Program.** For all funds appropriated in Strategy B.1.1, TEXAS Grant Program, and funds transferred into the TEXAS Grant Program, any unexpended balances on hand at the end of fiscal year 2016 are hereby appropriated for the same purposes in fiscal year 2017.

Any amounts received by the Higher Education Coordinating Board as donations under Texas Education Code §56.310 during the biennium beginning September 1, 2015 are hereby appropriated for the purpose of awarding TEXAS Grants during the biennium beginning September 1, 2015.

Any amounts transferred to the Higher Education Coordinating Board by the Comptroller of Public Accounts in accordance with Texas Property Code §72.1016(e) which provides that five percent of the money collected from stored value cards presumed to be abandoned are to be used as grants under Subchapter M. Education Code §56, are hereby appropriated for the biennium beginning September 1, 2015 for the purpose of awarding TEXAS Grants during the biennium beginning September 1, 2015.

44. **B-On-Time Program-Public.** Funds appropriated above in Strategy B.1.2, B-On-Time Program-Public, are for renewal awards. Any unexpended balances on hand at the end of fiscal year 2016 may be carried over to fiscal year 2017 for the same purpose.
45. **Tuition Equalization Grant (TEG) Program.** For all funds appropriated above in Strategy B.1.4, Tuition Equalization Grant Program, and funds transferred into the TEG Grant Program, any unexpended balances on hand at the end of fiscal year 2016 may be carried over to fiscal year 2017 for the same purpose.
46. **Texas Educational Opportunity Grant (TEOG) Program-Public Community Colleges.** Out of the funds appropriated above in Strategy B.1.5, Texas Educational Opportunity Grant-Public Community Colleges, the Higher Education Coordinating Board shall distribute funding to Public Community Colleges for the Texas Educational Opportunity Grant Program. For all funds appropriated above in Strategy B.1.5, Texas Educational Opportunity Grant-Public Community Colleges, and funds transferred into the Texas Educational Opportunity Grant Program-Public Community Colleges, any unexpended balances on hand at the end of fiscal year 2016 may be carried over to fiscal year 2017 for the same purpose.
47. **Texas Educational Opportunity Grant (TEOG) Program-Public State and Technical Colleges.** Out of the funds appropriated above in Strategy B.1.6, Texas Educational Opportunity Grant-Public State and Technical Colleges, the Higher Education Coordinating Board shall distribute funding to Public State and Technical Colleges for the Texas Educational Opportunity Grant Program. For all funds appropriated above in Strategy B.1.6, Texas Educational

HIGHER EDUCATION COORDINATING BOARD

(Continued)

Opportunity Grant-Public State and Technical Colleges, and funds transferred into the Texas Educational Opportunity Grant Program-Public State and Technical Colleges, any unexpended balances on hand at the end of fiscal year 2016 may be carried over to fiscal year 2017 for the same purpose.

- 48. College Work-Study (CWS) Program.** For all funds appropriated above in Strategy B.1.7, College Work Study (CWS) Program and funds transferred into the CWS Grant Program, any unexpended balances on hand at the end of fiscal year 2016 may be carried over to fiscal year 2017 for the same purpose.
- 49. Full-Time Equivalents Funded by Private Grants.** Consistent with the provisions in Article IX, §6.10, the Texas Higher Education Coordinating Board may exceed the limitation on the number of full-time equivalent employees (FTEs) indicated above only by the number of FTEs whose salaries, benefits, and other expenses related to employment are through private grant funds.
- 50. Trauma Fellowships.** Appropriations above to the Higher Education Coordinating Board include \$2,250,000 in fiscal year 2016 and \$2,250,000 in fiscal year 2017 from General Revenue-Dedicated Account No. 5111, Designated Trauma Facility and EMS. This program provides funds for the expansion of physician and nursing trauma fellowships per Education Code, Chapter 61, Article 9, Subchapter HH, Texas Emergency and Trauma Care Educational Partnership Program.
- 51. Graduate Medical Education Expansion.** Out of funds appropriated above in Strategy D.1.8, Graduate Medical Education Expansion, the Higher Education Coordinating Board shall allocate funds as follows:
 - a. \$1,750,000 in fiscal year 2016 and \$1,750,000 in fiscal year 2017 in Strategy D.1.8, Graduate Medical Education Expansion, shall be used to award one-time graduate medical education planning and partnership grants to hospitals, medical schools, and community-based ambulatory patient care centers to develop new graduate medical education programs.
 - b. \$16,275,000 in fiscal year 2016 and \$16,275,000 in fiscal year 2017 in Strategy D.1.8. Graduate Medical Education Expansion, shall be used to enable new or existing GME programs to increase the number of first year residency positions and provide support to these positions through the biennium. Of these funds, \$6,000,000 in fiscal year 2016 and \$6,000,000 in fiscal year 2017 shall be used specifically to enable new or existing GME programs to increase the number of first-year positions in residency programs that prepare physicians for entry into primary care practices. The minimum per resident award amount is \$75,000.
 - c. \$4,875,000 in fiscal year 2016 and \$4,875,000 in fiscal year 2017 in Strategy D.1.8, Graduate Medical Education Expansion, shall be used to award grants to graduate medical education programs to enable those programs to fill first year residency positions that are unfilled as of July 1, 2013.
 - d. \$3,600,000 in fiscal year 2016 and \$3,600,000 in fiscal year 2017 in Strategy D.1.8, Graduate Medical Education Expansion, shall be used to award grants to graduate medical education programs that received a grant award for the New and Expanded Graduate Medical Education Program in fiscal year 2015.
 - e. To the extent funds are available after obligations under subsections (a), (b), (c) and (d) are met, awards can be made for residency positions created consistent with provisions in Education Code 58A.026.

Any unexpended balances on hand at the end of fiscal year 2016 are hereby appropriated for the same purpose for fiscal year 2017.

Notwithstanding Article IX, Section 14.01 of this Act any funds identified above that remain unexpended and unobligated after the purposes stated in this rider have been reasonably addressed, may be transferred to the other programs identified by this rider.
- 52. Nursing Faculty Loan Repayment Assistance Program .** In accordance with Texas Education Code Chapter 61, Subchapter II, §61.9826 which provides for the allocation of funds from the Physician Education Loan Repayment Program Fund (Account 5144) for the Nursing Faculty Loan Repayment Assistance Program, any reallocated funds are hereby appropriated for loan repayment assistance to qualifying nursing faculty.
- 53. Mathways Project.** Out of funds appropriated above in Strategy F.1.1, Developmental Education Program, \$1,200,000 in General Revenue for fiscal year 2016 and \$1,200,000 in General Revenue

HIGHER EDUCATION COORDINATING BOARD

(Continued)

for fiscal year 2017 shall be transferred to The University of Texas at Austin for the purpose of implementing the New Mathways Project.

54. **Family Practice Residency Program.** All unexpended balances for Strategy D.1.1, Family Practice Residency Program at the end of fiscal year 2016 may be carried over to fiscal year 2017 for the same purpose.
55. **Space Projection Model.** Out of funds appropriated above, the Higher Education Coordinating Board shall conduct a study to review the space projection model and report the results of the study to the Legislative Budget Board and the Governor's Office no later than June 1, 2016. The study should provide an analysis of the methodology used in the model and consider the impacts of courses delivered online in the model. The study shall include recommendations to enhance the accuracy and validity of space projections determined by the model.
56. **B-On-Time Program-Private.** Funds appropriated above in Strategy B.1.3, B-On-Time Program-Private, are for renewal awards only. Any unexpended balances on hand at the end of fiscal year 2016 may be carried over to fiscal year 2017 for the same purpose. All renewal award awards for B-On-Time loans to students who first received a B-On-Time loan for a semester or other academic term before the 2014 fall semester and who are enrolled at public two-year community colleges will be funded from B-On-Time General Revenue funds appropriated above.
57. **Teacher Residency Program.** Funds appropriated above in Strategy F.1.4, Teacher Residency in the amounts of \$649,153 in General Revenue in fiscal year 2016 and \$649,152 in General Revenue in fiscal year 2017 are to be used for the purpose of supporting the Texas Teacher Residency Program. Any unexpended balances on hand at the end of fiscal year 2016 may be carried over to fiscal year 2017 for the same purpose.
58. **Primary Care Innovation Grant Program.** Included in amounts appropriated above is \$2,100,000 for fiscal year 2016 from General Revenue to award grants to medical schools to develop programs to increase the number of primary care physicians in the state. Any unexpended balances on hand at the end of fiscal year 2016 may be carried over to fiscal year 2017 for the same purpose.
59. **Nursing Field of Study Curricula.** Out of funds appropriated above, the Texas Higher Education Coordinating Board shall evaluate the nursing field of study curricula and enhance the effectiveness of the curricula in reducing barriers for students who transfer between nursing programs. This evaluation shall be conducted using processes developed by the Texas Tuning Project and best practices in nursing curriculum such as those identified by the Consortium to Advance Baccalaureate Nursing Education in Texas and the Texas Team Advancing Health Through Nursing Action Coalition. This evaluation shall be completed no later than January 1, 2017.
60. **Dental Education Loan Repayment Program.** The funds provided to Strategy D.1.5, Dental Education Loan Repayment Program, are appropriated in accordance with Education Code §§ 61.901-61.910, for repayment of eligible student loans received by a dentist who meets the stipulated requirements. Any balances on hand at the end of fiscal year 2016 may be carried forward over to fiscal year 2017 for the same purpose.
61. **Texas Research Incentive Program.** Funds appropriated above in Strategy C.1.1, Texas Research Incentive Program, shall be distributed in accordance with Education Code, Sections 62.121-62.124.
62. **Grant Funding for Educational Aide Program.** The Coordinating Board is directed to pursue additional funds, in addition to funds appropriated in Strategy B.1.9, Educational Aide Program, for this program from the U.S. Department of Education "Transition to Teaching" grant program and from foundations interested in promoting education and training for current school employees pursuing teacher certification.
63. **Local Institution Match for Educational Aide Program.** The Coordinating Board is directed to prioritize the distribution of funds appropriated above in Strategy B.1.9, Educational Aide Program, to institutions providing a match of at least 10 percent for each exemption awarded.
64. **Physician Education Loan Repayment Program Rulemaking for Obstetrics and Gynecology.** The Texas Higher Education Coordinating Board, in consultation with the Texas Health & Human Services Commission, is directed to implement any necessary rules for the Physician Education Loan Repayment Program to address the qualifications for the participation of providers in the

HIGHER EDUCATION COORDINATING BOARD

(Continued)

field of Obstetrics and Gynecology, taking into account the field's lower number of unduplicated clients in comparison to other specialties participating in the program.

- 65. OAG Lawyer's Loan Repayment Program.¹** The funds provided to Strategy B.1.12, OAG Lawyer's Loan Repayment Program, are appropriated in accordance with Education Code §§61.9721-61.9732 for providing education loan repayments for attorneys who agree to work have been employed for by the Attorney General's Office for one year. Receipts deposited in the General Revenue-Dedicated account established in the State Treasury under §61.9731 regarding law school tuition set asides, limited to \$186,027 per year, are hereby appropriated for loan repayment on behalf of qualifying attorneys. Any balances on hand at the end of fiscal year 2016 may be carried over to fiscal year 2017 and such funds are appropriated for fiscal year 2017 for the same purpose.
- 66. Contingency for House Bill 2396.¹** The appropriation included above to Strategy B.1.12, OAG Lawyer's Loan Repayment Program is contingent on House Bill 2396, or similar legislation relating to the elimination of the law school tuition set aside, not being enacted by the Eighty-fourth Legislature.
- 67. Advise TX.** The Higher Education Coordinating Board may solicit and accept gifts for additional support for the Advise TX College Advising Corps. Any unexpended balances on hand at the end of fiscal year 2016 may be carried over to fiscal year 2017 for the same purpose.
- 68. Autism Program.⁸** Out of funds appropriated above to Strategy D.1.11, the Texas Higher Education Coordinating Board (THECB) shall distribute to autism research centers at institutions of higher education that currently provide evidence-based behavioral services and training, in the amounts and for the purposes as follows:

- 1) Parent-directed Treatment: \$2,250,000 per fiscal year to serve 750 children per year;
- 2) Board-certified Behavioral Analyst (BCBA) Training for Teachers/Paraprofessionals: \$950,000 per fiscal year to serve 2,547 children per year. The research centers may contract with educational service centers to provide this training;
- 3) Research, development and evaluation of innovative autism treatment models: \$700,000 per fiscal year; and
- 4) Administrative support of the programs in subsections (1) through (3): \$150,000 per fiscal year.

THECB shall gather data on the above programs from the each institution's autism research center and submit an annual report on the effectiveness of each program, including the number of children served, the number of parents and/or teachers/paraprofessionals trained, and the results of the research on innovative treatment models. The report shall be submitted no later than September 1 of each year, beginning on September 1, 2016, to the Legislative Budget Board, Office of the Governor, the Chair of the House Appropriations Committee, Chair of the Senate Finance Committee, Speaker of the House, and Lieutenant Governor.

- 69. Permanent Fund Supporting Graduate Medical Education.⁹** Contingent on the enactment of SB 18, or similar legislation relating to the Permanent Fund Supporting Graduate Medical Education, by the Eighty-fourth Legislature, Regular Session, the proceeds of the Permanent Fund Supporting Graduate Medical Education available for allocation are appropriated in Strategy D.1.8, Graduate Medical Education Expansion, at the Texas Higher Education Coordinating Board in Other Funds for each year of the biennium ending August 31, 2017 for the purpose of implementing that Act.
- 70. Contingency for Senate Bill 686.¹⁰**
- (A) Contingent upon enactment of Senate Bill 686, or similar legislation allowing the Legislature to appropriate amounts to the Mathematics and Science Teacher Investment Fund for the Math and Science Scholars Loan Repayment Program, by the Eighty-fourth Legislature, Regular Session, out of funds appropriated above in Strategy B.1.10, Teach for Texas Loan Repayment Program, the Higher Education Coordinating Board shall allocate \$1,287,500 in General Revenue in fiscal year 2016 and \$1,287,500 in General Revenue in fiscal year 2017 for the Math and Science Scholars Loan Repayment Program.

HIGHER EDUCATION COORDINATING BOARD

(Continued)

(B) If Senate Bill 686 or similar legislation is not enacted, out of funds appropriated above to Strategy B.1.10, Teach for Texas Loan Repayment Program, \$965,625 in General Revenue in each year of the 2016-17 biennium shall be used for repayment assistance awards for which the Commissioner shall prioritize applicants who:

1. are teachers with a degree in mathematics or science who graduated with at least a 3.0 grade point average;
2. are either certified to teach mathematics or science, or are enrolled in an educator preparation program to obtain that certification; and
3. are teaching in schools that are in communities identified by the Commissioner as experiencing a critical shortage of teachers.

71. Contingency for House Bill 100.³ (a) Contingent upon enactment of House Bill 100, or similar legislation relating to the authorization of tuition revenue bonds for institutions of higher education by the Eighty-fourth Legislature, Regular Session, \$240,000,000, is hereby appropriated out of the General Revenue fund to the Texas Higher Education Coordinating Board in fiscal year 2017 for distribution to the institutions of higher education for debt service on the authorized tuition revenue bonds.

(b) The Texas Higher Education Coordinating Board shall present a plan for allocation of the appropriations made in subsection (a) to the Legislative Budget Board by January 1, 2016.

(c) Appropriations made in subsection (a) may not be expended without the prior written approval of the Legislative Budget Board.

(d) The Texas Higher Education Coordinating Board may not expend appropriations made in subsection (a) for administrative purposes.

72. Contingency for HB 700.⁵ Contingent on enactment of House Bill 700, or similar legislation relating to the elimination of the tuition set aside under Education Code Section 56.465 for the B-On-Time Program, by the 84th Legislature, Regular Session, institutions of higher education are hereby appropriated \$65,324,057 in unexpended balances as of August 31, 2015, in General Revenue-Dedicated Texas B-On-Time Account 5103.

Appropriations made to the Higher Education Coordinating Board from General Revenue-Dedicated Texas B-On-Time Account 5103 in that agency's bill pattern include \$63,432,308 which shall be used for renewal awards at public institutions of higher education.

¹ Incorporates Rider 66, due to the enactment of House Bill 2396, relating to eliminating requirements that certain public institutions of higher education set aside portions of tuition for student loan repayment programs for certain physicians and state attorneys, resulting in decreases of \$186,027 in FY 2016 and \$186,027 in FY 2017 out of General Revenue funds.

² Incorporates Article IX, §18.60 of this Act, due to enactment of SB 239, 84th Legislature, Regular Session, relating to the creation of a student loan repayment assistance program for certain mental health professionals, resulting in increases of \$850,000 in FY 2016 and \$1,275,000 in FY 2017 out of General Revenue funds.

³ Incorporates Article III, Special Provisions, §64, relating to debt service on authorized tuition revenue bonds, resulting in an increase of \$240,000,000 out of General Revenue funds in FY 2017.

⁴ Incorporates Article IX, §18.03 (b), of this Act, relating to Centralized Accounting and Payroll/Personnel System Deployments, resulting in increases of \$640,376 in FY 2016 and \$750,024 in FY 2017 out of General Revenue Funds and increases of 4 FTEs in FY 2016 and 4 FTEs in FY 2017. The Capital Budget is adjusted accordingly.

⁵ Incorporates Article IX, §18.38 of this Act, due to enactment of HB 26, 84th Legislature, Regular Session, relating to the disposition of balances in the B-On-Time Account, resulting in an increase of \$65,324,057 in FY 2016 out of General Revenue-dedicated funds.

⁶ Incorporates Article IX, §18.70 of this Act, due to enactment of HB 26, 84th Legislature, Regular Session, relating to the disposition of the Emerging Technology Fund, resulting in an increase of \$9,000,000 in FY 2016 out of General Revenue-dedicated funds.

⁷ Article IX, §18.02 of this Act, increases the salary of the Commissioner of Higher Education from \$205,160 to \$210,289.

⁸ Modified to reflect technical correction to adjust rider references to subsections.

⁹ SB 18, relating to measures to support graduate medical education, including the transfer of certain assets from the Texas Medical Liability Insurance Underwriting Association to the permanent fund supporting graduate medical education, was enacted by the 84th Legislature, Regular Session.

¹⁰ SB 686, relating to the Math and Science Scholars Loan Repayment Program, was enacted by the 84th Legislature, Regular Session.

HIGHER EDUCATION FUND

	For the Years Ending August 31, 2016	August 31, 2017
Method of Financing:		
General Revenue Fund ¹	\$ 262,500,000	\$ 393,750,000
Total, Method of Financing	<u>\$ 262,500,000</u>	<u>\$ 393,750,000</u>
This bill pattern represents an estimated 100% of this agency's estimated total available funds for the biennium.		
Items of Appropriation:		
A. Goal: HIGHER EDUCATION FUND		
A.1.1. Strategy: HIGHER EDUCATION FUND ¹	\$ 262,500,000	\$ 393,750,000
Grand Total, HIGHER EDUCATION FUND	<u>\$ 262,500,000</u>	<u>\$ 393,750,000</u>
Object-of-Expense Informational Listing:		
Capital Expenditures	\$ 262,500,000	\$ 393,750,000
Total, Object-of-Expense Informational Listing	<u>\$ 262,500,000</u>	<u>\$ 393,750,000</u>

1. **Unexpended Balances.** Any unexpended balances as of August 31, 2015 in the General Revenue Fund pursuant to the provision of Article VII, § 17(a) of the Texas Constitution, are hereby appropriated to the respective institutions for the biennium beginning September 1, 2015 for the same purposes.

2. **Contingency for Senate Bill 1191.**¹ Included in the amounts appropriated above and contingent on the enactment of Senate Bill 1191, or similar legislation relating to the amount and allocation of the annual constitutional appropriation to certain agencies and institutions of higher education, by the Eighty-fourth Legislature, Regular Session, the Higher Education Fund is appropriated \$131,250,000 in General Revenue in fiscal year 2017 in Strategy A.1.1, Higher Education Fund.

¹ Incorporates Rider 2, Contingency for Senate Bill 1191, due to enactment of SB 1191, 84th Legislature, Regular Session, relating to the amount and allocation of the annual constitutional appropriation to certain agencies and institutions of higher education, resulting in reallocation of funds previously included in Supplemental Appropriations Made in Riders of \$131,250,000 in FY 2017 to General Revenue.

THE UNIVERSITY OF TEXAS SYSTEM ADMINISTRATION

	For the Years Ending August 31, 2016	August 31, 2017
Method of Financing:		
General Revenue Fund	\$ 9,038,063	\$ 9,037,463
Permanent Endowment Fund Account No. 822, UT Regional Academic Health Center, estimated	<u>1,194,000</u>	<u>1,194,000</u>
Total, Method of Financing	<u>\$ 10,232,063</u>	<u>\$ 10,231,463</u>
Items of Appropriation:		
1. Educational and General State Support	\$ 10,232,063	\$ 10,231,463
Grand Total, THE UNIVERSITY OF TEXAS SYSTEM ADMINISTRATION	<u>\$ 10,232,063</u>	<u>\$ 10,231,463</u>
This bill pattern represents an estimated 1.7% of this agency's estimated total available funds for the biennium.		
Number of Full-Time-Equivalents (FTE)-Appropriated Funds	252.9	252.9

THE UNIVERSITY OF TEXAS SYSTEM ADMINISTRATION
(Continued)

1. Informational Listing of Appropriated Funds. The appropriations made above for Educational and General State Support are subject to the special and general provisions of this Act and include the following amounts for the purposes indicated.

A. Goal: INFRASTRUCTURE SUPPORT

Provide Infrastructure Support.

A.1.1. Strategy: DEBT SERVICE - NSERB	\$	6,538,063	\$	6,537,463
Debt Service for the Natural Science and Engr. Building at UT - Dallas.				

B. Goal: TOBACCO FUNDS

B.1.1. Strategy: TOBACCO EARNINGS - RAHC	\$	1,194,000	\$	1,194,000
Tobacco Earnings for the Lower Rio Grande Valley RAHC.				

C. Goal: HEALTH PROGRAMS

Trusted Funds for Health Programs.

C.1.1. Strategy: HEART INST - ADULT STEM CELL PGM	\$	2,500,000	\$	2,500,000
Heart Institute - Adult Stem Cell Program.				

Grand Total, THE UNIVERSITY OF TEXAS SYSTEM ADMINISTRATION	\$	10,232,063	\$	10,231,463
---	-----------	-------------------	-----------	-------------------

Object-of-Expense Informational Listing:

Debt Service	\$	6,538,063	\$	6,537,463
Other Operating Expense		<u>3,694,000</u>		<u>3,694,000</u>

Total, Object-of-Expense Informational Listing	\$	10,232,063	\$	10,231,463
---	-----------	-------------------	-----------	-------------------

Estimated Allocations for Employee Benefits and Debt Service Appropriations Made Elsewhere in this Act:

Employee Benefits

Retirement	\$	1,536,200	\$	1,597,647
Group Insurance		80,580		86,358
Social Security		<u>1,788,795</u>		<u>1,860,347</u>

Subtotal, Employee Benefits	\$	<u>3,405,575</u>	\$	<u>3,544,352</u>
-----------------------------	----	------------------	----	------------------

Total, Estimated Allocations for Employee Benefits and Debt Service Appropriations Made Elsewhere in this Act	\$	3,405,575	\$	3,544,352
--	-----------	------------------	-----------	------------------

2. Aircraft Authorized. The University of Texas System is authorized to acquire, operate and maintain, including replacing, one passenger airplane. Such airplane should be acquired by gift, if possible, but may be acquired by purchase subject to the authority under Government Code, Chapter 2205. All costs of acquisition, operation and maintenance, including replacement, may be paid out of the Available University Fund allocable to The University of Texas System. The University of Texas System is also authorized to lease on a short-term basis additional aircraft as may be needed from time to time.

3. Governing Board. None of the money appropriated by this Act, including General Revenue or the Available University Fund, may be used to pay or reimburse expenses of any unconfirmed members of the board of regents of The University of Texas System, including expenses for travel or for equipment such as communications equipment or computer equipment. This provision does not limit the expenditure of appropriated funds for travel, maintenance, operations, or equipment of system office employees or student regent.

4. Estimated Appropriation and Unexpended Balance.

- a. Included in the amounts appropriated above are estimated appropriations of amounts available for distribution or investment returns out of the Permanent Endowment Fund for the Lower Rio Grande Valley Regional Academic Health Center.
- b. Amounts available for distribution or investment returns in excess of the amounts estimated above are also appropriated. In the event that amounts available for distribution or

THE UNIVERSITY OF TEXAS SYSTEM ADMINISTRATION
(Continued)

investment returns are less than the amounts estimated above, this Act may not be construed as appropriating funds to make up the difference.

- c. All balances of estimated appropriations from the Permanent Endowment Fund for the Lower Rio Grande Valley Regional Academic Health Center, except for any General Revenue, at the close of the fiscal year ending August 31, 2015, and the income to said fund during the fiscal years beginning September 1, 2015, are hereby appropriated. Any unexpended appropriations made above as of August 31, 2016, are hereby appropriated for the same purposes for fiscal year 2017.

5. Reporting Requirement for Capital Projects for The University of Texas System

Administration. By December 1 of each year, The University of Texas System shall submit a report to the Legislative Budget Board for the prior fiscal year that includes information on all capital construction projects paid for with funds appropriated by this Act, having a cost in excess of \$1,000,000 and having the purpose of directly supporting the administration and operation of The University of Texas System Administration or the Board of Regents of The University of Texas System. The report must include at a minimum for each capital project: (1) the purpose of the project; (2) the total cost of the project; (3) the source of funding for the project; (4) the savings achieved by the project; and (5) any other information requested by the Legislative Budget Board.

AVAILABLE UNIVERSITY FUND

	For the Years Ending	
	August 31, 2016	August 31, 2017
	<u> </u>	<u> </u>
Method of Financing:		
Available University Fund No. 011, estimated	\$ 801,099,786	\$ 889,399,222
Total, Method of Financing	<u>\$ 801,099,786</u>	<u>\$ 889,399,222</u>
 This bill pattern represents an estimated 100% of this agency's estimated total available funds for the biennium.		
Items of Appropriation:		
A. Goal: MANAGE/ADMINISTER ENDOWMENT FUNDS		
Provide Management and Administrative Support for Endowment Funds.		
A.1.1. Strategy: TEXAS A&M UNIV SYSTEM ALLOCATION		
Texas A&M Univ. System Available Univ. Fund Allocation, estimated.	\$ 266,199,929	\$ 295,333,074
A.1.2. Strategy: THE UNIV OF TEXAS SYSTEM ALLOCATION		
The Univ. of Texas System Available Univ. Fund Allocation, estimated.	<u>\$ 534,899,857</u>	<u>\$ 594,066,148</u>
Total, Goal A: MANAGE/ADMINISTER ENDOWMENT FUNDS	<u>\$ 801,099,786</u>	<u>\$ 889,399,222</u>
Grand Total, AVAILABLE UNIVERSITY FUND	<u>\$ 801,099,786</u>	<u>\$ 889,399,222</u>
Object-of-Expense Informational Listing:		
Other Operating Expense	<u>\$ 801,099,786</u>	<u>\$ 889,399,222</u>
Total, Object-of-Expense Informational Listing	<u>\$ 801,099,786</u>	<u>\$ 889,399,222</u>

- 1. **Performance Measure Targets.** The following is a listing of the key performance target levels for the Available University Fund. It is the intent of the Legislature that appropriations made by this Act be utilized in the most efficient and effective manner possible to achieve the intended mission of the Available University Fund. In order to achieve the objectives and service standards established by this Act, the Available University Fund shall make every effort to attain the following designated key performance target levels associated with each item of appropriation.

AVAILABLE UNIVERSITY FUND
(Continued)

	2016	2017
A. Goal: MANAGE/ADMINISTER ENDOWMENT FUNDS		
Outcome (Results/Impact):		
Permanent University Fund (PUF) Investment Expense as Basis Points of Net Assets	24	24
2. Texas A&M University System Share. There is hereby appropriated to the Texas A&M University System for the biennium ending August 31, 2017, that portion of the Available University Fund No. 011 apportioned to it by Article VII, §18(f) of the Texas Constitution, except the part of that portion appropriated by §18 for the payment of principal and interest on bonds or notes issued thereunder by the Board of Regents of the Texas A&M University System, together with interest and any balance in the Texas A&M University Available Fund No. 011 for any previous fiscal year. The Texas A&M University System is authorized to use a portion of its share of the Available University Fund No. 011 for the matching of private grants for the endowment of scholarships, fellowships, library support, and academic positions at Texas A&M University and Prairie View A&M University.		
3. The University of Texas System Share. There is hereby appropriated for the biennium ending August 31, 2017 that portion of the Available University Fund No. 011 apportioned to The University of Texas System by Article VII, §18(f) of the Texas Constitution, together with interest and any balance in the Available University Fund No. 011 for any previous years, except that portion appropriated by §18 for the payment of principal and interest on bonds or notes issued by the Board of Regents of The University of Texas System. This appropriation and any amounts derived from refinancing and/or early retirement of debt or other obligations derived from funds from the Permanent University Fund and/or Available University Fund may only be used for:		
(1) new construction, major repairs and rehabilitation, equipment, maintenance, operation, salaries, and support, including the matching of private grants for the endowment of scholarships, fellowships, library support, and academic positions for The University of Texas at Austin; and		
(2) necessary direct administration operations of The University of Texas System Administration and for necessary expenses to provide administrative support for Board operations.		
The University of Texas System is prohibited from using Available University Fund appropriations for Board travel, food, and the Board's meeting expenses. This prohibition does not include functions of the Board that are statutorily required, or reimbursements for the student regent. The University of Texas System Administration and Board of Regents must use Available University Fund appropriations for the purposes consistent with Article VII, Section 18(f) of the Texas Constitution and are prohibited from using Available University Fund appropriations not expressly authorized above.		
4. Transfer Authorization. The University of Texas System shall transfer from the Available University Fund No. 011 into the Texas A&M University Available Fund No. 047 the respective portion required by Article VII, §18(f) of the Texas Constitution.		
5. Reporting.		
a. The University of Texas System Board of Regents and the Texas A&M University System Board of Regents shall report to the Legislature and the Governor no later than December 1 of each year the uses of the Available University Fund (AUF) for each system component and for the system office operations for the two previous years, the current year, and two future years (projected). Each report shall contain detailed information on the following:		
(1) debt service allocations, by component;		
(2) bond proceeds allocations, by component;		
(3) excellence allocations, by component or system office, and their purposes;		
(4) Available University Fund income, interest, beginning-and-end-of-year balances; and		
(5) the rationale used by the respective boards to distribute AUF funds.		
b. In addition, by December 1 of each year, authorized managers of permanent funds and endowments whose earnings are appropriated above shall submit an annual financial report which shall include, at a minimum, an income statement and balance sheet and a summary of the investment return of the fund during the preceding fiscal year. The annual financial report shall also contain:		

AVAILABLE UNIVERSITY FUND

(Continued)

- (1) a summary of all gains, losses and income from investments and an itemized list of all securities held for the fund on August 31;
- (2) any other information needed by the Governor or the Legislative Budget Board to clearly indicate the nature and extent of investments made of the fund and all income realized from the components of the fund.

The annual financial report shall be distributed to the Governor and Legislative Budget Board by December 1 of each year of the biennium.

- 6. Reimbursements.** None of the money appropriated by this Act, including General Revenue or the Available University Fund, may be used to pay or reimburse expenses of any unconfirmed members of the board of regents of The University of Texas System, including expenses for travel or for equipment such as communications equipment or computer equipment. This provision does not limit the expenditure of appropriated funds for travel, maintenance, operations, or equipment of system office employees or student regent.

7. Reporting Requirements for System Office Operations and System Initiatives.

- a. In addition to the reporting requirements in Rider 5, The University of Texas System and Texas A&M University System shall report to the Legislative Budget Board no later than December 1 of each fiscal year additional information regarding the use of the Available University Fund for system office operations and system initiatives for the two previous fiscal years, the current fiscal year, and two future fiscal years (projected). The report shall include the following:

- (1) Available University Fund support and maintenance allocations and expenditures for system office operations and system initiatives by activity (which must include an activity for the Board of Regents), including the object of expense detail for each activity, the number of full-time equivalents (FTEs) funded by the Available University Fund in each activity, a detailed description of the purpose and authority for each activity, and a reconciliation between Available University Fund allocations and expenditures each fiscal year including the resulting Available University Fund surplus or deficit;
- (2) A detailed listing of the role and function of any FTEs included in the Board of Regents activity;
- (3) A listing of funds outside of the Available University Fund used for each activity each fiscal year; and
- (4) Any additional information requested by the Legislative Budget Board.

- b. Additionally, The University of Texas System and Texas A&M University System shall report to the Legislative Budget Board no later than February 28, May 31, and August 31 of each fiscal year an update of any changes to the information reported in subsection (a), including:

- (1) Expenditure amounts to date for the current fiscal year for each activity, including object of expense detail;
- (2) Updated Available University Fund allocations to system office operations and system initiatives for the current and two future fiscal years (projected), including any new activities and changes to existing activities, and an explanation for those changes;
- (3) A summary of any actions taken by the Board of Regents since the most recent report that relate to system office operations or system initiatives; and
- (4) Any additional information requested by the Legislative Budget Board.

8. Appropriation Limitation for System Initiatives.

- a. Notwithstanding Rider 2 and Rider 3, no funds appropriated above shall be used for system initiatives at the Texas A&M University System or The University of Texas System without written notification to the Legislative Budget Board at least 30 days prior to the Board of Regents taking action on system initiatives. For system initiatives having a cost in excess of \$5 million, the request shall be considered approved unless disapproved by the Legislative Budget Board. The notification by the Texas A&M University System or University of Texas System to expend the appropriations for system initiatives must include at a minimum: (1) a detailed description of each requested system initiative activity funded by the Available

AVAILABLE UNIVERSITY FUND

(Continued)

University Fund; (2) the amount of Available University Fund appropriations for each activity each fiscal year, including object of expense detail; and (3) the number of full-time equivalent positions supported by the requested Available University Fund amounts for each activity.

- b. The Texas A&M University System and The University of Texas System may use funds appropriated above for the following purposes without notifying the Legislative Budget Board:
- (1) The payment of principal and interest on bonds or notes issued by the Board of Regents at either system; and
 - (2) Support and maintenance funding allocated directly to The University of Texas at Austin, Texas A&M University, including Texas A&M University Health Science Center, and Prairie View A&M University.

9. Program Categories. All expenditures made with Available University Fund appropriations must be categorized in one of the following program categories:

- (1) Debt service, including the payment of principal and interest on bonds or notes issued by the Board of Regents of The University of Texas System or the Texas A&M University System;
- (2) System office operations;
- (3) System initiatives, distinguishing those initiated by the chancellor of the system and those initiated by or for the board of regents; or
- (4) Support of eligible component institutions, including appropriations for the support and maintenance of The University of Texas at Austin, Texas A&M University, including Texas A&M University Health Science Center, and Prairie View A&M University.

AVAILABLE NATIONAL RESEARCH UNIVERSITY FUND

	For the Years Ending	
	August 31, 2016	August 31, 2017
	<u> </u>	<u> </u>
Method of Financing:		
National Research University Fund Earnings No. 8214, estimated	\$ 29,819,162	\$ 31,248,988
Total, Method of Financing	<u>\$ 29,819,162</u>	<u>\$ 31,248,988</u>
This bill pattern represents an estimated 100% of this agency's estimated total available funds for the biennium.		
Items of Appropriation:		
A. Goal: MANAGE/ADMINISTER ENDOWMENT FUNDS Provide Management and Administrative Support for Endowment Funds.		
A.1.1. Strategy: DISTRIBUTE TO ELIGIBLE INSTITUTIONS Distribution to Eligible Institutions.	\$ 29,819,162	\$ 31,248,988
Grand Total, AVAILABLE NATIONAL RESEARCH UNIVERSITY FUND	<u>\$ 29,819,162</u>	<u>\$ 31,248,988</u>
Object-of-Expense Informational Listing:		
Capital Expenditures	\$ 29,819,162	\$ 31,248,988
Total, Object-of-Expense Informational Listing	<u>\$ 29,819,162</u>	<u>\$ 31,248,988</u>

- 1. Distribution to Eligible Institutions.** There is hereby appropriated to each eligible institution for the biennium ending August 31, 2017, that portion of the earnings from the National Research University Fund distributed to it by Article VII, §20 of the Texas Constitution. Pursuant to Article VII, §20 of the Texas Constitution, each eligible institution must use its National Research University Fund appropriation only for the support and maintenance of educational and general activities that promote increased research capacity at the institution.

PERMANENT FUND SUPPORTING MILITARY AND VETERANS EXEMPTIONS

	For the Years Ending	
	August 31, 2016	August 31, 2017
	<u>2016</u>	<u>2017</u>
Method of Financing:		
Permanent Fund Supporting Military and Veterans Exemptions No. 210, estimated	\$ 11,646,519	\$ 11,857,694
Total, Method of Financing	<u>\$ 11,646,519</u>	<u>\$ 11,857,694</u>
This bill pattern represents an estimated 100% of this agency's estimated total available funds for the biennium.		
Items of Appropriation:		
A. Goal: MANAGE/ADMINISTER PERMANENT FUND Provide Management and Administrative Support for Permanent Fund.		
A.1.1. Strategy: DISTRIBUTE TO ELIGIBLE INSTITUTIONS Distribution to Eligible Institutions.	\$ 11,646,519	\$ 11,857,694
Grand Total, PERMANENT FUND SUPPORTING MILITARY AND VETERANS EXEMPTIONS	<u>\$ 11,646,519</u>	<u>\$ 11,857,694</u>
Object-of-Expense Informational Listing:		
Other Operating Expense	\$ 11,646,519	\$ 11,857,694
Total, Object-of-Expense Informational Listing	<u>\$ 11,646,519</u>	<u>\$ 11,857,694</u>

- 1. Distribution to Eligible Institutions.** There is hereby appropriated to each eligible institution of higher education for the biennium ending August 31, 2017, an annual distribution amount from the Permanent Fund Supporting Military and Veterans Exemptions to offset the cost to each institution of higher education of the exemptions required by Education Code, Sec. 54.341(k). The annual distribution total from the fund shall be determined by the Texas Treasury Safekeeping Trust Company. The annual distribution from the fund shall be distributed to eligible institutions in proportion to each institution's respective share of the aggregate cost to all institutions of the exemptions required by Education Code, Sec. 54.341(k), as determined by the Legislative Budget Board.

THE UNIVERSITY OF TEXAS AT ARLINGTON

	For the Years Ending	
	August 31, 2016	August 31, 2017
	<u>2016</u>	<u>2017</u>
Method of Financing:		
General Revenue Fund	\$ 105,032,456	\$ 105,438,634
General Revenue Fund - Dedicated		
Estimated Board Authorized Tuition Increases Account No. 704	7,684,473	7,684,473
Estimated Other Educational and General Income Account No. 770	57,628,220	57,831,370
Subtotal, General Revenue Fund - Dedicated	<u>\$ 65,312,693</u>	<u>\$ 65,515,843</u>
License Plate Trust Fund Account No. 0802 ¹	<u>2,363</u>	<u>2,363</u>
Total, Method of Financing	<u>\$ 170,347,512</u>	<u>\$ 170,956,840</u>
Items of Appropriation:		
1. Educational and General State Support	\$ 170,347,512	\$ 170,956,840
Grand Total, THE UNIVERSITY OF TEXAS AT ARLINGTON	<u>\$ 170,347,512</u>	<u>\$ 170,956,840</u>

THE UNIVERSITY OF TEXAS AT ARLINGTON
(Continued)

This bill pattern represents an estimated 29.5% of this agency's estimated total available funds for the biennium.

Number of Full-Time-Equivalents (FTE)- Appropriated Funds	2,110.3	2,110.3
--	---------	---------

1. Informational Listing of Appropriated Funds. The appropriations made above for Educational and General State Support are subject to the special and general provisions of this Act and include the following amounts for the purposes indicated.

A. Goal: INSTRUCTION/OPERATIONS

Provide Instructional and Operations Support.

A.1.1. Strategy: OPERATIONS SUPPORT	\$ 119,823,628	\$ 119,823,629
A.1.2. Strategy: TEACHING EXPERIENCE SUPPLEMENT	\$ 1,509,224	\$ 1,509,224
A.1.3. Strategy: STAFF GROUP INSURANCE PREMIUMS	\$ 7,895,424	\$ 8,461,527
A.1.4. Strategy: WORKERS' COMPENSATION INSURANCE	\$ 215,308	\$ 215,308
A.1.5. Strategy: UNEMPLOYMENT COMPENSATION INSURANCE	\$ 20,929	\$ 20,929
A.1.6. Strategy: TEXAS PUBLIC EDUCATION GRANTS	<u>\$ 6,461,395</u>	<u>\$ 6,510,719</u>
Total, Goal A: INSTRUCTION/OPERATIONS	<u>\$ 135,925,908</u>	<u>\$ 136,541,336</u>

B. Goal: INFRASTRUCTURE SUPPORT

Provide Infrastructure Support.

B.1.1. Strategy: E&G SPACE SUPPORT Educational and General Space Support.	\$ 16,247,695	\$ 16,247,695
B.1.2. Strategy: TUITION REVENUE BOND RETIREMENT	<u>\$ 7,420,188</u>	<u>\$ 7,414,088</u>
Total, Goal B: INFRASTRUCTURE SUPPORT	<u>\$ 23,667,883</u>	<u>\$ 23,661,783</u>

C. Goal: SPECIAL ITEM SUPPORT

Provide Special Item Support.

C.1.1. Strategy: SCIENCE EDUCATION CENTER	\$ 133,259	\$ 133,259
C.2.1. Strategy: UT ARLINGTON RESEARCH INSTITUTE UT Arlington Research Institute (UTARI).	\$ 1,887,108	\$ 1,887,108
C.3.1. Strategy: RURAL HOSPITAL OUTREACH PROGRAM	\$ 32,634	\$ 32,634
C.3.2. Strategy: INSTITUTE OF URBAN STUDIES	\$ 211,166	\$ 211,166
C.3.3. Strategy: MEXICAN AMERICAN STUDIES	\$ 29,613	\$ 29,613
C.4.1. Strategy: INSTITUTIONAL ENHANCEMENT ¹	\$ 1,643,423	\$ 1,643,423
C.4.2. Strategy: AFRICA INTERNATIONAL EXCHANGE	<u>\$ 78,050</u>	<u>\$ 78,050</u>
Total, Goal C: SPECIAL ITEM SUPPORT	<u>\$ 4,015,253</u>	<u>\$ 4,015,253</u>

D. Goal: RESEARCH FUNDS

D.1.1. Strategy: CORE RESEARCH SUPPORT	\$ 6,738,468	\$ 6,738,468
---	--------------	--------------

Grand Total, THE UNIVERSITY OF TEXAS AT ARLINGTON	<u>\$ 170,347,512</u>	<u>\$ 170,956,840</u>
--	-----------------------	-----------------------

Object-of-Expense Informational Listing:

Salaries and Wages	\$ 42,517,323	\$ 42,634,087
Other Personnel Costs	27,400	27,402
Faculty Salaries (Higher Education Only)	97,815,874	97,830,137
Professional Fees and Services	131	131
Fuels and Lubricants	84,102	86,557
Consumable Supplies	49,039	49,040
Utilities	6,208,623	6,099,385
Travel	9,003	9,003
Rent - Machine and Other	2,434	2,433
Debt Service	7,420,188	7,414,088
Other Operating Expense	9,714,654	10,256,511
Grants	6,461,395	6,510,719
Capital Expenditures	<u>37,346</u>	<u>37,347</u>

Total, Object-of-Expense Informational Listing	<u>\$ 170,347,512</u>	<u>\$ 170,956,840</u>
---	-----------------------	-----------------------

THE UNIVERSITY OF TEXAS AT ARLINGTON
(Continued)

Estimated Allocations for Employee Benefits and Debt Service Appropriations Made Elsewhere in this Act:

<u>Employee Benefits</u>		
Retirement	\$ 8,854,885	\$ 9,120,532
Group Insurance	13,887,513	14,883,249
Social Security	<u>8,084,976</u>	<u>8,408,375</u>
 Subtotal, Employee Benefits	 <u>\$ 30,827,374</u>	 <u>\$ 32,412,156</u>
 Total, Estimated Allocations for Employee Benefits and Debt Service Appropriations Made Elsewhere in this Act	 <u>\$ 30,827,374</u>	 <u>\$ 32,412,156</u>

2. Performance Measure Targets. The following is a listing of the key performance target levels for The University of Texas at Arlington. It is the intent of the Legislature that appropriations made by this Act be utilized in the most efficient and effective manner possible to achieve the intended mission of The University of Texas at Arlington. In order to achieve the objectives and service standards established by this Act, The University of Texas at Arlington shall make every effort to attain the following designated key performance target levels associated with each item of appropriation.

	<u>2016</u>	<u>2017</u>
A. Goal: INSTRUCTION/OPERATIONS		
Outcome (Results/Impact):		
Percent of First-time, Full-time, Degree-seeking Freshmen Who Earn a Baccalaureate Degree within Six Academic Years	51%	52%
Percent of First-time, Full-time, Degree-seeking Freshmen Who Earn a Baccalaureate Degree within Four Academic Years	24%	25%
Persistence Rate of First-time, Full-time, Degree-seeking Freshmen Students after One Academic Year	79%	80%
Certification Rate of Teacher Education Graduates	97%	97%
Percent of Baccalaureate Graduates Who Are First Generation College Graduates	36%	36%
Percent of Incoming Full-time Undergraduate Transfer Students Who Graduate within Four Years	62%	63%
Percent of Incoming Full-time Undergraduate Transfer Students Who Graduate within Two Years	38%	38%
Percent of Lower Division Semester Credit Hours Taught by Tenured or Tenure-Track Faculty	30%	30%
State Licensure Pass Rate of Engineering Graduates	70%	70%
State Licensure Pass Rate of Nursing Graduates	96%	96%
Dollar Value of External or Sponsored Research Funds (in Millions)	46	46
A.1.1. Strategy: OPERATIONS SUPPORT		
Efficiencies:		
Administrative Cost as a Percent of Total Expenditures	7%	7%

- 3. Robotics Engineering Research Program Transferability Authority.** The University of Texas at Arlington is hereby authorized to transfer or utilize from funds appropriated above an amount not to exceed \$356,250 to the Robotics Engineering Research Program in addition to the amount specified for that item. However, no funds may be transferred from any specified amount for faculty salaries, general scholarships, or minority scholarships and recruitment.
- 4. Center for Mexican American Studies.** The University of Texas at Arlington is hereby authorized to transfer or utilize, from funds appropriated above, an amount not to exceed \$213,750 for the operation of the Center for Mexican American Studies.
- 5. Urban Studies Institute.** All funds collected by the Urban Studies Institute are hereby appropriated to The University of Texas at Arlington for the Urban Studies Institute. It is the intent of the Legislature that services provided by the Institute shall be provided at a reduced cost based upon financial need and the availability of like services.

THE UNIVERSITY OF TEXAS AT ARLINGTON
(Continued)

- 6. University of Texas at Arlington Research Institute.** Out of funds appropriated to The University of Texas at Arlington in Strategy C.2.1, UT Arlington Research Institute, \$1,887,108 in General Revenue in fiscal year 2016 and \$1,887,108 in General Revenue in fiscal year 2017 shall be used for the University of Texas at Arlington Research Institute.

¹ Incorporates Article III, Special Provisions Relating Only to State Agencies of Higher Education, §60, relating to Texas Collegiate License Plate Scholarships, resulting in an increase of \$2,363 in FY 2016 and \$2,363 in FY 2017 out of the License Plate Trust Fund Account No. 802.

THE UNIVERSITY OF TEXAS AT AUSTIN

	For the Years Ending	
	August 31, 2016	August 31, 2017
Method of Financing:		
General Revenue Fund ^{1, 2}	\$ 295,412,040	\$ 283,010,519
<u>General Revenue Fund - Dedicated</u>		
Estimated Board Authorized Tuition Increases Account No. 704	18,500,000	18,500,000
Estimated Other Educational and General Income Account No. 770	94,987,577	96,395,811
Emerging Technology Account No. 5124 ³	3,694,020	0
Subtotal, General Revenue Fund - Dedicated	<u>\$ 117,181,597</u>	<u>\$ 114,895,811</u>
License Plate Trust Fund Account No. 0802 ⁴	<u>108,709</u>	<u>108,709</u>
Total, Method of Financing	<u>\$ 412,702,346</u>	<u>\$ 398,015,039</u>
Items of Appropriation:		
1. Educational and General State Support ^{1, 2, 3, 4}	\$ 412,702,346	\$ 398,015,039
Grand Total, THE UNIVERSITY OF TEXAS AT AUSTIN	<u>\$ 412,702,346</u>	<u>\$ 398,015,039</u>

This bill pattern represents an estimated 15.9% of this agency's estimated total available funds for the biennium.

Number of Full-Time-Equivalents (FTE)-Appropriated Funds¹	5,268.5	5,268.5
---	---------	---------

- 1. Informational Listing of Appropriated Funds.** The appropriations made above for Educational and General State Support are subject to the special and general provisions of this Act and include the following amounts for the purposes indicated.

A. Goal: INSTRUCTION/OPERATIONS

Provide Instructional and Operations Support.

A.1.1. Strategy: OPERATIONS SUPPORT	\$ 234,685,732	\$ 234,685,732
A.1.2. Strategy: TEACHING EXPERIENCE SUPPLEMENT	\$ 4,968,634	\$ 4,968,634
A.1.3. Strategy: STAFF GROUP INSURANCE PREMIUMS	\$ 12,215,030	\$ 13,090,847
A.1.4. Strategy: WORKERS' COMPENSATION INSURANCE	\$ 619,142	\$ 619,142
A.1.5. Strategy: UNEMPLOYMENT COMPENSATION INSURANCE	\$ 31,772	\$ 31,772
A.1.6. Strategy: TEXAS PUBLIC EDUCATION GRANTS	<u>\$ 13,039,921</u>	<u>\$ 13,248,267</u>
Total, Goal A: INSTRUCTION/OPERATIONS	<u>\$ 265,560,231</u>	<u>\$ 266,644,394</u>

B. Goal: INFRASTRUCTURE SUPPORT

Provide Infrastructure Support.

B.1.1. Strategy: E&G SPACE SUPPORT Educational and General Space Support.	\$ 57,796,963	\$ 57,796,963
B.1.2. Strategy: TUITION REVENUE BOND RETIREMENT	<u>\$ 13,874,482</u>	<u>\$ 13,877,657</u>
Total, Goal B: INFRASTRUCTURE SUPPORT	<u>\$ 71,671,445</u>	<u>\$ 71,674,620</u>

THE UNIVERSITY OF TEXAS AT AUSTIN
(Continued)

C. Goal: SPECIAL ITEM SUPPORT

Provide Special Item Support.

C.1.1. Strategy: READINESS ¹	\$ 11,500,000	\$ 11,500,000
C.1.2. Strategy: TEXAS NATURAL SCIENCE CENTER	\$ 108,823	\$ 108,823
C.1.3. Strategy: GARNER MUSEUM	\$ 168,750	\$ 168,750
C.2.1. Strategy: MARINE SCIENCE INSTITUTE Marine Science Institute - Port Aransas.	\$ 5,353,977	\$ 2,503,977
C.2.2. Strategy: INSTITUTE FOR GEOPHYSICS	\$ 786,070	\$ 786,070
C.2.3. Strategy: BUREAU OF ECONOMIC GEOLOGY	\$ 1,517,637	\$ 1,517,637
C.2.4. Strategy: BUREAU OF BUSINESS RESEARCH	\$ 174,365	\$ 174,365
C.2.5. Strategy: MCDONALD OBSERVATORY	\$ 3,765,190	\$ 3,765,190
C.2.6. Strategy: ADVANCED STUDIES IN ASTRONOMY - HET Center for Advanced Studies in Astronomy - HET(Hobby-Eberly Telescope).	\$ 432,006	\$ 432,006
C.2.7. Strategy: BEG: PROJECT STARR Bureau of Economic Geology: Project STARR.	\$ 4,950,000	\$ 4,950,000
C.2.8. Strategy: IDENTITY THEFT AND SECURITY ²	\$ 0	\$ 0
C.3.1. Strategy: IRMA RANGEL PUBLIC POLICY INSTITUTE	\$ 144,161	\$ 144,161
C.3.2. Strategy: POLICY DISPUTE RESOLUTION CENTER Center for Public Policy Dispute Resolution.	\$ 258,306	\$ 258,306
C.3.3. Strategy: VOCES ORAL HISTORY PROJECT	\$ 50,312	\$ 50,312
C.4.1. Strategy: INSTITUTIONAL ENHANCEMENT ⁴	<u>\$ 1,227,129</u>	<u>\$ 1,227,129</u>
Total, Goal C: SPECIAL ITEM SUPPORT	<u>\$ 30,436,726</u>	<u>\$ 27,586,726</u>

D. Goal: TRUSTEED FUNDS

D.1.1. Strategy: D K ROYAL TX ALZHEIMER'S INITIATIVE Darrell K Royal Texas Alzheimer's Initiative.	\$ 9,230,625	\$ UB
---	--------------	-------

E. Goal: RESEARCH FUNDS

E.1.1. Strategy: TEXAS RESEARCH UNIVERSITY FUND ³	\$ 35,803,319	\$ 32,109,299
---	---------------	---------------

Grand Total, THE UNIVERSITY OF TEXAS AT AUSTIN	<u>\$ 412,702,346</u>	<u>\$ 398,015,039</u>
---	-----------------------	-----------------------

Object-of-Expense Informational Listing:

Salaries and Wages	\$ 96,922,825	\$ 111,258,458
Other Personnel Costs	1,964,541	1,991,714
Faculty Salaries (Higher Education Only)	177,968,504	180,678,777
Debt Service	13,874,482	13,877,657
Other Operating Expense	108,932,073	76,960,166
Grants	<u>13,039,921</u>	<u>13,248,267</u>

Total, Object-of-Expense Informational Listing	<u>\$ 412,702,346</u>	<u>\$ 398,015,039</u>
---	-----------------------	-----------------------

Estimated Allocations for Employee Benefits and Debt Service Appropriations Made Elsewhere in this Act:

Employee Benefits

Retirement	\$ 16,930,134	\$ 17,097,134
Group Insurance	29,584,339	31,705,535
Social Security	<u>23,346,983</u>	<u>24,280,863</u>

Subtotal, Employee Benefits	<u>\$ 69,861,456</u>	<u>\$ 73,083,532</u>
-----------------------------	----------------------	----------------------

Total, Estimated Allocations for Employee Benefits and Debt Service Appropriations Made Elsewhere in this Act	<u>\$ 69,861,456</u>	<u>\$ 73,083,532</u>
--	----------------------	----------------------

2. **Performance Measure Targets.** The following is a listing of the key performance target levels for The University of Texas at Austin. It is the intent of the Legislature that appropriations made by this Act be utilized in the most efficient and effective manner possible to achieve the intended mission of The University of Texas at Austin. In order to achieve the objectives and service standards established by this Act, The University of Texas at Austin shall make every effort to attain the following designated key performance target levels associated with each item of appropriation.

THE UNIVERSITY OF TEXAS AT AUSTIN
(Continued)

	<u>2016</u>	<u>2017</u>
A. Goal: INSTRUCTION/OPERATIONS		
Outcome (Results/Impact):		
Percent of First-time, Full-time, Degree-seeking Freshmen Who Earn a Baccalaureate Degree within Six Academic Years	84%	84%
Percent of First-time, Full-time, Degree-seeking Freshmen Who Earn a Baccalaureate Degree within Four Academic Years	58%	58%
Persistence Rate of First-time, Full-time, Degree-seeking Freshmen Students after One Academic Year	95%	95%
Certification Rate of Teacher Education Graduates	96%	96%
Percent of Baccalaureate Graduates Who Are First Generation College Graduates	23%	23%
Percent of Incoming Full-time Undergraduate Transfer Students Who Graduate within Four Years	82%	82%
Percent of Incoming Full-time Undergraduate Transfer Students Who Graduate within Two Years	25%	25%
Percent of Lower Division Semester Credit Hours Taught by Tenured or Tenure-Track Faculty	45%	45%
State Licensure Pass Rate of Law Graduates	94%	94%
State Licensure Pass Rate of Engineering Graduates	94%	94%
State Licensure Pass Rate of Nursing Graduates	96%	96%
State Licensure Pass Rate of Pharmacy Graduates	99.2%	99.2%
Dollar Value of External or Sponsored Research Funds (in Millions)	560	565
A.1.1. Strategy: OPERATIONS SUPPORT		
Efficiencies:		
Administrative Cost as a Percent of Total Expenditures	4.8%	4.8%

3. Bureau of Economic Geology Contingency. Contingent upon certification by the Comptroller of Public Accounts that increased activity by the Bureau of Economic Geology will generate at least \$9,900,000 for the biennium in additional revenue to the General Revenue Fund, \$4,950,000 in each year of the biennium is included in the appropriation above for the Bureau of Economic Geology: Project STARR. If the amount that can be certified is less than the maximum amount appropriated, the amounts appropriated shall be reduced to be within the amounts certified.

4. University Interscholastic League Financial Reporting. As part of the financial report required in the Education Code §33.083, the University Interscholastic League (UIL) shall provide the following financial information to the Governor, the presiding officer of each house of the legislature, and the Legislative Budget Board before November 20th each year. The report shall provide the following financial information in the format and order identified below for the preceding two fiscal years:

1. Total revenues.
2. Total expenditures.
3. Excess (Deficit) of revenue over expenditures.
4. Total fund balance.
5. Total interest income earned on fund balances belonging to UIL that are deposited with The University of Texas at Austin for the benefit of the league.
6. Total member school district earnings from event rebates and other sources.
7. Total UIL earnings from gate receipts, administrative charges, retained excess revenues from UIL managed events and other sources.
8. Total University of Texas at Austin earnings levied on all UIL expenditures and total expenses incurred by The University of Texas at Austin in providing administrative services for the UIL.

This information shall be reported for all UIL funds, by all budget groups including but not limited to the General Fee, Music, Interscholastic League Press Conference, Athletic/Academic and Corporate budget groups, and individual event/tournament budgets. The UIL shall contract annually with an independent certified public accountant to audit this financial report. In lieu of pursuing a contract for independent audit services and at the discretion of the State Auditor, the State Auditor's Office may conduct the audit. Copies of this report shall be furnished on request to members of the legislature and shall be posted on the UIL's web site.

5. Public Policy Clinics. Out of the funds appropriated above, up to \$155,859 in each year of the biennium shall be used for the Irma Lerma Rangel Public Policy Clinics in the Department of Government. The clinics shall be focused on public policy issues salient to the State of Texas and

THE UNIVERSITY OF TEXAS AT AUSTIN
(Continued)

to be offered as graduate-level seminars to help maximize the partnership with the Tomas Rivera Center, the Center for Migration and Border Studies and other academic institutions. These funds shall be used to pay for the Irma Lerma Rangel Research Fellowships in Law and Public Policy, surveys, and other expenses associated with the clinics.

6. **Legislative Law Clinic.** Out of the funds appropriated above, up to \$75,000 in each year of the biennium shall be used for the continuation of the Legislative Lawyering Clinic in the School of Law. These funds shall be used to pay for clinic academic and administrative personnel, research, surveys, and other expenses associated with the clinic.
7. **Readiness Project.** Out of funds approved above to Strategy C.1.1, Readiness, \$3,000,000 shall be used to establish a statewide program to create and deploy modular courses to improve college readiness, reduce the need for developmental education, and improve student success, to be developed by a consortium of universities from multiple university systems and community colleges organized by The University of Texas at Austin. The courses would incorporate college readiness assignments based on the state college and career readiness standards that have been developed and field tested by faculty and instructional support staff from Texas A&M University, The University of Texas at Austin, public junior colleges, and public school districts. The courses should use diagnostic assessments and advanced technology to determine students' specific needs, include open-source instructional materials, include professional development institutes and online resources for instructors, and incorporate the best available research about how students learn complex material. The courses may be designed so that they can be deployed as dual credit courses. Any unexpended balances remaining as of August 31, 2016 are hereby appropriated for the fiscal year beginning September 1, 2016.
8. **College of Fine Arts.** Out of funds appropriated to The University of Texas at Austin in Strategy C.4.1, Institutional Enhancement, \$500,000 in General Revenue in fiscal year 2016 and \$500,000 in General Revenue in fiscal year 2017 is for a program at the College of Fine Arts developed in partnership with the Texas Cultural Trust to extend the fine arts digital literacy curriculum to 10th grade fine arts instruction and the development of teacher certification curriculum in digital literacy for the fine arts.
9. **Appropriation for Identity Theft and Security.²** ~~Amounts appropriated above include \$5,000,000 in General Revenue for the 2016-17 biennium to provide research and education in the areas of identity management, protection, security, and privacy, and to develop solutions to identity problems for businesses, adults, and children at The Center for Identity at The University of Texas at Austin. The Comptroller estimates additional General Revenue of \$5,000,000 for the biennium will be available as a result of increased identity security and privacy.~~
10. **Bureau of Economic Geology.** Contingent upon certification by the Comptroller of Public Accounts that increased activity by the Bureau of Economic Geology will generate at least \$1,000,000 for the biennium in additional revenue to the General Revenue Fund, \$500,000 from General Revenue in each year of the biennium is appropriated to The University of Texas at Austin in Strategy C.2.3, Bureau of Economic Geology included in the amounts above. If the amount that can be certified is less than the maximum amount appropriated, the amounts appropriated shall be reduced to be within the amounts certified.
11. **Reporting Requirement on Research Expenditures.**
 - a. The University of Texas at Austin shall report, by December 1 of each year of the biennium, to the Legislative Budget Board, and the Governor, the amount of research expenditures at each of The University of Texas at Austin and The University of Texas at Austin School of Medicine.
 - b. A report submitted under Subsection (a) must:
 - (1) be in a form prescribed by the Legislative Budget Board;
 - (2) account for research expenditures for The University of Texas at Austin School of Medicine separately from programs at The University of Texas at Austin; and
 - (3) report both restricted research expenditures and total research expenditures.

THE UNIVERSITY OF TEXAS AT AUSTIN
(Continued)

12. Reporting Requirement on Benefit Expenditures.

- a. The University of Texas at Austin shall report, by December 1 of each year of the biennium, to the Legislative Budget Board, and the Governor, the amount of benefit expenditures at each of The University of Texas at Austin and The University of Texas at Austin School of Medicine.
- b. A report submitted under Subsection (a) must:
 - (1) be in a form prescribed by the Legislative Budget Board;
 - (2) account for benefit expenditures for the School of Medicine separately from programs at The University of Texas at Austin; and
 - (3) report expenditures for the Teachers Retirement System, Optional Retirement Program, and social security.

13. Darrell K Royal Alzheimer's Initiative. Amounts appropriated above in Strategy D.1.1, Darrell K Royal Texas Alzheimer's Initiative, are funds trusted to The University of Texas at Austin, and The University of Texas at Austin may not transfer the amount appropriated to other purposes. All amounts, net of cost of administration, shall be allocated at the direction of the Texas Council on Alzheimer's Disease and Related Disorders as provided by law to the Consortium of Alzheimer's Disease Centers and for other disease-specific purposes that are part of the Darrell K Royal Texas Alzheimer's Initiative as approved by the Texas Council on Alzheimer's Disease and Related Disorders. Any unexpended balances at the end of fiscal year 2016 are hereby appropriated for the same purposes for fiscal year 2017.

14. Marine Science Institute. Out of funds appropriated to The University of Texas at Austin in Strategy C.2.1, Marine Science Institute, \$2,503,977 in General Revenue in each fiscal year shall be used for the Marine Science Institute. Additionally, out of funds appropriated above in Strategy C.2.1, Marine Science Institute, \$2,850,000 in General Revenue in fiscal year 2016 shall be used for the repair of the Marine Science Boat Basin.

¹ Incorporates Article IX, §18.21, of this Act, relating to measures to support public school student academic achievement and high school, college, and career preparation, including measures to improve and support dual credit courses, the development of public outreach materials, and the development of postsecondary education and career counseling academies, resulting in increases of \$10,000,000 in FY 2016 and \$10,000,000 in FY 2017 out of General Revenue Funds and increases of 9 FTEs in FY 2016 and 9 FTEs in FY 2017.

² Appropriations referenced in Strategy C.2.8. Identify Theft and Security, were vetoed, resulting in decreases of \$2,500,000 in FY 2016 and \$2,500,000 in FY 2017 out of General Revenue funds. See the Governor's Veto Proclamation.

³ Incorporates Article IX, §18.70 of this Act, due to enactment of HB 26, 84th Legislature, Regular Session, relating to the disposition of the Emerging Technology Fund, resulting in an increase of \$3,694,020 in FY 2016 out of General Revenue-Dedicated funds.

⁴ Incorporates Article III, Special Provisions Relating Only to State Agencies of Higher Education, §60, relating to Texas Collegiate License Plate Scholarships, resulting in an increase of \$108,709 in FY 2016 and \$108,709 in FY 2017 out of the License Plate Trust Fund Account No. 802.

THE UNIVERSITY OF TEXAS AT DALLAS

	For the Years Ending	
	August 31, 2016	August 31, 2017
Method of Financing:		
General Revenue Fund	\$ 86,393,413	\$ 85,886,928
<u>General Revenue Fund - Dedicated</u>		
Estimated Board Authorized Tuition Increases Account No. 704	8,300,000	8,300,000
Estimated Other Educational and General Income Account No. 770	53,047,226	54,039,492
Subtotal, General Revenue Fund - Dedicated	<u>\$ 61,347,226</u>	<u>\$ 62,339,492</u>
Total, Method of Financing	<u>\$ 147,740,639</u>	<u>\$ 148,226,420</u>

THE UNIVERSITY OF TEXAS AT DALLAS
(Continued)

Items of Appropriation:

1. Educational and General State Support	\$ 147,740,639	\$ 148,226,420
Grand Total, THE UNIVERSITY OF TEXAS AT DALLAS	<u>\$ 147,740,639</u>	<u>\$ 148,226,420</u>

This bill pattern represents an estimated 26.2% of this agency's estimated total available funds for the biennium.

Number of Full-Time-Equivalents (FTE)-Appropriated Funds

1,406.8 1,406.8

1. Informational Listing of Appropriated Funds. The appropriations made above for Educational and General State Support are subject to the special and general provisions of this Act and include the following amounts for the purposes indicated.

A. Goal: INSTRUCTION/OPERATIONS

Provide Instructional and Operations Support.

A.1.1. Strategy: OPERATIONS SUPPORT	\$ 99,532,528	\$ 99,532,519
A.1.2. Strategy: TEACHING EXPERIENCE SUPPLEMENT	\$ 1,144,101	\$ 1,144,101
A.1.3. Strategy: STAFF GROUP INSURANCE PREMIUMS	\$ 5,534,631	\$ 5,931,463
A.1.4. Strategy: WORKERS' COMPENSATION INSURANCE	\$ 95,625	\$ 95,625
A.1.5. Strategy: UNEMPLOYMENT COMPENSATION INSURANCE	\$ 95,625	\$ 95,625
A.1.6. Strategy: TEXAS PUBLIC EDUCATION GRANTS	\$ 4,242,945	\$ 4,327,219
A.1.7. Strategy: ORGANIZED ACTIVITIES	<u>\$ 6,963,456</u>	<u>\$ 6,963,456</u>

Total, Goal A: INSTRUCTION/OPERATIONS \$ 117,608,911 \$ 118,090,008

B. Goal: INFRASTRUCTURE SUPPORT

Provide Infrastructure Support.

B.1.1. Strategy: E&G SPACE SUPPORT Educational and General Space Support.	\$ 14,667,405	\$ 14,667,405
B.1.2. Strategy: TUITION REVENUE BOND RETIREMENT	<u>\$ 3,338,175</u>	<u>\$ 3,342,863</u>

Total, Goal B: INFRASTRUCTURE SUPPORT \$ 18,005,580 \$ 18,010,268

C. Goal: SPECIAL ITEM SUPPORT

Provide Special Item Support.

C.1.1. Strategy: CENTER FOR APPLIED BIOLOGY	\$ 410,157	\$ 410,156
C.1.2. Strategy: NANOTECHNOLOGY	\$ 164,063	\$ 164,062
C.1.3. Strategy: MIDDLE SCHOOL BRAIN YEARS	\$ 1,500,000	\$ 1,500,000
C.2.1. Strategy: ACADEMIC BRIDGE PROGRAM Intensive Summer Academic Bridge Program.	\$ 664,063	\$ 664,062
C.3.1. Strategy: SCIENCE, ENGINEERING, MATH	<u>\$ 144,248</u>	<u>\$ 144,247</u>

Total, Goal C: SPECIAL ITEM SUPPORT \$ 2,882,531 \$ 2,882,527

D. Goal: RESEARCH FUNDS

D.1.1. Strategy: CORE RESEARCH SUPPORT	\$ 9,176,901	\$ 9,176,901
---	--------------	--------------

E. Goal: TRUSTEED FUNDS

Trusteed Funds for African American Museum Internship Program.

E.1.1. Strategy: AFRICAN AMERICAN MUSEUM INTERNSHIP	\$ 66,716	\$ 66,716
--	-----------	-----------

Grand Total, THE UNIVERSITY OF TEXAS AT DALLAS \$ 147,740,639 \$ 148,226,420

Object-of-Expense Informational Listing:

Salaries and Wages	\$ 50,675,754	\$ 55,750,228
Other Personnel Costs	1,884,981	841,250
Faculty Salaries (Higher Education Only)	77,329,357	67,881,997
Professional Fees and Services	22,789	0
Consumable Supplies	519,972	0
Utilities	26	0
Travel	228,869	14,000
Rent - Machine and Other	22,933	0
Debt Service	3,338,175	3,342,863
Other Operating Expense	7,931,220	16,002,147

THE UNIVERSITY OF TEXAS AT DALLAS
(Continued)

Client Services	66,716	66,716
Grants	4,242,945	4,327,219
Capital Expenditures	1,476,902	0
Total, Object-of-Expense Informational Listing	\$ 147,740,639	\$ 148,226,420

Estimated Allocations for Employee Benefits and Debt Service Appropriations Made Elsewhere in this Act:

<u>Employee Benefits</u>		
Retirement	\$ 8,250,809	\$ 8,415,825
Group Insurance	8,644,380	9,264,181
Social Security	7,788,495	8,100,035
Subtotal, Employee Benefits	\$ 24,683,684	\$ 25,780,041
Total, Estimated Allocations for Employee Benefits and Debt Service Appropriations Made Elsewhere in this Act	\$ 24,683,684	\$ 25,780,041

- 2. Performance Measure Targets.** The following is a listing of the key performance target levels for The University of Texas at Dallas. It is the intent of the Legislature that appropriations made by this Act be utilized in the most efficient and effective manner possible to achieve the intended mission of The University of Texas at Dallas. In order to achieve the objectives and service standards established by this Act, The University of Texas at Dallas shall make every effort to attain the following designated key performance target levels associated with each item of appropriation.

	2016	2017
A. Goal: INSTRUCTION/OPERATIONS		
Outcome (Results/Impact):		
Percent of First-time, Full-time, Degree-seeking Freshmen Who Earn a Baccalaureate Degree within Six Academic Years	71%	71%
Percent of First-time, Full-time, Degree-seeking Freshmen Who Earn a Baccalaureate Degree within Four Academic Years	51%	51%
Persistence Rate of First-time, Full-time, Degree-seeking Freshmen Students after One Academic Year	89.5%	90%
Certification Rate of Teacher Education Graduates	99.5%	99.5%
Percent of Baccalaureate Graduates Who Are First Generation College Graduates	35%	35%
Percent of Incoming Full-time Undergraduate Transfer Students Who Graduate within Four Years	73%	73%
Percent of Incoming Full-time Undergraduate Transfer Students Who Graduate within Two Years	47%	47%
Percent of Lower Division Semester Credit Hours Taught by Tenured or Tenure-Track Faculty	33%	33%
Dollar Value of External or Sponsored Research Funds (in Millions)	65	65
A.1.1. Strategy: OPERATIONS SUPPORT		
Efficiencies:		
Administrative Cost as a Percent of Total Expenditures	8.1%	8.1%

- 3. African American Museum Internship.** Funds appropriated above in Strategy E.1.1, African American Museum Internship, are for the purpose of supporting an internship at the African American Museum in Dallas. Amounts appropriated in this strategy are funds trusted to The University of Texas at Dallas, and The University of Texas at Dallas may not transfer the amount appropriated to other purposes. The University of Texas at Dallas may require periodic submission of data and reports as they consider necessary to assess the overall performance of the museum internship program. By September 1 of each year, the museum shall report data to The University of Texas at Dallas as required to assess the overall performance of the internship program. The University of Texas at Dallas is required to report to the Legislative Budget Board and the Governor's Office concerning the effectiveness of the program by October 1, 2016.

THE UNIVERSITY OF TEXAS AT EL PASO

	For the Years Ending	
	August 31, 2016	August 31, 2017
Method of Financing:		
General Revenue Fund	\$ 80,551,320	\$ 80,715,707
<u>General Revenue Fund - Dedicated</u>		
Estimated Board Authorized Tuition Increases Account No. 704	2,950,954	2,950,954
Estimated Other Educational and General Income Account No. 770	26,024,558	26,204,513
Subtotal, General Revenue Fund - Dedicated	<u>\$ 28,975,512</u>	<u>\$ 29,155,467</u>
<u>Other Funds</u>		
License Plate Trust Fund Account No. 0802 ¹	3,533	3,533
Permanent Endowment Fund Account No. 817, UT El Paso, estimated	1,492,500	1,492,500
Subtotal, Other Funds	<u>\$ 1,496,033</u>	<u>\$ 1,496,033</u>
Total, Method of Financing	<u><u>\$ 111,022,865</u></u>	<u><u>\$ 111,367,207</u></u>
Items of Appropriation:		
1. Educational and General State Support	\$ 111,022,865	\$ 111,367,207
Grand Total, THE UNIVERSITY OF TEXAS AT EL PASO	<u><u>\$ 111,022,865</u></u>	<u><u>\$ 111,367,207</u></u>

This bill pattern represents an estimated 26.9% of this agency's estimated total available funds for the biennium.

Number of Full-Time-Equivalents (FTE)-Appropriated Funds	1,961.9	1,961.9
---	---------	---------

1. Informational Listing of Appropriated Funds. The appropriations made above for Educational and General State Support are subject to the special and general provisions of this Act and include the following amounts for the purposes indicated.

A. Goal: INSTRUCTION/OPERATIONS		
Provide Instructional and Operations Support.		
A.1.1. Strategy: OPERATIONS SUPPORT	\$ 63,059,587	\$ 63,059,588
A.1.2. Strategy: TEACHING EXPERIENCE SUPPLEMENT	\$ 1,827,257	\$ 1,827,256
A.1.3. Strategy: STAFF GROUP INSURANCE PREMIUMS	\$ 4,010,136	\$ 4,297,663
A.1.4. Strategy: WORKERS' COMPENSATION INSURANCE	\$ 182,398	\$ 182,398
A.1.5. Strategy: UNEMPLOYMENT COMPENSATION INSURANCE	\$ 2,642	\$ 2,642
A.1.6. Strategy: TEXAS PUBLIC EDUCATION GRANTS	<u>\$ 3,912,597</u>	<u>\$ 3,970,512</u>
Total, Goal A: INSTRUCTION/OPERATIONS	<u>\$ 72,994,617</u>	<u>\$ 73,340,059</u>
B. Goal: INFRASTRUCTURE SUPPORT		
Provide Infrastructure Support.		
B.1.1. Strategy: E&G SPACE SUPPORT Educational and General Space Support.	\$ 12,855,034	\$ 12,855,034
B.1.2. Strategy: TUITION REVENUE BOND RETIREMENT	<u>\$ 7,294,750</u>	<u>\$ 7,293,650</u>
Total, Goal B: INFRASTRUCTURE SUPPORT	<u>\$ 20,149,784</u>	<u>\$ 20,148,684</u>
C. Goal: SPECIAL ITEM SUPPORT		
Provide Special Item Support.		
C.1.1. Strategy: EL PASO CENTENNIAL MUSEUM	\$ 80,541	\$ 80,541
C.1.2. Strategy: CENTER FOR LAW AND BORDER STUDIES	\$ 294,297	\$ 294,297
C.1.3. Strategy: PHARMACY EXTENSION	\$ 3,500,000	\$ 3,500,000
C.2.1. Strategy: BORDER STUDIES INSTITUTE Inter-American and Border Studies Institute.	\$ 58,016	\$ 58,016
C.2.2. Strategy: ENVIRONMENTAL RESOURCE MANAGEMENT Center for Environmental Resource Management.	\$ 154,695	\$ 154,695
C.2.3. Strategy: BORDER HEALTH RESEARCH	\$ 206,009	\$ 206,009

THE UNIVERSITY OF TEXAS AT EL PASO
(Continued)

C.3.1. Strategy: RURAL NURSING HEALTH CARE Rural Nursing Health Care Services.	\$	42,464	\$	42,464
C.3.2. Strategy: MANUFACTURE/MATERIALS MANAGEMENT Institute for Manufacturing and Materials Management.	\$	59,157	\$	59,157
C.3.3. Strategy: ECONOMIC/ENTERPRISE DEVELOPMENT Texas Centers for Economic and Enterprise Development.	\$	566,004	\$	566,004
C.3.4. Strategy: ACADEMIC EXCELLENCE Collaborative for Academic Excellence.	\$	77,348	\$	77,348
C.3.5. Strategy: BORDER COMMUNITY HEALTH Border Community Health Education Institute.	\$	191,294	\$	191,294
C.3.6. Strategy: US-MEXICO IMMIGRATION CENTER United States - Mexico Immigration Center.	\$	29,430	\$	29,430
C.4.1. Strategy: INSTITUTIONAL ENHANCEMENT ¹	\$	<u>3,225,065</u>	\$	<u>3,225,065</u>
Total, Goal C: SPECIAL ITEM SUPPORT	\$	<u>8,484,320</u>	\$	<u>8,484,320</u>
 D. Goal: RESEARCH FUNDS				
D.1.1. Strategy: CORE RESEARCH SUPPORT	\$	7,901,644	\$	7,901,644
 E. Goal: TOBACCO FUNDS				
E.1.1. Strategy: TOBACCO EARNINGS - UTEP Tobacco Earnings for The University of Texas at El Paso.	\$	1,492,500	\$	1,492,500
 Grand Total, THE UNIVERSITY OF TEXAS AT EL PASO	 \$	 <u>111,022,865</u>	 \$	 <u>111,367,207</u>
 Object-of-Expense Informational Listing:				
Salaries and Wages	\$	34,943,304	\$	34,935,450
Other Personnel Costs		4,195,176		4,195,176
Faculty Salaries (Higher Education Only)		47,692,034		47,798,465
Debt Service		7,294,750		7,293,650
Other Operating Expense		12,985,004		13,173,954
Grants		<u>3,912,597</u>		<u>3,970,512</u>
Total, Object-of-Expense Informational Listing	\$	<u>111,022,865</u>	\$	<u>111,367,207</u>
 Estimated Allocations for Employee Benefits and Debt Service Appropriations Made Elsewhere in this Act:				
<u>Employee Benefits</u>				
Retirement	\$	6,784,794	\$	6,954,414
Group Insurance		15,329,458		16,428,581
Social Security		<u>5,357,900</u>		<u>5,572,216</u>
Subtotal, Employee Benefits	\$	<u>27,472,152</u>	\$	<u>28,955,211</u>
Total, Estimated Allocations for Employee Benefits and Debt Service Appropriations Made Elsewhere in this Act	\$	<u>27,472,152</u>	\$	<u>28,955,211</u>

2. Performance Measure Targets. The following is a listing of the key performance target levels for The University of Texas at El Paso. It is the intent of the Legislature that appropriations made by this Act be utilized in the most efficient and effective manner possible to achieve the intended mission of The University of Texas at El Paso. In order to achieve the objectives and service standards established by this Act, The University of Texas at El Paso shall make every effort to attain the following designated key performance target levels associated with each item of appropriation.

	<u>2016</u>			<u>2017</u>
A. Goal: INSTRUCTION/OPERATIONS				
Outcome (Results/Impact):				
Percent of First-time, Full-time, Degree-seeking Freshmen Who Earn a Baccalaureate Degree within Six Academic Years	39%			39%
Percent of First-time, Full-time, Degree-seeking Freshmen Who Earn a Baccalaureate Degree within Four Academic Years	20%			20%

THE UNIVERSITY OF TEXAS AT EL PASO
(Continued)

Persistence Rate of First-time, Full-time, Degree-seeking Freshmen Students after One Academic Year	76.4%	76.4%
Certification Rate of Teacher Education Graduates	85%	85%
Percent of Baccalaureate Graduates Who Are First Generation College Graduates	61%	61%
Percent of Incoming Full-time Undergraduate Transfer Students Who Graduate within Four Years	61%	61%
Percent of Incoming Full-time Undergraduate Transfer Students Who Graduate within Two Years	28%	28%
Percent of Lower Division Semester Credit Hours Taught by Tenured or Tenure-Track Faculty	36%	36%
State Licensure Pass Rate of Engineering Graduates	72%	72%
State Licensure Pass Rate of Nursing Graduates	92%	92%
Dollar Value of External or Sponsored Research Funds (in Millions)	60.3	61.5
A.1.1. Strategy: OPERATIONS SUPPORT		
Efficiencies:		
Administrative Cost as a Percent of Total Expenditures	7.5%	7.5%

- 3. Transfer of Consortium Funds.** Funds identified for the Texas Centers for Border Economic and Enterprise Development are to be distributed among the member institutions of the consortium by transfers from appropriations to The University of Texas at El Paso to The University of Rio Grande Valley and Texas A&M International University. Such transfers are subject to the special and general provisions of this Act and are authorized as follows:

	<u>2016</u>	<u>2017</u>
Texas A&M International University:		
Institute for International Trade	\$ 137,887	\$137,887
The University of Texas Rio Grande Valley:		
Center for Entrepreneurship and Economic Development	\$ 228,713	\$228,713

4. Estimated Appropriation and Unexpended Balance.

- a. Included in the amounts appropriated above are estimated appropriations of amounts available for distribution or investment returns out of the Permanent Endowment Fund for The University of Texas at El Paso.
- b. Amounts available for distribution or investment returns in excess of the amounts estimated above are also appropriated to the institution. In the event that amounts available for distribution or investment returns are less than the amounts estimated above, this Act may not be construed as appropriating funds to makeup the difference.
- c. All balances of estimated appropriations from the Permanent Endowment Fund for The University of Texas at El Paso, except for any General Revenue, at the close of the fiscal year ending August 31, 2015, and the income to said fund during the fiscal years beginning September 1, 2015, are hereby appropriated. Any unexpended appropriations made above as of August 31, 2016, are hereby appropriated to the institution for the same purposes for fiscal year 2017.

- 5. Permanent Endowment Fund.** It is the intent of the legislature that any decrease in appropriations from the Permanent Endowment Fund Account No. 817 to The University of Texas at El Paso for the state fiscal biennium ending August 31, 2017, from the preceding state fiscal biennium not be replaced with an increase in General Revenue Appropriations.

- 6. Pharmacy Extension.** Out of funds appropriated to The University of Texas at El Paso in Strategy C.1.3, Pharmacy Extension, \$3,500,000 in General Revenue in fiscal year 2016 and \$3,500,000 in General Revenue in fiscal year 2017 will be used for Pharmacy Extension.

¹ Incorporates Article III, Special Provisions Relating Only to State Agencies of Higher Education, §60, relating to Texas Collegiate License Plate Scholarships, resulting in an increase of \$3,533 in FY 2016 and \$3,533 in FY 2017 out of the License Plate Trust Fund Account No. 802.

THE UNIVERSITY OF TEXAS RIO GRANDE VALLEY

	For the Years Ending	
	August 31, 2016	August 31, 2017
Method of Financing:		
General Revenue Fund	\$ 125,938,293	\$ 126,268,985
<u>General Revenue Fund - Dedicated</u>		
Estimated Board Authorized Tuition Increases Account No. 704	3,077,120	3,077,120
Estimated Other Educational and General Income Account No. 770	32,483,450	32,569,088
Subtotal, General Revenue Fund - Dedicated	<u>\$ 35,560,570</u>	<u>\$ 35,646,208</u>
<u>Other Funds</u>		
Interagency Contracts	228,713	228,713
Permanent Health Fund for Higher Education, estimated ¹	1,218,875	1,218,875
Subtotal, Other Funds	<u>\$ 1,447,588</u>	<u>\$ 1,447,588</u>
Total, Method of Financing	<u>\$ 162,946,451</u>	<u>\$ 163,362,781</u>
Items of Appropriation:		
1. Educational and General State Support	\$ 162,946,451	\$ 163,362,781
Grand Total, THE UNIVERSITY OF TEXAS RIO GRANDE VALLEY	<u>\$ 162,946,451</u>	<u>\$ 163,362,781</u>

This bill pattern represents an estimated 37.3% of this agency's estimated total available funds for the biennium.

Number of Full-Time-Equivalents (FTE)-Appropriated Funds	2,052.3	2,052.3
---	---------	---------

1. Informational Listing of Appropriated Funds. The appropriations made above for Educational and General State Support are subject to the special and general provisions of this Act and include the following amounts for the purposes indicated.

A. Goal: INSTRUCTION/OPERATIONS

Provide Instructional and Operations Support.

A.1.1. Strategy: OPERATIONS SUPPORT	\$ 74,566,693	\$ 74,566,693
A.1.2. Strategy: TEACHING EXPERIENCE SUPPLEMENT	\$ 3,063,329	\$ 3,063,329
A.1.3. Strategy: STAFF GROUP INSURANCE PREMIUMS	\$ 5,294,231	\$ 5,673,827
A.1.4. Strategy: WORKERS' COMPENSATION INSURANCE	\$ 125,231	\$ 125,231
A.1.5. Strategy: TEXAS PUBLIC EDUCATION GRANTS	\$ 5,334,416	\$ 5,372,700

Total, Goal A: INSTRUCTION/OPERATIONS	<u>\$ 88,383,900</u>	<u>\$ 88,801,780</u>
--	----------------------	----------------------

B. Goal: INFRASTRUCTURE SUPPORT

Provide Infrastructure Support.

B.1.1. Strategy: E&G SPACE SUPPORT Educational and General Space Support.	\$ 13,281,599	\$ 13,281,599
B.1.2. Strategy: TUITION REVENUE BOND RETIREMENT	\$ 12,837,563	\$ 12,836,013
B.1.3. Strategy: LEASE OF FACILITIES	<u>\$ 1,291,597</u>	<u>\$ 1,291,597</u>

Total, Goal B: INFRASTRUCTURE SUPPORT	<u>\$ 27,410,759</u>	<u>\$ 27,409,209</u>
--	----------------------	----------------------

C. Goal: SPECIAL ITEM SUPPORT

Provide Special Item Support.

C.1.1. Strategy: PROF DEVELOPMENT/DISTANCE LEARNING Professional Development/Distance Learning.	\$ 113,326	\$ 113,326
C.1.2. Strategy: COOPERATIVE PHARMACY DOCTORATE	\$ 135,991	\$ 135,991
C.1.3. Strategy: STARR COUNTY UPPER LEVEL CENTER	\$ 67,996	\$ 67,996
C.1.4. Strategy: MCALLEN TEACHING SITE	\$ 400,000	\$ 400,000
C.1.5. Strategy: ACADEMY OF MATHEMATICS AND SCIENCE	\$ 500,000	\$ 500,000
C.2.1. Strategy: ECONOMIC DEVELOPMENT	\$ 498,188	\$ 498,188
C.2.2. Strategy: CENTER FOR MANUFACTURING	\$ 228,846	\$ 228,846
C.2.3. Strategy: UT SYSTEM K-12 COLLABORATION UT System K-12 Collaboration Initiative.	\$ 79,663	\$ 79,663

THE UNIVERSITY OF TEXAS RIO GRANDE VALLEY
(Continued)

C.2.4. Strategy: K-16 COLLABORATION	\$ 155,859	\$ 155,859
C.2.5. Strategy: TRADE & TECHNOLOGY/TELECOMM Trade and Technology/Telecommunications.	\$ 59,748	\$ 59,748
C.2.6. Strategy: DIABETES REGISTRY	\$ 114,434	\$ 114,434
C.2.7. Strategy: TEXAS/MEXICO BORDER HEALTH	\$ 158,656	\$ 158,656
C.2.8. Strategy: REGIONAL ADVANCED TOOLING CENTER	\$ 500,000	\$ 500,000
C.2.9. Strategy: BORDER ECONOMIC DEVELOPMENT Texas Center for Border Economic Development.	\$ 275,000	\$ 275,000
C.3.1. Strategy: INSTITUTIONAL ENHANCEMENT	\$ 10,549,960	\$ 10,549,960
C.3.2. Strategy: TRANSITION TO COLLEGE Successful Transition to College Project.	\$ 226,652	\$ 226,652
C.4.1. Strategy: SCHOOL OF MEDICINE	<u>\$ 30,698,950</u>	<u>\$ 30,698,950</u>
Total, Goal C: SPECIAL ITEM SUPPORT	<u>\$ 44,763,269</u>	<u>\$ 44,763,269</u>

D. Goal: TOBACCO FUNDS		
D.1.1. Strategy: TOBACCO - PERMANENT HEALTH FUND Tobacco Earnings from the Permanent Health Fund for Higher Ed. No. 810.	\$ 1,218,875	\$ 1,218,875

E. Goal: RESEARCH FUNDS		
E.1.1. Strategy: COMPREHENSIVE RESEARCH FUND	\$ 1,169,648	\$ 1,169,648

Grand Total, THE UNIVERSITY OF TEXAS RIO GRANDE VALLEY	<u>\$ 162,946,451</u>	<u>\$ 163,362,781</u>
---	-----------------------	-----------------------

Object-of-Expense Informational Listing:

Salaries and Wages	\$ 34,796,459	\$ 36,593,413
Other Personnel Costs	5,521,294	5,526,128
Faculty Salaries (Higher Education Only)	62,571,658	62,184,783
Utilities	2,704,911	1,270,878
Travel	63,726	65,278
Rent - Building	1,291,597	1,291,597
Debt Service	12,837,563	12,836,013
Other Operating Expense	35,514,303	35,912,652
Client Services	2,297,975	2,296,790
Grants	5,334,416	5,372,700
Capital Expenditures	<u>12,549</u>	<u>12,549</u>

Total, Object-of-Expense Informational Listing	<u>\$ 162,946,451</u>	<u>\$ 163,362,781</u>
---	-----------------------	-----------------------

**Estimated Allocations for Employee Benefits and Debt
Service Appropriations Made Elsewhere in this Act:**

Employee Benefits

Retirement	\$ 6,359,411	\$ 6,359,411
Group Insurance	13,030,799	13,965,105
Social Security	<u>7,377,732</u>	<u>7,672,843</u>

Subtotal, Employee Benefits	<u>\$ 26,767,942</u>	<u>\$ 27,997,359</u>
-----------------------------	----------------------	----------------------

Total, Estimated Allocations for Employee Benefits and Debt Service Appropriations Made Elsewhere in this Act	<u>\$ 26,767,942</u>	<u>\$ 27,997,359</u>
--	----------------------	----------------------

2. Performance Measure Targets. The following is a listing of the key performance target levels for The University of Texas Rio Grande Valley. It is the intent of the Legislature that appropriations made by this Act be utilized in the most efficient and effective manner possible to achieve the intended mission of The University of Texas Rio Grande Valley. In order to achieve the objectives and service standards established by this Act, The University of Texas Rio Grande Valley shall make every effort to attain the following designated key performance target levels associated with each item of appropriation.

	<u>2016</u>	<u>2017</u>
A. Goal: INSTRUCTION/OPERATIONS		
Outcome (Results/Impact):		
Persistence Rate of First-time, Full-time, Degree-seeking Freshmen Students after One Academic Year RGV	73%	74%
Certification Rate of Teacher Education Graduates RGV	71%	71%

THE UNIVERSITY OF TEXAS RIO GRANDE VALLEY
(Continued)

Percent of Baccalaureate Graduates Who Are First Generation College Graduates RGV	72%	72%
Percent of Lower Division Semester Credit Hours Taught by Tenured or Tenure-Track Faculty RGV	55%	55%
State Licensure Pass Rate of Engineering Graduates RGV	70%	70%
State Licensure Pass Rate of Nursing Graduates RGV	90%	90%
Dollar Value of External or Sponsored Research Funds (in Millions) RGV	19.5	20.85
A.1.1. Strategy: OPERATIONS SUPPORT		
Efficiencies:		
Administrative Cost as a Percent of Total Expenditures RGV	8.1%	8.1%

3. **Center for Manufacturing.** Included in the appropriation above to The University of Texas Rio Grande Valley in Strategy C.2.2, Center for Manufacturing, is \$228,846 in each year of the biennium for the Center for Manufacturing contingent upon certification by the Comptroller of Public Accounts that increased activity by the center will generate at least \$457,692 for the biennium in additional revenue to the General Revenue Fund. If the amount that can be certified is less than the maximum amount appropriated, the amounts appropriated shall be reduced to be within the amounts certified.
4. **McAllen Advanced Manufacturing Research and Education Park.** Out of funds appropriated to The University of Texas Rio Grande Valley in Strategy C.2.8, Regional Advanced Tooling Center, \$500,000 in General Revenue in fiscal year 2016 and \$500,000 in General Revenue in fiscal year 2017 will be for the McAllen Advanced Manufacturing Research and Education Park.
5. **Texas Center for Border Economic Development.** Included in the appropriation above to The University of Texas Rio Grande Valley in Strategy C.2.9, Border Economic Development, is \$275,000 in each year of the biennium for the Texas Center for Border Economic Development contingent upon certification by the Comptroller of Public Accounts that increased activity by the center will generate at least \$550,000 for the biennium in additional revenue to the General Revenue Fund. If the amount that can be certified is less than the maximum amount appropriated, the amounts appropriated shall be reduced to be within the amounts certified.
6. **Appropriations in Support of the School of Medicine and the Regional Academic Health Center (RAHC).** Included in appropriations above to The University of Texas Rio Grande Valley in Strategy C.4.1, School of Medicine, is \$30,698,950 in fiscal year 2016 and \$30,698,950 in fiscal year 2017 to support the establishment, operation, or administration of a medical school and the Regional Academic Health Center. Notwithstanding Article III, Special Provisions Relating Only to State Agencies of Higher Education, Sec. 4 Transfer Provisions of this Act, The University of Texas Rio Grande Valley may transfer appropriations to The University of Texas Health Science Center at San Antonio from Strategy C.4.1, School of Medicine in an amount not to exceed \$15,698,950 in fiscal year 2016 and \$15,698,950 in fiscal year 2017, to be used for services related to the Regional Academic Health Center or the medical school.

For purposes of the requirements of Article IX, Sec. 6.08 Benefits Proportional by Fund of this Act, appropriations made to The University of Texas Rio Grande Valley and transferred to The University of Texas Health Science Center at San Antonio to be used for services related to the Regional Academic Health Center or the medical school shall be counted as if the transferred funds were directly appropriated to The University of Texas Health Science Center at San Antonio.

7. **Unexpended Balances Between Fiscal Years: School of Medicine.** Any unexpended balances as of August 31, 2016, from the appropriations identified in Strategy C.4.1, School of Medicine, are hereby appropriated to The University of Texas Rio Grande Valley for the same purpose for the fiscal year beginning September 1, 2016. Funds expended from appropriations identified in this strategy may be used to cover student travel expenses associated with rotations between the San Antonio, Harlingen and Edinburg campuses.
8. **Reporting Requirement on Research Expenditures.**
 - a. The University of Texas Rio Grande Valley, jointly with The University of Texas Rio Grande Valley School of Medicine, shall report, by December 1 of each year of the biennium, to the Legislative Budget Board, and the Governor, the amount of research expenditures at each of The University of Texas Rio Grande Valley School of Medicine and The University of Texas Rio Grande Valley.

THE UNIVERSITY OF TEXAS RIO GRANDE VALLEY
(Continued)

- b. A report submitted under Subsection (a) must:
 - (1) be in a form prescribed by the Legislative Budget Board;
 - (2) account for research expenditures for the School of Medicine separately from programs at The University of Texas Rio Grande Valley; and
 - (3) report both restricted research expenditures and total research expenditures.

9. Reporting of Benefit Expenditures.

- a. The University of Texas Rio Grande Valley, jointly with The University of Texas Rio Grande Valley School of Medicine, shall report, by December 1 of each year of the biennium, to the Legislative Budget Board, and the Governor, the amount of benefit expenditures at each of The University of Texas Rio Grande Valley School of Medicine and The University of Texas Rio Grande Valley.
- b. A report submitted under Subsection (a) must:
 - (1) be in a form prescribed by the Legislative Budget Board;
 - (2) account for benefit expenditures for the School of Medicine separately from programs at The University of Texas Rio Grande Valley; and
 - (3) report expenditures for the Teachers Retirement System, Optional Retirement Program, and social security.

10. Reporting Requirement on Expenditures. The University of Texas Rio Grande Valley shall report, by December 1 of each fiscal year, to the Legislative Budget Board, House Appropriations Committee, and Senate Finance Committee, information on the use of expenditures from appropriations provided in Strategy C.4.1, School of Medicine and Strategy D.1.1, Tobacco Earnings from the Permanent Health Fund for Higher Education.

11. Estimated Appropriation and Unexpended Balance. Included in the amounts appropriated above are estimated appropriations of the institution's estimated allocation of amounts available for distribution out of the Permanent Health Fund for Higher Education No. 810.

- a. Amounts available for distribution or investment returns in excess of the amounts estimated above are also appropriated to the institution. In the event that amounts available for distribution or investment returns are less than the amounts estimated above, this Act may not be construed as appropriating funds to make up the difference.
- b. All balances of estimated appropriations from the institution's allocation from the amounts available for distribution out of the Permanent Health Fund for Higher Education No. 810, except for any General Revenue, at the close of the fiscal year ending August 31, 2015, and the income to said fund during the fiscal years beginning September 1, 2015, are hereby appropriated. Any unexpended appropriations made above as of August 31, 2016, are hereby appropriated to the institution for the same purposes for fiscal year 2017.

¹ Modified to reflect technical correction to include "Estimated" in method of finance.

THE UNIVERSITY OF TEXAS OF THE PERMIAN BASIN

	For the Years Ending	
	August 31, 2016	August 31, 2017
Method of Financing:		
General Revenue Fund	\$ 30,034,131	\$ 30,035,102
<u>General Revenue Fund - Dedicated</u>		
Estimated Board Authorized Tuition Increases Account No. 704	252,300	252,300
Estimated Other Educational and General Income Account No. 770	6,018,638	6,072,270
Subtotal, General Revenue Fund - Dedicated	<u>\$ 6,270,938</u>	<u>\$ 6,324,570</u>
Total, Method of Financing	<u><u>\$ 36,305,069</u></u>	<u><u>\$ 36,359,672</u></u>

THE UNIVERSITY OF TEXAS OF THE PERMIAN BASIN
(Continued)

Items of Appropriation:

1. Educational and General State Support	\$ 36,305,069	\$ 36,359,672
Grand Total, THE UNIVERSITY OF TEXAS OF THE PERMIAN BASIN	<u>\$ 36,305,069</u>	<u>\$ 36,359,672</u>

This bill pattern represents an estimated 53.8% of this agency's estimated total available funds for the biennium.

Number of Full-Time-Equivalents (FTE)-Appropriated Funds

320.7 317.5

1. Informational Listing of Appropriated Funds. The appropriations made above for Educational and General State Support are subject to the special and general provisions of this Act and include the following amounts for the purposes indicated.

A. Goal: INSTRUCTION/OPERATIONS

Provide Instructional and Operations Support.

A.1.1. Strategy: OPERATIONS SUPPORT	\$ 12,097,226	\$ 12,097,226
A.1.2. Strategy: TEACHING EXPERIENCE SUPPLEMENT	\$ 492,349	\$ 492,349
A.1.3. Strategy: STAFF GROUP INSURANCE PREMIUMS	\$ 700,430	\$ 750,650
A.1.4. Strategy: WORKERS' COMPENSATION INSURANCE	\$ 20,896	\$ 20,896
A.1.5. Strategy: TEXAS PUBLIC EDUCATION GRANTS	<u>\$ 850,891</u>	<u>\$ 857,411</u>
Total, Goal A: INSTRUCTION/OPERATIONS	<u>\$ 14,161,792</u>	<u>\$ 14,218,532</u>

B. Goal: INFRASTRUCTURE SUPPORT

Provide Infrastructure Support.

B.1.1. Strategy: E&G SPACE SUPPORT	\$ 2,035,798	\$ 2,035,798
Educational and General Space Support.		
B.1.2. Strategy: TUITION REVENUE BOND RETIREMENT	\$ 8,475,900	\$ 8,473,763
B.1.3. Strategy: SMALL INSTITUTION SUPPLEMENT	<u>\$ 666,000</u>	<u>\$ 666,000</u>
Total, Goal B: INFRASTRUCTURE SUPPORT	<u>\$ 11,177,698</u>	<u>\$ 11,175,561</u>

C. Goal: SPECIAL ITEM SUPPORT

Provide Special Item Support.

C.1.1. Strategy: PERFORMING ARTS CENTER	\$ 178,125	\$ 178,125
C.1.2. Strategy: INSTRUCTION ENHANCEMENT	\$ 3,206,250	\$ 3,206,250
C.1.3. Strategy: COLLEGE OF ENGINEERING	\$ 850,000	\$ 850,000
C.1.4. Strategy: SCHOOL OF NURSING	\$ 1,200,000	\$ 1,200,000
C.1.5. Strategy: RURAL DIGITAL UNIVERSITY	\$ 1,500,000	\$ 1,500,000
C.2.1. Strategy: CENTER FOR ENERGY	\$ 186,747	\$ 186,747
C.3.1. Strategy: PUBLIC LEADERSHIP INSTITUTE	\$ 497,993	\$ 497,993
John Ben Shepperd Public Leadership Institute.		
C.3.2. Strategy: SMALL BUSINESS DEVELOPMENT CENTER	\$ 153,953	\$ 153,953
C.4.1. Strategy: INSTITUTIONAL ENHANCEMENT	<u>\$ 3,142,561</u>	<u>\$ 3,142,561</u>
Total, Goal C: SPECIAL ITEM SUPPORT	<u>\$ 10,915,629</u>	<u>\$ 10,915,629</u>

D. Goal: RESEARCH FUNDS

D.1.1. Strategy: COMPREHENSIVE RESEARCH FUND	\$ 49,950	\$ 49,950
---	-----------	-----------

Grand Total, THE UNIVERSITY OF TEXAS OF THE PERMIAN BASIN	<u>\$ 36,305,069</u>	<u>\$ 36,359,672</u>
--	----------------------	----------------------

Object-of-Expense Informational Listing:

Salaries and Wages	\$ 10,105,881	\$ 10,195,841
Faculty Salaries (Higher Education Only)	12,160,774	11,955,445
Utilities	107,537	113,512
Travel	30,000	30,000
Debt Service	8,475,900	8,473,763
Other Operating Expense	4,474,086	4,633,700
Grants	850,891	857,411
Capital Expenditures	<u>100,000</u>	<u>100,000</u>
Total, Object-of-Expense Informational Listing	<u>\$ 36,305,069</u>	<u>\$ 36,359,672</u>

THE UNIVERSITY OF TEXAS OF THE PERMIAN BASIN
(Continued)

Estimated Allocations for Employee Benefits and Debt Service Appropriations Made Elsewhere in this Act:

<u>Employee Benefits</u>		
Retirement	\$ 1,616,738	\$ 1,620,077
Group Insurance	2,040,699	2,187,019
Social Security	<u>1,484,647</u>	<u>1,544,033</u>
Subtotal, Employee Benefits	<u>\$ 5,142,084</u>	<u>\$ 5,351,129</u>
Total, Estimated Allocations for Employee Benefits and Debt Service Appropriations Made Elsewhere in this Act	<u>\$ 5,142,084</u>	<u>\$ 5,351,129</u>

- 2. Performance Measure Targets.** The following is a listing of the key performance target levels for The University of Texas of the Permian Basin. It is the intent of the Legislature that appropriations made by this Act be utilized in the most efficient and effective manner possible to achieve the intended mission of The University of Texas of the Permian Basin. In order to achieve the objectives and service standards established by this Act, The University of Texas of the Permian Basin shall make every effort to attain the following designated key performance target levels associated with each item of appropriation.

	<u>2016</u>	<u>2017</u>
A. Goal: INSTRUCTION/OPERATIONS		
Outcome (Results/Impact):		
Percent of First-time, Full-time, Degree-seeking Freshmen Who Earn a Baccalaureate Degree within Six Academic Years	36%	36%
Percent of First-time, Full-time, Degree-seeking Freshmen Who Earn a Baccalaureate Degree within Four Academic Years	23%	23%
Persistence Rate of First-time, Full-time, Degree-seeking Freshmen Students after One Academic Year	71%	71%
Certification Rate of Teacher Education Graduates	90%	90%
Percent of Baccalaureate Graduates Who Are First Generation College Graduates	65%	65%
Percent of Incoming Full-time Undergraduate Transfer Students Who Graduate within Four Years	60%	60%
Percent of Incoming Full-time Undergraduate Transfer Students Who Graduate within Two Years	37%	37%
Percent of Lower Division Semester Credit Hours Taught by Tenured or Tenure-Track Faculty	52%	52%
State Licensure Pass Rate of Engineering Graduates	67%	67%
State Licensure Pass Rate of Nursing Graduates	82%	82%
Dollar Value of External or Sponsored Research Funds (in Millions)	1.4	1.4
A.1.1. Strategy: OPERATIONS SUPPORT		
Efficiencies:		
Administrative Cost as a Percent of Total Expenditures	8%	8%

- 3. Definition of Allowable Expenses for Public Leadership Institute.** Appropriated funds for the John Ben Shepperd Public Leadership Institute may be used to pay for costs associated with the Institute's education programs for public secondary and university-level students. Allowable costs include, but are not limited to, registration fees, group or air transportation, lodging, meals, training costs, and related expenses.
- 4. School of Nursing.** Out of funds appropriated to The University of Texas of the Permian Basin in Strategy C.1.4, School of Nursing, \$1,200,000 in General Revenue in fiscal year 2016 and \$1,200,000 in General Revenue in fiscal year 2017 shall be used for the School of Nursing.
- 5. Rural Digital University.** Out of funds appropriated to The University of Texas of the Permian Basin in Strategy C.1.5, Rural Digital University, \$1,500,000 in General Revenue in fiscal year 2016 and \$1,500,000 in General Revenue in fiscal year 2017 will be used for the Rural Digital University.

THE UNIVERSITY OF TEXAS AT SAN ANTONIO

	For the Years Ending	
	August 31, 2016	August 31, 2017
Method of Financing:		
General Revenue Fund	\$ 94,416,333	\$ 94,507,580
<u>General Revenue Fund - Dedicated</u>		
Estimated Board Authorized Tuition Increases Account No. 704	4,426,800	4,426,800
Estimated Other Educational and General Income Account No. 770	43,061,083	43,493,883
Subtotal, General Revenue Fund - Dedicated	<u>\$ 47,487,883</u>	<u>\$ 47,920,683</u>
License Plate Trust Fund Account No. 0802 ¹	<u>44</u>	<u>44</u>
Total, Method of Financing	<u>\$ 141,904,260</u>	<u>\$ 142,428,307</u>
Items of Appropriation:		
1. Educational and General State Support	\$ 141,904,260	\$ 142,428,307
Grand Total, THE UNIVERSITY OF TEXAS AT SAN ANTONIO	<u>\$ 141,904,260</u>	<u>\$ 142,428,307</u>

This bill pattern represents an estimated 29.1% of this agency's estimated total available funds for the biennium.

Number of Full-Time-Equivalents (FTE)-Appropriated Funds	2,407.4	2,407.4
---	---------	---------

1. Informational Listing of Appropriated Funds. The appropriations made above for Educational and General State Support are subject to the special and general provisions of this Act and include the following amounts for the purposes indicated.

A. Goal: INSTRUCTION/OPERATIONS

Provide Instructional and Operations Support.

A.1.1. Strategy: OPERATIONS SUPPORT	\$ 83,834,096	\$ 83,834,096
A.1.2. Strategy: TEACHING EXPERIENCE SUPPLEMENT	\$ 1,896,604	\$ 1,896,604
A.1.3. Strategy: STAFF GROUP INSURANCE PREMIUMS	\$ 6,352,085	\$ 6,807,530
A.1.4. Strategy: WORKERS' COMPENSATION INSURANCE	\$ 132,225	\$ 132,225
A.1.5. Strategy: UNEMPLOYMENT COMPENSATION INSURANCE	\$ 242	\$ 242
A.1.6. Strategy: TEXAS PUBLIC EDUCATION GRANTS	<u>\$ 5,439,397</u>	<u>\$ 5,504,561</u>
Total, Goal A: INSTRUCTION/OPERATIONS	<u>\$ 97,654,649</u>	<u>\$ 98,175,258</u>

B. Goal: INFRASTRUCTURE SUPPORT

Provide Infrastructure Support.

B.1.1. Strategy: E&G SPACE SUPPORT Educational and General Space Support.	\$ 14,980,728	\$ 14,980,729
B.1.2. Strategy: TUITION REVENUE BOND RETIREMENT	<u>\$ 11,223,538</u>	<u>\$ 11,226,975</u>
Total, Goal B: INFRASTRUCTURE SUPPORT	<u>\$ 26,204,266</u>	<u>\$ 26,207,704</u>

C. Goal: SPECIAL ITEM SUPPORT

Provide Special Item Support.

C.1.1. Strategy: TEXAS PRE-ENGINEERING PROGRAM	\$ 417,892	\$ 417,892
C.2.1. Strategy: LIFE SCIENCE INSTITUTE	\$ 2,000,000	\$ 2,000,000
C.3.1. Strategy: SMALL BUSINESS DEVELOPMENT CENTER	\$ 4,170,252	\$ 4,170,252
C.3.2. Strategy: INSTITUTE OF TEXAN CULTURES	\$ 1,464,844	\$ 1,464,844
C.3.3. Strategy: SW TX BORDER SBDC South-West Texas Border Network SBDC.	\$ 1,334,486	\$ 1,334,486
C.4.1. Strategy: INSTITUTIONAL ENHANCEMENT ¹	\$ 2,485,430	\$ 2,485,430
C.4.2. Strategy: TEXAS STATE DATA CENTER	\$ 506,440	\$ 506,440
C.4.3. Strategy: RESEARCH HOLD HARMLESS	<u>\$ 355,000</u>	<u>\$ 355,000</u>
Total, Goal C: SPECIAL ITEM SUPPORT	<u>\$ 12,734,344</u>	<u>\$ 12,734,344</u>

THE UNIVERSITY OF TEXAS AT SAN ANTONIO
(Continued)

D. Goal: RESEARCH FUNDS		
D.1.1. Strategy: CORE RESEARCH SUPPORT	\$ 5,311,001	\$ 5,311,001
Grand Total, THE UNIVERSITY OF TEXAS AT SAN ANTONIO	<u>\$ 141,904,260</u>	<u>\$ 142,428,307</u>

Object-of-Expense Informational Listing:

Salaries and Wages	\$ 44,961,909	\$ 44,110,507
Other Personnel Costs	6,484,552	6,484,552
Faculty Salaries (Higher Education Only)	68,579,466	68,974,316
Utilities	170,503	106,856
Debt Service	11,223,538	11,226,975
Other Operating Expense	5,044,895	6,020,540
Grants	<u>5,439,397</u>	<u>5,504,561</u>

Total, Object-of-Expense Informational Listing	<u>\$ 141,904,260</u>	<u>\$ 142,428,307</u>
---	-----------------------	-----------------------

Estimated Allocations for Employee Benefits and Debt Service Appropriations Made Elsewhere in this Act:

Employee Benefits

Retirement	\$ 9,536,701	\$ 9,825,663
Group Insurance	14,217,996	15,237,428
Social Security	<u>8,918,222</u>	<u>9,274,951</u>

Subtotal, Employee Benefits	<u>\$ 32,672,919</u>	<u>\$ 34,338,042</u>
-----------------------------	----------------------	----------------------

Debt Service

Lease Payments	<u>\$ 1,766</u>	<u>\$ 1,651</u>
----------------	-----------------	-----------------

Total, Estimated Allocations for Employee Benefits and Debt Service Appropriations Made Elsewhere in this Act	<u>\$ 32,674,685</u>	<u>\$ 34,339,693</u>
--	----------------------	----------------------

2. **Performance Measure Targets.** The following is a listing of the key performance target levels for The University of Texas at San Antonio. It is the intent of the Legislature that appropriations made by this Act be utilized in the most efficient and effective manner possible to achieve the intended mission of The University of Texas at San Antonio. In order to achieve the objectives and service standards established by this Act, The University of Texas at San Antonio shall make every effort to attain the following designated key performance target levels associated with each item of appropriation.

	<u>2016</u>	<u>2017</u>
A. Goal: INSTRUCTION/OPERATIONS		
Outcome (Results/Impact):		
Percent of First-time, Full-time, Degree-seeking Freshmen Who Earn a Baccalaureate Degree within Six Academic Years	35%	35%
Percent of First-time, Full-time, Degree-seeking Freshmen Who Earn a Baccalaureate Degree within Four Academic Years	14.8%	14.8%
Persistence Rate of First-time, Full-time, Degree-seeking Freshmen Students after One Academic Year	71%	71%
Certification Rate of Teacher Education Graduates	85%	85%
Percent of Baccalaureate Graduates Who Are First Generation College Graduates	50%	50%
Percent of Incoming Full-time Undergraduate Transfer Students Who Graduate within Four Years	65%	65%
Percent of Incoming Full-time Undergraduate Transfer Students Who Graduate within Two Years	33%	33%
Percent of Lower Division Semester Credit Hours Taught by Tenured or Tenure-Track Faculty	30%	30%
State Licensure Pass Rate of Engineering Graduates	76%	76%
Dollar Value of External or Sponsored Research Funds (in Millions)	37	37
A.1.1. Strategy: OPERATIONS SUPPORT		
Efficiencies:		
Administrative Cost as a Percent of Total Expenditures	7.8%	7.7%

3. **Contingent Upon Certification: Texas State Data Center.** Out of funds appropriated above in Strategy C.4.2, Texas State Data Center, \$165,000 in fiscal year 2016 and \$165,000 in fiscal year 2017 are appropriated from the General Revenue Fund for the operation of the Texas State Data

THE UNIVERSITY OF TEXAS AT SAN ANTONIO
(Continued)

Center at The University of Texas at San Antonio, contingent upon certification by the Comptroller of Public Accounts that increased activity resulting from the work of the Texas State Data Center will generate at least \$330,000 for the biennium in additional revenue to the General Revenue Fund. If the amount that can be certified is less than the maximum amount appropriated, the amounts appropriated shall be reduced to be within the amounts certified.

4. **South-West Texas Border Network SBDC.** Out of the funds appropriated above in Strategy C.3.3, South-West Texas Border Network SBDC, \$1,334,486 in fiscal year 2016 and \$1,334,486 in fiscal year 2017 are appropriated from the General Revenue Fund for the operation of the South-West Texas Border Network SBDC Rural Development Initiative at The University of Texas at San Antonio, contingent upon certification by the Comptroller of Public Accounts that increased activities resulting from the South-West Texas Border Network SBDC will generate at least \$2,668,972 for the biennium in additional revenue to the General Revenue Fund. If the amount that can be certified is less than the maximum amount appropriated, the amounts appropriated shall be reduced to be within the amounts certified.
5. **Institute of Texan Cultures.** Out of the funds appropriated above, it is the intent of the Legislature that The University of Texas at San Antonio spend up to \$1,464,844 each year of the biennium for the Institute of Texan Cultures.
6. **Unexpended Balances Between Fiscal Years: San Antonio Life Sciences Institute.** Any unexpended balances as of August 31, 2016, from the appropriations identified in Strategy C.2.1, San Antonio Life Sciences Institute, are hereby appropriated to The University of Texas at San Antonio for the same purpose for the fiscal year beginning September 1, 2016.

¹ Incorporates Article III, Special Provisions Relating Only to State Agencies of Higher Education, §60, relating to Texas Collegiate License Plate Scholarships, resulting in an increase of \$44 in FY 2016 and \$44 in FY 2017 out of the License Plate Trust Fund Account No. 802.

THE UNIVERSITY OF TEXAS AT TYLER

	For the Years Ending	
	August 31, 2016	August 31, 2017
Method of Financing:		
General Revenue Fund	\$ 32,329,219	\$ 32,360,483
GR Dedicated - Estimated Other Educational and General Income Account No. 770	9,328,506	9,401,652
Total, Method of Financing	\$ 41,657,725	\$ 41,762,135
Items of Appropriation:		
1. Educational and General State Support	\$ 41,657,725	\$ 41,762,135
Grand Total, THE UNIVERSITY OF TEXAS AT TYLER	\$ 41,657,725	\$ 41,762,135

This bill pattern represents an estimated 23.2% of this agency's estimated total available funds for the biennium.

Number of Full-Time-Equivalents (FTE)- Appropriated Funds	489.1	489.1
--	-------	-------

1. **Informational Listing of Appropriated Funds.** The appropriations made above for Educational and General State Support are subject to the special and general provisions of this Act and include the following amounts for the purposes indicated.

A. Goal: INSTRUCTION/OPERATIONS

Provide Instructional and Operations Support.

A.1.1. Strategy: OPERATIONS SUPPORT	\$ 22,735,221	\$ 22,735,221
A.1.2. Strategy: TEACHING EXPERIENCE SUPPLEMENT	\$ 680,862	\$ 680,862

THE UNIVERSITY OF TEXAS AT TYLER

(Continued)

A.1.3. Strategy: STAFF GROUP INSURANCE PREMIUMS	\$ 1,256,703	\$ 1,346,811
A.1.4. Strategy: WORKERS' COMPENSATION INSURANCE	\$ 42,752	\$ 42,752
A.1.5. Strategy: TEXAS PUBLIC EDUCATION GRANTS	\$ 1,270,169	\$ 1,285,296
Total, Goal A: INSTRUCTION/OPERATIONS	\$ 25,985,707	\$ 26,090,942
B. Goal: INFRASTRUCTURE SUPPORT		
Provide Infrastructure Support.		
B.1.1. Strategy: E&G SPACE SUPPORT	\$ 3,404,155	\$ 3,404,155
Educational and General Space Support.		
B.1.2. Strategy: TUITION REVENUE BOND RETIREMENT	\$ 5,230,038	\$ 5,229,213
B.1.3. Strategy: SMALL INSTITUTION SUPPLEMENT	\$ 294,600	\$ 294,600
Total, Goal B: INFRASTRUCTURE SUPPORT	\$ 8,928,793	\$ 8,927,968
C. Goal: SPECIAL ITEM SUPPORT		
Provide Special Item Support.		
C.1.1. Strategy: PALESTINE CAMPUS	\$ 500,000	\$ 500,000
C.1.2. Strategy: LONGVIEW CAMPUS	\$ 1,346,363	\$ 1,346,363
C.2.1. Strategy: INSTITUTIONAL ENHANCEMENT	\$ 4,727,627	\$ 4,727,627
Total, Goal C: SPECIAL ITEM SUPPORT	\$ 6,573,990	\$ 6,573,990
D. Goal: RESEARCH FUNDS		
D.1.1. Strategy: COMPREHENSIVE RESEARCH FUND	\$ 169,235	\$ 169,235
Grand Total, THE UNIVERSITY OF TEXAS AT TYLER	\$ 41,657,725	\$ 41,762,135
Object-of-Expense Informational Listing:		
Salaries and Wages	\$ 11,948,420	\$ 11,945,888
Other Personnel Costs	1,925,600	1,952,165
Faculty Salaries (Higher Education Only)	20,911,335	20,897,968
Consumable Supplies	58,538	51,277
Debt Service	5,230,038	5,229,213
Other Operating Expense	313,625	400,328
Grants	1,270,169	1,285,296
Total, Object-of-Expense Informational Listing	\$ 41,657,725	\$ 41,762,135
Estimated Allocations for Employee Benefits and Debt Service Appropriations Made Elsewhere in this Act:		
<u>Employee Benefits</u>		
Retirement	\$ 2,076,495	\$ 2,138,790
Group Insurance	3,857,541	4,134,127
Social Security	2,351,425	2,445,482
Subtotal, Employee Benefits	\$ 8,285,461	\$ 8,718,399
Total, Estimated Allocations for Employee Benefits and Debt Service Appropriations Made Elsewhere in this Act	\$ 8,285,461	\$ 8,718,399

2. Performance Measure Targets. The following is a listing of the key performance target levels for The University of Texas at Tyler. It is the intent of the Legislature that appropriations made by this Act be utilized in the most efficient and effective manner possible to achieve the intended mission of The University of Texas at Tyler. In order to achieve the objectives and service standards established by this Act, The University of Texas at Tyler shall make every effort to attain the following designated key performance target levels associated with each item of appropriation.

	<u>2016</u>	<u>2017</u>
A. Goal: INSTRUCTION/OPERATIONS		
Outcome (Results/Impact):		
Percent of First-time, Full-time, Degree-seeking		
Freshmen Who Earn a Baccalaureate Degree within Six Academic Years	46%	46.5%
Percent of First-time, Full-time, Degree-seeking		
Freshmen Who Earn a Baccalaureate Degree within Four Academic Years	27%	27%

THE UNIVERSITY OF TEXAS AT TYLER
(Continued)

Persistence Rate of First-time, Full-time, Degree-seeking Freshmen Students after One Academic Year	72%	72%
Certification Rate of Teacher Education Graduates	96%	96%
Percent of Baccalaureate Graduates Who Are First Generation College Graduates	59%	59%
Percent of Incoming Full-time Undergraduate Transfer Students Who Graduate within Four Years	60%	60%
Percent of Incoming Full-time Undergraduate Transfer Students Who Graduate within Two Years	30%	30%
Percent of Lower Division Semester Credit Hours Taught by Tenured or Tenure-Track faculty	50%	50%
State Licensure Pass Rate of Engineering Graduates	77.6%	81.4%
State Licensure Pass Rate of Nursing Graduates	97%	97%
Dollar Value of External or Sponsored Research Funds (in Millions)	2.5	2.5
A.1.1. Strategy: OPERATIONS SUPPORT		
Efficiencies:		
Administrative Cost as a Percent of Total Expenditures	11%	11%

- 3. Palestine Campus.** Out of funds appropriated to The University of Texas at Tyler in Strategy C.1.1, Palestine Campus, \$500,000 in General Revenue in fiscal year 2016 and \$500,000 in General Revenue in fiscal year 2017 will be used for the Palestine Campus.

TEXAS A&M UNIVERSITY SYSTEM ADMINISTRATIVE AND GENERAL OFFICES

	For the Years Ending	
	August 31, 2016	August 31, 2017
	<u> </u>	<u> </u>
Method of Financing:		
General Revenue Fund	\$ 855,586	\$ 855,586
Total, Method of Financing	<u>\$ 855,586</u>	<u>\$ 855,586</u>
Items of Appropriation:		
1. Educational and General State Support	\$ 855,586	\$ 855,586
Grand Total, TEXAS A&M UNIVERSITY SYSTEM ADMINISTRATIVE AND GENERAL OFFICES	<u>\$ 855,586</u>	<u>\$ 855,586</u>

This bill pattern represents an estimated 7% of this agency's estimated total available funds for the biennium.

Number of Full-Time-Equivalents (FTE)- Appropriated Funds	114.0	114.0
--	-------	-------

- 1. Informational Listing of Appropriated Funds.** The appropriations made above for Educational and General State Support are subject to the special and general provisions of this Act and include the following amounts for the purposes indicated.

A. Goal: SPECIAL ITEM SUPPORT		
Provide Special Item Support.		
A.1.1. Strategy: SCHOLARSHIPS	\$ 763,711	\$ 763,711
A.2.1. Strategy: TASK FORCE	<u>\$ 91,875</u>	<u>\$ 91,875</u>
Total, Goal A: SPECIAL ITEM SUPPORT	<u>\$ 855,586</u>	<u>\$ 855,586</u>
Grand Total, TEXAS A&M UNIVERSITY SYSTEM ADMINISTRATIVE AND GENERAL OFFICES	<u>\$ 855,586</u>	<u>\$ 855,586</u>
Object-of-Expense Informational Listing:		
Other Operating Expense	\$ 91,875	\$ 91,875
Client Services	<u>763,711</u>	<u>763,711</u>
Total, Object-of-Expense Informational Listing	<u>\$ 855,586</u>	<u>\$ 855,586</u>

TEXAS A&M UNIVERSITY SYSTEM ADMINISTRATIVE AND GENERAL OFFICES
(Continued)

Estimated Allocations for Employee Benefits and Debt Service Appropriations Made Elsewhere in this Act:

<u>Employee Benefits</u>			
Retirement	\$	59,839	\$ 59,839
Group Insurance		57,795	61,939
Social Security		<u>66,731</u>	<u>69,401</u>
Subtotal, Employee Benefits	\$	<u>184,365</u>	\$ <u>191,179</u>
Total, Estimated Allocations for Employee Benefits and Debt Service Appropriations Made Elsewhere in this Act	\$	<u>184,365</u>	\$ <u>191,179</u>

2. **Governing Board.** Out of the funds appropriated above, an amount not to exceed \$325,000 in each year of the biennium shall be for all expenses associated with the governing board's duties including, but not limited to: travel, entertainment, lodging, and expenses of state employees who provide services for the governing board.

A separate record of the board's expenditures shall be kept and retained in the same manner as the fiscal records of the institution(s) the board governs. No funds may be used for the governing board's expenses except for the specific amounts designated above. Funds appropriated for the governing board's expenses may be used for any other purpose covered by this Act.

TEXAS A&M UNIVERSITY

	For the Years Ending	
	August 31, <u>2016</u>	August 31, <u>2017</u>
Method of Financing:		
General Revenue Fund ¹	\$ 283,577,112	\$ 283,610,307
<u>General Revenue Fund - Dedicated</u>		
Estimated Board Authorized Tuition Increases Account No. 704	9,261,331	9,261,331
Estimated Other Educational and General Income Account No. 770	105,456,408	106,568,125
Emerging Technology Account No. 5124 ²	4,305,980	0
Subtotal, General Revenue Fund - Dedicated	<u>\$ 119,023,719</u>	<u>\$ 115,829,456</u>
<u>Other Funds</u>		
License Plate Trust Fund Account No. 0802	165,000	165,000
Real Estate Fee Trust Account No. 969	5,097,038	5,064,322
Subtotal, Other Funds	<u>\$ 5,262,038</u>	<u>\$ 5,229,322</u>
Total, Method of Financing	<u>\$ 407,862,869</u>	<u>\$ 404,669,085</u>
Items of Appropriation:		
1. Educational and General State Support ^{1,2}	\$ 407,862,869	\$ 404,669,085
Grand Total, TEXAS A&M UNIVERSITY	<u>\$ 407,862,869</u>	<u>\$ 404,669,085</u>

This bill pattern represents an estimated 23.8% of this agency's estimated total available funds for the biennium.

Number of Full-Time-Equivalents (FTE)-Appropriated Funds	5,378.7	5,378.7
---	---------	---------

TEXAS A&M UNIVERSITY
(Continued)

1. Informational Listing of Appropriated Funds. The appropriations made above for Educational and General State Support are subject to the special and general provisions of this Act and include the following amounts for the purposes indicated.

A. Goal: INSTRUCTION/OPERATIONS

Provide Instructional and Operations Support.

A.1.1. Strategy: OPERATIONS SUPPORT	\$ 266,520,530	\$ 266,520,530
A.1.2. Strategy: TEACHING EXPERIENCE SUPPLEMENT	\$ 5,763,178	\$ 5,763,177
A.1.3. Strategy: STAFF GROUP INSURANCE PREMIUMS	\$ 13,567,417	\$ 14,540,203
A.1.4. Strategy: WORKERS' COMPENSATION INSURANCE	\$ 1,443,395	\$ 1,443,395
A.1.5. Strategy: TEXAS PUBLIC EDUCATION GRANTS	\$ 11,123,141	\$ 11,294,227
A.1.6. Strategy: ORGANIZED ACTIVITIES	<u>\$ 15,842,336</u>	<u>\$ 15,842,336</u>
Total, Goal A: INSTRUCTION/OPERATIONS	<u>\$ 314,259,997</u>	<u>\$ 315,403,868</u>

B. Goal: INFRASTRUCTURE SUPPORT

Provide Infrastructure Support.

B.1.1. Strategy: E&G SPACE SUPPORT Educational and General Space Support.	\$ 42,306,064	\$ 42,306,064
B.1.2. Strategy: TUITION REVENUE BOND RETIREMENT	<u>\$ 2,725,659</u>	<u>\$ 2,726,700</u>
Total, Goal B: INFRASTRUCTURE SUPPORT	<u>\$ 45,031,723</u>	<u>\$ 45,032,764</u>

C. Goal: SPECIAL ITEM SUPPORT

Provide Special Item Support.

C.1.1. Strategy: INTERNATIONAL LAW SUMMER COURSE ¹	\$ 0	\$ 0
C.2.1. Strategy: CYCLOTRON INSTITUTE	\$ 390,560	\$ 390,560
C.2.2. Strategy: SEA GRANT PROGRAM	\$ 256,270	\$ 256,270
C.2.3. Strategy: ENERGY RESOURCES PROGRAM	\$ 393,133	\$ 393,133
C.2.4. Strategy: REAL ESTATE RESEARCH CENTER	\$ 5,097,038	\$ 5,064,322
C.3.1. Strategy: SCHOOL OF ARCHITECTURE	\$ 534,570	\$ 534,570
C.4.1. Strategy: INSTITUTIONAL ENHANCEMENT	<u>\$ 165,000</u>	<u>\$ 165,000</u>
Total, Goal C: SPECIAL ITEM SUPPORT	<u>\$ 6,836,571</u>	<u>\$ 6,803,855</u>

D. Goal: RESEARCH FUNDS

D.1.1. Strategy: TEXAS RESEARCH UNIVERSITY FUND ²	\$ 41,734,578	\$ 37,428,598
---	---------------	---------------

Grand Total, TEXAS A&M UNIVERSITY	<u>\$ 407,862,869</u>	<u>\$ 404,669,085</u>
--	-----------------------	-----------------------

Object-of-Expense Informational Listing:

Salaries and Wages	\$ 133,926,978	\$ 141,416,173
Other Personnel Costs	6,247,021	6,538,979
Faculty Salaries (Higher Education Only)	205,723,169	204,196,087
Professional Salaries - Faculty Equivalent (Higher Education Only)	202,060	238,759
Professional Fees and Services	342,062	343,084
Fuels and Lubricants	85,170	92,541
Consumable Supplies	23,736	17,279
Utilities	403,158	419,233
Travel	79,808	101,149
Rent - Building	462,036	609,458
Rent - Machine and Other	438,657	415,244
Debt Service	2,725,659	2,726,700
Other Operating Expense	45,995,773	36,229,274
Client Services	83,232	30,898
Grants	11,123,141	11,294,227
Capital Expenditures	<u>1,209</u>	<u>0</u>
Total, Object-of-Expense Informational Listing	<u>\$ 407,862,869</u>	<u>\$ 404,669,085</u>

Estimated Allocations for Employee Benefits and Debt Service Appropriations Made Elsewhere in this Act:

<u>Employee Benefits</u>		
Retirement	\$ 19,968,651	\$ 20,567,713
Group Insurance	35,042,109	37,554,630

TEXAS A&M UNIVERSITY
(Continued)

Social Security	20,967,127	21,805,812
Subtotal, Employee Benefits	\$ 75,977,887	\$ 79,928,155
Total, Estimated Allocations for Employee Benefits and Debt Service Appropriations Made Elsewhere in this Act	\$ 75,977,887	\$ 79,928,155

2. Performance Measure Targets. The following is a listing of the key performance target levels for the Texas A&M University. It is the intent of the Legislature that appropriations made by this Act be utilized in the most efficient and effective manner possible to achieve the intended mission of the Texas A&M University. In order to achieve the objectives and service standards established by this Act, the Texas A&M University shall make every effort to attain the following designated key performance target levels associated with each item of appropriation.

	2016	2017
A. Goal: INSTRUCTION/OPERATIONS		
Outcome (Results/Impact):		
Percent of First-time, Full-time, Degree-seeking Freshmen Who Earn a Baccalaureate Degree within Six Academic Years	83%	83%
Percent of First-time, Full-time, Degree-seeking Freshmen Who Earn a Baccalaureate Degree within Four Academic Years	55%	55%
Persistence Rate of First-time, Full-time, Degree-seeking Freshmen Students after One Academic Year	94%	94%
Certification Rate of Teacher Education Graduates	97.5%	97.5%
Percent of Baccalaureate Graduates Who Are First Generation College Graduates	29%	29%
Percent of Incoming Full-time Undergraduate Transfer Students Who Graduate within Four Years	83%	83%
Percent of Incoming Full-time Undergraduate Transfer Students Who Graduate within Two Years	23%	23%
Percent of Lower Division Semester Credit Hours Taught by Tenured or Tenure-Track Faculty	40%	40%
State Licensure Pass Rate Law Graduates	89%	89%
State Licensure Pass Rate of Engineering Graduates	92%	92%
State Licensure Examination Pass Rate of Veterinary Medicine Graduates	99.5%	99.5%
Dollar Value of External or Sponsored Research Funds (in Millions)	182	182
A.1.1. Strategy: OPERATIONS SUPPORT		
Efficiencies:		
Administrative Cost as a Percent of Total Expenditures	3.5%	3.5%

3. Real Estate Research Center. Funds derived from the provisions of Education Code §86.51, Subchapter C in support of the Real Estate Research Center at Texas A&M University, are appropriated above to said Center for the purposes stipulated therein. No employee paid from funds appropriated by this Act shall be paid both a salary and compensatory per diem for concurrent service as a state employee and as a board or commission member.

4. International Law Summer Course.¹ ~~Out of funds appropriated to Texas A&M University in Strategy C.1.1, International Law Summer Course, \$137,577 in General Revenue in fiscal year 2016 and \$137,577 in General Revenue in fiscal year 2017 will be used for the International Summer Course.~~

¹ Appropriations referenced in Strategy C.1.1., International Law Summer Course, were vetoed, resulting in decreases of \$137,577 in FY 2016 and \$137,577 in FY 2017 out of General Revenue funds. See the Governor's Veto Proclamation.

² Incorporates Article IX, §18.70 of this Act, due to enactment of HB 26, 84th Legislature, Regular Session, relating to the disposition of the Emerging Technology Fund, resulting in an increase of \$4,305,980 in FY 2016 out of General Revenue-Dedicated funds.

TEXAS A&M UNIVERSITY AT GALVESTON

	For the Years Ending	
	August 31, 2016	August 31, 2017
Method of Financing:		
General Revenue Fund	\$ 18,226,547	\$ 18,232,517
<u>General Revenue Fund - Dedicated</u>		
Estimated Board Authorized Tuition Increases Account No. 704	123,739	123,739
Estimated Other Educational and General Income Account No. 770	4,054,871	4,088,073
Oyster Sales Account No. 5022	100,000	100,000
Subtotal, General Revenue Fund - Dedicated	\$ 4,278,610	\$ 4,311,812
Total, Method of Financing	\$ 22,505,157	\$ 22,544,329
Items of Appropriation:		
1. Educational and General State Support	\$ 22,505,157	\$ 22,544,329
Grand Total, TEXAS A&M UNIVERSITY AT GALVESTON	\$ 22,505,157	\$ 22,544,329
 This bill pattern represents an estimated 33.4% of this agency's estimated total available funds for the biennium.		
Number of Full-Time-Equivalents (FTE)-Appropriated Funds	227.6	227.6
 1. Informational Listing of Appropriated Funds. The appropriations made above for Educational and General State Support are subject to the special and general provisions of this Act and include the following amounts for the purposes indicated.		
A. Goal: INSTRUCTION/OPERATIONS		
Provide Instructional and Operations Support.		
A.1.1. Strategy: OPERATIONS SUPPORT	\$ 11,139,896	\$ 11,139,898
A.1.2. Strategy: TEACHING EXPERIENCE SUPPLEMENT	\$ 305,177	\$ 305,177
A.1.3. Strategy: STAFF GROUP INSURANCE PREMIUMS	\$ 461,361	\$ 494,440
A.1.4. Strategy: WORKERS' COMPENSATION INSURANCE	\$ 62,642	\$ 62,642
A.1.5. Strategy: UNEMPLOYMENT COMPENSATION INSURANCE	\$ 675	\$ 675
A.1.6. Strategy: TEXAS PUBLIC EDUCATION GRANTS	\$ 451,590	\$ 455,081
Total, Goal A: INSTRUCTION/OPERATIONS	\$ 12,421,341	\$ 12,457,913
 B. Goal: INFRASTRUCTURE SUPPORT		
Provide Infrastructure Support.		
B.1.1. Strategy: E&G SPACE SUPPORT Educational and General Space Support.	\$ 2,557,920	\$ 2,557,920
B.1.2. Strategy: TUITION REVENUE BOND RETIREMENT	\$ 3,765,541	\$ 3,768,141
B.1.3. Strategy: SMALL INSTITUTION SUPPLEMENT	\$ 750,000	\$ 750,000
Total, Goal B: INFRASTRUCTURE SUPPORT	\$ 7,073,461	\$ 7,076,061
 C. Goal: SPECIAL ITEM SUPPORT		
Provide Special Item Support.		
C.1.1. Strategy: COASTAL ZONE LABORATORY	\$ 17,161	\$ 17,161
C.1.2. Strategy: TEXAS INSTITUTE OF OCEANOGRAPHY	\$ 451,994	\$ 451,994
C.2.1. Strategy: INSTITUTIONAL ENHANCEMENT	\$ 2,243,853	\$ 2,243,853
Total, Goal C: SPECIAL ITEM SUPPORT	\$ 2,713,008	\$ 2,713,008
 D. Goal: RESEARCH FUNDS		
D.1.1. Strategy: COMPREHENSIVE RESEARCH FUND	\$ 297,347	\$ 297,347
Grand Total, TEXAS A&M UNIVERSITY AT GALVESTON	\$ 22,505,157	\$ 22,544,329
 Object-of-Expense Informational Listing:		
Salaries and Wages	\$ 5,935,346	\$ 5,764,988
Other Personnel Costs	186,115	263,068

TEXAS A&M UNIVERSITY AT GALVESTON
(Continued)

Faculty Salaries (Higher Education Only)	8,127,616	8,067,929
Professional Fees and Services	3,172	3,105
Fuels and Lubricants	172	169
Consumable Supplies	84,657	167,493
Utilities	2,543	2,543
Travel	20,023	19,881
Rent - Building	3,079	3,079
Rent - Machine and Other	406	406
Debt Service	3,765,541	3,768,141
Other Operating Expense	3,824,886	3,928,435
Grants	<u>551,601</u>	<u>555,092</u>

Total, Object-of-Expense Informational Listing \$ 22,505,157 \$ 22,544,329

Estimated Allocations for Employee Benefits and Debt Service Appropriations Made Elsewhere in this Act:

Employee Benefits

Retirement	\$ 919,064	\$ 946,637
Group Insurance	1,704,497	1,826,709
Social Security	<u>1,011,807</u>	<u>1,052,279</u>

Subtotal, Employee Benefits \$ 3,635,368 \$ 3,825,625

Total, Estimated Allocations for Employee Benefits and Debt Service Appropriations Made Elsewhere in this Act \$ 3,635,368 \$ 3,825,625

2. **Performance Measure Targets.** The following is a listing of the key performance target levels for the Texas A&M University at Galveston. It is the intent of the Legislature that appropriations made by this Act be utilized in the most efficient and effective manner possible to achieve the intended mission of the Texas A&M University at Galveston. In order to achieve the objectives and service standards established by this Act, the Texas A&M University at Galveston shall make every effort to attain the following designated key performance target levels associated with each item of appropriation.

	<u>2016</u>	<u>2017</u>
A. Goal: INSTRUCTION/OPERATIONS		
Outcome (Results/Impact):		
Percent of First-time, Full-time, Degree-seeking Freshmen Who Earn a Baccalaureate Degree within Six Academic Years	40%	40%
Percent of First-time, Full-time, Degree-seeking Freshmen Who Earn a Baccalaureate Degree within Four Academic Years	24%	24%
Persistence Rate of First-time, Full-time, Degree-seeking Freshmen Students after One Academic Year	62%	62%
Percent of Baccalaureate Graduates Who Are First Generation College Graduates	30%	30%
Percent of Incoming Full-time Undergraduate Transfer Students Who Graduate within Four Years	68%	68%
Percent of Incoming Full-time Undergraduate Transfer Students Who Graduate within Two Years	16%	18%
Percent of Lower Division Semester Credit Hours Taught by Tenured or Tenure-Track Faculty	37%	37%
Dollar Value of External or Sponsored Research Funds (in Millions)	3.8	3.8
A.1.1. Strategy: OPERATIONS SUPPORT		
Efficiencies:		
Administrative Cost as a Percent of Total Expenditures	10.3%	10.3%

3. **Training Vessel.** No funds appropriated to Texas A&M University at Galveston may be expended for purchase of a training vessel.

PRAIRIE VIEW A&M UNIVERSITY

	For the Years Ending	
	August 31, 2016	August 31, 2017
Method of Financing:		
General Revenue Fund	\$ 47,199,035	\$ 47,212,929
<u>General Revenue Fund - Dedicated</u>		
Estimated Board Authorized Tuition Increases Account No. 704	1,047,802	1,047,802
Estimated Other Educational and General Income Account No. 770	13,692,334	13,831,239
Center for Study and Prevention of Juvenile Crime and Delinquency Account No. 5029, estimated	2,200,000	2,200,000
Subtotal, General Revenue Fund - Dedicated	<u>\$ 16,940,136</u>	<u>\$ 17,079,041</u>
License Plate Trust Fund Account No. 0802 ¹	<u>10,110</u>	<u>10,110</u>
Total, Method of Financing	<u>\$ 64,149,281</u>	<u>\$ 64,302,080</u>
Items of Appropriation:		
1. Educational and General State Support	\$ 64,149,281	\$ 64,302,080
Grand Total, PRAIRIE VIEW A&M UNIVERSITY	<u>\$ 64,149,281</u>	<u>\$ 64,302,080</u>

This bill pattern represents an estimated 35.7% of this agency's estimated total available funds for the biennium.

Number of Full-Time-Equivalents (FTE)-Appropriated Funds	847.2	847.2
---	-------	-------

1. Informational Listing of Appropriated Funds. The appropriations made above for Educational and General State Support are subject to the special and general provisions of this Act and include the following amounts for the purposes indicated.

A. Goal: INSTRUCTION/OPERATIONS		
Provide Instructional and Operations Support.		
A.1.1. Strategy: OPERATIONS SUPPORT	\$ 24,780,432	\$ 24,780,432
A.1.2. Strategy: TEACHING EXPERIENCE SUPPLEMENT	\$ 802,645	\$ 802,645
A.1.3. Strategy: STAFF GROUP INSURANCE PREMIUMS	\$ 1,874,765	\$ 2,009,185
A.1.4. Strategy: WORKERS' COMPENSATION INSURANCE	\$ 148,834	\$ 148,834
A.1.5. Strategy: UNEMPLOYMENT COMPENSATION INSURANCE	\$ 4,654	\$ 4,654
A.1.6. Strategy: TEXAS PUBLIC EDUCATION GRANTS	<u>\$ 1,797,624</u>	<u>\$ 1,820,996</u>
Total, Goal A: INSTRUCTION/OPERATIONS	<u>\$ 29,408,954</u>	<u>\$ 29,566,746</u>
B. Goal: INFRASTRUCTURE SUPPORT		
Provide Infrastructure Support.		
B.1.1. Strategy: E&G SPACE SUPPORT Educational and General Space Support.	\$ 5,212,813	\$ 5,212,813
B.1.2. Strategy: TUITION REVENUE BOND RETIREMENT	\$ 6,166,237	\$ 6,161,244
B.1.3. Strategy: SMALL INSTITUTION SUPPLEMENT	<u>\$ 248,550</u>	<u>\$ 248,550</u>
Total, Goal B: INFRASTRUCTURE SUPPORT	<u>\$ 11,627,600</u>	<u>\$ 11,622,607</u>
C. Goal: SPECIAL ITEM SUPPORT		
Provide Special Item Support.		
C.1.1. Strategy: STUDENT NURSE STIPENDS	\$ 113,978	\$ 113,978
C.1.2. Strategy: HONORS PROGRAM	\$ 59,227	\$ 59,227
C.2.1. Strategy: AGRICULTURE MATCH	\$ 3,207,051	\$ 3,207,051
C.3.1. Strategy: JUVENILE CRIME PREVENTION CENTER	\$ 2,200,000	\$ 2,200,000
C.3.2. Strategy: COMMUNITY DEVELOPMENT	\$ 199,465	\$ 199,465
C.4.1. Strategy: INSTITUTIONAL ENHANCEMENT ¹	\$ 3,958,314	\$ 3,958,314
C.4.2. Strategy: UNIVERSITY REALIGNMENT	<u>\$ 50,000</u>	<u>\$ 50,000</u>
Total, Goal C: SPECIAL ITEM SUPPORT	<u>\$ 9,788,035</u>	<u>\$ 9,788,035</u>

PRAIRIE VIEW A&M UNIVERSITY
(Continued)

D. Goal: ACADEMIC DEVELOPMENT INITIATIVE
D.1.1. Strategy: ACADEMIC DEVELOPMENT INITIATIVE \$ 12,500,000 \$ 12,500,000

E. Goal: RESEARCH FUNDS
E.1.1. Strategy: COMPREHENSIVE RESEARCH FUND \$ 824,692 \$ 824,692

Grand Total, PRAIRIE VIEW A&M UNIVERSITY \$ 64,149,281 \$ 64,302,080

Object-of-Expense Informational Listing:

Salaries and Wages	\$ 17,440,567	\$ 16,458,176
Other Personnel Costs	1,051,769	1,788,216
Faculty Salaries (Higher Education Only)	23,220,175	22,977,359
Professional Fees and Services	346,886	237,027
Fuels and Lubricants	6,579	30,852
Consumable Supplies	168,408	42,199
Utilities	4,075,652	93,011
Travel	76,859	188,285
Rent - Building	3,575	147
Rent - Machine and Other	48,224	57,713
Debt Service	6,166,237	6,161,244
Other Operating Expense	8,344,596	12,337,161
Client Services	1,395,385	2,109,694
Grants	1,797,624	1,820,996
Capital Expenditures	<u>6,745</u>	<u>0</u>

Total, Object-of-Expense Informational Listing \$ 64,149,281 \$ 64,302,080

Estimated Allocations for Employee Benefits and Debt Service Appropriations Made Elsewhere in this Act:

Employee Benefits

Retirement	\$ 2,793,141	\$ 2,815,799
Group Insurance	5,440,564	5,830,654
Social Security	<u>2,593,919</u>	<u>2,697,676</u>

Subtotal, Employee Benefits \$ 10,827,624 \$ 11,344,129

Total, Estimated Allocations for Employee Benefits and Debt Service Appropriations Made Elsewhere in this Act \$ 10,827,624 \$ 11,344,129

2. Performance Measure Targets. The following is a listing of the key performance target levels for the Prairie View A&M University. It is the intent of the Legislature that appropriations made by this Act be utilized in the most efficient and effective manner possible to achieve the intended mission of the Prairie View A&M University. In order to achieve the objectives and service standards established by this Act, the Prairie View A&M University shall make every effort to attain the following designated key performance target levels associated with each item of appropriation.

	2016	2017
A. Goal: INSTRUCTION/OPERATIONS		
Outcome (Results/Impact):		
Percent of First-time, Full-time, Degree-seeking Freshmen Who Earn a Baccalaureate Degree within Six Academic Years	38%	38%
Percent of First-time, Full-time, Degree-seeking Freshmen Who Earn a Baccalaureate Degree within Four Academic Years	27.2%	27.2%
Persistence Rate of First-time, Full-time, Degree-seeking Freshmen Students after One Academic Year	70%	70%
Certification Rate of Teacher Education Graduates	64%	64%
Percent of Baccalaureate Graduates Who Are First Generation College Graduates	56.1%	56.1%
Percent of Incoming Full-time Undergraduate Transfer Students Who Graduate within Four Years	54%	54%
Percent of Incoming Full-time Undergraduate Transfer Students Who Graduate within Two Years	42%	42%
Percent of Lower Division Semester Credit Hours Taught by Tenured or Tenure-Track Faculty	68%	68%

PRAIRIE VIEW A&M UNIVERSITY
(Continued)

State Licensure Pass Rate of Engineering Graduates	55%	55%
State Licensure Pass Rate of Nursing Graduates	95%	95%
Dollar Value of External or Sponsored Research Funds (in Millions)	9.5	9.5

A.1.1. Strategy: OPERATIONS SUPPORT

Efficiencies:

Administrative Cost as a Percent of Total Expenditures	10.7%	10.7%
--	-------	-------

3. **Establishment of America's Promise School.** Out of the funds appropriated above, Prairie View A&M University will jointly operate an America's Promise School with Waller Independent School District. The school will be a full service pre-kindergarten through fourth grade community-centered elementary school based around the America's Promise concept, which includes the following five promises: (1) an ongoing relationship with a caring adult/mentor; (2) safe places and structured activities before and after school; (3) a healthy start, including nutritional and health-related services; (4) students developing marketable skills through effective education; and (5) opportunities for the students to serve and give back to the community.

4. **Academic Development Initiative.** Funds appropriated above in Strategy D.1.1, Academic Development Initiative, in the amount of \$12,500,000 in fiscal year 2016 and \$12,500,000 in fiscal year 2017, are to be used for: (1) proven academic success programs such as Access, the University College, and the Undergraduate Medical Academy, (2) proven graduate programs, (3) undergraduate education, and (4) initiatives to target enrollment growth. Prairie View A&M University and Texas A&M University System shall jointly create and submit an accountability report outlining use of these funds by November 1 of each fiscal year to the Texas A&M University System Board of Regents, the Texas Higher Education Coordinating Board, the Legislative Budget Board, and the Governor. This accountability report shall set forth goals to be achieved with the Academic Development Initiative funding, establish milestones and timelines showing progress toward meeting the goals. For milestones that are not met, the report will include recommended actions to achieve the milestones or recommended changes to more efficiently meet the goals of the Academic Development Initiative. Any unexpended balances as of August 31, 2016, (estimated to be \$0) appropriated by the Legislature for the Academic Development Initiative, are hereby appropriated to Prairie View A&M University for the fiscal year beginning September 1, 2016.

5. **Office of International Affairs.** Out of funds appropriated above to Prairie View A&M University in Strategy C.4.1, Institutional Enhancement, \$175,000 in General Revenue in fiscal year 2016 and \$175,000 in General Revenue in fiscal year 2017 will be used for the Office of International Affairs at Prairie View A&M University.

¹ Incorporates Article III, Special Provisions Relating Only to State Agencies of Higher Education, §60, relating to Texas Collegiate License Plate Scholarships, resulting in an increase of \$10,110 in FY 2016 and \$10,110 in FY 2017 out of the License Plate Trust Fund Account No. 802.

TARLETON STATE UNIVERSITY

	For the Years Ending August 31, 2016	August 31, 2017
Method of Financing:		
General Revenue Fund ¹	\$ 38,059,655	\$ 38,150,293
<u>General Revenue Fund - Dedicated</u>		
Estimated Board Authorized Tuition Increases Account No. 704	1,106,200	1,106,200
Estimated Other Educational and General Income Account No. 770	14,213,543	14,260,821
Subtotal, General Revenue Fund - Dedicated	<u>\$ 15,319,743</u>	<u>\$ 15,367,021</u>
License Plate Trust Fund Account No. 0802 ²	<u>55</u>	<u>55</u>
Total, Method of Financing	<u>\$ 53,379,453</u>	<u>\$ 53,517,369</u>

TARLETON STATE UNIVERSITY
(Continued)

Items of Appropriation:

1. Educational and General State Support ^{1,2}	\$ 53,379,453	\$ 53,517,369
Grand Total, TARLETON STATE UNIVERSITY	<u>\$ 53,379,453</u>	<u>\$ 53,517,369</u>

This bill pattern represents an estimated 30.9% of this agency's estimated total available funds for the biennium.

Number of Full-Time-Equivalents (FTE)- Appropriated Funds	565.0	565.0
--	-------	-------

1. Informational Listing of Appropriated Funds. The appropriations made above for Educational and General State Support are subject to the special and general provisions of this Act and include the following amounts for the purposes indicated.

A. Goal: INSTRUCTION/OPERATIONS

Provide Instructional and Operations Support.

A.1.1. Strategy: OPERATIONS SUPPORT	\$ 31,615,352	\$ 31,615,352
A.1.2. Strategy: TEACHING EXPERIENCE SUPPLEMENT	\$ 1,167,565	\$ 1,167,566
A.1.3. Strategy: STAFF GROUP INSURANCE PREMIUMS	\$ 1,892,520	\$ 2,028,214
A.1.4. Strategy: WORKERS' COMPENSATION INSURANCE	\$ 75,782	\$ 75,782
A.1.5. Strategy: UNEMPLOYMENT COMPENSATION INSURANCE	\$ 14,027	\$ 14,027
A.1.6. Strategy: TEXAS PUBLIC EDUCATION GRANTS	\$ 2,210,232	\$ 2,222,444
A.1.7. Strategy: ORGANIZED ACTIVITIES	<u>\$ 300,000</u>	<u>\$ 300,000</u>

Total, Goal A: INSTRUCTION/OPERATIONS	<u>\$ 37,275,478</u>	<u>\$ 37,423,385</u>
--	----------------------	----------------------

B. Goal: INFRASTRUCTURE SUPPORT

Provide Infrastructure Support.

B.1.1. Strategy: E&G SPACE SUPPORT Educational and General Space Support.	\$ 5,321,583	\$ 5,321,583
B.1.2. Strategy: TUITION REVENUE BOND RETIREMENT	<u>\$ 4,926,012</u>	<u>\$ 4,916,021</u>

Total, Goal B: INFRASTRUCTURE SUPPORT	<u>\$ 10,247,595</u>	<u>\$ 10,237,604</u>
--	----------------------	----------------------

C. Goal: SPECIAL ITEM SUPPORT

Provide Special Item Support.

C.1.1. Strategy: TARLETON OUTREACH	\$ 35,625	\$ 35,625
C.1.2. Strategy: MULTI-INSTITUTION TEACHING CENTER	\$ 1,500,000	\$ 1,500,000
C.2.1. Strategy: ENVIRONMENTAL RESEARCH Institute for Applied Environmental Research.	\$ 748,094	\$ 748,094
C.2.2. Strategy: AG & ENVIRONMENTAL SCIENCES CENTER Tarleton Agricultural and Environmental Sciences Research Center.	\$ 175,335	\$ 175,335
C.3.1. Strategy: SMALL BUSINESS DEVELOPMENT Small Business Development Center.	\$ 121,000	\$ 121,000
C.3.2. Strategy: CENTER FOR ANTI-FRAUD ¹	\$ 0	\$ 0
C.4.1. Strategy: INSTITUTIONAL ENHANCEMENT ²	<u>\$ 2,742,222</u>	<u>\$ 2,742,222</u>

Total, Goal C: SPECIAL ITEM SUPPORT	<u>\$ 5,322,276</u>	<u>\$ 5,322,276</u>
--	---------------------	---------------------

D. Goal: RESEARCH FUNDS

D.1.1. Strategy: COMPREHENSIVE RESEARCH FUND	\$ 534,104	\$ 534,104
---	------------	------------

Grand Total, TARLETON STATE UNIVERSITY	<u>\$ 53,379,453</u>	<u>\$ 53,517,369</u>
---	----------------------	----------------------

Object-of-Expense Informational Listing:

Salaries and Wages	\$ 10,123,996	\$ 10,587,737
Other Personnel Costs	514,413	514,735
Faculty Salaries (Higher Education Only)	25,163,618	25,150,998
Professional Salaries - Faculty Equivalent (Higher Education Only)	40,611	40,611
Professional Fees and Services	7,870	8,390
Fuels and Lubricants	47,257	43,049
Consumable Supplies	31,185	30,236
Utilities	34,015	33,556
Travel	55,822	55,821

TARLETON STATE UNIVERSITY
(Continued)

Rent - Building	22,582	22,582
Rent - Machine and Other	79,755	76,379
Debt Service	4,926,012	4,916,021
Other Operating Expense	10,104,538	9,779,892
Grants	2,210,232	2,222,444
Capital Expenditures	<u>17,547</u>	<u>34,918</u>

Total, Object-of-Expense Informational Listing \$ 53,379,453 \$ 53,517,369

Estimated Allocations for Employee Benefits and Debt Service Appropriations Made Elsewhere in this Act:

Employee Benefits

Retirement	\$ 2,459,753	\$ 2,533,545
Group Insurance	4,674,584	5,009,751
Social Security	<u>2,766,210</u>	<u>2,876,858</u>

Subtotal, Employee Benefits \$ 9,900,547 \$ 10,420,154

Total, Estimated Allocations for Employee Benefits and Debt Service Appropriations Made Elsewhere in this Act \$ 9,900,547 \$ 10,420,154

2. **Performance Measure Targets.** The following is a listing of the key performance target levels for the Tarleton State University. It is the intent of the Legislature that appropriations made by this Act be utilized in the most efficient and effective manner possible to achieve the intended mission of the Tarleton State University. In order to achieve the objectives and service standards established by this Act, the Tarleton State University shall make every effort to attain the following designated key performance target levels associated with each item of appropriation.

	<u>2016</u>	<u>2017</u>
A. Goal: INSTRUCTION/OPERATIONS		
Outcome (Results/Impact):		
Percent of First-time, Full-time, Degree-seeking Freshmen Who Earn a Baccalaureate Degree within Six Academic Years	46%	46%
Percent of First-time, Full-time, Degree-seeking Freshmen Who Earn a Baccalaureate Degree within Four Academic Years	28%	28%
Persistence Rate of First-time, Full-time, Degree-seeking Freshmen Students after One Academic Year	72%	72%
Certification Rate of Teacher Education Graduates	98%	98%
Percent of Baccalaureate Graduates Who Are First Generation College Graduates	73%	73%
Percent of Incoming Full-time Undergraduate Transfer Students Who Graduate within Four Years	82%	82%
Percent of Incoming Full-time Undergraduate Transfer Students Who Graduate within Two Years	50%	50%
Percent of Lower Division Semester Credit Hours Taught by Tenured or Tenure-Track Faculty	43%	43%
State Licensure Pass Rate of Nursing Graduates	99%	99%
Dollar Value of External or Sponsored Research Funds (in Millions)	7.3	7.3
A.1.1. Strategy: OPERATIONS SUPPORT		
Efficiencies:		
Administrative Cost as a Percent of Total Expenditures	7.2%	7.2%

3. **Scholarship Match.** Out of the funds appropriated above, funds may be used to provide a match for funds collected by a one dollar per semester credit hour fee for a student endowment scholarship and internship adopted by student referendum, pursuant to Education Code §56.242.

4. **Bosque River Monitoring Project.** The Institute for Applied Environmental Research shall conduct water quality monitoring for the Bosque River. The institute shall coordinate the collection and reporting of data to conform with Texas Commission on Environmental Quality protocols. The Institute shall report on the water quality in the Bosque River by July 1 and February 1 of each year to the Commission. It is legislative intent that the water quality monitoring efforts of the Institute for Applied Environmental Research, Texas Commission on Environmental Quality, and other appropriate agencies and entities be cooperative and non-duplicative.

TARLETON STATE UNIVERSITY
(Continued)

- 5. Multi-Institution Teaching Center.** Out of funds appropriated above in Strategy C.1.2, Higher Education Multi-Institution Teaching Center (MITC), \$3,000,000 shall be used to increase access to public higher education in the greater Midlothian community. The MITC shall be a collaborative program led by Tarleton State University along with Texas A&M University - Commerce and Navarro Community College. The MITC shall collaborate with the citizens of the greater Midlothian community to meet the educational needs of the community. Funds may be used for, but not limited to, developing new programs, hiring faculty and staff, providing classroom and office space, necessary computer/technology infrastructure and support, and library materials. Any unexpended balances remaining as of August 31, 2016 are hereby appropriated for the fiscal year beginning September 1, 2016.
- 6. Center for Anti-Fraud, Waste and Abuse.**¹ ~~Out of funds appropriated to Tarleton State University in Strategy C.3.2, Center for Anti-Fraud, Waste and Abuse, \$1,000,000 in General Revenue in fiscal year 2016 and \$1,000,000 in General Revenue in fiscal year 2017 will be used for the Center for Anti-Fraud, Waste and Abuse.~~

¹ Appropriations referenced in Strategy C.3.2., Center for Anti-Fraud, were vetoed, resulting in decreases of \$1,000,000 in FY 2016 and \$1,000,000 in FY 2017 out of General Revenue funds. See the Governor's Veto Proclamation.

² Incorporates Article III, Special Provisions Relating Only to State Agencies of Higher Education, §60, relating to Texas Collegiate License Plate Scholarships, resulting in an increase of \$55 in FY 2016 and \$55 in FY 2017 out of the License Plate Trust Fund Account No. 802.

TEXAS A&M UNIVERSITY - CENTRAL TEXAS

	For the Years Ending August 31, 2016	August 31, 2017
Method of Financing:		
General Revenue Fund	\$ 14,869,946	\$ 14,874,224
<u>General Revenue Fund - Dedicated</u>		
Estimated Board Authorized Tuition Increases Account No. 704	226,052	226,052
Estimated Other Educational and General Income Account No. 770	2,411,425	2,429,409
Subtotal, General Revenue Fund - Dedicated	\$ 2,637,477	\$ 2,655,461
Total, Method of Financing	\$ 17,507,423	\$ 17,529,685
Items of Appropriation:		
1. Educational and General State Support	\$ 17,507,423	\$ 17,529,685
Grand Total, TEXAS A&M UNIVERSITY - CENTRAL TEXAS	\$ 17,507,423	\$ 17,529,685

This bill pattern represents an estimated 51.1% of this agency's estimated total available funds for the biennium.

Number of Full-Time-Equivalents (FTE)- Appropriated Funds	128.0	128.0
--	-------	-------

- 1. Informational Listing of Appropriated Funds.** The appropriations made above for Educational and General State Support are subject to the special and general provisions of this Act and include the following amounts for the purposes indicated.

A. Goal: INSTRUCTION/OPERATIONS

Provide Instructional and Operations Support.

A.1.1. Strategy: OPERATIONS SUPPORT	\$ 6,369,999	\$ 6,370,000
A.1.2. Strategy: TEACHING EXPERIENCE SUPPLEMENT	\$ 142,189	\$ 142,189
A.1.3. Strategy: STAFF GROUP INSURANCE PREMIUMS	\$ 177,733	\$ 190,478
A.1.4. Strategy: WORKERS' COMPENSATION INSURANCE	\$ 7,350	\$ 7,350

TEXAS A&M UNIVERSITY - CENTRAL TEXAS
(Continued)

A.1.5. Strategy: UNEMPLOYMENT COMPENSATION INSURANCE	\$ 6,458	\$ 6,458
A.1.6. Strategy: TEXAS PUBLIC EDUCATION GRANTS	<u>\$ 539,659</u>	<u>\$ 547,975</u>
Total, Goal A: INSTRUCTION/OPERATIONS	<u>\$ 7,243,388</u>	<u>\$ 7,264,450</u>
B. Goal: INFRASTRUCTURE SUPPORT		
Provide Infrastructure Support.		
B.1.1. Strategy: E&G SPACE SUPPORT Educational and General Space Support.	\$ 907,168	\$ 907,168
B.1.2. Strategy: TUITION REVENUE BOND RETIREMENT	\$ 1,646,450	\$ 1,647,650
B.1.3. Strategy: SMALL INSTITUTION SUPPLEMENT	<u>\$ 750,000</u>	<u>\$ 750,000</u>
Total, Goal B: INFRASTRUCTURE SUPPORT	<u>\$ 3,303,618</u>	<u>\$ 3,304,818</u>
C. Goal: PROVIDE SPECIAL ITEM SUPPORT		
C.1.1. Strategy: TRANSITION FUNDING	\$ 5,710,417	\$ 5,710,417
C.2.1. Strategy: INSTITUTIONAL ENHANCEMENT	\$ 500,000	\$ 500,000
C.2.2. Strategy: E WILLIAMSON CO HE CENTER East Williamson County Higher Education Center.	<u>\$ 750,000</u>	<u>\$ 750,000</u>
Total, Goal C: PROVIDE SPECIAL ITEM SUPPORT	<u>\$ 6,960,417</u>	<u>\$ 6,960,417</u>
Grand Total, TEXAS A&M UNIVERSITY - CENTRAL TEXAS	<u>\$ 17,507,423</u>	<u>\$ 17,529,685</u>
Object-of-Expense Informational Listing:		
Salaries and Wages	\$ 3,304,249	\$ 3,405,402
Other Personnel Costs	237,049	191,541
Faculty Salaries (Higher Education Only)	5,632,869	6,386,590
Professional Fees and Services	109,236	0
Fuels and Lubricants	2,747	0
Consumable Supplies	24,394	59,621
Utilities	237,559	566,791
Travel	34,642	44,053
Rent - Building	295,937	0
Rent - Machine and Other	84,947	0
Debt Service	1,646,450	1,647,650
Other Operating Expense	4,157,434	4,465,062
Grants	539,659	547,975
Capital Expenditures	<u>1,200,251</u>	<u>215,000</u>
Total, Object-of-Expense Informational Listing	<u>\$ 17,507,423</u>	<u>\$ 17,529,685</u>
Estimated Allocations for Employee Benefits and Debt Service Appropriations Made Elsewhere in this Act:		
<u>Employee Benefits</u>		
Retirement	\$ 631,350	\$ 656,604
Group Insurance	803,033	860,611
Social Security	<u>701,186</u>	<u>729,233</u>
Subtotal, Employee Benefits	<u>\$ 2,135,569</u>	<u>\$ 2,246,448</u>
Total, Estimated Allocations for Employee Benefits and Debt Service Appropriations Made Elsewhere in this Act	<u>\$ 2,135,569</u>	<u>\$ 2,246,448</u>

- 2. Performance Measure Targets.** The following is a listing of the key performance target levels for the Texas A&M University - Central Texas. It is the intent of the Legislature that appropriations made by this Act be utilized in the most efficient and effective manner possible to achieve the intended mission of the Texas A&M University - Central Texas. In order to achieve the objectives and service standards established by this Act, the Texas A&M University - Central Texas shall make every effort to attain the following designated key performance target levels associated with each item of appropriation.

TEXAS A&M UNIVERSITY - CENTRAL TEXAS
(Continued)

	2016	2017
A. Goal: INSTRUCTION/OPERATIONS		
Outcome (Results/Impact):		
Certification Rate of Teacher Education Graduates	100%	100%
Percent of Baccalaureate Graduates Who Are First Generation College Graduates	65%	65%
Percent of Full-time, Degree-seeking Transfer Students Who Earn a Baccalaureate Degree within Four Years	70%	70%
Percent of Full-time, Degree-seeking Transfer Students Who Earn a Baccalaureate Degree within Two Years	50%	50%
Persistence Rate of Full-time, Degree-seeking Transfer Students After One Academic Year	77%	77%
A.1.1. Strategy: OPERATIONS SUPPORT		
Efficiencies:		
Administrative Cost as a Percent of Total Expenditures	12.8%	12.8%
3. Transition Funding - Texas A&M University - Central Texas.	It is the intent of the legislature that non-formula General Revenue operations funding in Strategy C.1.1, Transition Funding for Texas A&M University - Central Texas will be phased out as formula funding increases until the institution reaches 6,000 full time student equivalents.	
4. East Williamson County Higher Education Center.	Out of funds appropriated to Texas A&M University - Central Texas in Strategy C.2.2, East Williamson County Higher Education Center, \$750,000 in General Revenue in fiscal year 2016 and \$750,000 in General Revenue in fiscal year 2017 will be used for the East Williamson County Higher Education Center.	

TEXAS A&M UNIVERSITY - CORPUS CHRISTI

	For the Years Ending	
	August 31, 2016	August 31, 2017
Method of Financing:		
General Revenue Fund	\$ 47,091,960	\$ 46,079,130
<u>General Revenue Fund - Dedicated</u>		
Estimated Board Authorized Tuition Increases Account No. 704	869,863	869,863
Estimated Other Educational and General Income Account No. 770	14,325,412	14,441,056
Subtotal, General Revenue Fund - Dedicated	<u>\$ 15,195,275</u>	<u>\$ 15,310,919</u>
Total, Method of Financing	<u>\$ 62,287,235</u>	<u>\$ 61,390,049</u>
Items of Appropriation:		
1. Educational and General State Support	\$ 62,287,235	\$ 61,390,049
Grand Total, TEXAS A&M UNIVERSITY - CORPUS CHRISTI	<u>\$ 62,287,235</u>	<u>\$ 61,390,049</u>

This bill pattern represents an estimated 30.2% of this agency's estimated total available funds for the biennium.

Number of Full-Time-Equivalents (FTE)-Appropriated Funds	674.5	674.5
---	-------	-------

1. Informational Listing of Appropriated Funds. The appropriations made above for Educational and General State Support are subject to the special and general provisions of this Act and include the following amounts for the purposes indicated.

A. Goal: INSTRUCTION/OPERATIONS		
Provide Instructional and Operations Support.		
A.1.1. Strategy: OPERATIONS SUPPORT	\$ 30,724,488	\$ 30,724,487
A.1.2. Strategy: TEACHING EXPERIENCE SUPPLEMENT	\$ 863,061	\$ 863,061
A.1.3. Strategy: STAFF GROUP INSURANCE PREMIUMS	\$ 1,931,654	\$ 2,070,155
A.1.4. Strategy: WORKERS' COMPENSATION INSURANCE	\$ 70,547	\$ 70,547

TEXAS A&M UNIVERSITY - CORPUS CHRISTI
(Continued)

A.1.5. Strategy: UNEMPLOYMENT COMPENSATION INSURANCE	\$ 6,880	\$ 6,880
A.1.6. Strategy: TEXAS PUBLIC EDUCATION GRANTS	<u>\$ 1,943,989</u>	<u>\$ 1,969,055</u>
Total, Goal A: INSTRUCTION/OPERATIONS	<u>\$ 35,540,619</u>	<u>\$ 35,704,185</u>
B. Goal: INFRASTRUCTURE SUPPORT		
Provide Infrastructure Support.		
B.1.1. Strategy: E&G SPACE SUPPORT Educational and General Space Support.	\$ 6,275,934	\$ 6,275,934
B.1.2. Strategy: TUITION REVENUE BOND RETIREMENT	<u>\$ 6,547,613</u>	<u>\$ 5,986,861</u>
Total, Goal B: INFRASTRUCTURE SUPPORT	<u>\$ 12,823,547</u>	<u>\$ 12,262,795</u>
C. Goal: SPECIAL ITEM SUPPORT		
Provide Special Item Support.		
C.1.1. Strategy: ENGINEERING PROGRAM	\$ 3,725,000	\$ 3,225,000
C.1.2. Strategy: SCHOOL NURSING PROGRAM School Nursing Program for Early Childhood Development Center.	\$ 207,293	\$ 207,293
C.2.1. Strategy: CENTER FOR COASTAL STUDIES	\$ 180,028	\$ 180,028
C.2.2. Strategy: GULF OF MEXICO ENVIRONMENTAL LAB Gulf of Mexico Environment Research Laboratory.	\$ 177,680	\$ 177,680
C.3.1. Strategy: WATER RESOURCES CENTER	\$ 44,564	\$ 44,564
C.3.2. Strategy: ART MUSEUM	\$ 234,644	\$ 234,644
C.3.3. Strategy: CSTL BEND ECO DEV & BUS INNOV CTR Coastal Bend Economic Development and Business Innovation Center.	\$ 550,000	\$ 550,000
C.3.4. Strategy: ENVIRONMENTAL LEARNING CENTER	\$ 118,454	\$ 118,454
C.4.1. Strategy: INSTITUTIONAL ENHANCEMENT	<u>\$ 7,643,469</u>	<u>\$ 7,643,469</u>
Total, Goal C: SPECIAL ITEM SUPPORT	<u>\$ 12,881,132</u>	<u>\$ 12,381,132</u>
D. Goal: RESEARCH FUNDS		
D.1.1. Strategy: COMPREHENSIVE RESEARCH FUND	\$ 1,041,937	\$ 1,041,937
Grand Total, TEXAS A&M UNIVERSITY - CORPUS CHRISTI	<u>\$ 62,287,235</u>	<u>\$ 61,390,049</u>
Object-of-Expense Informational Listing:		
Salaries and Wages	\$ 15,333,427	\$ 15,302,191
Other Personnel Costs	195,435	136,455
Faculty Salaries (Higher Education Only)	26,015,896	27,658,340
Professional Salaries - Faculty Equivalent (Higher Education Only)	233,606	0
Professional Fees and Services	248,503	176,234
Fuels and Lubricants	77	50
Consumable Supplies	197,349	168,596
Utilities	5,669,560	6,246,608
Travel	101,326	96,838
Rent - Building	1,736	1,573
Rent - Machine and Other	15,236	17,964
Debt Service	6,547,613	5,986,861
Other Operating Expense	4,867,881	3,523,598
Client Services	30,272	42,054
Grants	1,943,989	1,969,055
Capital Expenditures	<u>885,329</u>	<u>63,632</u>
Total, Object-of-Expense Informational Listing	<u>\$ 62,287,235</u>	<u>\$ 61,390,049</u>
Estimated Allocations for Employee Benefits and Debt Service Appropriations Made Elsewhere in this Act:		
<u>Employee Benefits</u>		
Retirement	\$ 2,952,331	\$ 3,011,375
Group Insurance	5,355,265	5,739,237

TEXAS A&M UNIVERSITY - CORPUS CHRISTI
(Continued)

Social Security	3,108,546	3,232,887
Subtotal, Employee Benefits	\$ 11,416,142	\$ 11,983,499
<u>Debt Service</u>		
Lease Payments	\$ 79,184	\$ 80,367
Total, Estimated Allocations for Employee Benefits and Debt Service Appropriations Made Elsewhere in this Act	\$ 11,495,326	\$ 12,063,866

- 2. Performance Measure Targets.** The following is a listing of the key performance target levels for the Texas A&M University - Corpus Christi. It is the intent of the Legislature that appropriations made by this Act be utilized in the most efficient and effective manner possible to achieve the intended mission of the Texas A&M University - Corpus Christi. In order to achieve the objectives and service standards established by this Act, the Texas A&M University - Corpus Christi shall make every effort to attain the following designated key performance target levels associated with each item of appropriation.

	2016	2017
A. Goal: INSTRUCTION/OPERATIONS		
Outcome (Results/Impact):		
Percent of First-time, Full-time, Degree-seeking Freshmen Who Earn a Baccalaureate Degree within Six Academic Years	43%	44%
Percent of First-time, Full-time, Degree-seeking Freshmen Who Earn a Baccalaureate Degree within Four Academic Years	26%	26%
Persistence Rate of First-time, Full-time, Degree-seeking Freshmen Students after One Academic Year	65%	66%
Certification Rate of Teacher Education Graduates	91%	92%
Percent of Baccalaureate Graduates Who Are First Generation College Graduates	53%	54%
Percent of Incoming Full-time Undergraduate Transfer Students Who Graduate within Four Years	68%	69%
Percent of Incoming Full-time Undergraduate Transfer Students Who Graduate within Two Years	29%	30%
Percent of Lower Division Semester Credit Hours Taught by Tenured or Tenure-Track Faculty	47%	48%
State Licensure Pass Rate of Engineering Graduates	55%	55%
State Licensure Pass Rate of Nursing Graduates	99%	99%
Dollar Value of External or Sponsored Research Funds (in Millions)	13.5	13.5
A.1.1. Strategy: OPERATIONS SUPPORT		
Efficiencies:		
Administrative Cost as a Percent of Total Expenditures	7.4%	7.4%

- 3. Coastal Bend Business Innovation Center.** Contingent upon certification by the Comptroller of Public Accounts that increased activity by the Coastal Bend Business Innovation Center will generate at least \$1,100,000 additional revenue to the General Revenue Fund, \$550,000 in each year of the biennium is included in the appropriation above for the Coastal Bend Business Innovation Center. If the amount that can be certified is less than the maximum amount appropriated, the amounts appropriated shall be reduced to be within the amounts certified.
- 4. Art Museum Contingency.** Out of the General Revenue funds appropriated above, \$187,821 in each year of the biennium for the Art Museum is contingent upon the Art Museum receiving at least \$375,643 each year from local gifts, grants, and donations for the purposes of the operations of the Art Museum. In the event that gifts, grants, or donations for each fiscal year total less than \$375,643, the appropriation in each fiscal year is reduced to an amount equal to one-half of the total gifts, grants, and donations received in that fiscal year.
- 5. Engineering Program.** Funds appropriated above in Strategy C.1.1, Engineering Program in the amount of \$3,725,000 in fiscal year 2016 and \$3,225,000 in fiscal year 2017 shall be used to support engineering programs, including mechanical engineering, electrical engineering, and the STEM pipeline initiative.

TEXAS A&M UNIVERSITY - KINGSVILLE

	For the Years Ending	
	August 31, 2016	August 31, 2017
Method of Financing:		
General Revenue Fund	\$ 38,046,193	\$ 37,422,943
<u>General Revenue Fund - Dedicated</u>		
Estimated Board Authorized Tuition Increases Account No. 704	913,600	913,600
Estimated Other Educational and General Income Account No. 770	15,264,908	15,517,099
Subtotal, General Revenue Fund - Dedicated	<u>\$ 16,178,508</u>	<u>\$ 16,430,699</u>
License Plate Trust Fund Account No. 0802	<u>3,000</u>	<u>3,000</u>
Total, Method of Financing	<u>\$ 54,227,701</u>	<u>\$ 53,856,642</u>
Items of Appropriation:		
1. Educational and General State Support	\$ 54,227,701	\$ 53,856,642
Grand Total, TEXAS A&M UNIVERSITY - KINGSVILLE	<u>\$ 54,227,701</u>	<u>\$ 53,856,642</u>

This bill pattern represents an estimated 34.1% of this agency's estimated total available funds for the biennium.

Number of Full-Time-Equivalents (FTE)-Appropriated Funds	553.6	553.6
---	-------	-------

1. Informational Listing of Appropriated Funds. The appropriations made above for Educational and General State Support are subject to the special and general provisions of this Act and include the following amounts for the purposes indicated.

A. Goal: INSTRUCTION/OPERATIONS		
Provide Instructional and Operations Support.		
A.1.1. Strategy: OPERATIONS SUPPORT	\$ 33,016,262	\$ 33,016,262
A.1.2. Strategy: TEACHING EXPERIENCE SUPPLEMENT	\$ 907,973	\$ 907,973
A.1.3. Strategy: STAFF GROUP INSURANCE PREMIUMS	\$ 2,157,508	\$ 2,312,202
A.1.4. Strategy: WORKERS' COMPENSATION INSURANCE	\$ 135,440	\$ 134,896
A.1.5. Strategy: UNEMPLOYMENT COMPENSATION INSURANCE	\$ 1,416	\$ 1,410
A.1.6. Strategy: TEXAS PUBLIC EDUCATION GRANTS	\$ 1,581,317	\$ 1,609,188
A.1.7. Strategy: ORGANIZED ACTIVITIES	\$ 235,739	\$ 235,739
Total, Goal A: INSTRUCTION/OPERATIONS	<u>\$ 38,035,655</u>	<u>\$ 38,217,670</u>
B. Goal: INFRASTRUCTURE SUPPORT		
Provide Infrastructure Support.		
B.1.1. Strategy: E&G SPACE SUPPORT Educational and General Space Support.	\$ 4,751,663	\$ 4,751,663
B.1.2. Strategy: TUITION REVENUE BOND RETIREMENT	\$ 2,601,913	\$ 2,051,138
B.1.3. Strategy: SMALL INSTITUTION SUPPLEMENT	\$ 190,800	\$ 190,800
Total, Goal B: INFRASTRUCTURE SUPPORT	<u>\$ 7,544,376</u>	<u>\$ 6,993,601</u>
C. Goal: SPECIAL ITEM SUPPORT		
Provide Special Item Support.		
C.1.1. Strategy: PHD IN ENGINEERING	\$ 81,230	\$ 81,230
C.1.2. Strategy: VETERINARY TECHNOLOGY PROGRAM	\$ 750,000	\$ 750,000
C.2.1. Strategy: CITRUS CENTER	\$ 600,284	\$ 598,280
C.2.2. Strategy: WILDLIFE RESEARCH INSTITUTE	\$ 243,402	\$ 243,402
C.2.3. Strategy: INSTITUTE FOR RANCH MANAGEMENT	\$ 280,500	\$ 280,500
C.3.1. Strategy: JOHN E. CONNOR MUSEUM	\$ 18,386	\$ 18,311
C.3.2. Strategy: SOUTH TEXAS ARCHIVES	\$ 73,845	\$ 73,550
C.4.1. Strategy: INSTITUTIONAL ENHANCEMENT	\$ 5,515,738	\$ 5,515,813
Total, Goal C: SPECIAL ITEM SUPPORT	<u>\$ 7,563,385</u>	<u>\$ 7,561,086</u>

TEXAS A&M UNIVERSITY - KINGSVILLE

(Continued)

A.1.1. Strategy: OPERATIONS SUPPORT

Efficiencies:

Administrative Cost as a Percent of Total Expenditures 9% 9%

- 3. Contingency Appropriation: Wildlife Research Institute and Institute for Ranch Management.** Of the amounts appropriated above, \$68,288 for Texas A&M University-Kingsville Wildlife Research Institute and \$561,000 for the Institute for Ranch Management is contingent upon certification by the Comptroller of Public Accounts that the activities of the Institutes will generate revenue to the General Revenue Fund sufficient to offset the appropriations. The Comptroller shall specify the supporting information to be provided by the Institutes and may require independent verification of the information. If the Comptroller finds the information is sufficient to support the projection of increased revenues, a finding of fact to that effect shall be issued and the contingent appropriations up to the amount certified, not to exceed \$629,288 for the 2016-17 biennium, shall be made available for the intended purposes. If the amount that can be certified is less than the maximum amount appropriated, the amounts appropriated shall be reduced to be within the amounts certified.
- 4. Veterinary Technology Program.** Out of funds appropriated to Texas A&M University - Kingsville in Strategy C.1.2, Veterinary Technology Program, \$750,000 in General Revenue in fiscal year 2016 and \$750,000 in General Revenue in fiscal year 2017 will be for the Veterinary Technology Program.
- 5. Texas A&M University-Kingsville Graduate Assistance - Agriculture and Human Sciences.** The funds provided to Texas A&M University-Kingsville from License Plate Trust Fund No. 0802 are appropriated in accordance with Transportation Code §504.626 to provide financial assistance to graduate students in the College of Agriculture and Human Sciences. Any balances on hand as of August 31, 2015, estimated to be \$0 (and included above in the Method of Financing), and all receipts received during the biennium beginning September 1, 2015 (estimated to be \$3,000 per year), are hereby appropriated to Texas A&M University-Kingsville for the biennium beginning September 1, 2015 for the same purpose. Any balances on hand at the end of fiscal year 2016 may be carried over to the fiscal year 2017 and any such funds are appropriated for fiscal year 2017 for the same purpose.

TEXAS A&M UNIVERSITY - SAN ANTONIO

	For the Years Ending	
	August 31, 2016	August 31, 2017
Method of Financing:		
General Revenue Fund	\$ 25,134,820	\$ 25,158,008
<u>General Revenue Fund - Dedicated</u>		
Estimated Board Authorized Tuition Increases Account No. 704	952,256	952,256
Estimated Other Educational and General Income Account No. 770	3,657,764	3,663,523
Subtotal, General Revenue Fund - Dedicated	<u>\$ 4,610,020</u>	<u>\$ 4,615,779</u>
Total, Method of Financing	<u>\$ 29,744,840</u>	<u>\$ 29,773,787</u>
Items of Appropriation:		
1. Educational and General State Support	\$ 29,744,840	\$ 29,773,787
Grand Total, TEXAS A&M UNIVERSITY - SAN ANTONIO	<u>\$ 29,744,840</u>	<u>\$ 29,773,787</u>

This bill pattern represents an estimated 59.5% of this agency's estimated total available funds for the biennium.

Number of Full-Time-Equivalents (FTE)-Appropriated Funds	232.9	232.9
---	-------	-------

TEXAS A&M UNIVERSITY - SAN ANTONIO

(Continued)

1. Informational Listing of Appropriated Funds. The appropriations made above for Educational and General State Support are subject to the special and general provisions of this Act and include the following amounts for the purposes indicated.

A. Goal: INSTRUCTION/OPERATIONS

Provide Instructional and Operations Support.

A.1.1. Strategy: OPERATIONS SUPPORT	\$ 11,522,141	\$ 11,522,140
A.1.2. Strategy: TEACHING EXPERIENCE SUPPLEMENT	\$ 329,845	\$ 329,845
A.1.3. Strategy: STAFF GROUP INSURANCE PREMIUMS	\$ 383,498	\$ 410,995
A.1.4. Strategy: WORKERS' COMPENSATION INSURANCE	\$ 16,195	\$ 16,329
A.1.5. Strategy: UNEMPLOYMENT COMPENSATION INSURANCE	\$ 2,022	\$ 2,039
A.1.6. Strategy: TEXAS PUBLIC EDUCATION GRANTS	<u>\$ 614,583</u>	<u>\$ 615,283</u>

Total, Goal A: INSTRUCTION/OPERATIONS	<u>\$ 12,868,284</u>	<u>\$ 12,896,631</u>
--	----------------------	----------------------

B. Goal: INFRASTRUCTURE SUPPORT

Provide Infrastructure Support.

B.1.1. Strategy: E&G SPACE SUPPORT Educational and General Space Support.	\$ 1,687,803	\$ 1,687,803
B.1.2. Strategy: TUITION REVENUE BOND RETIREMENT	\$ 2,634,838	\$ 2,635,438
B.1.3. Strategy: SMALL INSTITUTION SUPPLEMENT	<u>\$ 750,000</u>	<u>\$ 750,000</u>

Total, Goal B: INFRASTRUCTURE SUPPORT	<u>\$ 5,072,641</u>	<u>\$ 5,073,241</u>
--	---------------------	---------------------

C. Goal: SPECIAL ITEM SUPPORT

Provide Special Item Support.

C.1.1. Strategy: TRANSITION FUNDING	\$ 5,798,825	\$ 5,798,825
C.1.2. Strategy: DOWNWARD EXPANSION	\$ 5,500,000	\$ 5,500,000
C.2.1. Strategy: INSTITUTIONAL ENHANCEMENT	<u>\$ 500,000</u>	<u>\$ 500,000</u>

Total, Goal C: SPECIAL ITEM SUPPORT	<u>\$ 11,798,825</u>	<u>\$ 11,798,825</u>
--	----------------------	----------------------

D. Goal: RESEARCH FUNDS

D.1.1. Strategy: COMPREHENSIVE RESEARCH FUND	\$ 5,090	\$ 5,090
---	----------	----------

Grand Total, TEXAS A&M UNIVERSITY - SAN ANTONIO	<u>\$ 29,744,840</u>	<u>\$ 29,773,787</u>
--	----------------------	----------------------

Object-of-Expense Informational Listing:

Salaries and Wages	\$ 8,073,052	\$ 8,288,357
Other Personnel Costs	281,551	146,986
Faculty Salaries (Higher Education Only)	9,389,693	10,278,906
Rent - Building	182,495	0
Debt Service	2,634,838	2,635,438
Other Operating Expense	8,568,628	7,808,817
Grants	<u>614,583</u>	<u>615,283</u>

Total, Object-of-Expense Informational Listing	<u>\$ 29,744,840</u>	<u>\$ 29,773,787</u>
---	----------------------	----------------------

Estimated Allocations for Employee Benefits and Debt Service Appropriations Made Elsewhere in this Act:

Employee Benefits

Retirement	\$ 1,156,793	\$ 1,208,849
Group Insurance	1,336,975	1,432,837
Social Security	<u>1,236,375</u>	<u>1,285,830</u>

Subtotal, Employee Benefits	<u>\$ 3,730,143</u>	<u>\$ 3,927,516</u>
-----------------------------	---------------------	---------------------

Total, Estimated Allocations for Employee Benefits and Debt Service Appropriations Made Elsewhere in this Act	<u>\$ 3,730,143</u>	<u>\$ 3,927,516</u>
--	---------------------	---------------------

2. Performance Measure Targets. The following is a listing of the key performance target levels for the Texas A&M University - San Antonio. It is the intent of the Legislature that appropriations made by this Act be utilized in the most efficient and effective manner possible to achieve the intended mission of the Texas A&M University - San Antonio. In order to achieve the

TEXAS A&M UNIVERSITY - SAN ANTONIO
(Continued)

objectives and service standards established by this Act, the Texas A&M University - San Antonio shall make every effort to attain the following designated key performance target levels associated with each item of appropriation.

	2016	2017
A. Goal: INSTRUCTION/OPERATIONS		
Outcome (Results/Impact):		
Certification Rate of Teacher Education Graduates	85%	85%
Percent of Baccalaureate Graduates Who Are First Generation College Graduates	68%	68%
Percent of Full-time, Degree-seeking Transfer Students Who Earn a Baccalaureate Degree within Four Years	75%	75%
Percent of Full-time, Degree-seeking Transfer Students Who Earn a Baccalaureate Degree within Two Years	40%	40%
Persistence Rate of Full-time, Degree-seeking Transfer Students After One Academic Year (Upper level institutions only)	81%	81%
A.1.1. Strategy: OPERATIONS SUPPORT		
Efficiencies:		
Administrative Cost As a Percent of Total Expenditures	16%	16%
3. Transition Funding - Texas A&M University - San Antonio.	It is the intent of the legislature that non-formula General Revenue operations funding in Strategy C.1.1, Transition Funding for Texas A&M University - San Antonio will be phased out as formula funding increases until the institution reaches 6,000 full time student equivalents.	
4. Downward Expansion.	Out of funds appropriated to Texas A&M University - San Antonio in Strategy C.1.2, Downward Expansion, \$5,500,000 in General Revenue in fiscal year 2016 and \$5,500,000 in General Revenue in fiscal year 2017 will be used for Downward Expansion.	

TEXAS A&M INTERNATIONAL UNIVERSITY

	For the Years Ending	
	August 31, 2016	August 31, 2017
Method of Financing:		
General Revenue Fund	\$ 31,330,800	\$ 31,404,554
<u>General Revenue Fund - Dedicated</u>		
Estimated Board Authorized Tuition Increases Account No. 704	346,629	346,629
Estimated Other Educational and General Income Account No. 770	7,825,578	7,847,623
Subtotal, General Revenue Fund - Dedicated	<u>\$ 8,172,207</u>	<u>\$ 8,194,252</u>
Interagency Contracts	<u>137,887</u>	<u>137,887</u>
Total, Method of Financing	<u>\$ 39,640,894</u>	<u>\$ 39,736,693</u>
Items of Appropriation:		
1. Educational and General State Support	\$ 39,640,894	\$ 39,736,693
Grand Total, TEXAS A&M INTERNATIONAL UNIVERSITY	<u>\$ 39,640,894</u>	<u>\$ 39,736,693</u>

This bill pattern represents an estimated 43.9% of this agency's estimated total available funds for the biennium.

Number of Full-Time-Equivalents (FTE)-Appropriated Funds	520.0	520.0
---	-------	-------

1. Informational Listing of Appropriated Funds. The appropriations made above for Educational and General State Support are subject to the special and general provisions of this Act and include the following amounts for the purposes indicated.

TEXAS A&M INTERNATIONAL UNIVERSITY
(Continued)

A. Goal: INSTRUCTION/OPERATIONS

Provide Instructional and Operations Support.

A.1.1. Strategy: OPERATIONS SUPPORT	\$ 17,323,766	\$ 17,323,766
A.1.2. Strategy: TEACHING EXPERIENCE SUPPLEMENT	\$ 535,002	\$ 535,002
A.1.3. Strategy: STAFF GROUP INSURANCE PREMIUMS	\$ 985,965	\$ 1,056,658
A.1.4. Strategy: WORKERS' COMPENSATION INSURANCE	\$ 26,391	\$ 26,391
A.1.5. Strategy: UNEMPLOYMENT COMPENSATION INSURANCE	\$ 199	\$ 199
A.1.6. Strategy: TEXAS PUBLIC EDUCATION GRANTS	<u>\$ 1,200,633</u>	<u>\$ 1,211,772</u>
Total, Goal A: INSTRUCTION/OPERATIONS	<u>\$ 20,071,956</u>	<u>\$ 20,153,788</u>

B. Goal: INFRASTRUCTURE SUPPORT

Provide Infrastructure Support.

B.1.1. Strategy: E&G SPACE SUPPORT Educational and General Space Support.	\$ 3,458,113	\$ 3,458,113
B.1.2. Strategy: TUITION REVENUE BOND RETIREMENT	\$ 6,636,348	\$ 6,650,315
B.1.3. Strategy: SMALL INSTITUTION SUPPLEMENT	<u>\$ 366,900</u>	<u>\$ 366,900</u>
Total, Goal B: INFRASTRUCTURE SUPPORT	<u>\$ 10,461,361</u>	<u>\$ 10,475,328</u>

C. Goal: SPECIAL ITEM SUPPORT

Provide Special Item Support.

C.1.1. Strategy: ACADEMIC AND STUDENT SUPPORT	\$ 1,841,015	\$ 1,841,015
C.2.1. Strategy: INSTITUTE FOR INTERNATIONAL TRADE	\$ 195,027	\$ 195,027
C.2.2. Strategy: SMALL BUSINESS DEVELOPMENT CENTER	\$ 181,500	\$ 181,500
C.3.1. Strategy: INSTITUTIONAL ENHANCEMENT	\$ 5,926,726	\$ 5,926,726
C.3.2. Strategy: OUTREACH AND ENROLLMENT	<u>\$ 750,000</u>	<u>\$ 750,000</u>
Total, Goal C: SPECIAL ITEM SUPPORT	<u>\$ 8,894,268</u>	<u>\$ 8,894,268</u>

D. Goal: RESEARCH FUNDS

D.1.1. Strategy: COMPREHENSIVE RESEARCH FUND	\$ 213,309	\$ 213,309
---	------------	------------

Grand Total, TEXAS A&M INTERNATIONAL UNIVERSITY	<u>\$ 39,640,894</u>	<u>\$ 39,736,693</u>
--	----------------------	----------------------

Object-of-Expense Informational Listing:

Salaries and Wages	\$ 9,488,750	\$ 9,274,052
Other Personnel Costs	256,142	238,325
Faculty Salaries (Higher Education Only)	18,519,965	18,933,086
Professional Fees and Services	42,982	17,364
Consumable Supplies	104,803	17,398
Utilities	1,053,139	1,003,397
Travel	3,208	5,092
Debt Service	6,636,348	6,650,315
Other Operating Expense	2,334,924	2,385,892
Grants	<u>1,200,633</u>	<u>1,211,772</u>
Total, Object-of-Expense Informational Listing	<u>\$ 39,640,894</u>	<u>\$ 39,736,693</u>

Estimated Allocations for Employee Benefits and Debt Service Appropriations Made Elsewhere in this Act:

Employee Benefits

Retirement	\$ 1,614,360	\$ 1,615,167
Group Insurance	2,587,625	2,773,157
Social Security	<u>1,827,523</u>	<u>1,900,624</u>
Subtotal, Employee Benefits	<u>\$ 6,029,508</u>	<u>\$ 6,288,948</u>
Total, Estimated Allocations for Employee Benefits and Debt Service Appropriations Made Elsewhere in this Act	<u>\$ 6,029,508</u>	<u>\$ 6,288,948</u>

2. Performance Measure Targets. The following is a listing of the key performance target levels for the Texas A&M International University. It is the intent of the Legislature that appropriations made by this Act be utilized in the most efficient and effective manner possible to achieve the

TEXAS A&M INTERNATIONAL UNIVERSITY
(Continued)

intended mission of the Texas A&M International University. In order to achieve the objectives and service standards established by this Act, the Texas A&M International University shall make every effort to attain the following designated key performance target levels associated with each item of appropriation.

	<u>2016</u>	<u>2017</u>
A. Goal: INSTRUCTION/OPERATIONS		
Outcome (Results/Impact):		
Percent of First-time, Full-time, Degree-seeking Freshmen Who Earn a Baccalaureate Degree within Six Academic Years	46%	46%
Percent of First-time, Full-time, Degree-seeking Freshmen Who Earn a Baccalaureate Degree within Four Academic Years	25%	25%
Persistence Rate of First-time, Full-time, Degree-seeking Freshmen Students after One Academic Year	78%	78%
Certification Rate of Teacher Education Graduates	90%	90%
Percent of Baccalaureate Graduates Who Are First Generation College Graduates	55%	55%
Percent of Incoming Full-time Undergraduate Transfer Students Who Graduate within Four Years	75%	75%
Percent of Incoming Full-time Undergraduate Transfer Students Who Graduate within Two Years	32%	32%
Percent of Lower Division Semester Credit Hours Taught by Tenured or Tenure-Track Faculty	45%	45%
State Licensure Pass Rate of Nursing Graduates	94%	94%
Dollar Value of External or Sponsored Research Funds (in Millions)	3.3	3.3
A.1.1. Strategy: OPERATIONS SUPPORT		
Efficiencies:		
Administrative Cost as a Percent of Total Expenditures	7.1%	7.1%

WEST TEXAS A&M UNIVERSITY

	For the Years Ending	
	August 31, <u>2016</u>	August 31, <u>2017</u>
Method of Financing:		
General Revenue Fund	\$ 31,314,973	\$ 30,981,453
<u>General Revenue Fund - Dedicated</u>		
Estimated Board Authorized Tuition Increases Account No. 704	1,588,341	1,588,341
Estimated Other Educational and General Income Account No. 770	11,096,034	11,172,844
Subtotal, General Revenue Fund - Dedicated	<u>\$ 12,684,375</u>	<u>\$ 12,761,185</u>
License Plate Trust Fund Account No. 0802 ¹	<u>2,125</u>	<u>2,125</u>
Total, Method of Financing	<u>\$ 44,001,473</u>	<u>\$ 43,744,763</u>
Items of Appropriation:		
1. Educational and General State Support	\$ 44,001,473	\$ 43,744,763
Grand Total, WEST TEXAS A&M UNIVERSITY	<u>\$ 44,001,473</u>	<u>\$ 43,744,763</u>

This bill pattern represents an estimated 32.5% of this agency's estimated total available funds for the biennium.

Number of Full-Time-Equivalents (FTE)-Appropriated Funds	644.2	644.2
---	-------	-------

- 1. Informational Listing of Appropriated Funds.** The appropriations made above for Educational and General State Support are subject to the special and general provisions of this Act and include the following amounts for the purposes indicated.

WEST TEXAS A&M UNIVERSITY
(Continued)

A. Goal: INSTRUCTION/OPERATIONS

Provide Instructional and Operations Support.

A.1.1. Strategy: OPERATIONS SUPPORT	\$ 25,244,006	\$ 25,244,006
A.1.2. Strategy: TEACHING EXPERIENCE SUPPLEMENT	\$ 887,717	\$ 887,717
A.1.3. Strategy: STAFF GROUP INSURANCE PREMIUMS	\$ 1,791,639	\$ 1,920,098
A.1.4. Strategy: WORKERS' COMPENSATION INSURANCE	\$ 33,500	\$ 34,001
A.1.5. Strategy: UNEMPLOYMENT COMPENSATION INSURANCE	\$ 18,070	\$ 18,070
A.1.6. Strategy: TEXAS PUBLIC EDUCATION GRANTS	\$ 1,728,324	\$ 1,755,108
A.1.7. Strategy: ORGANIZED ACTIVITIES	<u>\$ 91,885</u>	<u>\$ 91,885</u>
Total, Goal A: INSTRUCTION/OPERATIONS	<u>\$ 29,795,141</u>	<u>\$ 29,950,885</u>

B. Goal: INFRASTRUCTURE SUPPORT

Provide Infrastructure Support.

B.1.1. Strategy: E&G SPACE SUPPORT Educational and General Space Support.	\$ 4,074,420	\$ 4,074,420
B.1.2. Strategy: TUITION REVENUE BOND RETIREMENT	\$ 3,490,388	\$ 3,257,979
B.1.3. Strategy: SMALL INSTITUTION SUPPLEMENT	<u>\$ 154,500</u>	<u>\$ 154,500</u>
Total, Goal B: INFRASTRUCTURE SUPPORT	<u>\$ 7,719,308</u>	<u>\$ 7,486,899</u>

C. Goal: SPECIAL ITEM SUPPORT

Provide Special Item Support.

C.1.1. Strategy: ELECTRICAL ENGINEERING PROGRAM	\$ 650,000	\$ 480,000
C.2.1. Strategy: KILLGORE RESEARCH CENTER	\$ 31,194	\$ 31,194
C.2.2. Strategy: WIND ENERGY RESEARCH	\$ 68,890	\$ 74,500
C.2.3. Strategy: INDUSTRY SUPPORT & DEVELOPMENT Agriculture Industry Support and Development.	\$ 623,439	\$ 623,439
C.2.4. Strategy: INTEGRATED PEST MANAGEMENT Integrated Pest Management.	\$ 93,514	\$ 93,514
C.3.1. Strategy: PANHANDLE-PLAINS MUSEUM Panhandle-Plains Historical Museum.	\$ 391,729	\$ 376,074
C.3.2. Strategy: RURAL AGRI-BUSINESS Rural Agri-Business Incubator & Accelerator.	\$ 825,000	\$ 825,000
C.3.3. Strategy: SMALL BUSINESS DEVELOPMENT CENTER	\$ 205,820	\$ 205,820
C.4.1. Strategy: INSTITUTIONAL ENHANCEMENT ¹	<u>\$ 3,375,743</u>	<u>\$ 3,375,743</u>
Total, Goal C: SPECIAL ITEM SUPPORT	<u>\$ 6,265,329</u>	<u>\$ 6,085,284</u>

D. Goal: RESEARCH FUNDS

D.1.1. Strategy: COMPREHENSIVE RESEARCH FUND	\$ 221,695	\$ 221,695
---	------------	------------

Grand Total, WEST TEXAS A&M UNIVERSITY	<u>\$ 44,001,473</u>	<u>\$ 43,744,763</u>
---	----------------------	----------------------

Object-of-Expense Informational Listing:

Salaries and Wages	\$ 13,933,258	\$ 13,031,566
Other Personnel Costs	417,064	543,532
Faculty Salaries (Higher Education Only)	20,070,802	20,620,501
Professional Salaries - Faculty Equivalent (Higher Education Only)	10,967	0
Professional Fees and Services	237,610	12,937
Fuels and Lubricants	31,598	15,444
Consumable Supplies	77,740	795,252
Utilities	59,538	50,260
Travel	119,961	77,546
Rent - Machine and Other	3,778	17,911
Debt Service	3,490,388	3,257,979
Other Operating Expense	3,465,483	3,362,036
Client Services	354,962	160,404
Grants	1,728,324	1,755,108
Capital Expenditures	<u>0</u>	<u>44,287</u>
Total, Object-of-Expense Informational Listing	<u>\$ 44,001,473</u>	<u>\$ 43,744,763</u>

WEST TEXAS A&M UNIVERSITY
(Continued)

Estimated Allocations for Employee Benefits and Debt Service Appropriations Made Elsewhere in this Act:

<u>Employee Benefits</u>			
Retirement	\$	2,049,823	\$ 2,090,819
Group Insurance		4,478,764	4,799,892
Social Security		<u>2,147,140</u>	<u>2,233,025</u>
Subtotal, Employee Benefits	\$	<u>8,675,727</u>	<u>\$ 9,123,736</u>
Total, Estimated Allocations for Employee Benefits and Debt Service Appropriations Made Elsewhere in this Act	\$	<u>8,675,727</u>	<u>\$ 9,123,736</u>

- 2. Performance Measure Targets.** The following is a listing of the key performance target levels for the West Texas A&M University. It is the intent of the Legislature that appropriations made by this Act be utilized in the most efficient and effective manner possible to achieve the intended mission of the West Texas A&M University. In order to achieve the objectives and service standards established by this Act, the West Texas A&M University shall make every effort to attain the following designated key performance target levels associated with each item of appropriation.

	<u>2016</u>	<u>2017</u>
A. Goal: INSTRUCTION/OPERATIONS		
Outcome (Results/Impact):		
Percent of First-time, Full-time, Degree-seeking Freshmen Who Earn a Baccalaureate Degree within Six Academic Years	45%	45%
Percent of First-time, Full-time, Degree-seeking Freshmen Who Earn a Baccalaureate Degree within Four Academic Years	28%	28%
Persistence Rate of First-time, Full-time, Degree-seeking Freshmen Students after One Academic Year	69%	70%
Certification Rate of Teacher Education Graduates	88%	88%
Percent of Baccalaureate Graduates Who Are First Generation College Graduates	55%	55%
Percent of Incoming Full-time Undergraduate Transfer Students Who Graduate within Four Years	68%	68%
Percent of Incoming Full-time Undergraduate Transfer Students Who Graduate within Two Years	38%	38%
Percent of Lower Division Semester Credit Hours Taught by Tenured or Tenure-Track Faculty	53%	53%
State Licensure Pass Rate of Engineering Graduates	90%	90%
State Licensure Pass Rate of Nursing Graduates	99%	99%
Dollar Value of External or Sponsored Research Funds (in Millions)	3	3.5
A.1.1. Strategy: OPERATIONS SUPPORT		
Efficiencies:		
Administrative Cost as a Percent of Total Expenditures	11%	11%

- 3. Rural Agricultural/Business Incubator and Accelerator.** Contingent upon certification by the Comptroller of Public Accounts that increased activity by the Rural Agricultural/Business Incubator and Accelerator will generate at least \$1,650,000 additional revenue to the General Revenue Fund, \$825,000 in each year of the biennium is included in the appropriation above for the Rural Agricultural/Business Incubator and Accelerator. It is the intent of the Legislature that state funds provided to the Rural Agricultural/Business Incubator and Accelerator be used by the Center to attract federal funds on a dollar-for-dollar basis. If the amount that can be certified is less than the maximum amount appropriated, the amounts appropriated shall be reduced to be within the amounts certified.
- 4. Electrical Engineering Program.** Out of funds appropriated to West Texas A&M University in Strategy C.1.1, Electrical Engineering Program, \$650,000 in General Revenue in fiscal year 2016 and \$480,000 in General Revenue in fiscal year 2017 will be used for the Electrical Engineering Program.

¹ Incorporates Article III, Special Provisions Relating Only to State Agencies of Higher Education, §60, relating to Texas Collegiate License Plate Scholarships, resulting in an increase of \$2,125 in FY 2016 and \$2,125 in FY 2017 out of the License Plate Trust Fund Account No. 802.

TEXAS A&M UNIVERSITY - COMMERCE

	For the Years Ending	
	August 31, 2016	August 31, 2017
Method of Financing:		
General Revenue Fund	\$ 37,990,228	\$ 38,095,122
<u>General Revenue Fund - Dedicated</u>		
Estimated Board Authorized Tuition Increases Account No. 704	2,660,000	2,660,000
Estimated Other Educational and General Income Account No. 770	14,320,738	14,417,035
Subtotal, General Revenue Fund - Dedicated	<u>\$ 16,980,738</u>	<u>\$ 17,077,035</u>
License Plate Trust Fund Account No. 0802 ¹	<u>1,197</u>	<u>1,197</u>
Total, Method of Financing	<u>\$ 54,972,163</u>	<u>\$ 55,173,354</u>
Items of Appropriation:		
1. Educational and General State Support	\$ 54,972,163	\$ 55,173,354
Grand Total, TEXAS A&M UNIVERSITY - COMMERCE	<u>\$ 54,972,163</u>	<u>\$ 55,173,354</u>

This bill pattern represents an estimated 33.6% of this agency's estimated total available funds for the biennium.

Number of Full-Time-Equivalents (FTE)-Appropriated Funds	797.0	797.0
---	-------	-------

1. Informational Listing of Appropriated Funds. The appropriations made above for Educational and General State Support are subject to the special and general provisions of this Act and include the following amounts for the purposes indicated.

A. Goal: INSTRUCTION/OPERATIONS		
Provide Instructional and Operations Support.		
A.1.1. Strategy: OPERATIONS SUPPORT	\$ 39,195,518	\$ 39,195,518
A.1.2. Strategy: TEACHING EXPERIENCE SUPPLEMENT	\$ 646,254	\$ 646,254
A.1.3. Strategy: STAFF GROUP INSURANCE PREMIUMS	\$ 2,646,909	\$ 2,836,693
A.1.4. Strategy: WORKERS' COMPENSATION INSURANCE	\$ 85,180	\$ 85,180
A.1.5. Strategy: UNEMPLOYMENT COMPENSATION INSURANCE	\$ 21,210	\$ 21,210
A.1.6. Strategy: TEXAS PUBLIC EDUCATION GRANTS	\$ 1,766,131	\$ 1,780,054
A.1.7. Strategy: ORGANIZED ACTIVITIES	\$ 73,956	\$ 73,956
Total, Goal A: INSTRUCTION/OPERATIONS	<u>\$ 44,435,158</u>	<u>\$ 44,638,865</u>
B. Goal: INFRASTRUCTURE SUPPORT		
Provide Infrastructure Support.		
B.1.1. Strategy: E&G SPACE SUPPORT Educational and General Space Support.	\$ 4,627,435	\$ 4,627,435
B.1.2. Strategy: TUITION REVENUE BOND RETIREMENT	\$ 1,992,972	\$ 1,990,455
Total, Goal B: INFRASTRUCTURE SUPPORT	<u>\$ 6,620,407</u>	<u>\$ 6,617,890</u>
C. Goal: SPECIAL ITEM SUPPORT		
Provide Special Item Support.		
C.1.1. Strategy: INDUSTRIAL ENGINEERING PROGRAM Bachelor of Science Degree Program in Industrial Engineering.	\$ 181,419	\$ 181,420
C.2.1. Strategy: EDUCATIONAL OUTREACH Mesquite/Metroplex/Northeast Texas.	\$ 492,357	\$ 492,357
C.2.2. Strategy: INSTITUTE FOR COMPETENCY-BASED EDUC Institute for Competency-Based Education.	\$ 743,500	\$ 743,500
C.3.1. Strategy: INSTITUTIONAL ENHANCEMENT ¹	\$ 2,354,749	\$ 2,354,749
Total, Goal C: SPECIAL ITEM SUPPORT	<u>\$ 3,772,025</u>	<u>\$ 3,772,026</u>

TEXAS A&M UNIVERSITY - COMMERCE
(Continued)

D. Goal: RESEARCH FUNDS		
D.1.1. Strategy: COMPREHENSIVE RESEARCH FUND	\$ 144,573	\$ 144,573
Grand Total, TEXAS A&M UNIVERSITY - COMMERCE	<u>\$ 54,972,163</u>	<u>\$ 55,173,354</u>

Object-of-Expense Informational Listing:

Salaries and Wages	\$ 19,039,865	\$ 18,805,575
Other Personnel Costs	443,759	443,892
Faculty Salaries (Higher Education Only)	25,469,427	25,678,126
Professional Salaries - Faculty Equivalent (Higher Education Only)	3,985	4,019
Professional Fees and Services	2,716	1,534
Consumable Supplies	8,284	18,164
Utilities	44,185	103,401
Travel	10,554	17,833
Rent - Machine and Other	13,006	18,428
Debt Service	1,992,972	1,990,455
Other Operating Expense	6,176,614	6,311,873
Grants	1,766,131	1,780,054
Capital Expenditures	<u>665</u>	<u>0</u>
Total, Object-of-Expense Informational Listing	<u>\$ 54,972,163</u>	<u>\$ 55,173,354</u>

Estimated Allocations for Employee Benefits and Debt Service Appropriations Made Elsewhere in this Act:

Employee Benefits

Retirement	\$ 2,738,902	\$ 2,738,902
Group Insurance	6,487,282	6,952,420
Social Security	<u>3,396,380</u>	<u>3,532,235</u>
Subtotal, Employee Benefits	<u>\$ 12,622,564</u>	<u>\$ 13,223,557</u>

Total, Estimated Allocations for Employee Benefits and Debt Service Appropriations Made Elsewhere in this Act

<u>\$ 12,622,564</u>	<u>\$ 13,223,557</u>
----------------------	----------------------

- 2. Performance Measure Targets.** The following is a listing of the key performance target levels for the Texas A&M University - Commerce. It is the intent of the Legislature that appropriations made by this Act be utilized in the most efficient and effective manner possible to achieve the intended mission of the Texas A&M University - Commerce. In order to achieve the objectives and service standards established by this Act, the Texas A&M University - Commerce shall make every effort to attain the following designated key performance target levels associated with each item of appropriation.

	<u>2016</u>	<u>2017</u>
A. Goal: INSTRUCTION/OPERATIONS		
Outcome (Results/Impact):		
Percent of First-time, Full-time, Degree-seeking Freshmen Who Earn a Baccalaureate Degree within Six Academic Years	46%	46%
Percent of First-time, Full-time, Degree-seeking Freshmen Who Earn a Baccalaureate Degree within Four Academic Years	23%	23%
Persistence Rate of First-time, Full-time, Degree-seeking Freshmen Students after One Academic Year	72%	72%
Certification Rate of Teacher Education Graduates	94%	94%
Percent of Baccalaureate Graduates Who Are First Generation College Graduates	63%	63%
Percent of Incoming Full-time Undergraduate Transfer Students Who Graduate within Four Years	71%	71%
Percent of Incoming Full-time Undergraduate Transfer Students Who Graduate within Two Years	34%	34%
Percent of Lower Division Semester Credit Hours Taught by Tenured or Tenure-Track Faculty	50%	50%
State Licensure Pass Rate of Nursing Graduates	90%	92%
Dollar Value of External or Sponsored Research Funds (in Millions)	7	8
A.1.1. Strategy: OPERATIONS SUPPORT		
Efficiencies:		
Administrative Cost as a Percent of Total Expenditures	9.8%	9.8%

TEXAS A&M UNIVERSITY - COMMERCE
(Continued)

- 3. Institute for Competency Based Education.** Out of funds appropriated to Texas A&M University - Commerce in Strategy C.2.2, Institute for Competency Based Education, \$743,500 in General Revenue in fiscal year 2016 and \$743,500 in General Revenue in fiscal year 2017 will be used for the Institute for Competency Based Education.

¹ Incorporates Article III, Special Provisions Relating Only to State Agencies of Higher Education, §60, relating to Texas Collegiate License Plate Scholarships, resulting in an increase of \$1,197 in FY 2016 and \$1,197 in FY 2017 out of the License Plate Trust Fund Account No. 802.

TEXAS A&M UNIVERSITY - TEXARKANA

	For the Years Ending	
	August 31, 2016	August 31, 2017
Method of Financing:		
General Revenue Fund	\$ 18,118,195	\$ 17,970,330
<u>General Revenue Fund - Dedicated</u>		
Estimated Board Authorized Tuition Increases Account No. 704	538,828	538,828
Estimated Other Educational and General Income Account No. 770	1,797,337	1,844,138
Subtotal, General Revenue Fund - Dedicated	<u>\$ 2,336,165</u>	<u>\$ 2,382,966</u>
Total, Method of Financing	<u>\$ 20,454,360</u>	<u>\$ 20,353,296</u>
Items of Appropriation:		
1. Educational and General State Support	\$ 20,454,360	\$ 20,353,296
Grand Total, TEXAS A&M UNIVERSITY - TEXARKANA	<u>\$ 20,454,360</u>	<u>\$ 20,353,296</u>

This bill pattern represents an estimated 52.4% of this agency's estimated total available funds for the biennium.

Number of Full-Time-Equivalents (FTE)- Appropriated Funds	203.0	203.0
--	-------	-------

- 1. Informational Listing of Appropriated Funds.** The appropriations made above for Educational and General State Support are subject to the special and general provisions of this Act and include the following amounts for the purposes indicated.

A. Goal: INSTRUCTION/OPERATIONS		
Provide Instructional and Operations Support.		
A.1.1. Strategy: OPERATIONS SUPPORT	\$ 4,783,593	\$ 4,783,592
A.1.2. Strategy: TEACHING EXPERIENCE SUPPLEMENT	\$ 207,332	\$ 207,332
A.1.3. Strategy: STAFF GROUP INSURANCE PREMIUMS	\$ 298,805	\$ 320,228
A.1.4. Strategy: TEXAS PUBLIC EDUCATION GRANTS	<u>\$ 377,238</u>	<u>\$ 386,647</u>
Total, Goal A: INSTRUCTION/OPERATIONS	<u>\$ 5,666,968</u>	<u>\$ 5,697,799</u>
B. Goal: INFRASTRUCTURE SUPPORT		
Provide Infrastructure Support.		
B.1.1. Strategy: E&G SPACE SUPPORT	\$ 970,277	\$ 970,276
Educational and General Space Support.		
B.1.2. Strategy: TUITION REVENUE BOND RETIREMENT	\$ 5,870,230	\$ 5,868,345
B.1.3. Strategy: LEASE OF FACILITIES	\$ 1,203	\$ 1,203
B.1.4. Strategy: SMALL INSTITUTION SUPPLEMENT	<u>\$ 750,000</u>	<u>\$ 750,000</u>
Total, Goal B: INFRASTRUCTURE SUPPORT	<u>\$ 7,591,710</u>	<u>\$ 7,589,824</u>

TEXAS A&M UNIVERSITY - TEXARKANA
(Continued)

C. Goal: SPECIAL ITEM SUPPORT

Provide Special Item Support.

C.1.1. Strategy: ACADEMIC PROGRAMS	\$ 714,879	\$ 714,875
C.1.2. Strategy: NURSING PROGRAM	\$ 900,000	\$ 900,000
C.2.1. Strategy: NE TEXAS EDUCATION PARTNERSHIP Northeast Texas Education Partnership.	\$ 36,666	\$ 36,666
C.2.2. Strategy: STUDENT SUCCESS PROGRAM	\$ 890,000	\$ 760,000
C.3.1. Strategy: INSTITUTIONAL ENHANCEMENT	\$ 2,474,115	\$ 2,474,110
C.3.2. Strategy: DOWNWARD EXPANSION	<u>\$ 2,173,534</u>	<u>\$ 2,173,534</u>
Total, Goal C: SPECIAL ITEM SUPPORT	<u>\$ 7,189,194</u>	<u>\$ 7,059,185</u>

D. Goal: RESEARCH FUNDS

D.1.1. Strategy: COMPREHENSIVE RESEARCH FUND	\$ 6,488	\$ 6,488
---	----------	----------

Grand Total, TEXAS A&M UNIVERSITY - TEXARKANA	<u>\$ 20,454,360</u>	<u>\$ 20,353,296</u>
--	----------------------	----------------------

Object-of-Expense Informational Listing:

Salaries and Wages	\$ 3,958,922	\$ 3,976,894
Other Personnel Costs	136,112	58,093
Faculty Salaries (Higher Education Only)	6,596,228	6,359,584
Professional Fees and Services	189,287	402,937
Utilities	0	90,160
Travel	17,760	2,213
Rent - Building	1,203	1,203
Rent - Machine and Other	66	0
Debt Service	5,870,230	5,868,345
Other Operating Expense	3,227,070	3,122,700
Client Services	80,244	84,520
Grants	<u>377,238</u>	<u>386,647</u>

Total, Object-of-Expense Informational Listing	<u>\$ 20,454,360</u>	<u>\$ 20,353,296</u>
---	----------------------	----------------------

Estimated Allocations for Employee Benefits and Debt Service Appropriations Made Elsewhere in this Act:

Employee Benefits

Retirement	\$ 768,474	\$ 783,843
Group Insurance	1,626,099	1,742,691
Social Security	<u>763,507</u>	<u>794,048</u>

Subtotal, Employee Benefits	<u>\$ 3,158,080</u>	<u>\$ 3,320,582</u>
-----------------------------	---------------------	---------------------

Total, Estimated Allocations for Employee Benefits and Debt Service Appropriations Made Elsewhere in this Act	<u>\$ 3,158,080</u>	<u>\$ 3,320,582</u>
--	---------------------	---------------------

2. **Performance Measure Targets.** The following is a listing of the key performance target levels for the Texas A&M University - Texarkana. It is the intent of the Legislature that appropriations made by this Act be utilized in the most efficient and effective manner possible to achieve the intended mission of the Texas A&M University - Texarkana. In order to achieve the objectives and service standards established by this Act, the Texas A&M University - Texarkana shall make every effort to attain the following designated key performance target levels associated with each item of appropriation.

	<u>2016</u>	<u>2017</u>
A. Goal: INSTRUCTION/OPERATIONS		
Outcome (Results/Impact):		
Percent of First-time, Full-time, Degree-seeking Freshmen Who Earn a Baccalaureate Degree within Six Academic Years	40%	42%
Percent of First-time, Full-time, Degree-seeking Freshmen Who Earn a Baccalaureate Degree within Four Academic Years	30%	32%
Persistence Rate of First-time, Full-time, Degree-seeking Freshmen Students after One Academic Year	59%	59%
Certification Rate of Teacher Education Graduates	92%	92%
Percent of Baccalaureate Graduates Who Are First Generation College Graduates	42%	44%
Percent of Incoming Full-time Undergraduate Transfer Students Who Graduate within Four Years	79%	79%

TEXAS A&M UNIVERSITY - TEXARKANA
(Continued)

Percent of Incoming Full-time Undergraduate Transfer Students Who Graduate within Two Years	42%	42%
Percent of Lower Division Semester Credit Hours Taught by Tenured or Tenure-Track Faculty	64%	64%
Dollar Value of External or Sponsored Research Funds (in Millions)	0.03	0.03
A.1.1. Strategy: OPERATIONS SUPPORT		
Efficiencies:		
Administrative Cost as a Percent of Total Expenditures	9.2%	9.2%
3. Scholarship Match.	Out of the funds appropriated above, funds may be used to provide a match for funds collected by a two dollar per semester credit hour fee for a student endowment scholarship and internship program adopted by student referendum, pursuant to Education Code §56.242.	
4. Transition Funding - Texas A&M University - Texarkana.	It is the intent of the Legislature that non-formula General Revenue operations funding in Strategy C.3.2, Downward Expansion for Texas A&M University - Texarkana will be phased out as formula funding increases until the institution reaches 6,000 full time student equivalents.	
5. Student Success Program.	Out of funds appropriated to Texas A&M University - Texarkana in Strategy C.2.2, Student Success Program, \$890,000 in General Revenue in fiscal year 2016 and \$760,000 in General Revenue in fiscal year 2017 will be used for the Student Success Program.	
6. Nursing Program.	Out of funds appropriated to Texas A&M University - Texarkana in Strategy C.1.2, Nursing Program, \$900,000 in General Revenue in fiscal year 2016 and \$900,000 in General Revenue in fiscal year 2017 will be used for the Nursing Program.	

UNIVERSITY OF HOUSTON SYSTEM ADMINISTRATION

	For the Years Ending	
	August 31, 2016	August 31, 2017
Method of Financing:		
General Revenue Fund	\$ 24,492,300	\$ 24,507,915
License Plate Trust Fund Account No. 0802 ¹	<u>11,238</u>	<u>11,238</u>
Total, Method of Financing	<u>\$ 24,503,538</u>	<u>\$ 24,519,153</u>
Items of Appropriation:		
1. Educational and General State Support	\$ 24,503,538	\$ 24,519,153
Grand Total, UNIVERSITY OF HOUSTON SYSTEM ADMINISTRATION	<u>\$ 24,503,538</u>	<u>\$ 24,519,153</u>

This bill pattern represents an estimated 72.2% of this agency's estimated total available funds for the biennium.

Number of Full-Time-Equivalents (FTE)-Appropriated Funds	14.1	14.1
---	------	------

1. Informational Listing of Appropriated Funds. The appropriations made above for Educational and General State Support are subject to the special and general provisions of this Act and include the following amounts for the purposes indicated.

A. Goal: INSTRUCTION/OPERATIONS		
Provide Instructional and Operations Support.		
A.1.1. Strategy: SYSTEM OFFICE OPERATIONS¹	\$ 1,436,238	\$ 1,436,238
B. Goal: INFRASTRUCTURE SUPPORT		
Provide Infrastructure Support.		
B.1.1. Strategy: UH TUITION REVENUE BOND RETIREMENT	\$ 9,852,540	\$ 9,862,193
University of Houston Tuition Revenue Bond Retirement.		

UNIVERSITY OF HOUSTON SYSTEM ADMINISTRATION
(Continued)

B.1.2. Strategy: UH CLEAR LAKE REV BOND RETIREMENT University of Houston Clear Lake Tuition Revenue Bond Retirement.	\$ 2,788,207	\$ 2,793,602
B.1.3. Strategy: UH DOWNTOWN REVENUE BOND RETIREMENT University of Houston Downtown Tuition Revenue Bond Retirement.	\$ 5,957,037	\$ 5,959,795
B.1.4. Strategy: UH VICTORIA REVENUE BOND RETIREMENT University of Houston Victoria Tuition Revenue Bond Retirement.	<u>\$ 3,757,555</u>	<u>\$ 3,755,364</u>
Total, Goal B: INFRASTRUCTURE SUPPORT	<u>\$ 22,355,339</u>	<u>\$ 22,370,954</u>
C. Goal: SPECIAL ITEM SUPPORT Provide Special Item Support.		
C.1.1. Strategy: NASA PROGRAMS High School Cooperative Education Program w/NASA & Tech Outreach Pgm.	\$ 711,961	\$ 711,961
Grand Total, UNIVERSITY OF HOUSTON SYSTEM ADMINISTRATION	<u>\$ 24,503,538</u>	<u>\$ 24,519,153</u>
Object-of-Expense Informational Listing:		
Salaries and Wages	\$ 1,414,103	\$ 1,414,103
Other Personnel Costs	30	30
Debt Service	15,072,878	14,030,641
Other Operating Expense	7,546,958	8,604,810
Client Services	<u>469,569</u>	<u>469,569</u>
Total, Object-of-Expense Informational Listing	<u>\$ 24,503,538</u>	<u>\$ 24,519,153</u>
Estimated Allocations for Employee Benefits and Debt Service Appropriations Made Elsewhere in this Act:		
<u>Employee Benefits</u>		
Retirement	\$ 389,917	\$ 389,917
Group Insurance	331,060	354,796
Social Security	<u>112,522</u>	<u>117,023</u>
Subtotal, Employee Benefits	<u>\$ 833,499</u>	<u>\$ 861,736</u>
Total, Estimated Allocations for Employee Benefits and Debt Service Appropriations Made Elsewhere in this Act	<u>\$ 833,499</u>	<u>\$ 861,736</u>

2. **Governing Board.** Out of the funds appropriated above, an amount not to exceed \$175,000 in each year of the biennium shall be for all expenses associated with the governing board's duties including, but not limited to: travel, entertainment, lodging, and expenses of state employees who provide services for the governing board.

A separate record of the board's expenditures shall be kept and retained in the same manner as the fiscal records of the institution(s) the board governs. No funds may be used for the governing board's expenses except for the specific amounts designated above. Funds appropriated for the governing board's expenses may be used for any other purpose covered by this Act.

¹ Incorporates Article III, Special Provisions Relating Only to State Agencies of Higher Education, §60, relating to Texas Collegiate License Plate Scholarships, resulting in an increase of \$11,238 in FY 2016 and \$11,238 in FY 2017 out of the License Plate Trust Fund Account No. 802.

UNIVERSITY OF HOUSTON

	For the Years Ending	
	August 31, 2016	August 31, 2017
Method of Financing:		
General Revenue Fund	\$ 155,572,273	\$ 155,655,428
<u>General Revenue Fund - Dedicated</u>		
Estimated Board Authorized Tuition Increases Account No. 704	13,848,971	13,848,971
Estimated Other Educational and General Income Account No. 770	64,366,367	65,124,346
Subtotal, General Revenue Fund - Dedicated	<u>\$ 78,215,338</u>	<u>\$ 78,973,317</u>
License Plate Trust Fund Account No. 0802 ¹	<u>3,349</u>	<u>3,349</u>
Total, Method of Financing	<u>\$ 233,790,960</u>	<u>\$ 234,632,094</u>
Items of Appropriation:		
1. Educational and General State Support	\$ 233,790,960	\$ 234,632,094
Grand Total, UNIVERSITY OF HOUSTON	<u>\$ 233,790,960</u>	<u>\$ 234,632,094</u>
 This bill pattern represents an estimated 22.1% of this agency's estimated total available funds for the biennium.		
Number of Full-Time-Equivalents (FTE)-Appropriated Funds		
	2,544.7	2,544.7
 1. Informational Listing of Appropriated Funds. The appropriations made above for Educational and General State Support are subject to the special and general provisions of this Act and include the following amounts for the purposes indicated.		
A. Goal: INSTRUCTION/OPERATIONS Provide Instructional and Operations Support.		
A.1.1. Strategy: OPERATIONS SUPPORT	\$ 159,949,875	\$ 159,949,875
A.1.2. Strategy: TEACHING EXPERIENCE SUPPLEMENT	\$ 2,484,466	\$ 2,484,466
A.1.3. Strategy: STAFF GROUP INSURANCE PREMIUMS	\$ 10,440,322	\$ 11,188,533
A.1.4. Strategy: WORKERS' COMPENSATION INSURANCE	\$ 349,930	\$ 349,930
A.1.5. Strategy: TEXAS PUBLIC EDUCATION GRANTS	<u>\$ 7,537,549</u>	<u>\$ 7,630,472</u>
Total, Goal A: INSTRUCTION/OPERATIONS	<u>\$ 180,762,142</u>	<u>\$ 181,603,276</u>
 B. Goal: INFRASTRUCTURE SUPPORT Provide Infrastructure Support.		
B.1.1. Strategy: E&G SPACE SUPPORT Educational and General Space Support.	\$ 25,546,584	\$ 25,546,584
 C. Goal: SPECIAL ITEM SUPPORT Provide Special Item Support.		
C.1.1. Strategy: COMPLEX SYSTEMS RESEARCH CLUSTER	\$ 690,000	\$ 690,000
C.1.2. Strategy: ENERGY RESEARCH CLUSTER	\$ 3,567,500	\$ 3,567,500
C.1.3. Strategy: HOBBY SCHOOL OF PUBLIC AFFAIRS William P. Hobby School of Public Affairs.	\$ 2,200,000	\$ 2,200,000
C.2.1. Strategy: SMALL BUSINESS DEVELOPMENT University of Houston Small Business Development Center.	\$ 3,377,767	\$ 3,377,767
C.2.2. Strategy: HEALTH SCIENCES RESEARCH CLUSTER	\$ 2,217,500	\$ 2,217,500
C.2.3. Strategy: EDUCATION & COMMUNITY ADVANCEMENT Education and Community Advancement.	\$ 1,151,509	\$ 1,151,509
C.3.1. Strategy: INSTITUTIONAL ENHANCEMENT¹	<u>\$ 3,390,550</u>	<u>\$ 3,390,550</u>
Total, Goal C: SPECIAL ITEM SUPPORT	<u>\$ 16,594,826</u>	<u>\$ 16,594,826</u>
 D. Goal: RESEARCH FUNDS		
D.1.1. Strategy: CORE RESEARCH SUPPORT	\$ 10,887,408	\$ 10,887,408
Grand Total, UNIVERSITY OF HOUSTON	<u>\$ 233,790,960</u>	<u>\$ 234,632,094</u>

UNIVERSITY OF HOUSTON
(Continued)

Object-of-Expense Informational Listing:

Salaries and Wages	\$ 97,141,000	\$ 98,283,447
Other Personnel Costs	3,062,327	2,928,105
Faculty Salaries (Higher Education Only)	94,038,124	93,797,925
Professional Salaries - Faculty Equivalent (Higher Education Only)	4,299,706	1,919,673
Professional Fees and Services	228,292	173,839
Fuels and Lubricants	58,966	57,465
Consumable Supplies	764,777	396,154
Utilities	414,958	289,000
Travel	18,571	20,358
Rent - Building	14,641	14,679
Rent - Machine and Other	312,764	84,351
Other Operating Expense	22,170,075	27,452,127
Client Services	2,054	2,060
Grants	7,537,549	7,630,472
Capital Expenditures	<u>3,727,156</u>	<u>1,582,439</u>
Total, Object-of-Expense Informational Listing	<u>\$ 233,790,960</u>	<u>\$ 234,632,094</u>

Estimated Allocations for Employee Benefits and Debt Service Appropriations Made Elsewhere in this Act:

Employee Benefits

Retirement	\$ 12,073,547	\$ 12,073,547
Group Insurance	17,498,272	18,752,223
Social Security	<u>13,920,605</u>	<u>14,477,430</u>
Subtotal, Employee Benefits	<u>\$ 43,492,424</u>	<u>\$ 45,303,200</u>

Total, Estimated Allocations for Employee Benefits and Debt Service Appropriations Made Elsewhere in this Act

\$ 43,492,424 \$ 45,303,200

2. **Performance Measure Targets.** The following is a listing of the key performance target levels for the University of Houston. It is the intent of the Legislature that appropriations made by this Act be utilized in the most efficient and effective manner possible to achieve the intended mission of the University of Houston. In order to achieve the objectives and service standards established by this Act, the University of Houston shall make every effort to attain the following designated key performance target levels associated with each item of appropriation.

	<u>2016</u>	<u>2017</u>
A. Goal: INSTRUCTION/OPERATIONS		
Outcome (Results/Impact):		
Percent of First-time, Full-time, Degree-seeking Freshmen Who Earn a Baccalaureate Degree within Six Academic Years	50%	51%
Percent of First-time, Full-time, Degree-seeking Freshmen Who Earn a Baccalaureate Degree within Four Academic Years	23%	24%
Persistence Rate of First-time, Full-time, Degree-seeking Freshmen Students after One Academic Year	87%	88%
Certification Rate of Teacher Education Graduates	93%	93%
Percent of Baccalaureate Graduates Who Are First Generation College Graduates	52%	52%
Percent of Incoming Full-time Undergraduate Transfer Students Who Graduate within Four Years	57%	57%
Percent of Incoming Full-time Undergraduate Transfer Students Who Graduate within Two years	21%	21%
Percent of Lower Division Semester Credit Hours Taught by Tenured or Tenure-Track Faculty	35%	35%
State Licensure Pass Rate of Law Graduates	92%	92%
State Licensure Pass Rate of Engineering Graduates	88%	90%
State Licensure Pass Rate of Pharmacy Graduates	100%	100%
Dollar Value of External or Sponsored Research Funds (in Millions)	113	113
A.1.1. Strategy: OPERATIONS SUPPORT		
Efficiencies:		
Administrative Cost as a Percent of Total Expenditures	5.5%	5.5%

UNIVERSITY OF HOUSTON
(Continued)

3. **Texas Optometry Career Opportunities Program.** The University of Houston may allocate and use any donations, gifts, or endowments received by the University of Houston for the establishment and operation of the Texas Optometry Career Opportunities Program.
4. **William P. Hobby School of Public Affairs.** Out of funds appropriated to the University of Houston in Strategy C.1.3, William P. Hobby School of Public Affairs, \$200,000 in General Revenue in fiscal year 2016 and \$200,000 in General Revenue in fiscal year 2017 will be used by the William P. Hobby School of Public Affairs to analyze demographic, economic, and related data on markets and other factors impacting Houston, the Houston region, and other parts of Texas.

¹ Incorporates Article III, Special Provisions Relating Only to State Agencies of Higher Education, §60, relating to Texas Collegiate License Plate Scholarships, resulting in an increase of \$3,349 in FY 2016 and \$3,349 in FY 2017 out of the License Plate Trust Fund Account No. 802.

UNIVERSITY OF HOUSTON - CLEAR LAKE

	For the Years Ending	
	August 31, 2016	August 31, 2017
Method of Financing:		
General Revenue Fund	\$ 29,037,109	\$ 28,977,616
<u>General Revenue Fund - Dedicated</u>		
Estimated Board Authorized Tuition Increases Account No. 704	2,049,150	2,049,150
Estimated Other Educational and General Income Account No. 770	13,897,805	14,114,160
Subtotal, General Revenue Fund - Dedicated	\$ 15,946,955	\$ 16,163,310
License Plate Trust Fund Account No. 0802 ¹	2,517	2,517
Total, Method of Financing	\$ 44,986,581	\$ 45,143,443
Items of Appropriation:		
1. Educational and General State Support	\$ 44,986,581	\$ 45,143,443
Grand Total, UNIVERSITY OF HOUSTON - CLEAR LAKE	\$ 44,986,581	\$ 45,143,443

This bill pattern represents an estimated 37.7% of this agency's estimated total available funds for the biennium.

Number of Full-Time-Equivalents (FTE)-Appropriated Funds	489.0	489.0
---	-------	-------

1. **Informational Listing of Appropriated Funds.** The appropriations made above for Educational and General State Support are subject to the special and general provisions of this Act and include the following amounts for the purposes indicated.

A. Goal: INSTRUCTION/OPERATIONS

Provide Instructional and Operations Support.

A.1.1. Strategy: OPERATIONS SUPPORT	\$ 30,874,498	\$ 30,874,498
A.1.2. Strategy: TEACHING EXPERIENCE SUPPLEMENT	\$ 669,003	\$ 669,003
A.1.3. Strategy: STAFF GROUP INSURANCE PREMIUMS	\$ 1,890,146	\$ 2,025,637
A.1.4. Strategy: WORKERS' COMPENSATION INSURANCE	\$ 193,454	\$ 193,454
A.1.5. Strategy: TEXAS PUBLIC EDUCATION GRANTS	\$ 1,359,968	\$ 1,381,338
Total, Goal A: INSTRUCTION/OPERATIONS	\$ 34,987,069	\$ 35,143,930

B. Goal: INFRASTRUCTURE SUPPORT

Provide Infrastructure Support.

B.1.1. Strategy: E&G SPACE SUPPORT	\$ 3,622,669	\$ 3,622,670
Educational and General Space Support.		

UNIVERSITY OF HOUSTON - CLEAR LAKE

(Continued)

B.1.2. Strategy: SMALL INSTITUTION SUPPLEMENT	\$ 200,250	\$ 200,250
Total, Goal B: INFRASTRUCTURE SUPPORT	\$ 3,822,919	\$ 3,822,920
C. Goal: SPECIAL ITEM SUPPORT		
Provide Special Item Support.		
C.1.1. Strategy: DOWNWARD EXPANSION	\$ 3,250,000	\$ 3,250,000
C.2.1. Strategy: HIGH TECHNOLOGIES LABORATORY	\$ 41,864	\$ 41,864
C.2.2. Strategy: ENVIRONMENTAL STUDIES PARTNERSHIP	\$ 302,368	\$ 302,368
Houston Partnership for Environmental Studies.		
C.2.3. Strategy: CENTER FOR AUTISM	\$ 200,000	\$ 200,000
Center for Autism and Developmental Disabilities.		
C.3.1. Strategy: INSTITUTIONAL ENHANCEMENT ¹	\$ 2,277,483	\$ 2,277,483
Total, Goal C: SPECIAL ITEM SUPPORT	\$ 6,071,715	\$ 6,071,715
D. Goal: RESEARCH FUNDS		
D.1.1. Strategy: COMPREHENSIVE RESEARCH FUND	\$ 104,878	\$ 104,878
Grand Total, UNIVERSITY OF HOUSTON - CLEAR LAKE	\$ 44,986,581	\$ 45,143,443
Object-of-Expense Informational Listing:		
Salaries and Wages	\$ 14,630,476	\$ 14,661,426
Other Personnel Costs	744,319	635,844
Faculty Salaries (Higher Education Only)	18,801,970	19,129,671
Professional Fees and Services	8,598	0
Consumable Supplies	21,113	0
Utilities	1,141,174	880,024
Rent - Machine and Other	959	0
Other Operating Expense	8,278,004	8,455,140
Grants	1,359,968	1,381,338
Total, Object-of-Expense Informational Listing	\$ 44,986,581	\$ 45,143,443
Estimated Allocations for Employee Benefits and Debt Service Appropriations Made Elsewhere in this Act:		
<u>Employee Benefits</u>		
Retirement	\$ 2,132,293	\$ 2,143,273
Group Insurance	3,675,646	3,939,118
Social Security	2,430,150	2,527,356
Subtotal, Employee Benefits	\$ 8,238,089	\$ 8,609,747
Total, Estimated Allocations for Employee Benefits and Debt Service Appropriations Made Elsewhere in this Act	\$ 8,238,089	\$ 8,609,747

2. **Performance Measure Targets.** The following is a listing of the key performance target levels for the University of Houston - Clear Lake. It is the intent of the Legislature that appropriations made by this Act be utilized in the most efficient and effective manner possible to achieve the intended mission of the University of Houston - Clear Lake. In order to achieve the objectives and service standards established by this Act, the University of Houston - Clear Lake shall make every effort to attain the following designated key performance target levels associated with each item of appropriation.

	<u>2016</u>	<u>2017</u>
A. Goal: INSTRUCTION/OPERATIONS		
Outcome (Results/Impact):		
Certification Rate of Teacher Education Graduates	100%	100%
Percent of Baccalaureate Graduates Who Are First Generation College Graduates	49%	49%
Dollar Value of External or Sponsored Research Funds (in Millions)	1.5	1.6
Percent of Incoming Full-time Undergraduate Transfer Students Who Graduate within Four Years	79%	79%
Percent of Incoming Full-time Undergraduate Transfer Students Who Graduate within Two Years	36%	36%

UNIVERSITY OF HOUSTON - CLEAR LAKE
(Continued)

Persistence Rate of First-time, Full-time, Degree-seeking Transfer Students after One Academic Year (Upper-level Institutions Only)	86%	86%
A.1.1. Strategy: OPERATIONS SUPPORT		
Efficiencies:		
Administrative Cost as a Percent of Total Expenditures	11.5%	11.5%

3. **Downward Expansion.** Out of funds appropriated above, \$3,250,000 in General Revenue in fiscal year 2016 and \$3,250,000 in General Revenue in fiscal year 2017 is provided for downward expansion. Any unexpended balances as of August 31, 2016, are hereby appropriated in fiscal year 2017 for the same purpose.
4. **Center for Autism and Developmental Disabilities.** Out of funds appropriated to the University of Houston - Clear Lake, in Strategy C.2.3, Center for Autism and Developmental Disabilities, \$200,000 in General Revenue in fiscal year 2016 and \$200,000 in General Revenue in fiscal year 2017 will be used for the Center for Autism and Developmental Disabilities.

¹ Incorporates Article III, Special Provisions Relating Only to State Agencies of Higher Education, §60, relating to Texas Collegiate License Plate Scholarships, resulting in an increase of \$2,517 in FY 2016 and \$2,517 in FY 2017 out of the License Plate Trust Fund Account No. 802.

UNIVERSITY OF HOUSTON - DOWNTOWN

	For the Years Ending	
	August 31, 2016	August 31, 2017
	<u> </u>	<u> </u>
Method of Financing:		
General Revenue Fund	\$ 23,988,982	\$ 24,025,035
<u>General Revenue Fund - Dedicated</u>		
Estimated Board Authorized Tuition Increases Account No. 704	161,450	161,450
Estimated Other Educational and General Income Account No. 770	17,005,560	17,113,668
Subtotal, General Revenue Fund - Dedicated	<u>\$ 17,167,010</u>	<u>\$ 17,275,118</u>
License Plate Trust Fund Account No. 0802 ¹	<u>8,186</u>	<u>8,186</u>
Total, Method of Financing	<u><u>\$ 41,164,178</u></u>	<u><u>\$ 41,308,339</u></u>
Items of Appropriation:		
1. Educational and General State Support	\$ 41,164,178	\$ 41,308,339
Grand Total, UNIVERSITY OF HOUSTON - DOWNTOWN	<u><u>\$ 41,164,178</u></u>	<u><u>\$ 41,308,339</u></u>

This bill pattern represents an estimated 26.1% of this agency's estimated total available funds for the biennium.

Number of Full-Time-Equivalents (FTE)- Appropriated Funds	433.7	433.7
--	-------	-------

1. **Informational Listing of Appropriated Funds.** The appropriations made above for Educational and General State Support are subject to the special and general provisions of this Act and include the following amounts for the purposes indicated.

A. Goal: INSTRUCTION/OPERATIONS		
Provide Instructional and Operations Support.		
A.1.1. Strategy: OPERATIONS SUPPORT	\$ 27,398,289	\$ 27,398,290
A.1.2. Strategy: TEACHING EXPERIENCE SUPPLEMENT	\$ 1,152,601	\$ 1,152,601
A.1.3. Strategy: STAFF GROUP INSURANCE PREMIUMS	\$ 1,803,752	\$ 1,932,740
A.1.4. Strategy: WORKERS' COMPENSATION INSURANCE	\$ 151,004	\$ 151,004

UNIVERSITY OF HOUSTON - DOWNTOWN
(Continued)

A.1.5. Strategy: TEXAS PUBLIC EDUCATION GRANTS	\$ 2,375,628	\$ 2,390,800
Total, Goal A: INSTRUCTION/OPERATIONS	\$ 32,881,274	\$ 33,025,435
B. Goal: INFRASTRUCTURE SUPPORT Provide Infrastructure Support.		
B.1.1. Strategy: E&G SPACE SUPPORT Educational and General Space Support.	\$ 5,421,973	\$ 5,421,973
C. Goal: SPECIAL ITEM SUPPORT Provide Special Item Support.		
C.1.1. Strategy: COMMUNITY DEVELOPMENT PROJECT	\$ 397,531	\$ 397,531
C.2.1. Strategy: INSTITUTIONAL ENHANCEMENT ¹	\$ 2,296,609	\$ 2,296,609
Total, Goal C: SPECIAL ITEM SUPPORT	\$ 2,694,140	\$ 2,694,140
D. Goal: RESEARCH FUNDS		
D.1.1. Strategy: COMPREHENSIVE RESEARCH FUND	\$ 166,791	\$ 166,791
Grand Total, UNIVERSITY OF HOUSTON - DOWNTOWN	\$ 41,164,178	\$ 41,308,339
Object-of-Expense Informational Listing:		
Salaries and Wages	\$ 13,594,428	\$ 13,610,315
Other Personnel Costs	333,695	310,353
Faculty Salaries (Higher Education Only)	20,211,120	20,218,987
Other Operating Expense	4,251,776	4,380,353
Grants	2,773,159	2,788,331
Total, Object-of-Expense Informational Listing	\$ 41,164,178	\$ 41,308,339
Estimated Allocations for Employee Benefits and Debt Service Appropriations Made Elsewhere in this Act:		
<u>Employee Benefits</u>		
Retirement	\$ 1,963,500	\$ 2,002,770
Group Insurance	3,018,598	3,234,392
Social Security	2,538,097	2,639,621
Subtotal, Employee Benefits	\$ 7,520,195	\$ 7,876,783
Total, Estimated Allocations for Employee Benefits and Debt Service Appropriations Made Elsewhere in this Act	\$ 7,520,195	\$ 7,876,783

2. **Performance Measure Targets.** The following is a listing of the key performance target levels for the University of Houston - Downtown. It is the intent of the Legislature that appropriations made by this Act be utilized in the most efficient and effective manner possible to achieve the intended mission of the University of Houston - Downtown. In order to achieve the objectives and service standards established by this Act, the University of Houston - Downtown shall make every effort to attain the following designated key performance target levels associated with each item of appropriation.

	<u>2016</u>	<u>2017</u>
A. Goal: INSTRUCTION/OPERATIONS		
Outcome (Results/Impact):		
Percent of First-time, Full-time, Degree-seeking Freshmen Who Earn a Baccalaureate Degree within Six Academic Years	20.49%	21.66%
Percent of First-time, Full-time, Degree-seeking Freshmen Who Earn a Baccalaureate Degree within Four Academic Years	3.72%	5%
Persistence Rate of First-time, Full-time, Degree-seeking Freshmen Students after One Academic Year	73%	74%
Certification Rate of Teacher Education Graduates	93%	93%
Percent of Baccalaureate Graduates Who Are First Generation College Graduates	62%	62%
Percent of Incoming Full-time Undergraduate Transfer Students Who Graduate within Four Years	61%	61%
Percent of Incoming Full-time Undergraduate Transfer Students Who Graduate within Two Years	35%	35%

UNIVERSITY OF HOUSTON - DOWNTOWN
(Continued)

Percent of Lower Division Semester Credit Hours Taught by Tenured or Tenure-Track Faculty	48%	48%
Dollar Value of External or Sponsored Research Funds (in Millions)	3.5	4
A.1.1. Strategy: OPERATIONS SUPPORT		
Efficiencies:		
Administrative Cost as a Percent of Total Expenditures	12.5%	12.5%

¹ Incorporates Article III, Special Provisions Relating Only to State Agencies of Higher Education, §60, relating to Texas Collegiate License Plate Scholarships, resulting in an increase of \$8,186 in FY 2016 and \$8,186 in FY 2017 out of the License Plate Trust Fund Account No. 802.

UNIVERSITY OF HOUSTON - VICTORIA

	For the Years Ending	
	August 31, 2016	August 31, 2017
Method of Financing:		
General Revenue Fund	\$ 15,363,462	\$ 15,381,525
<u>General Revenue Fund - Dedicated</u>		
Estimated Board Authorized Tuition Increases Account No. 704	1,044,843	1,044,843
Estimated Other Educational and General Income Account No. 770	4,981,438	5,014,362
Subtotal, General Revenue Fund - Dedicated	<u>\$ 6,026,281</u>	<u>\$ 6,059,205</u>
License Plate Trust Fund Account No. 0802 ¹	<u>899</u>	<u>899</u>
Total, Method of Financing	<u>\$ 21,390,642</u>	<u>\$ 21,441,629</u>
Items of Appropriation:		
1. Educational and General State Support	\$ 21,390,642	\$ 21,441,629
Grand Total, UNIVERSITY OF HOUSTON - VICTORIA	<u>\$ 21,390,642</u>	<u>\$ 21,441,629</u>

This bill pattern represents an estimated 36.7% of this agency's estimated total available funds for the biennium.

Number of Full-Time-Equivalents (FTE)- Appropriated Funds	328.9	328.9
--	-------	-------

1. Informational Listing of Appropriated Funds. The appropriations made above for Educational and General State Support are subject to the special and general provisions of this Act and include the following amounts for the purposes indicated.

A. Goal: INSTRUCTION/OPERATIONS		
Provide Instructional and Operations Support.		
A.1.1. Strategy: OPERATIONS SUPPORT	\$ 12,037,946	\$ 12,037,945
A.1.2. Strategy: TEACHING EXPERIENCE SUPPLEMENT	\$ 347,477	\$ 347,476
A.1.3. Strategy: STAFF GROUP INSURANCE PREMIUMS	\$ 641,717	\$ 687,711
A.1.4. Strategy: WORKERS' COMPENSATION INSURANCE	\$ 58,654	\$ 58,654
A.1.5. Strategy: TEXAS PUBLIC EDUCATION GRANTS	<u>\$ 855,647</u>	<u>\$ 860,642</u>
Total, Goal A: INSTRUCTION/OPERATIONS	<u>\$ 13,941,441</u>	<u>\$ 13,992,428</u>
B. Goal: INFRASTRUCTURE SUPPORT		
Provide Infrastructure Support.		
B.1.1. Strategy: E&G SPACE SUPPORT	\$ 1,829,592	\$ 1,829,592
Educational and General Space Support.		
B.1.2. Strategy: SMALL INSTITUTION SUPPLEMENT	<u>\$ 750,000</u>	<u>\$ 750,000</u>
Total, Goal B: INFRASTRUCTURE SUPPORT	<u>\$ 2,579,592</u>	<u>\$ 2,579,592</u>

UNIVERSITY OF HOUSTON - VICTORIA
(Continued)

C. Goal: SPECIAL ITEM SUPPORT

Provide Special Item Support.

C.1.1. Strategy: MASTER'S DEGREE IN NURSING	\$ 371,250	\$ 371,250
C.1.2. Strategy: DOWNWARD EXPANSION	\$ 2,100,000	\$ 2,100,000
C.2.1. Strategy: CENTER FOR REGIONAL OUTREACH	\$ 168,328	\$ 168,328
C.2.2. Strategy: SMALL BUSINESS DEVELOPMENT CENTER	\$ 236,555	\$ 236,555
C.3.1. Strategy: INSTITUTIONAL ENHANCEMENT ¹	<u>\$ 1,992,160</u>	<u>\$ 1,992,160</u>
Total, Goal C: SPECIAL ITEM SUPPORT	<u>\$ 4,868,293</u>	<u>\$ 4,868,293</u>

D. Goal: RESEARCH FUNDS

D.1.1. Strategy: COMPREHENSIVE RESEARCH FUND	\$ 1,316	\$ 1,316
---	----------	----------

Grand Total, UNIVERSITY OF HOUSTON - VICTORIA	<u>\$ 21,390,642</u>	<u>\$ 21,441,629</u>
--	----------------------	----------------------

Object-of-Expense Informational Listing:

Salaries and Wages	\$ 7,785,161	\$ 8,352,057
Other Personnel Costs	258,452	151,669
Faculty Salaries (Higher Education Only)	8,410,585	8,094,073
Consumable Supplies	858	214
Travel	2,341	0
Other Operating Expense	4,077,598	3,982,974
Grants	<u>855,647</u>	<u>860,642</u>

Total, Object-of-Expense Informational Listing	<u>\$ 21,390,642</u>	<u>\$ 21,441,629</u>
---	----------------------	----------------------

Estimated Allocations for Employee Benefits and Debt Service Appropriations Made Elsewhere in this Act:

Employee Benefits

Retirement	\$ 1,297,173	\$ 1,297,173
Group Insurance	2,026,350	2,171,580
Social Security	<u>1,503,950</u>	<u>1,564,108</u>

Subtotal, Employee Benefits	<u>\$ 4,827,473</u>	<u>\$ 5,032,861</u>
-----------------------------	---------------------	---------------------

Total, Estimated Allocations for Employee Benefits and Debt Service Appropriations Made Elsewhere in this Act	<u>\$ 4,827,473</u>	<u>\$ 5,032,861</u>
--	---------------------	---------------------

2. **Performance Measure Targets.** The following is a listing of the key performance target levels for the University of Houston - Victoria. It is the intent of the Legislature that appropriations made by this Act be utilized in the most efficient and effective manner possible to achieve the intended mission of the University of Houston - Victoria. In order to achieve the objectives and service standards established by this Act, the University of Houston - Victoria shall make every effort to attain the following designated key performance target levels associated with each item of appropriation.

	<u>2016</u>	<u>2017</u>
A. Goal: INSTRUCTION/OPERATIONS		
Outcome (Results/Impact):		
Percent of First-time, Full-time, Degree-seeking Freshmen Who Earn a Baccalaureate Degree within Six Academic Years	36%	36%
Percent of First-time, Full-time, Degree-seeking Freshmen Who Earn a Baccalaureate Degree within Four Academic Years	14%	14%
Persistence Rate of First-time, Full-time, Degree-seeking Freshmen Students after One Academic Year	60%	60%
Certification Rate of Teacher Education Graduates	95%	95%
Percentage of Baccalaureate Graduates Who Are First Generation College Graduates	58%	58%
Percent of Incoming Full-time Undergraduate Transfer Students Who Graduate within Four Years	75%	75%
Percent of Incoming Full-time Undergraduate Transfer Students Who Graduate within Two Years	40%	40%
Percent of Lower Division Semester Credit Hours Taught by Tenured or Tenure-Track Faculty	40%	40%
State Licensure Pass Rate of Nursing Graduates	97%	97%

UNIVERSITY OF HOUSTON - VICTORIA
(Continued)

Dollar Value of External or Sponsored Research Funds (in Millions)	0.04	0.04
A.1.1. Strategy: OPERATIONS SUPPORT		
Efficiencies:		
Administrative Cost as a Percent of Total Expenditures	10.8%	10.8%

3. **Downward Expansion - University of Houston-Victoria.** It is the intent of the legislature that non-formula General Revenue operations funding in Strategy C.1.2, Downward Expansion for the University of Houston-Victoria will be phased out as formula funding increases until the institution reaches 6,000 full-time student equivalents.

¹ Incorporates Article III, Special Provisions Relating Only to State Agencies of Higher Education, §60, relating to Texas Collegiate License Plate Scholarships, resulting in an increase of \$899 in FY 2016 and \$899 in FY 2017 out of the License Plate Trust Fund Account No. 802.

MIDWESTERN STATE UNIVERSITY

	For the Years Ending	
	August 31, 2016	August 31, 2017
Method of Financing:		
General Revenue Fund	\$ 18,462,224	\$ 18,522,721
<u>General Revenue Fund - Dedicated</u>		
Midwestern University Special Mineral Account No. 412, estimated	16,000	16,000
Estimated Board Authorized Tuition Increases Account No. 704	405,000	405,000
Estimated Other Educational and General Income Account No. 770	6,420,947	6,475,220
Subtotal, General Revenue Fund - Dedicated	<u>\$ 6,841,947</u>	<u>\$ 6,896,220</u>
Total, Method of Financing	<u>\$ 25,304,171</u>	<u>\$ 25,418,941</u>
Items of Appropriation:		
1. Educational and General State Support	\$ 25,304,171	\$ 25,418,941
Grand Total, MIDWESTERN STATE UNIVERSITY	<u>\$ 25,304,171</u>	<u>\$ 25,418,941</u>

This bill pattern represents an estimated 27.8% of this agency's estimated total available funds for the biennium.

Number of Full-Time-Equivalents (FTE)- Appropriated Funds	380.0	380.0
--	-------	-------

1. **Informational Listing of Appropriated Funds.** The appropriations made above for Educational and General State Support are subject to the special and general provisions of this Act and include the following amounts for the purposes indicated.

A. Goal: INSTRUCTION/OPERATIONS

Provide Instructional and Operations Support.

A.1.1. Strategy: OPERATIONS SUPPORT	\$ 13,566,933	\$ 13,566,933
A.1.2. Strategy: TEACHING EXPERIENCE SUPPLEMENT	\$ 706,840	\$ 706,839
A.1.3. Strategy: STAFF GROUP INSURANCE PREMIUMS	\$ 1,236,578	\$ 1,325,215
A.1.4. Strategy: WORKERS' COMPENSATION INSURANCE	\$ 33,703	\$ 33,703
A.1.5. Strategy: TEXAS PUBLIC EDUCATION GRANTS	<u>\$ 1,543,355</u>	<u>\$ 1,566,153</u>
Total, Goal A: INSTRUCTION/OPERATIONS	<u>\$ 17,087,409</u>	<u>\$ 17,198,843</u>

B. Goal: INFRASTRUCTURE SUPPORT

Provide Infrastructure Support.

B.1.1. Strategy: E&G SPACE SUPPORT	\$ 2,865,266	\$ 2,865,265
Educational and General Space Support.		
B.1.2. Strategy: TUITION REVENUE BOND RETIREMENT	\$ 2,152,643	\$ 2,155,980

MIDWESTERN STATE UNIVERSITY
(Continued)

B.1.3. Strategy: SMALL INSTITUTION SUPPLEMENT	\$ 661,650	\$ 661,650
Total, Goal B: INFRASTRUCTURE SUPPORT	\$ 5,679,559	\$ 5,682,895
C. Goal: SPECIAL ITEM SUPPORT Provide Special Item Support.		
C.1.1. Strategy: SMALL BUSINESS DEVELOPMENT CENTER	\$ 149,313	\$ 149,313
C.2.1. Strategy: INSTITUTIONAL ENHANCEMENT	\$ 2,346,997	\$ 2,346,997
Total, Goal C: SPECIAL ITEM SUPPORT	\$ 2,496,310	\$ 2,496,310
D. Goal: RESEARCH FUNDS		
D.1.1. Strategy: COMPREHENSIVE RESEARCH FUND	\$ 40,893	\$ 40,893
Grand Total, MIDWESTERN STATE UNIVERSITY	<u>\$ 25,304,171</u>	<u>\$ 25,418,941</u>
Object-of-Expense Informational Listing:		
Salaries and Wages	\$ 5,345,231	\$ 5,324,923
Other Personnel Costs	230,041	231,794
Faculty Salaries (Higher Education Only)	11,694,523	11,714,845
Utilities	18,556	16,788
Debt Service	2,152,643	2,155,980
Other Operating Expense	4,319,822	4,408,458
Grants	<u>1,543,355</u>	<u>1,566,153</u>
Total, Object-of-Expense Informational Listing	<u>\$ 25,304,171</u>	<u>\$ 25,418,941</u>
Estimated Allocations for Employee Benefits and Debt Service Appropriations Made Elsewhere in this Act:		
<u>Employee Benefits</u>		
Retirement	\$ 1,344,186	\$ 1,353,658
Group Insurance	3,451,880	3,699,302
Social Security	<u>1,476,822</u>	<u>1,535,895</u>
Subtotal, Employee Benefits	\$ 6,272,888	\$ 6,588,855
Total, Estimated Allocations for Employee Benefits and Debt Service Appropriations Made Elsewhere in this Act	<u>\$ 6,272,888</u>	<u>\$ 6,588,855</u>

2. **Performance Measure Targets.** The following is a listing of the key performance target levels for the Midwestern State University. It is the intent of the Legislature that appropriations made by this Act be utilized in the most efficient and effective manner possible to achieve the intended mission of the Midwestern State University. In order to achieve the objectives and service standards established by this Act, the Midwestern State University shall make every effort to attain the following designated key performance target levels associated with each item of appropriation.

	<u>2016</u>	<u>2017</u>
A. Goal: INSTRUCTION/OPERATIONS		
Outcome (Results/Impact):		
Percent of First-time, Full-time, Degree-seeking Freshmen Who Earn a Baccalaureate Degree within Six Academic Years	47%	48%
Percent of First-time, Full-time, Degree-seeking Freshmen Who Earn a Baccalaureate Degree within Four Academic Years	24%	25%
Persistence Rate of First-time, Full-time, Degree-seeking Freshmen Students after One Academic Year	75%	75%
Certification Rate of Teacher Education Graduates	97.5%	98%
Percent of Baccalaureate Graduates Who Are First Generation College Graduates	55%	55%
Percent of Incoming Full-time Undergraduate Transfer Students Who Graduate within Four Years	62%	62%
Percent of Incoming Full-time Undergraduate Transfer Students Who Graduate within Two Years	32%	32%
Percent of Lower Division Semester Credit Hours Taught by Tenured or Tenure-Track Faculty	65%	65%

MIDWESTERN STATE UNIVERSITY
(Continued)

State Licensure Pass Rate of Nursing Graduates	88%	88%
Dollar Value of External or Sponsored Research Funds (in Millions)	0.5	0.6
A.1.1. Strategy: OPERATIONS SUPPORT		
Efficiencies:		
Administrative Cost as a Percent of Total Expenditures	9.4%	9.4%

- 3. Governing Board.** Out of the funds appropriated above, an amount not to exceed \$35,000 in each year of the biennium shall be for all expenses associated with the governing board's duties including, but not limited to: travel, entertainment, lodging, and expenses of state employees who provide services for the governing board.

A separate record of the board's expenditures shall be kept and retained in the same manner as the fiscal records of the institution(s) the board governs. No funds may be used for the governing board's expenses except for the specific amounts designated above. Funds appropriated for the governing board's expenses may be used for any other purpose covered by this Act.

- 4. Appropriation of Special Mineral Fund.** Any income during the biennium beginning September 1, 2015, deposited in the Midwestern State University Special Mineral Fund No. 412 is appropriated in the funds above to Midwestern State University for the general operations of the university. Mineral Funds are estimated to be \$16,000 in fiscal year 2016 and \$16,000 in fiscal year 2017.

UNIVERSITY OF NORTH TEXAS SYSTEM ADMINISTRATION

	For the Years Ending	
	August 31, 2016	August 31, 2017
Method of Financing:		
General Revenue Fund	\$ 5,350,223	\$ 6,101,854
<u>General Revenue Fund - Dedicated</u>		
Estimated Board Authorized Tuition Increases Account No. 704	948,000	948,000
Estimated Other Educational and General Income Account No. 770	256,020	256,868
Subtotal, General Revenue Fund - Dedicated	<u>\$ 1,204,020</u>	<u>\$ 1,204,868</u>
Total, Method of Financing	<u><u>\$ 6,554,243</u></u>	<u><u>\$ 7,306,722</u></u>
Items of Appropriation:		
1. Educational and General State Support	\$ 6,554,243	\$ 7,306,722
Grand Total, UNIVERSITY OF NORTH TEXAS SYSTEM ADMINISTRATION	<u><u>\$ 6,554,243</u></u>	<u><u>\$ 7,306,722</u></u>

This bill pattern represents an estimated 49.8% of this agency's estimated total available funds for the biennium.

Number of Full-Time-Equivalents (FTE)- Appropriated Funds	292.5	292.5
--	-------	-------

- 1. Informational Listing of Appropriated Funds.** The appropriations made above for Educational and General State Support are subject to the special and general provisions of this Act and include the following amounts for the purposes indicated.

A. Goal: INSTRUCTION/OPERATIONS		
Provide Instructional and Operations Support.		
A.1.1. Strategy: SYSTEM OFFICE OPERATIONS	\$ 1,425,000	\$ 1,425,000
B. Goal: SPECIAL ITEM SUPPORT		
Provide Special Item Support.		
B.1.1. Strategy: FEDERATION OF NORTH TEXAS UNIV Federation of North Texas Universities.	\$ 45,546	\$ 45,546
B.1.2. Strategy: UNIVERSITIES CENTER AT DALLAS	\$ 425,567	\$ 425,567

UNIVERSITY OF NORTH TEXAS SYSTEM ADMINISTRATION
(Continued)

B.1.3. Strategy: LAW SCHOOL	\$ 2,318,713	\$ 3,065,854
Total, Goal B: SPECIAL ITEM SUPPORT	\$ 2,789,826	\$ 3,536,967
C. Goal: LAW SCHOOL		
C.1.1. Strategy: OPERATIONS SUPPORT	\$ 2,078,966	\$ 2,078,966
C.1.2. Strategy: STAFF GROUP INSURANCE PREMIUMS	\$ 74,283	\$ 79,608
C.1.3. Strategy: TEXAS PUBLIC EDUCATION GRANTS	\$ 43,527	\$ 43,540
C.1.4. Strategy: EDUCATIONAL/GENERAL SPACE SUPPORT	\$ 100,577	\$ 100,577
Educational and General Space Support.		
C.1.5. Strategy: SMALL INSTITUTION SUPPLEMENT	\$ 42,064	\$ 42,064
Total, Goal C: LAW SCHOOL	\$ 2,339,417	\$ 2,344,755
Grand Total, UNIVERSITY OF NORTH TEXAS SYSTEM ADMINISTRATION	<u>\$ 6,554,243</u>	<u>\$ 7,306,722</u>
Object-of-Expense Informational Listing:		
Salaries and Wages	\$ 3,076,577	\$ 3,003,904
Faculty Salaries (Higher Education Only)	142,518	184,456
Other Operating Expense	3,291,621	4,074,822
Grants	<u>43,527</u>	<u>43,540</u>
Total, Object-of-Expense Informational Listing	<u>\$ 6,554,243</u>	<u>\$ 7,306,722</u>
Estimated Allocations for Employee Benefits and Debt Service Appropriations Made Elsewhere in this Act:		
<u>Employee Benefits</u>		
Retirement	\$ 786,571	\$ 818,034
Group Insurance	2,408,152	2,580,610
Social Security	<u>1,549,676</u>	<u>1,611,663</u>
Subtotal, Employee Benefits	\$ 4,744,399	\$ 5,010,307
Total, Estimated Allocations for Employee Benefits and Debt Service Appropriations Made Elsewhere in this Act	<u>\$ 4,744,399</u>	<u>\$ 5,010,307</u>

2. **Governing Board.** Out of the funds appropriated above, an amount not to exceed \$53,000 in each year of the biennium shall be for all expenses associated with the governing board's duties including, but not limited to: travel, entertainment, lodging, and expenses of state employees who provide services for the governing board.

A separate record of the board's expenditures shall be kept and retained in the same manner as the fiscal records of the institution(s) the board governs. No funds may be used for the governing board's expenses except for the specific amounts designated above. Funds appropriated for the governing board's expenses may be used for any other purpose covered by this Act.

3. **Federation of North Texas Area Universities.** The Comptroller of Public Accounts shall pay all warrants drawn on the identified strategy of the Federation of North Texas Area Universities for expenses incurred on federation business regardless of which member institution of the federation the payee is an employee.
4. **Universities Center at Dallas Operating Costs.** Out of funds appropriated above in Strategy B.1.2, Universities Center at Dallas, \$71,250 each year will be used for operating costs of the Universities Center at Dallas.
5. **Law School.** Out of funds appropriated above in Strategy B.1.3, Law School, \$2,318,713 in General Revenue in fiscal year 2016 and \$3,065,854 in fiscal year 2017 shall be used to support operations of the University of North Texas at Dallas College of Law, including the development of a new instructional model for student success.

UNIVERSITY OF NORTH TEXAS

	For the Years Ending	
	August 31, 2016	August 31, 2017
Method of Financing:		
General Revenue Fund	\$ 108,978,512	\$ 109,227,429
<u>General Revenue Fund - Dedicated</u>		
Estimated Board Authorized Tuition Increases Account No. 704	4,890,000	4,890,000
Estimated Other Educational and General Income Account No. 770	45,418,333	45,786,412
Subtotal, General Revenue Fund - Dedicated	<u>\$ 50,308,333</u>	<u>\$ 50,676,412</u>
License Plate Trust Fund Account No. 0802 ¹	<u>7,821</u>	<u>7,821</u>
Total, Method of Financing	<u>\$ 159,294,666</u>	<u>\$ 159,911,662</u>
Items of Appropriation:		
1. Educational and General State Support	\$ 159,294,666	\$ 159,911,662
Grand Total, UNIVERSITY OF NORTH TEXAS	<u>\$ 159,294,666</u>	<u>\$ 159,911,662</u>
This bill pattern represents an estimated 28.3% of this agency's estimated total available funds for the biennium.		
Number of Full-Time-Equivalents (FTE)-Appropriated Funds	2,401.5	2,401.5
1. Informational Listing of Appropriated Funds. The appropriations made above for Educational and General State Support are subject to the special and general provisions of this Act and include the following amounts for the purposes indicated.		
A. Goal: INSTRUCTION/OPERATIONS Provide Instructional and Operations Support.		
A.1.1. Strategy: OPERATIONS SUPPORT	\$ 109,266,779	\$ 109,266,782
A.1.2. Strategy: TEACHING EXPERIENCE SUPPLEMENT	\$ 2,527,901	\$ 2,527,900
A.1.3. Strategy: STAFF GROUP INSURANCE PREMIUMS	\$ 7,752,253	\$ 8,307,960
A.1.4. Strategy: WORKERS' COMPENSATION INSURANCE	\$ 299,138	\$ 299,138
A.1.5. Strategy: TEXAS PUBLIC EDUCATION GRANTS	\$ 6,528,016	\$ 6,601,815
A.1.6. Strategy: ORGANIZED ACTIVITIES	<u>\$ 430,135</u>	<u>\$ 430,135</u>
Total, Goal A: INSTRUCTION/OPERATIONS	<u>\$ 126,804,222</u>	<u>\$ 127,433,730</u>
B. Goal: INFRASTRUCTURE SUPPORT Provide Infrastructure Support.		
B.1.1. Strategy: E&G SPACE SUPPORT Educational and General Space Support.	\$ 17,809,238	\$ 17,809,238
B.1.2. Strategy: TUITION REVENUE BOND RETIREMENT	<u>\$ 7,469,638</u>	<u>\$ 7,457,125</u>
Total, Goal B: INFRASTRUCTURE SUPPORT	<u>\$ 25,278,876</u>	<u>\$ 25,266,363</u>
C. Goal: SPECIAL ITEM SUPPORT Provide Special Item Support.		
C.1.1. Strategy: TEXAS ACADEMY OF MATH AND SCIENCE	\$ 1,865,242	\$ 1,865,243
C.2.1. Strategy: INSTITUTE OF APPLIED SCIENCES	\$ 43,821	\$ 43,821
C.3.1. Strategy: EMERGENCY MANAGEMENT CENTER Center for Studies in Emergency Management.	\$ 35,192	\$ 35,192
C.3.2. Strategy: ED CENTER FOR VOLUNTEERISM	\$ 60,615	\$ 60,615
C.4.1. Strategy: INSTITUTIONAL ENHANCEMENT ¹	<u>\$ 1,977,269</u>	<u>\$ 1,977,269</u>
Total, Goal C: SPECIAL ITEM SUPPORT	<u>\$ 3,982,139</u>	<u>\$ 3,982,140</u>
D. Goal: RESEARCH FUNDS		
D.1.1. Strategy: CORE RESEARCH SUPPORT	\$ 3,229,429	\$ 3,229,429
Grand Total, UNIVERSITY OF NORTH TEXAS	<u>\$ 159,294,666</u>	<u>\$ 159,911,662</u>

UNIVERSITY OF NORTH TEXAS
(Continued)

Object-of-Expense Informational Listing:

Salaries and Wages	\$ 70,466,665	\$ 70,463,230
Other Personnel Costs	514,860	514,723
Faculty Salaries (Higher Education Only)	63,261,834	63,265,807
Professional Salaries - Faculty Equivalent (Higher Education Only)	838,717	838,483
Professional Fees and Services	156,883	156,883
Consumable Supplies	100,654	100,654
Travel	313,766	313,766
Debt Service	7,469,638	7,457,125
Other Operating Expense	8,910,193	9,465,735
Client Services	524,262	524,263
Grants	6,528,016	6,601,815
Capital Expenditures	<u>209,178</u>	<u>209,178</u>
Total, Object-of-Expense Informational Listing	<u>\$ 159,294,666</u>	<u>\$ 159,911,662</u>

Estimated Allocations for Employee Benefits and Debt Service Appropriations Made Elsewhere in this Act:

<u>Employee Benefits</u>		
Retirement	\$ 4,957,176	\$ 5,081,106
Group Insurance	15,344,258	16,444,157
Social Security	<u>7,101,288</u>	<u>7,385,339</u>
Subtotal, Employee Benefits	<u>\$ 27,402,722</u>	<u>\$ 28,910,602</u>
Total, Estimated Allocations for Employee Benefits and Debt Service Appropriations Made Elsewhere in this Act	<u>\$ 27,402,722</u>	<u>\$ 28,910,602</u>

2. **Performance Measure Targets.** The following is a listing of the key performance target levels for the University of North Texas. It is the intent of the Legislature that appropriations made by this Act be utilized in the most efficient and effective manner possible to achieve the intended mission of the University of North Texas. In order to achieve the objectives and service standards established by this Act, the University of North Texas shall make every effort to attain the following designated key performance target levels associated with each item of appropriation.

	<u>2016</u>	<u>2017</u>
A. Goal: INSTRUCTION/OPERATIONS		
Outcome (Results/Impact):		
Percent of First-time, Full-time, Degree-seeking Freshmen Who Earn a Baccalaureate Degree within Six Academic Years	54%	54%
Percent of First-time, Full-time, Degree-seeking Freshmen Who Earn a Baccalaureate Degree within Four Academic Years	30%	31%
Persistence Rate of First-time, Full-time, Degree-seeking Freshmen Students after One Academic Year	82%	82%
Certification Rate of Teacher Education Graduates	99%	99%
Percent of Baccalaureate Graduates Who Are First Generation College Graduates	58%	58%
Percent of Incoming Full-time Undergraduate Transfer Students Who Graduate within Four Years	68%	68%
Percent of Incoming Full-time Undergraduate Transfer Students Who Graduate within Two Years	36%	36%
Percent of Lower Division Semester Credit Hours Taught by Tenured or Tenure-Track Faculty	34%	34%
State Licensure Pass Rate of Engineering Graduates	75%	75%
Dollar Value of External or Sponsored Research Funds (in Millions)	30.5	34.7
A.1.1. Strategy: OPERATIONS SUPPORT		
Efficiencies:		
Administrative Cost as a Percent of Total Expenditures	5%	5%

3. **Academic or Policy Research Program.** The Board of Regents of the University of North Texas is hereby authorized to use available funds or to enter into contracts, accept grants or matching grants for the purpose of establishing an academic or policy research program in conjunction with the Federal Emergency Management Agency (FEMA).

UNIVERSITY OF NORTH TEXAS
(Continued)

4. **Texas Academy of Mathematics and Science.** Notwithstanding any other provision of this Act, the University of North Texas may not transfer money appropriated under Strategy C.1.1, for the purpose of funding the Texas Academy of Mathematics and Science, for another purpose.

¹ Incorporates Article III, Special Provisions Relating Only to State Agencies of Higher Education, §60, relating to Texas Collegiate License Plate Scholarships, resulting in an increase of \$7,821 in FY 2016 and \$7,821 in FY 2017 out of the License Plate Trust Fund Account No. 802.

UNIVERSITY OF NORTH TEXAS AT DALLAS

	For the Years Ending	
	August 31, 2016	August 31, 2017
Method of Financing:		
General Revenue Fund	\$ 14,422,415	\$ 14,423,886
<u>General Revenue Fund - Dedicated</u>		
Estimated Board Authorized Tuition Increases Account No. 704	215,000	215,000
Estimated Other Educational and General Income Account No. 770	2,162,733	2,171,879
Subtotal, General Revenue Fund - Dedicated	<u>\$ 2,377,733</u>	<u>\$ 2,386,879</u>
Total, Method of Financing	<u>\$ 16,800,148</u>	<u>\$ 16,810,765</u>
Items of Appropriation:		
1. Educational and General State Support	\$ 16,800,148	\$ 16,810,765
Grand Total, UNIVERSITY OF NORTH TEXAS AT DALLAS	<u>\$ 16,800,148</u>	<u>\$ 16,810,765</u>

This bill pattern represents an estimated 56.2% of this agency's estimated total available funds for the biennium.

Number of Full-Time-Equivalents (FTE)-Appropriated Funds	158.4	158.4
---	-------	-------

1. **Informational Listing of Appropriated Funds.** The appropriations made above for Educational and General State Support are subject to the special and general provisions of this Act and include the following amounts for the purposes indicated.

A. Goal: INSTRUCTION/OPERATIONS		
Provide Instructional and Operations Support.		
A.1.1. Strategy: OPERATIONS SUPPORT	\$ 4,900,382	\$ 4,900,382
A.1.2. Strategy: TEACHING EXPERIENCE SUPPLEMENT	\$ 134,838	\$ 134,838
A.1.3. Strategy: STAFF GROUP INSURANCE PREMIUMS	\$ 181,083	\$ 194,045
A.1.4. Strategy: TEXAS PUBLIC EDUCATION GRANTS	<u>\$ 332,891</u>	<u>\$ 334,122</u>
Total, Goal A: INSTRUCTION/OPERATIONS	<u>\$ 5,549,194</u>	<u>\$ 5,563,387</u>
B. Goal: INFRASTRUCTURE SUPPORT		
Provide Infrastructure Support.		
B.1.1. Strategy: E&G SPACE SUPPORT	\$ 897,698	\$ 897,697
Educational and General Space Support.		
B.1.2. Strategy: TUITION REVENUE BOND RETIREMENT	\$ 3,236,700	\$ 3,233,125
B.1.3. Strategy: SMALL INSTITUTION SUPPLEMENT	<u>\$ 707,936</u>	<u>\$ 707,936</u>
Total, Goal B: INFRASTRUCTURE SUPPORT	<u>\$ 4,842,334</u>	<u>\$ 4,838,758</u>
C. Goal: SPECIAL ITEM SUPPORT		
Provide Special Item Support.		
C.1.1. Strategy: TRANSITIONAL FUNDING	\$ 5,906,181	\$ 5,906,181

UNIVERSITY OF NORTH TEXAS AT DALLAS
(Continued)

C.2.1. Strategy: INSTITUTIONAL ENHANCEMENT	\$ 500,000	\$ 500,000
Total, Goal C: SPECIAL ITEM SUPPORT	\$ 6,406,181	\$ 6,406,181
D. Goal: RESEARCH FUNDS		
D.1.1. Strategy: COMPREHENSIVE RESEARCH FUND	\$ 2,439	\$ 2,439
Grand Total, UNIVERSITY OF NORTH TEXAS AT DALLAS	<u>\$ 16,800,148</u>	<u>\$ 16,810,765</u>
Object-of-Expense Informational Listing:		
Salaries and Wages	\$ 5,798,080	\$ 5,798,079
Faculty Salaries (Higher Education Only)	6,041,019	6,041,019
Debt Service	3,236,700	3,233,125
Other Operating Expense	1,391,458	1,404,420
Grants	<u>332,891</u>	<u>334,122</u>
Total, Object-of-Expense Informational Listing	<u>\$ 16,800,148</u>	<u>\$ 16,810,765</u>
Estimated Allocations for Employee Benefits and Debt Service Appropriations Made Elsewhere in this Act:		
<u>Employee Benefits</u>		
Retirement	\$ 666,821	\$ 686,825
Group Insurance	968,388	1,037,690
Social Security	<u>804,445</u>	<u>836,623</u>
Subtotal, Employee Benefits	<u>\$ 2,439,654</u>	<u>\$ 2,561,138</u>
Total, Estimated Allocations for Employee Benefits and Debt Service Appropriations Made Elsewhere in this Act	<u>\$ 2,439,654</u>	<u>\$ 2,561,138</u>

2. **Performance Measure Targets.** The following is a listing of the key performance target levels for the University of North Texas at Dallas. It is the intent of the Legislature that appropriations made by this Act be utilized in the most efficient and effective manner possible to achieve the intended mission of the University of North Texas at Dallas. In order to achieve the objectives and service standards established by this Act, the University of North Texas at Dallas shall make every effort to attain the following designated key performance target levels associated with each item of appropriation.

	<u>2016</u>	<u>2017</u>
A. Goal: INSTRUCTION/OPERATIONS		
Outcome (Results/Impact):		
Percent of First-time, Full-time, Degree-seeking Freshmen Who Earn a Baccalaureate Degree within Six Academic Years	44%	44%
Percent of First-time, Full-time, Degree-seeking Freshmen Who Earn a Baccalaureate Degree within Four Academic Years	36%	36%
Persistence Rate of First-time, Full-time, Degree-seeking Freshmen after One Academic Year	67%	67%
Certification Rate of Teacher Education Graduates	100%	100%
Percent of Baccalaureate Graduates Who Are First Generation College Graduates	78.5%	78.5%
Percent of Incoming Full-time Undergraduate Transfer Students Who Graduate within 4 Years	66%	66%
Percent of Incoming Full-time Undergraduate Transfer Students Who Graduate within Two Years	33%	33%
Percent Lower Division Semester Credit Hours Taught by Tenured or Tenure-Track Faculty	65%	65%
A.1.1. Strategy: OPERATIONS SUPPORT		
Efficiencies:		
Administrative Cost as a Percent of Total Expenditures	15%	15%

3. **Transition Funding - University of North Texas at Dallas.** It is the intent of the legislature that non-formula General Revenue operations funding in Strategy C.1.1, Transitional Funding for the University of North Texas at Dallas will be phased out as formula funding increases until the institution reaches 6,000 full-time student equivalents.

STEPHEN F. AUSTIN STATE UNIVERSITY

	For the Years Ending	
	August 31, 2016	August 31, 2017
Method of Financing:		
General Revenue Fund ¹	\$ 39,613,693	\$ 39,732,191
<u>General Revenue Fund - Dedicated</u>		
Estimated Board Authorized Tuition Increases Account No. 704	850,865	850,865
Estimated Other Educational and General Income Account No. 770	15,831,518	15,930,059
Subtotal, General Revenue Fund - Dedicated	<u>\$ 16,682,383</u>	<u>\$ 16,780,924</u>
License Plate Trust Fund Account No. 0802 ²	<u>7,946</u>	<u>7,946</u>
Total, Method of Financing	<u><u>\$ 56,304,022</u></u>	<u><u>\$ 56,521,061</u></u>
Items of Appropriation:		
1. Educational and General State Support ^{1,2}	\$ 56,304,022	\$ 56,521,061
Grand Total, STEPHEN F. AUSTIN STATE UNIVERSITY	<u><u>\$ 56,304,022</u></u>	<u><u>\$ 56,521,061</u></u>

This bill pattern represents an estimated 23.8% of this agency's estimated total available funds for the biennium.

Number of Full-Time-Equivalents (FTE)-Appropriated Funds	1,074.7	1,074.7
---	---------	---------

1. Informational Listing of Appropriated Funds. The appropriations made above for Educational and General State Support are subject to the special and general provisions of this Act and include the following amounts for the purposes indicated.

A. Goal: INSTRUCTION/OPERATIONS		
Provide Instructional and Operations Support.		
A.1.1. Strategy: OPERATIONS SUPPORT	\$ 31,451,552	\$ 31,451,550
A.1.2. Strategy: TEACHING EXPERIENCE SUPPLEMENT	\$ 1,552,648	\$ 1,552,648
A.1.3. Strategy: STAFF GROUP INSURANCE PREMIUMS	\$ 3,005,893	\$ 3,221,401
A.1.4. Strategy: TEXAS PUBLIC EDUCATION GRANTS	\$ 2,127,360	\$ 2,143,512
A.1.5. Strategy: ORGANIZED ACTIVITIES	<u>\$ 1,066,603</u>	<u>\$ 1,066,603</u>
Total, Goal A: INSTRUCTION/OPERATIONS	<u>\$ 39,204,056</u>	<u>\$ 39,435,714</u>
B. Goal: INFRASTRUCTURE SUPPORT		
Provide Infrastructure Support.		
B.1.1. Strategy: E&G SPACE SUPPORT Educational and General Space Support.	\$ 6,383,345	\$ 6,383,344
B.1.2. Strategy: TUITION REVENUE BOND RETIREMENT	<u>\$ 4,320,006</u>	<u>\$ 4,305,388</u>
Total, Goal B: INFRASTRUCTURE SUPPORT	<u>\$ 10,703,351</u>	<u>\$ 10,688,732</u>
C. Goal: SPECIAL ITEM SUPPORT		
Provide Special Item Support.		
C.1.1. Strategy: RURAL NURSING INITIATIVE	\$ 632,445	\$ 632,445
C.2.1. Strategy: APPLIED FORESTRY STUDIES CENTER Center for Applied Studies in Forestry.	\$ 555,454	\$ 555,454
C.3.1. Strategy: STONE FORT MUSEUM & RESEARCH CENTER Stone Fort Museum and Research Center of East Texas.	\$ 105,874	\$ 105,874
C.3.2. Strategy: SOIL PLANT & WATER ANALYSIS LAB Soil Plant and Water Analysis Laboratory.	\$ 60,394	\$ 60,394
C.3.3. Strategy: APPLIED POULTRY STUDIES & RESEARCH Applied Poultry Studies and Research.	\$ 56,960	\$ 56,960
C.3.4. Strategy: WET CENTER ¹ Waters of East Texas Center.	\$ 0	\$ 0
C.4.1. Strategy: INSTITUTIONAL ENHANCEMENT ²	<u>\$ 4,769,993</u>	<u>\$ 4,769,993</u>
Total, Goal C: SPECIAL ITEM SUPPORT	<u>\$ 6,181,120</u>	<u>\$ 6,181,120</u>

STEPHEN F. AUSTIN STATE UNIVERSITY
(Continued)

D. Goal: RESEARCH FUNDS

D.1.1. Strategy: COMPREHENSIVE RESEARCH FUND \$ 215,495 \$ 215,495

Grand Total, STEPHEN F. AUSTIN STATE UNIVERSITY \$ 56,304,022 \$ 56,521,061

Object-of-Expense Informational Listing:

Salaries and Wages	\$ 17,299,478	\$ 17,999,631
Other Personnel Costs	619,882	598,238
Faculty Salaries (Higher Education Only)	25,483,649	25,075,406
Professional Salaries - Faculty Equivalent (Higher Education Only)	660,344	691,400
Professional Fees and Services	1,232	0
Consumable Supplies	5,363	0
Utilities	2,342,598	2,310,603
Rent - Machine and Other	1,487	0
Debt Service	4,320,006	4,305,388
Other Operating Expense	3,340,712	3,347,232
Grants	2,127,360	2,143,512
Capital Expenditures	<u>101,911</u>	<u>49,651</u>

Total, Object-of-Expense Informational Listing \$ 56,304,022 \$ 56,521,061

Estimated Allocations for Employee Benefits and Debt Service Appropriations Made Elsewhere in this Act:

Employee Benefits

Retirement	\$ 3,795,602	\$ 3,795,602
Group Insurance	7,116,346	7,626,550
Social Security	<u>3,342,963</u>	<u>3,476,681</u>

Subtotal, Employee Benefits \$ 14,254,911 \$ 14,898,833

Total, Estimated Allocations for Employee Benefits and Debt Service Appropriations Made Elsewhere in this Act \$ 14,254,911 \$ 14,898,833

2. Performance Measure Targets. The following is a listing of the key performance target levels for the Stephen F. Austin State University. It is the intent of the Legislature that appropriations made by this Act be utilized in the most efficient and effective manner possible to achieve the intended mission of the Stephen F. Austin State University. In order to achieve the objectives and service standards established by this Act, the Stephen F. Austin State University shall make every effort to attain the following designated key performance target levels associated with each item of appropriation.

	2016	2017
A. Goal: INSTRUCTION/OPERATIONS		
Outcome (Results/Impact):		
Percent of First-time, Full-time, Degree-seeking Freshmen Who Earn a Baccalaureate Degree within Six Academic Years	46%	46%
Percent of First-time, Full-time, Degree-seeking Freshmen Who Earn a Baccalaureate Degree within Four Academic Years	29%	29%
Persistence Rate of First-time, Full-time, Degree-seeking Freshmen Students after One Academic Year	72%	72%
Certification Rate of Teacher Education Graduates	98%	98%
Percent of Baccalaureate Graduates Who Are First Generation College Graduates	48%	48%
Percent of Incoming Full-time Undergraduate Transfer Students Who Graduate within Four Years	74%	74%
Percent of Incoming Full-time Undergraduate Transfer Students Who Graduate within Two Years	33%	33%
Percent of Lower Division Semester Credit Hours Taught by Tenured or Tenure-Track Faculty	59.5%	59.5%
State Licensure Pass Rate of Nursing Graduates	95%	95%
Dollar Value of External or Sponsored Research Funds (in Millions)	5.5	6

STEPHEN F. AUSTIN STATE UNIVERSITY
(Continued)

A.1.1. Strategy: OPERATIONS SUPPORT

Efficiencies:

Administrative Cost as a Percent of Total Expenditures 9.5% 9.5%

- 3. Governing Board.** Out of the funds appropriated above, an amount not to exceed \$30,000 in each year of the biennium shall be for all expenses associated with the governing board's duties including, but not limited to: travel, entertainment, lodging, and expenses of state employees who provide services for the governing board.

A separate record of the board's expenditures shall be kept and retained in the same manner as the fiscal records of the institution(s) the board governs. No funds may be used for the governing board's expenses except for the specific amounts designated above. Funds appropriated for the governing board's expenses may be used for any other purpose covered by this Act.

- 4. Waters of East Texas Center.¹** ~~Out of funds appropriated to Stephen F. Austin State University in Strategy C.3.4, Waters of East Texas Center, \$500,000 in General Revenue in fiscal year 2016 and \$500,000 in General Revenue in fiscal year 2017 will be used for the Waters of East Texas Center.~~

¹ Appropriations referenced in Strategy C.3.4., Waters of East Texas Center, were vetoed, resulting in decreases of \$500,000 in FY 2016 and \$500,000 in FY 2017 out of General Revenue funds. See the Governor's Veto Proclamation.

² Incorporates Article III, Special Provisions Relating Only to State Agencies of Higher Education, §60, relating to Texas Collegiate License Plate Scholarships, resulting in an increase of \$7,946 in FY 2016 and \$7,946 in FY 2017 out of the License Plate Trust Fund Account No. 802.

TEXAS SOUTHERN UNIVERSITY

	For the Years Ending	
	August 31, 2016	August 31, 2017
Method of Financing:		
General Revenue Fund	\$ 51,965,959	\$ 51,603,046
<u>General Revenue Fund - Dedicated</u>		
Estimated Board Authorized Tuition Increases Account No. 704	4,594,497	4,594,497
Estimated Other Educational and General Income Account No. 770	19,206,404	19,400,468
Subtotal, General Revenue Fund - Dedicated	<u>\$ 23,800,901</u>	<u>\$ 23,994,965</u>
License Plate Trust Fund Account No. 0802 ¹	<u>3,536</u>	<u>3,536</u>
Total, Method of Financing	<u>\$ 75,770,396</u>	<u>\$ 75,601,547</u>
Items of Appropriation:		
1. Educational and General State Support	\$ 75,770,396	\$ 75,601,547
Grand Total, TEXAS SOUTHERN UNIVERSITY	<u>\$ 75,770,396</u>	<u>\$ 75,601,547</u>

This bill pattern represents an estimated 33.8% of this agency's estimated total available funds for the biennium.

Number of Full-Time-Equivalents (FTE)-Appropriated Funds 840.2 840.2

- 1. Informational Listing of Appropriated Funds.** The appropriations made above for Educational and General State Support are subject to the special and general provisions of this Act and include the following amounts for the purposes indicated.

TEXAS SOUTHERN UNIVERSITY
(Continued)

A. Goal: INSTRUCTION/OPERATIONS

Provide Instructional and Operations Support.

A.1.1. Strategy: OPERATIONS SUPPORT	\$ 33,621,318	\$ 33,621,318
A.1.2. Strategy: TEACHING EXPERIENCE SUPPLEMENT	\$ 625,530	\$ 625,530
A.1.3. Strategy: STAFF GROUP INSURANCE PREMIUMS	\$ 2,854,706	\$ 3,059,372
A.1.4. Strategy: WORKERS' COMPENSATION INSURANCE	\$ 208,312	\$ 208,312
A.1.5. Strategy: TEXAS PUBLIC EDUCATION GRANTS	\$ 2,706,391	\$ 2,734,701
A.1.6. Strategy: ORGANIZED ACTIVITIES	<u>\$ 77,964</u>	<u>\$ 77,964</u>
Total, Goal A: INSTRUCTION/OPERATIONS	<u>\$ 40,094,221</u>	<u>\$ 40,327,197</u>

B. Goal: INFRASTRUCTURE SUPPORT

Provide Infrastructure Support.

B.1.1. Strategy: E&G SPACE SUPPORT Educational and General Space Support.	\$ 5,879,343	\$ 5,879,343
B.1.2. Strategy: TUITION REVENUE BOND RETIREMENT	\$ 9,595,438	\$ 9,193,613
B.1.3. Strategy: SMALL INSTITUTION SUPPLEMENT	<u>\$ 115,050</u>	<u>\$ 115,050</u>
Total, Goal B: INFRASTRUCTURE SUPPORT	<u>\$ 15,589,831</u>	<u>\$ 15,188,006</u>

C. Goal: SPECIAL ITEM SUPPORT

Provide Special Item Support.

C.1.1. Strategy: THURGOOD MARSHALL SCHOOL OF LAW	\$ 363,444	\$ 363,444
C.1.2. Strategy: ACCREDITATION - BUSINESS Accreditation Continuation - Business.	\$ 54,117	\$ 54,117
C.1.3. Strategy: ACCREDITATION - PHARMACY Accreditation Continuation - Pharmacy.	\$ 54,584	\$ 54,584
C.1.4. Strategy: ACCREDITATION - EDUCATION Accreditation Continuation - Education.	\$ 68,381	\$ 68,381
C.2.1. Strategy: MICKEY LELAND CENTER Mickey Leland Center on World Hunger and Peace.	\$ 52,882	\$ 52,882
C.2.2. Strategy: URBAN REDEVELOPMENT/RENEWAL Urban Redevelopment and Renewal.	\$ 65,625	\$ 65,625
C.2.3. Strategy: TEXAS SUMMER ACADEMY	\$ 328,125	\$ 328,125
C.3.1. Strategy: INSTITUTIONAL ENHANCEMENT ¹	\$ 6,388,556	\$ 6,388,556
C.3.2. Strategy: MIS/FISCAL OPERATIONS Integrated Plan to Improve MIS and Fiscal Operations.	<u>\$ 108,209</u>	<u>\$ 108,209</u>
Total, Goal C: SPECIAL ITEM SUPPORT	<u>\$ 7,483,923</u>	<u>\$ 7,483,923</u>

D. Goal: ACADEMIC DEVELOPMENT INITIATIVE

D.1.1. Strategy: ACADEMIC DEVELOPMENT INITIATIVE	\$ 12,500,000	\$ 12,500,000
---	---------------	---------------

E. Goal: RESEARCH FUNDS

E.1.1. Strategy: COMPREHENSIVE RESEARCH FUND	\$ 102,421	\$ 102,421
---	------------	------------

Grand Total, TEXAS SOUTHERN UNIVERSITY	<u>\$ 75,770,396</u>	<u>\$ 75,601,547</u>
---	----------------------	----------------------

Object-of-Expense Informational Listing:

Salaries and Wages	\$ 23,481,546	\$ 24,270,374
Other Personnel Costs	877,290	1,099,447
Faculty Salaries (Higher Education Only)	28,413,854	27,358,655
Professional Fees and Services	134,886	86,231
Consumable Supplies	102,939	18,871
Utilities	4,327	29,398
Travel	30,814	92,807
Rent - Machine and Other	47,686	0
Debt Service	9,595,438	9,193,613
Other Operating Expense	10,242,183	10,717,450
Grants	2,706,391	2,734,701
Capital Expenditures	<u>133,042</u>	<u>0</u>
Total, Object-of-Expense Informational Listing	<u>\$ 75,770,396</u>	<u>\$ 75,601,547</u>

Estimated Allocations for Employee Benefits and Debt Service Appropriations Made Elsewhere in this Act:

<u>Employee Benefits</u>		
Retirement	\$ 3,470,869	\$ 3,470,869

TEXAS SOUTHERN UNIVERSITY
(Continued)

Group Insurance	5,467,165	5,859,125
Social Security	4,149,876	4,315,871
Subtotal, Employee Benefits	\$ 13,087,910	\$ 13,645,865
Total, Estimated Allocations for Employee Benefits and Debt Service Appropriations Made Elsewhere in this Act	\$ 13,087,910	\$ 13,645,865

2. **Performance Measure Targets.** The following is a listing of the key performance target levels for the Texas Southern University. It is the intent of the Legislature that appropriations made by this Act be utilized in the most efficient and effective manner possible to achieve the intended mission of the Texas Southern University. In order to achieve the objectives and service standards established by this Act, the Texas Southern University shall make every effort to attain the following designated key performance target levels associated with each item of appropriation.

	2016	2017
A. Goal: INSTRUCTION/OPERATIONS		
Outcome (Results/Impact):		
Percent of First-time, Full-time, Degree-seeking Freshmen Who Earn a Baccalaureate Degree within Six Academic Years	23%	26%
Percent of First-time, Full-time, Degree-seeking Freshmen Who Earn a Baccalaureate Degree within Four Academic Years	12%	15%
Persistence Rate of First-time, Full-time, Degree-seeking Freshmen Students after One Academic Year	67%	67%
Certification Rate of Teacher Education Graduates	80%	80%
Percent of Baccalaureate Graduates Who Are First Generation College Graduates	50%	50%
Percent of Incoming Full-time Undergraduate Transfer Students Who Graduate within Four Years	46%	46%
Percent of Incoming Full-time Undergraduate Transfer Students Who Graduate within Two Years	25%	25%
Percent of Lower Division Semester Credit Hours Taught by Tenured or Tenure-Track Faculty	41%	41%
State Licensure Pass Rate of Law Graduates	90%	90%
State Licensure Pass Rate of Pharmacy Graduates	99%	99%
Dollar Value of External or Sponsored Research Funds (in Millions)	6.5	6.5
A.1.1. Strategy: OPERATIONS SUPPORT		
Efficiencies:		
Administrative Cost as a Percent of Total Expenditures	8%	8%

3. **Thurgood Marshall School of Law.** In addition to General Revenue Funds identified above for the operation and maintenance of the Thurgood Marshall School of Law, all tuition and fee revenues generated through enrollment in the School of Law, including Texas Public Education Grants and Emergency Loans under Education Code, Chapter 56 (Student Financial Aid Assistance), shall be allocated for use by the School of Law and may only be expended for purposes related to the operation and maintenance of the School of Law and its students.

4. **Governing Board.** Out of the funds appropriated above, an amount not to exceed \$30,000 in each year of the biennium shall be for all expenses associated with the governing board's duties including, but not limited to: travel, entertainment, lodging, and expenses of state employees who provide services for the governing board.

A separate record of the board's expenditures shall be kept and retained in the same manner as the fiscal records of the institution(s) the board governs. No funds may be used for the governing board's expenses except for the specific amounts designated above. Funds appropriated for the governing board's expenses may be used for any other purpose covered by this Act.

5. **Academic Development Initiative.** Funds appropriated above in Strategy D.1.1, Academic Development Initiative, in the amount of \$12,500,000 in fiscal year 2016 and \$12,500,000 in fiscal year 2017, are to be used for (1) proven academic success programs; (2) existing graduate programs; (3) undergraduate education; and (4) initiatives to target enrollment growth. Not later than November 1 of each fiscal year, the University shall submit to the Texas Southern University Board of Regents, the Texas Higher Education Coordinating Board, the Legislative Budget Board, and the Governor a report describing the use of the funds appropriated that states the goals to be achieved through use of the funds and established timelines and milestones for showing progress in meeting the goals. The report shall include proposed actions to be taken in the event a milestone

TEXAS SOUTHERN UNIVERSITY
(Continued)

is not met. Any unexpended balances as of August 31, 2016, (estimated to be \$0) appropriated by the Legislature for the Academic Development Initiative, are hereby appropriated to Texas Southern University for the fiscal year beginning September 1, 2016.

¹ Incorporates Article III, Special Provisions Relating Only to State Agencies of Higher Education, §60, relating to Texas Collegiate License Plate Scholarships, resulting in an increase of \$3,536 in FY 2016 and \$3,536 in FY 2017 out of the License Plate Trust Fund Account No. 802.

TEXAS TECH UNIVERSITY SYSTEM ADMINISTRATION

	For the Years Ending	
	August 31, 2016	August 31, 2017
Method of Financing:		
General Revenue Fund	\$ 1,425,000	\$ 1,425,000
Total, Method of Financing	\$ 1,425,000	\$ 1,425,000
Items of Appropriation:		
1. Educational and General State Support	\$ 1,425,000	\$ 1,425,000
Grand Total, TEXAS TECH UNIVERSITY SYSTEM ADMINISTRATION	\$ 1,425,000	\$ 1,425,000
 This bill pattern represents an estimated 6.5% of this agency's estimated total available funds for the biennium.		
Number of Full-Time-Equivalents (FTE)- Appropriated Funds	80.0	80.0
 1. Informational Listing of Appropriated Funds. The appropriations made above for Educational and General State Support are subject to the special and general provisions of this Act and include the following amounts for the purposes indicated.		
 A. Goal: INSTRUCTION/OPERATIONS Provide Instructional and Operations Support.		
A.1.1. Strategy: SYSTEM OFFICE OPERATIONS	\$ 1,425,000	\$ 1,425,000
Grand Total, TEXAS TECH UNIVERSITY SYSTEM ADMINISTRATION	\$ 1,425,000	\$ 1,425,000
 Object-of-Expense Informational Listing:		
Salaries and Wages	\$ 1,425,000	\$ 1,425,000
Total, Object-of-Expense Informational Listing	\$ 1,425,000	\$ 1,425,000
 Estimated Allocations for Employee Benefits and Debt Service Appropriations Made Elsewhere in this Act:		
<u>Employee Benefits</u>		
Retirement	\$ 320,107	\$ 320,107
Group Insurance	705,147	755,705
Social Security	336,798	350,269
Subtotal, Employee Benefits	\$ 1,362,052	\$ 1,426,081
 Total, Estimated Allocations for Employee Benefits and Debt Service Appropriations Made Elsewhere in this Act	 \$ 1,362,052	 \$ 1,426,081

TEXAS TECH UNIVERSITY
(Continued)

C. Goal: SPECIAL ITEM SUPPORT

Provide Special Item Support.

C.1.1. Strategy: LIBRARY ARCHIVAL SUPPORT	\$ 533,756	\$ 533,756
C.2.1. Strategy: AGRICULTURAL RESEARCH Research to Enhance Ag Production & Add Value to Ag Products in Texas.	\$ 1,627,268	\$ 1,627,268
C.2.2. Strategy: ENERGY RESEARCH Research in Energy Production and Environmental Protection in Texas.	\$ 689,550	\$ 689,550
C.2.3. Strategy: EMERGING TECHNOLOGIES RESEARCH Research in Emerging Technologies and Economic Development in Texas.	\$ 237,480	\$ 237,480
C.2.4. Strategy: TEXAS WINE/MKTG RESEARCH INSTITUTE ² Texas Wine and Marketing Research Institute.	\$ 150,000	\$ 150,000
C.2.5. Strategy: VITICULTURE AND ENOLOGY PROGRAM ¹	\$ 365,000	\$ 365,000
C.3.1. Strategy: JUNCTION ANNEX OPERATION	\$ 258,346	\$ 258,346
C.3.2. Strategy: HILL COUNTRY EDUCATIONAL NETWORK	\$ 454,219	\$ 454,219
C.3.3. Strategy: SMALL BUSINESS DEVELOPMENT Small Business Development Center.	\$ 1,350,477	\$ 1,350,477
C.3.4. Strategy: MUSEUMS & CENTERS Museums and Historical, Cultural, and Educational Centers.	\$ 1,523,064	\$ 1,523,064
C.3.5. Strategy: CENTER FOR FINANCIAL RESPONSIBILITY	\$ 171,000	\$ 171,000
C.4.1. Strategy: INSTITUTIONAL ENHANCEMENT	<u>\$ 7,157,890</u>	<u>\$ 7,157,890</u>
Total, Goal C: SPECIAL ITEM SUPPORT	<u>\$ 14,518,050</u>	<u>\$ 14,518,050</u>

D. Goal: RESEARCH FUNDS

D.1.1. Strategy: CORE RESEARCH SUPPORT	\$ 11,339,575	\$ 11,339,575
---	---------------	---------------

Grand Total, TEXAS TECH UNIVERSITY	<u>\$ 210,958,531</u>	<u>\$ 211,544,442</u>
---	-----------------------	-----------------------

Object-of-Expense Informational Listing:

Salaries and Wages	\$ 85,426,803	\$ 88,183,473
Other Personnel Costs	2,061,245	2,012,381
Faculty Salaries (Higher Education Only)	93,731,819	91,232,545
Professional Salaries - Faculty Equivalent (Higher Education Only)	1,691,989	1,645,215
Professional Fees and Services	80,805	168,057
Fuels and Lubricants	70,958	58,956
Consumable Supplies	1,261,192	501,075
Utilities	271,246	237,070
Travel	117,112	116,398
Rent - Building	43,875	43,875
Rent - Machine and Other	7,307	7,307
Debt Service	7,161,912	7,166,325
Other Operating Expense	11,154,205	12,430,052
Grants	6,605,611	6,694,283
Capital Expenditures	<u>1,272,452</u>	<u>1,047,430</u>

Total, Object-of-Expense Informational Listing	<u>\$ 210,958,531</u>	<u>\$ 211,544,442</u>
---	-----------------------	-----------------------

**Estimated Allocations for Employee Benefits and Debt
Service Appropriations Made Elsewhere in this Act:**

Employee Benefits

Retirement	\$ 10,095,920	\$ 10,095,920
Group Insurance	19,949,056	21,378,752
Social Security	<u>11,162,056</u>	<u>11,608,538</u>

Subtotal, Employee Benefits	<u>\$ 41,207,032</u>	<u>\$ 43,083,210</u>
-----------------------------	----------------------	----------------------

Total, Estimated Allocations for Employee Benefits and Debt Service Appropriations Made Elsewhere in this Act	<u>\$ 41,207,032</u>	<u>\$ 43,083,210</u>
--	----------------------	----------------------

TEXAS TECH UNIVERSITY
(Continued)

2. **Performance Measure Targets.** The following is a listing of the key performance target levels for the Texas Tech University. It is the intent of the Legislature that appropriations made by this Act be utilized in the most efficient and effective manner possible to achieve the intended mission of the Texas Tech University. In order to achieve the objectives and service standards established by this Act, the Texas Tech University shall make every effort to attain the following designated key performance target levels associated with each item of appropriation.

	2016	2017
A. Goal: INSTRUCTION/OPERATIONS		
Outcome (Results/Impact):		
Percent of First-time, Full-time, Degree-seeking Freshmen Who Earn a Baccalaureate Degree within Six Academic Years	63%	63%
Percent of First-time, Full-time, Degree-seeking Freshmen Who Earn a Baccalaureate Degree within Four Academic Years	38%	38%
Persistence Rate of First-time, Full-time, Degree-seeking Freshmen Students after One Academic Year	84%	84%
Certification Rate of Teacher Education Graduates	98%	98%
Percent of Baccalaureate Graduates Who Are First Generation College Graduates	25%	25%
Percent of Incoming Full-time Undergraduate Transfer Students Who Graduate within Four Years	64%	64%
Percent of Incoming Full-time Undergraduate Transfer Students Who Graduate within Two Years	28%	28%
Percent of Lower Division Semester Credit Hours Taught by Tenured or Tenure-Track Faculty	36%	36%
State Licensure Pass Rate of Law Graduates	94%	94%
State Licensure Pass Rate of Engineering Graduates	93%	93%
Dollar Value of External or Sponsored Research Funds (in Millions)	57.2	57.2
A.1.1. Strategy: OPERATIONS SUPPORT		
Efficiencies:		
Administrative Cost as a Percent of Total Expenditures	6.1%	6.1%

3. **Texas Tech University Museum.** Out of funds appropriated above in Strategy C.3.4. for the Museums and Historical, Cultural and Educational Centers, \$381,995 in fiscal year 2016 and 2017 shall be allocated to the Ranching Heritage Center, and \$263,936 in each fiscal year shall be allocated to the Lubbock Lake Landmark.

¹ Incorporates Article IX, §18.19(b), of this Act, due to enactment of SB 881, 84th Legislature, Regular Session, relating to the dedication of certain wine-related revenue, resulting in increases of \$365,000 out of General Revenue each fiscal year of the biennium.

² Incorporates Article IX, §18.19(c), of this Act, due to enactment of SB 881, 84th Legislature, Regular Session, relating to the dedication of certain wine-related revenue, resulting in increases of \$150,000 out of General Revenue each fiscal year of the biennium.

ANGELO STATE UNIVERSITY

	For the Years Ending	
	August 31, 2016	August 31, 2017
Method of Financing:		
General Revenue Fund	\$ 25,646,766	\$ 25,675,052
<u>General Revenue Fund - Dedicated</u>		
Estimated Board Authorized Tuition Increases Account No. 704	271,000	271,000
Estimated Other Educational and General Income Account No. 770	8,632,535	8,723,462
Subtotal, General Revenue Fund - Dedicated	<u>\$ 8,903,535</u>	<u>\$ 8,994,462</u>
Total, Method of Financing	<u>\$ 34,550,301</u>	<u>\$ 34,669,514</u>

ANGELO STATE UNIVERSITY
(Continued)

Items of Appropriation:

1. Educational and General State Support	\$ 34,550,301	\$ 34,669,514
Grand Total, ANGELO STATE UNIVERSITY	<u>\$ 34,550,301</u>	<u>\$ 34,669,514</u>

This bill pattern represents an estimated 33.2% of this agency's estimated total available funds for the biennium.

**Number of Full-Time-Equivalents (FTE)-
Appropriated Funds**

494.4 494.4

1. Informational Listing of Appropriated Funds. The appropriations made above for Educational and General State Support are subject to the special and general provisions of this Act and include the following amounts for the purposes indicated.

A. Goal: INSTRUCTION/OPERATIONS

Provide Instructional and Operations Support.

A.1.1. Strategy: OPERATIONS SUPPORT	\$ 15,968,677	\$ 15,968,677
A.1.2. Strategy: TEACHING EXPERIENCE SUPPLEMENT	\$ 826,635	\$ 826,635
A.1.3. Strategy: STAFF GROUP INSURANCE PREMIUMS	\$ 1,535,736	\$ 1,645,787
A.1.4. Strategy: TEXAS PUBLIC EDUCATION GRANTS	\$ 1,199,833	\$ 1,211,263
A.1.5. Strategy: ORGANIZED ACTIVITIES	<u>\$ 157,993</u>	<u>\$ 157,993</u>

Total, Goal A: INSTRUCTION/OPERATIONS	<u>\$ 19,688,874</u>	<u>\$ 19,810,355</u>
--	----------------------	----------------------

B. Goal: INFRASTRUCTURE SUPPORT

Provide Infrastructure Support.

B.1.1. Strategy: E&G SPACE SUPPORT Educational and General Space Support.	\$ 3,242,641	\$ 3,242,642
B.1.2. Strategy: TUITION REVENUE BOND RETIREMENT	\$ 2,739,784	\$ 2,737,516
B.1.3. Strategy: SMALL INSTITUTION SUPPLEMENT	<u>\$ 541,650</u>	<u>\$ 541,650</u>

Total, Goal B: INFRASTRUCTURE SUPPORT	<u>\$ 6,524,075</u>	<u>\$ 6,521,808</u>
--	---------------------	---------------------

C. Goal: SPECIAL ITEM SUPPORT

Provide Special Item Support.

C.1.1. Strategy: CENTER FOR ACADEMIC EXCELLENCE	\$ 311,720	\$ 311,720
C.1.2. Strategy: COLLEGE OF NURSING & ALLIED HEALTH College of Nursing & Allied Health-Ctr Rural Health, Wellness & Rehab.	\$ 1,000,000	\$ 1,000,000
C.2.1. Strategy: SMALL BUSINESS DEVELOPMENT CENTER	\$ 147,697	\$ 147,697
C.2.2. Strategy: CENTER FOR FINE ARTS	\$ 40,070	\$ 40,070
C.2.3. Strategy: MGT/INSTRUCTION/RESEARCH CENTER Management, Instruction, and Research Center.	\$ 184,494	\$ 184,494
C.3.1. Strategy: INSTITUTIONAL ENHANCEMENT	\$ 5,535,305	\$ 5,535,304
C.3.2. Strategy: FRESHMAN COLLEGE	<u>\$ 1,100,000</u>	<u>\$ 1,100,000</u>

Total, Goal C: SPECIAL ITEM SUPPORT	<u>\$ 8,319,286</u>	<u>\$ 8,319,285</u>
--	---------------------	---------------------

D. Goal: RESEARCH FUNDS

D.1.1. Strategy: COMPREHENSIVE RESEARCH FUND	\$ 18,066	\$ 18,066
---	-----------	-----------

Grand Total, ANGELO STATE UNIVERSITY	<u>\$ 34,550,301</u>	<u>\$ 34,669,514</u>
---	----------------------	----------------------

Object-of-Expense Informational Listing:

Salaries and Wages	\$ 8,714,766	\$ 9,497,044
Other Personnel Costs	813,400	598,278
Faculty Salaries (Higher Education Only)	16,679,938	16,643,501
Professional Fees and Services	989	0
Fuels and Lubricants	6,465	0
Consumable Supplies	105,090	0
Utilities	465,322	0
Travel	104,205	61,412
Rent - Building	162,243	163,349
Rent - Machine and Other	22,557	26,605
Debt Service	2,739,784	2,737,516
Other Operating Expense	3,512,764	3,730,546

ANGELO STATE UNIVERSITY
(Continued)

Grants	1,199,833	1,211,263
Capital Expenditures	22,945	0
Total, Object-of-Expense Informational Listing	\$ 34,550,301	\$ 34,669,514

Estimated Allocations for Employee Benefits and Debt Service Appropriations Made Elsewhere in this Act:

<u>Employee Benefits</u>		
Retirement	\$ 1,787,236	\$ 1,783,819
Group Insurance	5,126,716	5,494,079
Social Security	1,979,681	2,058,868
Subtotal, Employee Benefits	\$ 8,893,633	\$ 9,336,766
Total, Estimated Allocations for Employee Benefits and Debt Service Appropriations Made Elsewhere in this Act	\$ 8,893,633	\$ 9,336,766

2. **Performance Measure Targets.** The following is a listing of the key performance target levels for the Angelo State University. It is the intent of the Legislature that appropriations made by this Act be utilized in the most efficient and effective manner possible to achieve the intended mission of the Angelo State University. In order to achieve the objectives and service standards established by this Act, the Angelo State University shall make every effort to attain the following designated key performance target levels associated with each item of appropriation.

	2016	2017
A. Goal: INSTRUCTION/OPERATIONS		
Outcome (Results/Impact):		
Percent of First-time, Full-time, Degree-seeking Freshmen Who Earn a Baccalaureate Degree within Six Academic Years	35%	36%
Percent of First-time, Full-time, Degree-seeking Freshmen Who Earn a Baccalaureate Degree within Four Academic Years	23%	24%
Persistence Rate of First-time, Full-time, Degree-seeking Freshmen Students after One Academic Year	68%	68%
Certification Rate of Teacher Education Graduates	94.5%	94.5%
Percent of Baccalaureate Graduates Who Are First Generation College Graduates	48%	48%
Percent of Incoming Full-time Undergraduate Transfer Students Who Graduate within Four Years	45%	45%
Percent of Incoming Full-time Undergraduate Transfer Students Who Graduate within Two Years	26%	26%
Percent of Lower Division Semester Credit Hours Taught by Tenured or Tenure-Track Faculty	62%	63%
State Licensure Pass Rate of Nursing Graduates	93%	94%
Dollar Value of External or Sponsored Research Funds (in Millions)	0.34	0.4
A.1.1. Strategy: OPERATIONS SUPPORT		
Efficiencies:		
Administrative Cost as a Percent of Total Expenditures	9.5%	9.5%

3. **Freshman College.** Out of funds appropriated to Angelo State University in Strategy C.3.2, Freshman College, \$1,100,000 in General Revenue in fiscal year 2016 and \$1,100,000 in General Revenue in fiscal year 2017 will be used for the Freshman College.

TEXAS WOMAN'S UNIVERSITY

	For the Years Ending	
	August 31, 2016	August 31, 2017
Method of Financing:		
General Revenue Fund	\$ 48,544,875	\$ 48,675,751
<u>General Revenue Fund - Dedicated</u>		
Estimated Board Authorized Tuition Increases Account No. 704	4,478,868	4,478,868

TEXAS WOMAN'S UNIVERSITY
(Continued)

Estimated Other Educational and General Income Account No. 770	19,387,218	19,491,207
Subtotal, General Revenue Fund - Dedicated	<u>\$ 23,866,086</u>	<u>\$ 23,970,075</u>
Total, Method of Financing	<u>\$ 72,410,961</u>	<u>\$ 72,645,826</u>
Items of Appropriation:		
1. Educational and General State Support	\$ 72,410,961	\$ 72,645,826
Grand Total, TEXAS WOMAN'S UNIVERSITY	<u>\$ 72,410,961</u>	<u>\$ 72,645,826</u>

This bill pattern represents an estimated 39.6% of this agency's estimated total available funds for the biennium.

Number of Full-Time-Equivalents (FTE)- Appropriated Funds	981.5	981.5
--	-------	-------

1. Informational Listing of Appropriated Funds. The appropriations made above for Educational and General State Support are subject to the special and general provisions of this Act and include the following amounts for the purposes indicated.

A. Goal: INSTRUCTION/OPERATIONS

Provide Instructional and Operations Support.

A.1.1. Strategy: OPERATIONS SUPPORT	\$ 47,906,158	\$ 47,906,158
A.1.2. Strategy: TEACHING EXPERIENCE SUPPLEMENT	\$ 750,755	\$ 750,755
A.1.3. Strategy: STAFF GROUP INSURANCE PREMIUMS	\$ 3,016,426	\$ 3,232,545
A.1.4. Strategy: WORKERS' COMPENSATION INSURANCE	\$ 300,000	\$ 300,000
A.1.5. Strategy: TEXAS PUBLIC EDUCATION GRANTS	<u>\$ 2,513,809</u>	<u>\$ 2,529,923</u>
Total, Goal A: INSTRUCTION/OPERATIONS	<u>\$ 54,487,148</u>	<u>\$ 54,719,381</u>

B. Goal: INFRASTRUCTURE SUPPORT

Provide Infrastructure Support.

B.1.1. Strategy: E&G SPACE SUPPORT Educational and General Space Support.	\$ 6,813,304	\$ 6,813,304
B.1.2. Strategy: TUITION REVENUE BOND RETIREMENT	<u>\$ 4,175,994</u>	<u>\$ 4,179,244</u>
Total, Goal B: INFRASTRUCTURE SUPPORT	<u>\$ 10,989,298</u>	<u>\$ 10,992,548</u>

C. Goal: SPECIAL ITEM SUPPORT

Provide Special Item Support.

C.1.1. Strategy: TX MED CNTR LIBRARY ASSESSMENT Texas Medical Center Library Assessment.	\$ 172,901	\$ 172,901
C.1.2. Strategy: ONLINE NURSING EDUCATION	\$ 254,790	\$ 254,790
C.2.1. Strategy: NUTRITION RESEARCH PROGRAM Human Nutrition Research Development Program.	\$ 28,500	\$ 28,500
C.2.2. Strategy: WOMEN'S HEALTH RESEARCH CENTER Center for Research on Women's Health.	\$ 118,990	\$ 118,990
C.3.1. Strategy: CENTER FOR WOMEN IN BUSINESS	\$ 1,100,000	\$ 1,100,000
C.4.1. Strategy: INSTITUTIONAL ENHANCEMENT	<u>\$ 5,124,292</u>	<u>\$ 5,123,674</u>
Total, Goal C: SPECIAL ITEM SUPPORT	<u>\$ 6,799,473</u>	<u>\$ 6,798,855</u>

D. Goal: RESEARCH FUNDS

D.1.1. Strategy: COMPREHENSIVE RESEARCH FUND	\$ 135,042	\$ 135,042
Grand Total, TEXAS WOMAN'S UNIVERSITY	<u>\$ 72,410,961</u>	<u>\$ 72,645,826</u>

Object-of-Expense Informational Listing:

Salaries and Wages	\$ 15,270,596	\$ 17,395,869
Other Personnel Costs	744,586	828,149
Faculty Salaries (Higher Education Only)	34,952,438	35,136,103
Professional Salaries - Faculty Equivalent (Higher Education Only)	37,982	33,514
Professional Fees and Services	2,764	1,155
Consumable Supplies	121,965	204,046
Utilities	2,802,645	693,898
Travel	16,431	450

TEXAS WOMAN'S UNIVERSITY
(Continued)

Rent - Building	757	365
Rent - Machine and Other	177,095	173,695
Debt Service	4,175,994	4,179,244
Other Operating Expense	11,562,442	11,454,702
Client Services	69	0
Grants	2,513,809	2,529,923
Capital Expenditures	<u>31,388</u>	<u>14,713</u>

Total, Object-of-Expense Informational Listing \$ 72,410,961 \$ 72,645,826

Estimated Allocations for Employee Benefits and Debt Service Appropriations Made Elsewhere in this Act:

Employee Benefits

Retirement	\$ 3,720,547	\$ 3,906,575
Group Insurance	7,756,438	8,312,114
Social Security	<u>4,117,222</u>	<u>4,281,911</u>

Subtotal, Employee Benefits \$ 15,594,207 \$ 16,500,600

Total, Estimated Allocations for Employee Benefits and Debt Service Appropriations Made Elsewhere in this Act \$ 15,594,207 \$ 16,500,600

2. **Performance Measure Targets.** The following is a listing of the key performance target levels for the Texas Woman's University. It is the intent of the Legislature that appropriations made by this Act be utilized in the most efficient and effective manner possible to achieve the intended mission of the Texas Woman's University. In order to achieve the objectives and service standards established by this Act, the Texas Woman's University shall make every effort to attain the following designated key performance target levels associated with each item of appropriation.

	<u>2016</u>	<u>2017</u>
A. Goal: INSTRUCTION/OPERATIONS		
Outcome (Results/Impact):		
Percent of First-time, Full-time, Degree-seeking Freshmen Who Earn a Baccalaureate Degree within Six Academic Years	49%	49%
Percent of First-time, Full-time, Degree-seeking Freshmen Who Earn a Baccalaureate Degree within Four Academic Years	25%	25%
Persistence Rate of First-time, Full-time, Degree-seeking Freshmen Students after One Academic Year	74%	75%
Certification Rate of Teacher Education Graduates	93%	93%
Percent of Baccalaureate Graduates Who Are First Generation College Graduates	56%	56%
Percent of Incoming Full-time Undergraduate Transfer Students Who Graduate within Four Years	68%	68%
Percent of Incoming Full-time Undergraduate Transfer Students Who Graduate within Two Years	34%	34%
Percent of Lower Division Semester Credit Hours Taught by Tenured or Tenure-Track Faculty	41%	41%
State Licensure Pass Rate of Nursing Graduates	99%	99%
Dollar Value of External or Sponsored Research Funds (in Millions)	2.3	2.3
A.1.1. Strategy: OPERATIONS SUPPORT		
Efficiencies:		
Administrative Cost as a Percent of Total Expenditures	7%	7%

3. **Governing Board.** Out of the funds appropriated above, an amount not to exceed \$35,000 in each year of the biennium shall be for all expenses associated with the governing board's duties including, but not limited to: travel, entertainment, lodging, and expenses of state employees who provide services for the governing board.

A separate record of the board's expenditures shall be kept and retained in the same manner as the fiscal records of the institution(s) the board governs. No funds may be used for the governing board's expenses except for the specific amounts designated above. Funds appropriated for the governing board's expenses may be used for any other purpose covered by this Act.

TEXAS WOMAN'S UNIVERSITY
(Continued)

4. **Center for Women in Business.** Out of funds appropriated to Texas Woman's University in Strategy C.3.1, Center for Women in Business, \$1,100,00 in General Revenue in fiscal year 2016 and \$1,100,000 in General Revenue in fiscal year 2017 will be used for the Center for Women in Business.

TEXAS STATE UNIVERSITY SYSTEM

	For the Years Ending	
	August 31, 2016	August 31, 2017
Method of Financing:		
General Revenue Fund	\$ 1,425,000	\$ 1,425,000
Total, Method of Financing	\$ 1,425,000	\$ 1,425,000
Items of Appropriation:		
1. Educational and General State Support	\$ 1,425,000	\$ 1,425,000
Grand Total, TEXAS STATE UNIVERSITY SYSTEM	\$ 1,425,000	\$ 1,425,000

This bill pattern represents an estimated 21.5% of this agency's estimated total available funds for the biennium.

Number of Full-Time-Equivalents (FTE)-Appropriated Funds	8.3	8.3
---	-----	-----

1. **Informational Listing of Appropriated Funds.** The appropriations made above for Educational and General State Support are subject to the special and general provisions of this Act and include the following amounts for the purposes indicated.

A. Goal: INSTRUCTION/OPERATIONS		
Provide Instructional and Operations Support.		
A.1.1. Strategy: SYSTEM OFFICE OPERATIONS	\$ 1,425,000	\$ 1,425,000
Grand Total, TEXAS STATE UNIVERSITY SYSTEM	\$ 1,425,000	\$ 1,425,000

Object-of-Expense Informational Listing:		
Salaries and Wages	\$ 1,417,800	\$ 1,417,800
Other Operating Expense	7,200	7,200
Total, Object-of-Expense Informational Listing	\$ 1,425,000	\$ 1,425,000

Estimated Allocations for Employee Benefits and Debt Service Appropriations Made Elsewhere in this Act:

<u>Employee Benefits</u>		
Retirement	\$ 93,036	\$ 93,036
Group Insurance	123,210	132,044
Social Security	189,819	197,412
Subtotal, Employee Benefits	\$ 406,065	\$ 422,492
<u>Debt Service</u>		
Lease Payments	\$ 94	\$ 95
Total, Estimated Allocations for Employee Benefits and Debt Service Appropriations Made Elsewhere in this Act	\$ 406,159	\$ 422,587

2. **Audit of Base Period Contact Hours.** The hours used in the contact hour base period to fund the Lamar State Colleges are subject to audit for accuracy by the State Auditor according to an audit plan developed in consultation with the Texas Higher Education Coordinating Board, the Legislative Budget Board and community, technical, and state colleges, and the appropriation amounts adjusted accordingly by the Comptroller of Public Accounts at the direction of the

TEXAS STATE UNIVERSITY SYSTEM
(Continued)

Legislative Budget Board. The total amount appropriated to the two year institutions' contact hour formula shall be redistributed to all institutions funded by the formula based on contact hours. The calculation of revised appropriation amounts shall allow each institution an error rate of up to 2 percent of the total contact hour formula appropriations to that institution for the biennium. Adjustments shall be made to appropriated amounts in accordance with adjustments of estimated contact hours to actual certified contact hours, even if the total error rate is less than 2 percent of the total amount appropriated to the institution for the biennium.

3. **Transferability.** The Board of Regents of the Texas State University System is authorized to transfer and utilize funds appropriated to Sul Ross State University and Sul Ross State University-Rio Grande College between the campuses if necessary to accomplish the capital improvement goals of the University.
4. **Governing Board.** Out of the funds appropriated above, an amount not to exceed \$85,000 in each year of the biennium shall be for all expenses associated with the governing board's duties including, but not limited to: travel, entertainment, lodging, and expenses of state employees who provide services for the governing board.

A separate record of the board's expenditures shall be kept and retained in the same manner as the fiscal records of the institution(s) the board governs. No funds may be used for the governing board's expenses except for the specific amounts designated above. Funds appropriated for the governing board's expenses may be used for any other purpose covered by this Act.

5. **Efficient Use of Funds.** It is the intent of the Legislature and consistent with provisions in Subchapters G and Z of Chapter 51 of the Education Code that the Texas State University System and its component institutions utilize the funds available, including the funds appropriated in this act, in the most efficient and cost-effective manner possible.

LAMAR UNIVERSITY

	For the Years Ending	
	August 31, 2016	August 31, 2017
	<u> </u>	<u> </u>
Method of Financing:		
General Revenue Fund	\$ 48,617,011	\$ 49,063,811
GR Dedicated - Estimated Other Educational and General Income Account No. 770	<u>17,478,199</u>	<u>17,485,532</u>
Total, Method of Financing	<u>\$ 66,095,210</u>	<u>\$ 66,549,343</u>
Items of Appropriation:		
1. Educational and General State Support	\$ 66,095,210	\$ 66,549,343
Grand Total, LAMAR UNIVERSITY	<u>\$ 66,095,210</u>	<u>\$ 66,549,343</u>

This bill pattern represents an estimated 31.8% of this agency's estimated total available funds for the biennium.

Number of Full-Time-Equivalents (FTE)- Appropriated Funds	913.0	913.0
--	-------	-------

1. **Informational Listing of Appropriated Funds.** The appropriations made above for Educational and General State Support are subject to the special and general provisions of this Act and include the following amounts for the purposes indicated.

A. Goal: INSTRUCTION/OPERATIONS

Provide Instructional and Operations Support.

A.1.1. Strategy: OPERATIONS SUPPORT	\$ 45,262,290	\$ 45,262,290
A.1.2. Strategy: TEACHING EXPERIENCE SUPPLEMENT	\$ 1,119,445	\$ 1,119,445
A.1.3. Strategy: STAFF GROUP INSURANCE PREMIUMS	\$ 3,195,881	\$ 3,424,984
A.1.4. Strategy: WORKERS' COMPENSATION INSURANCE	\$ 107,615	\$ 107,615

LAMAR UNIVERSITY
(Continued)

A.1.5. Strategy: TEXAS PUBLIC EDUCATION GRANTS	\$ 2,787,298	\$ 2,812,846
Total, Goal A: INSTRUCTION/OPERATIONS	<u>\$ 52,472,529</u>	<u>\$ 52,727,180</u>
B. Goal: INFRASTRUCTURE SUPPORT		
Provide Infrastructure Support.		
B.1.1. Strategy: E&G SPACE SUPPORT Educational and General Space Support.	\$ 5,889,302	\$ 5,889,301
B.1.2. Strategy: TUITION REVENUE BOND RETIREMENT	<u>\$ 2,457,631</u>	<u>\$ 2,457,114</u>
Total, Goal B: INFRASTRUCTURE SUPPORT	<u>\$ 8,346,933</u>	<u>\$ 8,346,415</u>
C. Goal: SPECIAL ITEM SUPPORT		
Provide Special Item Support.		
C.1.1. Strategy: ACADEMY IN HUMANITIES LEADERSHIP Texas Academy of Leadership in the Humanities.	\$ 213,888	\$ 213,888
C.2.1. Strategy: HAZARDOUS SUBSTANCE RESEARCH CENTER Gulf Coast Hazardous Substance Research Center.	\$ 301,430	\$ 301,430
C.2.2. Strategy: AIR QUALITY INITIATIVE Air Quality Initiative: Texas Hazardous Waste Research Center.	\$ 436,407	\$ 436,407
C.2.3. Strategy: CENTER-ADVANCES IN STUDY PORT MGMT Center for Advances in Study of Port Management.	\$ 1,260,000	\$ 1,460,000
C.2.4. Strategy: CENTER FOR WATER AND AIR QUALITY	\$ 550,000	\$ 550,000
C.3.1. Strategy: SPINDLETOP MUSEUM EDUC'AL ACTIVITY Spindletop Museum Educational Activities.	\$ 20,491	\$ 20,491
C.3.2. Strategy: SMALL BUSINESS DEVELOPMENT CENTER	\$ 131,910	\$ 131,910
C.3.3. Strategy: COMMUNITY OUTREACH EXPANSION Public Service/Community Outreach Expansion.	\$ 54,706	\$ 54,706
C.3.4. Strategy: SPINDLETOP TEACHING CENTER Spindletop Center for Excellence in Teaching Technology.	\$ 93,517	\$ 93,517
C.4.1. Strategy: INSTITUTIONAL ENHANCEMENT	<u>\$ 2,002,306</u>	<u>\$ 2,002,306</u>
Total, Goal C: SPECIAL ITEM SUPPORT	<u>\$ 5,064,655</u>	<u>\$ 5,264,655</u>
D. Goal: RESEARCH FUNDS		
D.1.1. Strategy: COMPREHENSIVE RESEARCH FUND	\$ 211,093	\$ 211,093
Grand Total, LAMAR UNIVERSITY	<u><u>\$ 66,095,210</u></u>	<u><u>\$ 66,549,343</u></u>
Object-of-Expense Informational Listing:		
Salaries and Wages	\$ 10,346,992	\$ 10,891,683
Other Personnel Costs	3,352,360	3,351,464
Faculty Salaries (Higher Education Only)	41,449,929	40,567,608
Professional Fees and Services	230,085	232,138
Consumable Supplies	7,322	7,208
Utilities	2,632,463	2,711,496
Travel	2,942	2,942
Debt Service	3,348,310	3,604,074
Other Operating Expense	1,863,475	2,292,447
Grants	2,787,298	2,812,846
Capital Expenditures	<u>74,034</u>	<u>75,437</u>
Total, Object-of-Expense Informational Listing	<u><u>\$ 66,095,210</u></u>	<u><u>\$ 66,549,343</u></u>
Estimated Allocations for Employee Benefits and Debt Service Appropriations Made Elsewhere in this Act:		
<u>Employee Benefits</u>		
Retirement	\$ 2,918,191	\$ 2,976,554
Group Insurance	8,400,781	9,003,001

LAMAR UNIVERSITY
(Continued)

Social Security	3,097,151	3,221,038
Subtotal, Employee Benefits	\$ 14,416,123	\$ 15,200,593
Total, Estimated Allocations for Employee Benefits and Debt Service Appropriations Made Elsewhere in this Act	\$ 14,416,123	\$ 15,200,593

2. **Performance Measure Targets.** The following is a listing of the key performance target levels for the Lamar University. It is the intent of the Legislature that appropriations made by this Act be utilized in the most efficient and effective manner possible to achieve the intended mission of the Lamar University. In order to achieve the objectives and service standards established by this Act, the Lamar University shall make every effort to attain the following designated key performance target levels associated with each item of appropriation.

	2016	2017
A. Goal: INSTRUCTION/OPERATIONS		
Outcome (Results/Impact):		
Percent of First-time, Full-time, Degree-seeking Freshmen Who Earn a Baccalaureate Degree within Six Academic Years	36%	37%
Percent of First-time, Full-time, Degree-seeking Freshmen Who Earn a Baccalaureate Degree within Four Academic Years	15%	15%
Persistence Rate of First-time, Full-time, Degree-seeking Freshmen Students after One Academic Year	66%	66%
Certification Rate of Teacher Education Graduates	86%	86%
Percent of Baccalaureate Graduates Who Are First Generation College Graduates	43%	43%
Percent of Incoming Full-time Undergraduate Transfer Students Who Graduate within Four Years	56%	56%
Percent of Incoming Full-time Undergraduate Transfer Students Who Graduate within Two Years	23%	23%
Percent of Lower Division Semester Credit Hours Taught by Tenured or Tenure-Track Faculty	48%	48%
State Licensure Pass Rate of Engineering Graduates	85%	85%
State Licensure Pass Rate of Nursing Graduates	88%	88%
Dollar Value of External or Sponsored Research Funds (in Millions)	5	5.5
A.1.1. Strategy: OPERATIONS SUPPORT		
Efficiencies:		
Administrative Cost as a Percent of Total Expenditures	11.8%	11.8%

3. **Port Management.** Out of funds appropriated to Lamar University in Strategy C.2.3, Center for Advances in Study of Port Management, \$1,260,000 in General Revenue in fiscal year 2016 and \$1,460,000 in General Revenue in fiscal year 2017 will be used for the Center for Advances in the Study of Port Management.
4. **Center for Water and Air Quality.** Out of funds appropriated to Lamar University in Strategy C.2.4, Center for Water and Air Quality, \$550,000 in General Revenue in fiscal year 2016 and \$550,000 in General Revenue in fiscal year 2017 will be used for the Center for Water and Air Quality.

LAMAR INSTITUTE OF TECHNOLOGY

	For the Years Ending	
	August 31, 2016	August 31, 2017
Method of Financing:		
General Revenue Fund	\$ 8,817,280	\$ 8,822,651
GR Dedicated - Estimated Other Educational and General Income Account No. 770	3,060,013	3,075,648
Total, Method of Financing	\$ 11,877,293	\$ 11,898,299

LAMAR INSTITUTE OF TECHNOLOGY

(Continued)

Items of Appropriation:

1. Educational and General State Support	\$ 11,877,293	\$ 11,898,299
Grand Total, LAMAR INSTITUTE OF TECHNOLOGY	<u>\$ 11,877,293</u>	<u>\$ 11,898,299</u>

This bill pattern represents an estimated 48.6% of this agency's estimated total available funds for the biennium.

Number of Full-Time-Equivalents (FTE)-Appropriated Funds

206.0 206.0

1. Informational Listing of Appropriated Funds. The appropriations made above for Educational and General State Support are subject to the special and general provisions of this Act and include the following amounts for the purposes indicated.

A. Goal: INSTRUCTION/OPERATIONS

Provide Instructional and Operations Support.

A.1.1. Strategy: ACADEMIC EDUCATION	\$ 3,370,404	\$ 3,356,189
A.1.2. Strategy: VOCATIONAL/TECHNICAL EDUCATION	\$ 3,621,292	\$ 3,621,292
A.1.3. Strategy: STAFF GROUP INSURANCE PREMIUMS	\$ 401,891	\$ 430,669
A.1.4. Strategy: TEXAS PUBLIC EDUCATION GRANTS	<u>\$ 414,166</u>	<u>\$ 416,818</u>
Total, Goal A: INSTRUCTION/OPERATIONS	<u>\$ 7,807,753</u>	<u>\$ 7,824,968</u>

B. Goal: INFRASTRUCTURE SUPPORT

Provide Infrastructure Support.

B.1.1. Strategy: E&G SPACE SUPPORT	\$ 1,073,914	\$ 1,073,914
B.1.2. Strategy: TUITION REVENUE BOND RETIREMENT	\$ 523,012	\$ 526,803
B.1.3. Strategy: SMALL INSTITUTION SUPPLEMENT	<u>\$ 375,000</u>	<u>\$ 375,000</u>
Total, Goal B: INFRASTRUCTURE SUPPORT	<u>\$ 1,971,926</u>	<u>\$ 1,975,717</u>

C. Goal: SPECIAL ITEM SUPPORT

Provide Special Item Support.

C.1.1. Strategy: WORKFORCE LITERACY	\$ 40,569	\$ 40,569
C.1.2. Strategy: WORKFORCE TRAINING/EDUCATION Workforce Training and Education Expansion.	\$ 500,000	\$ 500,000
C.1.3. Strategy: ASSOCIATE ARTS DEGREE	\$ 250,000	\$ 250,000
C.2.1. Strategy: INSTITUTIONAL ENHANCEMENT	<u>\$ 1,307,045</u>	<u>\$ 1,307,045</u>
Total, Goal C: SPECIAL ITEM SUPPORT	<u>\$ 2,097,614</u>	<u>\$ 2,097,614</u>

Grand Total, LAMAR INSTITUTE OF TECHNOLOGY	<u>\$ 11,877,293</u>	<u>\$ 11,898,299</u>
---	----------------------	----------------------

Object-of-Expense Informational Listing:

Salaries and Wages	\$ 3,111,117	\$ 3,070,361
Other Personnel Costs	401,891	401,891
Faculty Salaries (Higher Education Only)	4,429,167	4,438,190
Debt Service	523,012	526,803
Other Operating Expense	2,997,940	3,044,236
Grants	<u>414,166</u>	<u>416,818</u>
Total, Object-of-Expense Informational Listing	<u>\$ 11,877,293</u>	<u>\$ 11,898,299</u>

Estimated Allocations for Employee Benefits and Debt Service Appropriations Made Elsewhere in this Act:

Employee Benefits

Retirement	\$ 541,359	\$ 552,186
Group Insurance	1,143,082	1,224,923
Social Security	<u>616,779</u>	<u>641,450</u>
Subtotal, Employee Benefits	<u>\$ 2,301,220</u>	<u>\$ 2,418,559</u>

Total, Estimated Allocations for Employee Benefits and Debt Service Appropriations Made Elsewhere in this Act

	<u>\$ 2,301,220</u>	<u>\$ 2,418,559</u>
--	---------------------	---------------------

LAMAR INSTITUTE OF TECHNOLOGY
(Continued)

2. **Performance Measure Targets.** The following is a listing of the key performance target levels for the Lamar Institute of Technology. It is the intent of the Legislature that appropriations made by this Act be utilized in the most efficient and effective manner possible to achieve the intended mission of the Lamar Institute of Technology. In order to achieve the objectives and service standards established by this Act, the Lamar Institute of Technology shall make every effort to attain the following designated key performance target levels associated with each item of appropriation.

	2016	2017
A. Goal: INSTRUCTION/OPERATIONS		
Outcome (Results/Impact):		
Percentage of Courses Completed	98%	98%
Percent of Contact Hours Taught by Full-time Faculty	71.5%	71.5%
Percentage of Underprepared Students Who Satisfy a TSI Obligation in Math	50%	50%
Percentage of Underprepared Students Who Satisfy a TSI Obligation in Writing	61%	61%
Percentage of Underprepared Students Who Satisfy a TSI Obligation in Reading	61%	61%
A.1.1. Strategy: ACADEMIC EDUCATION		
Efficiencies:		
Administrative Cost as a Percent of Total Expenditures	12.1%	12.1%

3. **Workforce Training and Education Expansion.** Out of funds appropriated to Lamar Institute of Technology in Strategy C.1.2, Workforce Training and Education Expansion, \$500,000 in General Revenue in fiscal year 2016 and \$500,000 in General Revenue in fiscal year 2017 will be used for workforce training and education expansion.
4. **Associate Arts Degree.** Out of funds appropriated to Lamar Institute of Technology in Strategy C.1.3, Associate Arts Degree, \$250,000 in General Revenue in fiscal year 2016 and \$250,000 in General Revenue in fiscal year 2017 will be used for an Associate Arts Degree program.

LAMAR STATE COLLEGE - ORANGE

	For the Years Ending	
	August 31, 2016	August 31, 2017
Method of Financing:		
General Revenue Fund	\$ 7,817,147	\$ 7,816,888
GR Dedicated - Estimated Other Educational and General Income Account No. 770	2,152,997	2,164,533
Total, Method of Financing	\$ 9,970,144	\$ 9,981,421
Items of Appropriation:		
1. Educational and General State Support	\$ 9,970,144	\$ 9,981,421
Grand Total, LAMAR STATE COLLEGE - ORANGE	\$ 9,970,144	\$ 9,981,421

This bill pattern represents an estimated 49.9% of this agency's estimated total available funds for the biennium.

Number of Full-Time-Equivalents (FTE)- Appropriated Funds	148.3	148.3
--	-------	-------

1. **Informational Listing of Appropriated Funds.** The appropriations made above for Educational and General State Support are subject to the special and general provisions of this Act and include the following amounts for the purposes indicated.

A. Goal: INSTRUCTION/OPERATIONS		
Provide Instructional and Operations Support.		
A.1.1. Strategy: ACADEMIC EDUCATION	\$ 3,086,877	\$ 3,072,970
A.1.2. Strategy: VOCATIONAL/TECHNICAL EDUCATION	\$ 1,823,195	\$ 1,823,195
A.1.3. Strategy: STAFF GROUP INSURANCE PREMIUMS	\$ 272,074	\$ 291,548

LAMAR STATE COLLEGE - ORANGE

(Continued)

A.1.4. Strategy: TEXAS PUBLIC EDUCATION GRANTS	\$ 419,539	\$ 427,053
Total, Goal A: INSTRUCTION/OPERATIONS	\$ 5,601,685	\$ 5,614,766
B. Goal: INFRASTRUCTURE SUPPORT		
Provide Infrastructure Support.		
B.1.1. Strategy: E&G SPACE SUPPORT	\$ 904,891	\$ 904,891
B.1.2. Strategy: TUITION REVENUE BOND RETIREMENT	\$ 427,820	\$ 426,016
B.1.3. Strategy: SMALL INSTITUTION SUPPLEMENT	\$ 375,000	\$ 375,000
Total, Goal B: INFRASTRUCTURE SUPPORT	\$ 1,707,711	\$ 1,705,907
C. Goal: SPECIAL ITEM SUPPORT		
Provide Special Item Support.		
C.1.1. Strategy: ALLIED HEALTH PROGRAMS	\$ 577,000	\$ 577,000
C.2.1. Strategy: MARITIME TECHNOLOGY PROGRAM	\$ 500,000	\$ 500,000
C.3.1. Strategy: INSTITUTIONAL ENHANCEMENT	\$ 1,583,748	\$ 1,583,748
Total, Goal C: SPECIAL ITEM SUPPORT	\$ 2,660,748	\$ 2,660,748
Grand Total, LAMAR STATE COLLEGE - ORANGE	\$ 9,970,144	\$ 9,981,421

Object-of-Expense Informational Listing:

Salaries and Wages	\$ 3,233,445	\$ 3,537,010
Other Personnel Costs	111,108	108,186
Faculty Salaries (Higher Education Only)	3,264,619	3,249,757
Professional Fees and Services	1,639	0
Consumable Supplies	44,320	63,161
Utilities	454,453	348,403
Rent - Machine and Other	25,243	26,834
Debt Service	427,820	426,016
Other Operating Expense	1,987,958	1,795,001
Grants	419,539	427,053
Total, Object-of-Expense Informational Listing	\$ 9,970,144	\$ 9,981,421

Estimated Allocations for Employee Benefits and Debt Service Appropriations Made Elsewhere in this Act:

Employee Benefits

Retirement	\$ 420,000	\$ 420,000
Group Insurance	1,066,016	1,142,304
Social Security	567,347	590,040
Subtotal, Employee Benefits	\$ 2,053,363	\$ 2,152,344

Total, Estimated Allocations for Employee Benefits and Debt Service Appropriations Made Elsewhere in this Act

	\$ 2,053,363	\$ 2,152,344
--	--------------	--------------

2. **Performance Measure Targets.** The following is a listing of the key performance target levels for the Lamar State College - Orange. It is the intent of the Legislature that appropriations made by this Act be utilized in the most efficient and effective manner possible to achieve the intended mission of the Lamar State College - Orange. In order to achieve the objectives and service standards established by this Act, the Lamar State College - Orange shall make every effort to attain the following designated key performance target levels associated with each item of appropriation.

	<u>2016</u>	<u>2017</u>
A. Goal: INSTRUCTION/OPERATIONS		
Outcome (Results/Impact):		
Percent of Courses Completed	97%	97%
Number of Students Who Transfer to a University	450	450
Percent of Contact Hours Taught by Full-time Faculty	72%	72%
Percentage of Underprepared Students Who Satisfy a TSI Obligation in Math	59%	59%
Percentage of Underprepared Students Who Satisfy a TSI Obligation in Writing	67%	67%
Percentage of Underprepared Students Who Satisfy a TSI Obligation in Reading	69%	69%

LAMAR STATE COLLEGE - ORANGE
(Continued)

A.1.1. Strategy: ACADEMIC EDUCATION

Efficiencies:

Administrative Cost as a Percent of Total Expenditures	12.4%	12.4%
--	-------	-------

- 3. Allied Health Programs.** Out of funds appropriated to Lamar State College - Orange in Strategy C.1.1, Allied Health Programs, \$577,000 in General Revenue in fiscal year 2016 and \$577,000 in General Revenue in fiscal year 2017 will be used for Allied Health Programs.
- 4. Maritime Technology Program.¹** Out of funds appropriated to Lamar State College - Orange in Strategy C.2.1, Maritime Technology Program, \$500,000 in General Revenue in fiscal year 2016 and \$500,000 in General Revenue in fiscal year 2017 will be used for the Maritime Technology Program.

¹ Modified to reflect technical correction to adjust rider references to appropriations to match amounts appropriated in the Strategy.

LAMAR STATE COLLEGE - PORT ARTHUR

	For the Years Ending	
	August 31, 2016	August 31, 2017
Method of Financing:		
General Revenue Fund	\$ 9,559,247	\$ 9,559,762
GR Dedicated - Estimated Other Educational and General Income Account No. 770	1,288,993	1,291,970
Total, Method of Financing	\$ 10,848,240	\$ 10,851,732
Items of Appropriation:		
1. Educational and General State Support	\$ 10,848,240	\$ 10,851,732
 Grand Total, LAMAR STATE COLLEGE - PORT ARTHUR	 \$ 10,848,240	 \$ 10,851,732

This bill pattern represents an estimated 44.2% of this agency's estimated total available funds for the biennium.

Number of Full-Time-Equivalents (FTE)- Appropriated Funds	211.1	211.1
--	-------	-------

- 1. Informational Listing of Appropriated Funds.** The appropriations made above for Educational and General State Support are subject to the special and general provisions of this Act and include the following amounts for the purposes indicated.

A. Goal: INSTRUCTION/OPERATIONS

Provide Instructional and Operations Support.

A.1.1. Strategy: ACADEMIC EDUCATION	\$ 2,460,159	\$ 2,447,893
A.1.2. Strategy: VOCATIONAL/TECHNICAL EDUCATION	\$ 2,780,389	\$ 2,780,389
A.1.3. Strategy: STAFF GROUP INSURANCE PREMIUMS	\$ 213,129	\$ 228,395
A.1.4. Strategy: TEXAS PUBLIC EDUCATION GRANTS	\$ 233,681	\$ 235,016

Total, Goal A: INSTRUCTION/OPERATIONS	\$ 5,687,358	\$ 5,691,693
--	--------------	--------------

B. Goal: INFRASTRUCTURE SUPPORT

Provide Infrastructure Support.

B.1.1. Strategy: E&G SPACE SUPPORT	\$ 1,214,417	\$ 1,214,419
B.1.2. Strategy: TUITION REVENUE BOND RETIREMENT	\$ 862,351	\$ 861,505
B.1.3. Strategy: SMALL INSTITUTION SUPPLEMENT	\$ 375,000	\$ 375,000

Total, Goal B: INFRASTRUCTURE SUPPORT	\$ 2,451,768	\$ 2,450,924
--	--------------	--------------

LAMAR STATE COLLEGE - PORT ARTHUR
(Continued)

C. Goal: SPECIAL ITEM SUPPORT

Provide Special Item Support.

C.1.1. Strategy: VO-TECH AND HVAC PROGRAM	\$ 250,000	\$ 250,000
C.2.1. Strategy: SMALL BUSINESS DEVELOPMENT CENTER	\$ 231,000	\$ 231,000
C.3.1. Strategy: INSTITUTIONAL ENHANCEMENT	\$ 1,478,114	\$ 1,478,115
C.3.2. Strategy: HOLD HARMLESS	<u>\$ 750,000</u>	<u>\$ 750,000</u>
Total, Goal C: SPECIAL ITEM SUPPORT	<u>\$ 2,709,114</u>	<u>\$ 2,709,115</u>

Grand Total, LAMAR STATE COLLEGE - PORT ARTHUR	<u>\$ 10,848,240</u>	<u>\$ 10,851,732</u>
---	----------------------	----------------------

Object-of-Expense Informational Listing:

Salaries and Wages	\$ 4,040,777	\$ 4,600,716
Faculty Salaries (Higher Education Only)	3,493,342	3,486,847
Utilities	349,582	67,782
Debt Service	862,351	861,505
Other Operating Expense	1,868,507	1,599,866
Grants	<u>233,681</u>	<u>235,016</u>

Total, Object-of-Expense Informational Listing	<u>\$ 10,848,240</u>	<u>\$ 10,851,732</u>
---	----------------------	----------------------

Estimated Allocations for Employee Benefits and Debt Service Appropriations Made Elsewhere in this Act:

Employee Benefits

Retirement	\$ 657,108	\$ 657,108
Group Insurance	1,627,883	1,744,465
Social Security	<u>771,698</u>	<u>802,566</u>

Subtotal, Employee Benefits	<u>\$ 3,056,689</u>	<u>\$ 3,204,139</u>
-----------------------------	---------------------	---------------------

Total, Estimated Allocations for Employee Benefits and Debt Service Appropriations Made Elsewhere in this Act	<u>\$ 3,056,689</u>	<u>\$ 3,204,139</u>
--	---------------------	---------------------

2. **Performance Measure Targets.** The following is a listing of the key performance target levels for the Lamar State College - Port Arthur. It is the intent of the Legislature that appropriations made by this Act be utilized in the most efficient and effective manner possible to achieve the intended mission of the Lamar State College - Port Arthur. In order to achieve the objectives and service standards established by this Act, the Lamar State College - Port Arthur shall make every effort to attain the following designated key performance target levels associated with each item of appropriation.

	<u>2016</u>	<u>2017</u>
A. Goal: INSTRUCTION/OPERATIONS		
Outcome (Results/Impact):		
Percent of Courses Completed	95%	95%
Number of Students Who Transfer to a University	450	450
Percent of Contact Hours Taught by Full-time Faculty	76%	76%
Percentage of Underprepared Students Who Satisfy a TSI Obligation in Math	44%	44%
Percentage of Underprepared Students Who Satisfy a TSI Obligation in Writing	50%	50%
Percentage of Underprepared Students Who Satisfy a TSI Obligation in Reading	54%	54%
A.1.1. Strategy: ACADEMIC EDUCATION		
Efficiencies:		
Administrative Cost as a Percent of Total Expenditures	11.8%	11.8%

3. **Vocational/Technical and HVAC Program.** Out of funds appropriated to Lamar State College - Port Arthur in Strategy C.1.1, Vo-Tech and HVAC Program, \$250,000 in General Revenue in fiscal year 2016 and \$250,000 in General Revenue in fiscal year 2017 will be used for the Vo-Tech and HVAC Program.

SAM HOUSTON STATE UNIVERSITY

	For the Years Ending	
	August 31, 2016	August 31, 2017
Method of Financing:		
General Revenue Fund	\$ 52,437,410	\$ 53,615,930
<u>General Revenue Fund - Dedicated</u>		
Law Enforcement Management Institute Account No. 581, estimated	6,241,000	3,874,000
Estimated Board Authorized Tuition Increases Account No. 704	2,246,294	2,246,294
Estimated Other Educational and General Income Account No. 770	23,561,065	23,729,294
Correctional Management Institute of Texas Account No. 5083, estimated	2,125,000	2,024,000
Subtotal, General Revenue Fund - Dedicated	<u>\$ 34,173,359</u>	<u>\$ 31,873,588</u>
License Plate Trust Fund Account No. 0802 ¹	<u>3,755</u>	<u>3,755</u>
Total, Method of Financing	<u><u>\$ 86,614,524</u></u>	<u><u>\$ 85,493,273</u></u>
Items of Appropriation:		
1. Educational and General State Support	\$ 86,614,524	\$ 85,493,273
Grand Total, SAM HOUSTON STATE UNIVERSITY	<u><u>\$ 86,614,524</u></u>	<u><u>\$ 85,493,273</u></u>

This bill pattern represents an estimated 26.1% of this agency's estimated total available funds for the biennium.

Number of Full-Time-Equivalents (FTE)- Appropriated Funds	1,154.0	1,154.0
--	---------	---------

1. Informational Listing of Appropriated Funds. The appropriations made above for Educational and General State Support are subject to the special and general provisions of this Act and include the following amounts for the purposes indicated.

A. Goal: INSTRUCTION/OPERATIONS		
Provide Instructional and Operations Support.		
A.1.1. Strategy: OPERATIONS SUPPORT	\$ 50,745,948	\$ 50,745,948
A.1.2. Strategy: TEACHING EXPERIENCE SUPPLEMENT	\$ 2,099,637	\$ 2,099,637
A.1.3. Strategy: STAFF GROUP INSURANCE PREMIUMS	\$ 4,231,214	\$ 4,534,479
A.1.4. Strategy: WORKERS' COMPENSATION INSURANCE	\$ 218,488	\$ 218,488
A.1.5. Strategy: TEXAS PUBLIC EDUCATION GRANTS	\$ 3,951,086	\$ 3,980,326
A.1.6. Strategy: ORGANIZED ACTIVITIES	\$ 86,885	\$ 86,885
Total, Goal A: INSTRUCTION/OPERATIONS	<u>\$ 61,333,258</u>	<u>\$ 61,665,763</u>
B. Goal: INFRASTRUCTURE SUPPORT		
Provide Infrastructure Support.		
B.1.1. Strategy: E&G SPACE SUPPORT Educational and General Space Support.	\$ 9,126,863	\$ 9,126,863
B.1.2. Strategy: TUITION REVENUE BOND RETIREMENT	<u>\$ 2,531,741</u>	<u>\$ 2,530,249</u>
Total, Goal B: INFRASTRUCTURE SUPPORT	<u>\$ 11,658,604</u>	<u>\$ 11,657,112</u>
C. Goal: SPECIAL ITEM SUPPORT		
Provide Special Item Support.		
C.1.1. Strategy: ACADEMIC ENRICHMENT CENTER Academic Enrichment Center/Advisement Center.	\$ 93,515	\$ 93,802
C.1.2. Strategy: ALLIED HEALTH PROGRAMS	\$ 1,000,000	\$ 2,000,000
C.2.1. Strategy: SAM HOUSTON MUSEUM	\$ 274,587	\$ 274,587
C.2.2. Strategy: BUSINESS & ECONOMIC DEVELOPMENT CTR Center for Business and Economic Development.	\$ 238,962	\$ 238,962
C.2.3. Strategy: LAW ENFORCEMENT MGT INSTITUTE Bill Blackwood Law Enforcement Management Institute of Texas. Est.	\$ 6,331,000	\$ 3,964,000

SAM HOUSTON STATE UNIVERSITY

(Continued)

C.2.4. Strategy: CORRECTIONAL MANAGEMENT INSTITUTE	\$ 2,125,000	\$ 2,024,000
Criminal Justice Correctional Management Institute of Texas.		
C.2.5. Strategy: CRIME VICTIMS' INSTITUTE	\$ 224,414	\$ 239,862
C.2.6. Strategy: FORENSIC SCIENCE COMMISSION	\$ 500,000	\$ 500,000
C.3.1. Strategy: INSTITUTIONAL ENHANCEMENT ¹	\$ 2,470,153	\$ 2,470,154
C.3.2. Strategy: ENVIRONMENTAL STUDIES INSTITUTE	\$ 109,250	\$ 109,250
Institute of Environmental Studies.		
Total, Goal C: SPECIAL ITEM SUPPORT	<u>\$ 13,366,881</u>	<u>\$ 11,914,617</u>
D. Goal: RESEARCH FUNDS		
D.1.1. Strategy: COMPREHENSIVE RESEARCH FUND	\$ 255,781	\$ 255,781
Grand Total, SAM HOUSTON STATE UNIVERSITY	<u>\$ 86,614,524</u>	<u>\$ 85,493,273</u>
Object-of-Expense Informational Listing:		
Salaries and Wages	\$ 25,625,603	\$ 25,570,339
Other Personnel Costs	5,955,283	6,014,021
Faculty Salaries (Higher Education Only)	38,630,174	37,928,301
Professional Salaries - Faculty Equivalent (Higher Education Only)	19,914	0
Professional Fees and Services	471,178	361,775
Fuels and Lubricants	130,117	133,065
Consumable Supplies	363,023	296,259
Utilities	490,963	280,634
Travel	185,973	109,281
Rent - Building	160,660	62,826
Rent - Machine and Other	80,000	67,116
Debt Service	2,531,741	2,530,249
Other Operating Expense	7,702,473	7,871,275
Grants	3,951,086	3,980,326
Capital Expenditures	<u>316,336</u>	<u>287,806</u>
Total, Object-of-Expense Informational Listing	<u>\$ 86,614,524</u>	<u>\$ 85,493,273</u>
Estimated Allocations for Employee Benefits and Debt Service Appropriations Made Elsewhere in this Act:		
<u>Employee Benefits</u>		
Retirement	\$ 3,402,938	\$ 3,402,938
Group Insurance	8,449,863	9,055,468
Social Security	<u>4,660,034</u>	<u>4,846,435</u>
Subtotal, Employee Benefits	<u>\$ 16,512,835</u>	<u>\$ 17,304,841</u>
<u>Debt Service</u>		
Lease Payments	<u>\$ 44</u>	<u>\$ 0</u>
Total, Estimated Allocations for Employee Benefits and Debt Service Appropriations Made Elsewhere in this Act	<u>\$ 16,512,879</u>	<u>\$ 17,304,841</u>

2. **Performance Measure Targets.** The following is a listing of the key performance target levels for the Sam Houston State University. It is the intent of the Legislature that appropriations made by this Act be utilized in the most efficient and effective manner possible to achieve the intended mission of the Sam Houston State University. In order to achieve the objectives and service standards established by this Act, the Sam Houston State University shall make every effort to attain the following designated key performance target levels associated with each item of appropriation.

	<u>2016</u>	<u>2017</u>
A. Goal: INSTRUCTION/OPERATIONS		
Outcome (Results/Impact):		
Percent of First-time, Full-time, Degree-seeking Freshmen Who Earn a Baccalaureate Degree within Six Academic Years	54%	55%

SAM HOUSTON STATE UNIVERSITY
(Continued)

Percent of First-time, Full-time, Degree-seeking Freshmen Who Earn a Baccalaureate Degree within Four Academic Years	30%	30%
Persistence Rate of First-time, Full-time, Degree-seeking Freshmen Students after One Academic Year	79%	79%
Certification Rate of Teacher Education Graduates	92%	93%
Percent of Baccalaureate Graduates Who Are First Generation College Graduates	55%	55%
Percent of Incoming Full-time Undergraduate Transfer Students Who Graduate within Four Years	67%	68%
Percent of Incoming Full-time Undergraduate Transfer Students Who Graduate within Two Years	39%	40%
Percent of Lower Division Semester Credit Hours Taught by Tenured or Tenure-Track Faculty	57%	58%
Dollar Value of External or Sponsored Research Funds (in Millions)	7.5	7.5
A.1.1. Strategy: OPERATIONS SUPPORT		
Efficiencies:		
Administrative Cost as a Percent of Total Expenditures	7.5%	7.5%

3. **Appropriation for the Texas Forensic Science Commission.** Out of the funds appropriated above in Strategy C.2.6, Texas Forensic Science Commission, \$500,000 per year in General Revenue shall be used for the Texas Forensic Science Commission.
4. **Criminal Justice Correctional Management Institute of Texas Fund.** Any unexpended balances from appropriations for the fiscal year ending August 31, 2015 in the Criminal Justice Correctional Management Institute of Texas Fund (GR Dedicated Fund 5083), estimated to be \$101,000, and included in amounts above, are appropriated for the same purpose for the fiscal year beginning September 1, 2015. Any balances in Fund 5083 remaining as of August 31, 2016 are appropriated for the same purpose for the fiscal year beginning September 1, 2016. Fund 5083 revenues are estimated to be \$2,024,000 in fiscal year 2016 and \$2,024,000 in fiscal year 2017.
5. **Law Enforcement Management Institute of Texas Fund.** Any unexpended balances from appropriations for the fiscal year ending August 31, 2015 in the Law Enforcement Management Institute of Texas Fund (GR Dedicated Fund 581), estimated to be \$2,347,000, and included in the amounts above, are appropriated for the same purpose for the fiscal year beginning September 1, 2015. Any balances in Fund 581 remaining as of August 31, 2016 are appropriated for the same purpose for the fiscal year beginning September 1, 2016. Fund 581 revenues are estimated to be \$3,894,000 in fiscal year 2016 and \$3,874,000 in fiscal year 2017.
6. **Allied Health Programs.²** Out of funds appropriated to Sam Houston State University in Strategy C.1.2, Allied Health Programs, \$1,000,000 in General Revenue in fiscal year 2016 and \$2,000,000 in General Revenue in fiscal year 2017 will be used for Allied Health Programs.

¹ Incorporates Article III, Special Provisions Relating Only to State Agencies of Higher Education, §60, relating to Texas Collegiate License Plate Scholarships, resulting in an increase of \$3,755 in FY 2016 and \$3,755 in FY 2017 out of the License Plate Trust Fund Account No. 802.

² Modified to reflect technical correction to adjust rider references to appropriations to match amounts appropriated in the Strategy.

TEXAS STATE UNIVERSITY

	For the Years Ending	
	August 31, 2016	August 31, 2017
Method of Financing:		
General Revenue Fund	\$ 101,500,959	\$ 102,051,793
<u>General Revenue Fund - Dedicated</u>		
Estimated Board Authorized Tuition Increases Account No. 704	3,587,696	3,587,696
Estimated Other Educational and General Income Account No. 770	44,678,369	44,696,546
Subtotal, General Revenue Fund - Dedicated	<u>\$ 48,266,065</u>	<u>\$ 48,284,242</u>

TEXAS STATE UNIVERSITY
(Continued)

License Plate Trust Fund Account No. 0802 ¹	7,946	7,946
Total, Method of Financing	\$ 149,774,970	\$ 150,343,981
Items of Appropriation:		
1. Educational and General State Support	\$ 149,774,970	\$ 150,343,981
Grand Total, TEXAS STATE UNIVERSITY	\$ 149,774,970	\$ 150,343,981

This bill pattern represents an estimated 24.4% of this agency's estimated total available funds for the biennium.

Number of Full-Time-Equivalents (FTE)-Appropriated Funds	1,696.0	1,696.0
---	---------	---------

1. Informational Listing of Appropriated Funds. The appropriations made above for Educational and General State Support are subject to the special and general provisions of this Act and include the following amounts for the purposes indicated.

A. Goal: INSTRUCTION/OPERATIONS

Provide Instructional and Operations Support.

A.1.1. Strategy: OPERATIONS SUPPORT	\$ 94,301,269	\$ 94,301,268
A.1.2. Strategy: TEACHING EXPERIENCE SUPPLEMENT	\$ 2,654,768	\$ 2,654,767
A.1.3. Strategy: STAFF GROUP INSURANCE PREMIUMS	\$ 7,747,788	\$ 8,302,945
A.1.4. Strategy: WORKERS' COMPENSATION INSURANCE	\$ 505,666	\$ 505,666
A.1.5. Strategy: TEXAS PUBLIC EDUCATION GRANTS	\$ 6,657,698	\$ 6,676,135
A.1.6. Strategy: ORGANIZED ACTIVITIES	\$ 1,182,000	\$ 1,182,000
Total, Goal A: INSTRUCTION/OPERATIONS	\$ 113,049,189	\$ 113,622,781

B. Goal: INFRASTRUCTURE SUPPORT

Provide Infrastructure Support.

B.1.1. Strategy: E&G SPACE SUPPORT	\$ 18,420,474	\$ 18,420,474
Educational and General Space Support.		
B.1.2. Strategy: TUITION REVENUE BOND RETIREMENT	\$ 10,343,291	\$ 10,338,710
Total, Goal B: INFRASTRUCTURE SUPPORT	\$ 28,763,765	\$ 28,759,184

C. Goal: SPECIAL ITEM SUPPORT

Provide Special Item Support.

C.1.1. Strategy: GEOGRAPHY EDUCATION	\$ 31,172	\$ 31,172
Improvement of Geography Education.		
C.1.2. Strategy: ROUND ROCK HIGHER EDUCATION CENTER	\$ 249,375	\$ 249,375
C.1.3. Strategy: SCHOOL SAFETY CENTER	\$ 1,356,459	\$ 1,356,459
C.2.1. Strategy: EDWARDS AQUIFER RESEARCH CENTER	\$ 154,090	\$ 154,090
Edwards Aquifer Research and Data Center.		
C.2.2. Strategy: SEMICONDUCTOR INITIATIVE	\$ 62,344	\$ 62,344
Semiconductor Manufacturing and Research Initiative.		
C.3.1. Strategy: SMALL BUSINESS DEVELOPMENT CENTER	\$ 207,468	\$ 207,468
C.4.1. Strategy: INSTITUTIONAL ENHANCEMENT ¹	\$ 1,929,827	\$ 1,929,827
Total, Goal C: SPECIAL ITEM SUPPORT	\$ 3,990,735	\$ 3,990,735

D. Goal: RESEARCH FUNDS

D.1.1. Strategy: CORE RESEARCH SUPPORT	\$ 3,971,281	\$ 3,971,281
Grand Total, TEXAS STATE UNIVERSITY	\$ 149,774,970	\$ 150,343,981

Object-of-Expense Informational Listing:

Salaries and Wages	\$ 32,204,544	\$ 31,338,645
Faculty Salaries (Higher Education Only)	89,903,857	89,740,232
Travel	40,117	63,903
Debt Service	10,343,291	10,338,710
Other Operating Expense	9,333,703	12,149,012
Grants	6,657,698	6,676,135

TEXAS STATE UNIVERSITY
(Continued)

Capital Expenditures	1,291,760	37,344
Total, Object-of-Expense Informational Listing	\$ 149,774,970	\$ 150,343,981

Estimated Allocations for Employee Benefits and Debt Service Appropriations Made Elsewhere in this Act:

<u>Employee Benefits</u>		
Retirement	\$ 6,606,627	\$ 6,838,682
Group Insurance	14,422,886	15,456,257
Social Security	7,440,692	7,738,319
Subtotal, Employee Benefits	\$ 28,470,205	\$ 30,033,258
Total, Estimated Allocations for Employee Benefits and Debt Service Appropriations Made Elsewhere in this Act	\$ 28,470,205	\$ 30,033,258

- 2. Performance Measure Targets.** The following is a listing of the key performance target levels for the Texas State University. It is the intent of the Legislature that appropriations made by this Act be utilized in the most efficient and effective manner possible to achieve the intended mission of the Texas State University. In order to achieve the objectives and service standards established by this Act, the Texas State University shall make every effort to attain the following designated key performance target levels associated with each item of appropriation.

	2016	2017
A. Goal: INSTRUCTION/OPERATIONS		
Outcome (Results/Impact):		
Percent of First-time, Full-time, Degree-seeking Freshmen Who Earn a Baccalaureate Degree within Six Academic Years	60.4%	60.4%
Percent of First-time, Full-time, Degree-seeking Freshmen Who Earn a Baccalaureate Degree within Four Academic Years	30.6%	30.6%
Persistence Rate of First-time, Full-time, Degree-seeking Freshmen Students after One Academic Year	80%	80%
Certification Rate of Teacher Education Graduates	92%	92%
Percent of Baccalaureate Graduates Who Are First Generation College Graduates	43%	43%
Percent of Incoming Full-time Undergraduate Transfer Students Who Graduate within Four Years	66%	66%
Percent of Incoming Full-time Undergraduate Transfer Students Who Graduate within Two years	32%	32%
Percent of Lower Division Courses Taught by Tenured or Tenure - Track Faculty	32%	32%
State Licensure Pass Rate of Engineering Graduates	70%	70%
State Licensure Pass Rate of Nursing Graduates	100%	100% ²
Dollar Value of External or Sponsored Research Funds (in Millions)	22.8	22.8
A.1.1. Strategy: OPERATIONS SUPPORT		
Efficiencies:		
Administrative Cost as a Percent of Total Expenditures	6.8%	6.8%

- 3. Freeman Ranch.** Out of the amounts appropriated above in informational item A.1.6, Organized Activities, \$115,089 in each year of the biennium shall be used for the Freeman Ranch.

¹ Incorporates Article III, Special Provisions Relating Only to State Agencies of Higher Education, §60, relating to Texas Collegiate License Plate Scholarships, resulting in an increase of \$7,946 in FY 2016 and \$7,946 in FY 2017 out of the License Plate Trust Fund Account No. 802.

² Modified to reflect technical correction to adjust performance measure target.

SUL ROSS STATE UNIVERSITY

	For the Years Ending	
	August 31, 2016	August 31, 2017
Method of Financing:		
General Revenue Fund	\$ 12,631,270	\$ 12,652,740
<u>General Revenue Fund - Dedicated</u>		
Estimated Board Authorized Tuition Increases Account No. 704	95,000	95,000
Estimated Other Educational and General Income Account No. 770	2,157,124	2,165,407
Subtotal, General Revenue Fund - Dedicated	<u>\$ 2,252,124</u>	<u>\$ 2,260,407</u>
License Plate Trust Fund Account No. 0802 ¹	<u>7,946</u>	<u>7,946</u>
Total, Method of Financing	<u>\$ 14,891,340</u>	<u>\$ 14,921,093</u>
Items of Appropriation:		
1. Educational and General State Support	\$ 14,891,340	\$ 14,921,093
Grand Total, SUL ROSS STATE UNIVERSITY	<u>\$ 14,891,340</u>	<u>\$ 14,921,093</u>

This bill pattern represents an estimated 24.7% of this agency's estimated total available funds for the biennium.

Number of Full-Time-Equivalents (FTE)-Appropriated Funds	416.0	416.0
---	-------	-------

1. Informational Listing of Appropriated Funds. The appropriations made above for Educational and General State Support are subject to the special and general provisions of this Act and include the following amounts for the purposes indicated.

A. Goal: INSTRUCTION/OPERATIONS		
Provide Instructional and Operations Support.		
A.1.1. Strategy: OPERATIONS SUPPORT	\$ 5,015,227	\$ 5,015,227
A.1.2. Strategy: TEACHING EXPERIENCE SUPPLEMENT	\$ 156,346	\$ 156,346
A.1.3. Strategy: STAFF GROUP INSURANCE PREMIUMS	\$ 377,900	\$ 404,975
A.1.4. Strategy: WORKERS' COMPENSATION INSURANCE	\$ 27,597	\$ 27,597
A.1.5. Strategy: TEXAS PUBLIC EDUCATION GRANTS	\$ 330,367	\$ 331,600
A.1.6. Strategy: ORGANIZED ACTIVITIES	<u>\$ 130,360</u>	<u>\$ 130,360</u>
Total, Goal A: INSTRUCTION/OPERATIONS	<u>\$ 6,037,797</u>	<u>\$ 6,066,105</u>
B. Goal: INFRASTRUCTURE SUPPORT		
Provide Infrastructure Support.		
B.1.1. Strategy: E&G SPACE SUPPORT	\$ 1,412,213	\$ 1,412,213
Educational and General Space Support.		
B.1.2. Strategy: TUITION REVENUE BOND RETIREMENT	\$ 2,447,080	\$ 2,448,525
B.1.3. Strategy: SMALL INSTITUTION SUPPLEMENT	<u>\$ 750,000</u>	<u>\$ 750,000</u>
Total, Goal B: INFRASTRUCTURE SUPPORT	<u>\$ 4,609,293</u>	<u>\$ 4,610,738</u>
C. Goal: SPECIAL ITEM SUPPORT		
Provide Special Item Support.		
C.1.1. Strategy: CHIHUAHUAN DESERT RESEARCH	\$ 15,750	\$ 15,750
C.1.2. Strategy: CENTER FOR BIG BEND STUDIES	\$ 120,000	\$ 120,000
C.2.1. Strategy: SUL ROSS MUSEUM	\$ 82,500	\$ 82,500
Sul Ross State University Museum.		
C.2.2. Strategy: BIG BEND SMALL BUSINESS DEVT CENTER	\$ 147,253	\$ 147,253
Big Bend Region Minority and Small Business Development Center.		
C.2.3. Strategy: CRIMINAL JUSTICE ACADEMY	\$ 54,000	\$ 54,000
C.2.4. Strategy: BIG BEND ARCHIVES	\$ 65,250	\$ 65,250
Archives of the Big Bend.		
C.2.5. Strategy: MUSEUM OF THE BIG BEND	\$ 21,750	\$ 21,750
C.3.1. Strategy: INSTITUTIONAL ENHANCEMENT¹	<u>\$ 3,618,122</u>	<u>\$ 3,618,122</u>
Total, Goal C: SPECIAL ITEM SUPPORT	<u>\$ 4,124,625</u>	<u>\$ 4,124,625</u>

SUL ROSS STATE UNIVERSITY
(Continued)

D. Goal: RESEARCH FUNDS		
D.1.1. Strategy: COMPREHENSIVE RESEARCH FUND	\$ 119,625	\$ 119,625
Grand Total, SUL ROSS STATE UNIVERSITY	<u>\$ 14,891,340</u>	<u>\$ 14,921,093</u>

Object-of-Expense Informational Listing:

Salaries and Wages	\$ 4,335,546	\$ 4,258,939
Other Personnel Costs	943,648	905,792
Faculty Salaries (Higher Education Only)	5,186,565	5,084,136
Professional Salaries - Faculty Equivalent (Higher Education Only)	220,604	220,604
Professional Fees and Services	64,296	62,018
Fuels and Lubricants	37,879	37,058
Consumable Supplies	87,582	86,455
Utilities	672,453	671,154
Travel	35,328	108,404
Rent - Building	1,074	1,033
Rent - Machine and Other	36,010	35,046
Debt Service	2,447,080	2,448,525
Other Operating Expense	489,908	667,329
Client Services	3,000	3,000
Grants	<u>330,367</u>	<u>331,600</u>

Total, Object-of-Expense Informational Listing	<u>\$ 14,891,340</u>	<u>\$ 14,921,093</u>
---	----------------------	----------------------

Estimated Allocations for Employee Benefits and Debt Service Appropriations Made Elsewhere in this Act:

Employee Benefits

Retirement	\$ 696,612	\$ 696,612
Group Insurance	2,692,248	2,885,122
Social Security	<u>987,813</u>	<u>1,027,325</u>

Subtotal, Employee Benefits	<u>\$ 4,376,673</u>	<u>\$ 4,609,059</u>
-----------------------------	---------------------	---------------------

Total, Estimated Allocations for Employee Benefits and Debt Service Appropriations Made Elsewhere in this Act	<u>\$ 4,376,673</u>	<u>\$ 4,609,059</u>
--	---------------------	---------------------

2. Performance Measure Targets. The following is a listing of the key performance target levels for the Sul Ross State University. It is the intent of the Legislature that appropriations made by this Act be utilized in the most efficient and effective manner possible to achieve the intended mission of the Sul Ross State University. In order to achieve the objectives and service standards established by this Act, the Sul Ross State University shall make every effort to attain the following designated key performance target levels associated with each item of appropriation.

	<u>2016</u>	<u>2017</u>
A. Goal: INSTRUCTION/OPERATIONS		
Outcome (Results/Impact):		
Percent of First-time, Full-time, Degree-seeking Freshmen Who Earn a Baccalaureate Degree within Six Academic Years	33%	34%
Percent of First-time, Full-time, Degree-seeking Freshmen Who Earn a Baccalaureate Degree within Four Academic Years	16%	16%
Persistence Rate of First-time, Full-time, Degree-seeking Freshmen Students after One Academic Year	52%	54%
Certification Rate of Teacher Education Graduates	90%	90%
Percent of Baccalaureate Graduates Who Are First Generation College Graduates	60%	60%
Percent of Incoming Full-time Undergraduate Transfer Students Who Graduate within Four Years	70%	70%
Percent of Incoming Full-time Undergraduate Transfer Students Who Graduate within Two Years	47%	47%
Percent of Lower Division Semester Credit Hours Taught by Tenured or Tenure-Track Faculty	66%	66%
Dollar Value of External or Sponsored Research Funds (in Millions)	1.8	1.8

SUL ROSS STATE UNIVERSITY
(Continued)

A.1.1. Strategy: OPERATIONS SUPPORT

Efficiencies:

Administrative Cost as a Percent of Total Expenditures	11.8%	11.8%
--	-------	-------

¹ Incorporates Article III, Special Provisions Relating Only to State Agencies of Higher Education, §60, relating to Texas Collegiate License Plate Scholarships, resulting in an increase of \$7,946 in FY 2016 and \$7,946 in FY 2017 out of the License Plate Trust Fund Account No. 802.

SUL ROSS STATE UNIVERSITY RIO GRANDE COLLEGE

	For the Years Ending August 31, 2016	August 31, 2017
Method of Financing:		
General Revenue Fund	\$ 5,024,888	\$ 5,027,041
<u>General Revenue Fund - Dedicated</u>		
Estimated Board Authorized Tuition Increases Account No. 704	40,000	40,000
Estimated Other Educational and General Income Account No. 770	887,118	888,753
Subtotal, General Revenue Fund - Dedicated	<u>\$ 927,118</u>	<u>\$ 928,753</u>
Total, Method of Financing	<u>\$ 5,952,006</u>	<u>\$ 5,955,794</u>
Items of Appropriation:		
1. Educational and General State Support	\$ 5,952,006	\$ 5,955,794
Grand Total, SUL ROSS STATE UNIVERSITY RIO GRANDE COLLEGE	<u>\$ 5,952,006</u>	<u>\$ 5,955,794</u>

This bill pattern represents an estimated 55.5% of this agency's estimated total available funds for the biennium.

Number of Full-Time-Equivalents (FTE)- Appropriated Funds	75.3	75.3
--	------	------

1. Informational Listing of Appropriated Funds. The appropriations made above for Educational and General State Support are subject to the special and general provisions of this Act and include the following amounts for the purposes indicated.

A. Goal: INSTRUCTION/OPERATIONS

Provide Instructional and Operations Support.

A.1.1. Strategy: OPERATIONS SUPPORT	\$ 1,865,647	\$ 1,865,647
A.1.2. Strategy: TEACHING EXPERIENCE SUPPLEMENT	\$ 119,225	\$ 119,225
A.1.3. Strategy: STAFF GROUP INSURANCE PREMIUMS	\$ 49,381	\$ 52,916
A.1.4. Strategy: WORKERS' COMPENSATION INSURANCE	\$ 7,500	\$ 7,500
A.1.5. Strategy: TEXAS PUBLIC EDUCATION GRANTS	<u>\$ 143,254</u>	<u>\$ 143,507</u>

Total, Goal A: INSTRUCTION/OPERATIONS	<u>\$ 2,185,007</u>	<u>\$ 2,188,795</u>
--	---------------------	---------------------

B. Goal: INFRASTRUCTURE SUPPORT

Provide Infrastructure Support.

B.1.1. Strategy: E&G SPACE SUPPORT Educational and General Space Support.	\$ 195,735	\$ 195,735
B.1.2. Strategy: LEASE OF FACILITIES	\$ 228,016	\$ 228,016
B.1.3. Strategy: SMALL INSTITUTION SUPPLEMENT	<u>\$ 750,000</u>	<u>\$ 750,000</u>

Total, Goal B: INFRASTRUCTURE SUPPORT	<u>\$ 1,173,751</u>	<u>\$ 1,173,751</u>
--	---------------------	---------------------

C. Goal: SPECIAL ITEM SUPPORT

Provide Special Item Support.

C.1.1. Strategy: SMALL BUSINESS DEVELOPMENT CENTER	\$ 184,622	\$ 184,622
---	------------	------------

SUL ROSS STATE UNIVERSITY RIO GRANDE COLLEGE

(Continued)

C.2.1. Strategy: INSTITUTIONAL ENHANCEMENT	\$ 2,408,626	\$ 2,408,626
Total, Goal C: SPECIAL ITEM SUPPORT	\$ 2,593,248	\$ 2,593,248
Grand Total, SUL ROSS STATE UNIVERSITY RIO GRANDE COLLEGE	<u>\$ 5,952,006</u>	<u>\$ 5,955,794</u>

Object-of-Expense Informational Listing:

Salaries and Wages	\$ 424,710	\$ 424,710
Other Personnel Costs	279,983	279,947
Faculty Salaries (Higher Education Only)	2,216,239	2,215,157
Professional Fees and Services	2,774	2,774
Fuels and Lubricants	2,791	2,791
Consumable Supplies	11,012	11,011
Utilities	6,392	6,392
Travel	93,103	93,010
Rent - Building	1,836,077	1,834,847
Other Operating Expense	935,111	941,088
Client Services	560	560
Grants	<u>143,254</u>	<u>143,507</u>
Total, Object-of-Expense Informational Listing	<u>\$ 5,952,006</u>	<u>\$ 5,955,794</u>

Estimated Allocations for Employee Benefits and Debt Service Appropriations Made Elsewhere in this Act:

Employee Benefits

Retirement	\$ 173,440	\$ 173,440
Group Insurance	351,842	377,024
Social Security	<u>178,849</u>	<u>186,003</u>
Subtotal, Employee Benefits	<u>\$ 704,131</u>	<u>\$ 736,467</u>

Total, Estimated Allocations for Employee Benefits and Debt Service Appropriations Made Elsewhere in this Act

<u>\$ 704,131</u>	<u>\$ 736,467</u>
-------------------	-------------------

2. Performance Measure Targets. The following is a listing of the key performance target levels for the Sul Ross State University Rio Grande College. It is the intent of the Legislature that appropriations made by this Act be utilized in the most efficient and effective manner possible to achieve the intended mission of the Sul Ross State University Rio Grande College. In order to achieve the objectives and service standards established by this Act, the Sul Ross State University Rio Grande College shall make every effort to attain the following designated key performance target levels associated with each item of appropriation.

	<u>2016</u>	<u>2017</u>
A. Goal: INSTRUCTION/OPERATIONS		
Outcome (Results/Impact):		
Certification Rate of Teacher Education Graduates	100%	100%
Percent of Baccalaureate Graduates Who Are First Generation College Graduates	53%	53%
Percent of Incoming Full-time Undergraduate Transfer Students Who Graduate within Four Years	57%	57%
Percent of Incoming Full-time Undergraduate Transfer Students Who Graduate within Two Years	30%	30%
Persistence Rate of First-time, Full-time, Degree-seeking Transfer Students after One Academic Year (Upper-level Institutions Only)	80%	80%
A.1.1. Strategy: OPERATIONS SUPPORT		
Efficiencies:		
Administrative Cost as a Percent of Total Expenditures	8%	8%

THE UNIVERSITY OF TEXAS SOUTHWESTERN MEDICAL CENTER

	For the Years Ending	
	August 31, 2016	August 31, 2017
Method of Financing:		
General Revenue Fund	\$ 153,084,715	\$ 153,139,690
<u>General Revenue Fund - Dedicated</u>		
Estimated Board Authorized Tuition Increases Account No. 704	349,425	349,425
Estimated Other Educational and General Income Account No. 770	7,103,653	7,103,654
Subtotal, General Revenue Fund - Dedicated	<u>\$ 7,453,078</u>	<u>\$ 7,453,079</u>
<u>Other Funds</u>		
Permanent Health Fund for Higher Education, estimated	2,676,419	2,676,419
Permanent Endowment Fund, UT Southwestern Medical Center at Dallas, estimated	2,985,000	2,985,000
Subtotal, Other Funds	<u>\$ 5,661,419</u>	<u>\$ 5,661,419</u>
Total, Method of Financing	<u>\$ 166,199,212</u>	<u>\$ 166,254,188</u>
Items of Appropriation:		
1. Educational and General State Support	\$ 166,199,212	\$ 166,254,188
Grand Total, THE UNIVERSITY OF TEXAS SOUTHWESTERN MEDICAL CENTER	<u>\$ 166,199,212</u>	<u>\$ 166,254,188</u>

This bill pattern represents an estimated 7% of this agency's estimated total available funds for the biennium.

Number of Full-Time-Equivalents (FTE)-Appropriated Funds	1,858.0	1,858.0
---	---------	---------

1. Informational Listing of Appropriated Funds. The appropriations made above for Educational and General State Support are subject to the special and general provisions of this Act and include the following amounts for the purposes indicated.

A. Goal: INSTRUCTION/OPERATIONS		
Provide Instructional and Operations Support.		
A.1.1. Strategy: MEDICAL EDUCATION	\$ 44,871,108	\$ 44,871,108
A.1.2. Strategy: BIOMEDICAL SCIENCES TRAINING	\$ 7,506,169	\$ 7,506,169
Graduate Training in Biomedical Sciences.		
A.1.3. Strategy: ALLIED HEALTH PROFESSIONS TRAINING	\$ 4,564,014	\$ 4,564,014
A.1.4. Strategy: GRADUATE MEDICAL EDUCATION	\$ 10,375,721	\$ 10,375,721
A.2.1. Strategy: STAFF GROUP INSURANCE PREMIUMS	\$ 781,924	\$ 837,988
A.3.1. Strategy: TEXAS PUBLIC EDUCATION GRANTS	\$ 1,157,232	\$ 1,157,232
A.3.2. Strategy: MEDICAL LOANS	<u>\$ 77,912</u>	<u>\$ 77,912</u>
Total, Goal A: INSTRUCTION/OPERATIONS	<u>\$ 69,334,080</u>	<u>\$ 69,390,144</u>
B. Goal: PROVIDE RESEARCH SUPPORT		
B.1.1. Strategy: RESEARCH ENHANCEMENT	\$ 6,542,639	\$ 6,542,639
C. Goal: PROVIDE INFRASTRUCTURE SUPPORT		
C.1.1. Strategy: E&G SPACE SUPPORT	\$ 26,432,290	\$ 26,432,290
C.2.1. Strategy: TUITION REVENUE BOND RETIREMENT	<u>\$ 12,333,563</u>	<u>\$ 12,332,475</u>
Total, Goal C: PROVIDE INFRASTRUCTURE SUPPORT	<u>\$ 38,765,853</u>	<u>\$ 38,764,765</u>
D. Goal: PROVIDE SPECIAL ITEM SUPPORT		
D.1.1. Strategy: PRIMARY CARE RESIDENCY TRAINING	\$ 1,183,694	\$ 1,183,694
Primary Care Residency Training Program.		
D.2.1. Strategy: INSTITUTE FOR NOBEL/NA BIO RESEARCH	\$ 6,266,867	\$ 6,266,867
Institute for Nobel/National-Academy Biomedical Research.		
D.2.2. Strategy: INNOVATIONS IN MED TECHNOLOGY	\$ 6,839,708	\$ 6,839,708
Institute for Innovations in Medical Technology.		

THE UNIVERSITY OF TEXAS SOUTHWESTERN MEDICAL CENTER
(Continued)

D.2.3. Strategy: METROPLEX COMP MED IMAGING CENTER Metroplex Comprehensive Medical Imaging Center.	\$ 5,699,992	\$ 5,699,992
D.2.4. Strategy: CNTR OBESITY, DIABETES & METAB RSCH Center for Obesity, Diabetes and Metabolism Research.	\$ 6,839,992	\$ 6,839,992
D.2.5. Strategy: CENTER FOR RESEARCH OF SICKLE CELL Center for Research of Sickle Cell Disease.	\$ 1,139,992	\$ 1,139,992
D.2.6. Strategy: TX INST FOR BRAIN INJURY AND REPAIR Texas Institute for Brain Injury and Repair.	\$ 7,500,000	\$ 7,500,000
D.2.7. Strategy: CENTER FOR REG. SCIENCE & MEDICINE Center for Regenerative Science and Medicine.	\$ 8,000,000	\$ 8,000,000
D.2.8. Strategy: CENTER FOR ADV RADIATION THERAPY Center for Advanced Radiation Therapy.	\$ 1,000,000	\$ 1,000,000
D.3.1. Strategy: REGIONAL BURN CARE CENTER	\$ 94,992	\$ 94,992
D.4.1. Strategy: SCIENCE TEACHER ACCESS TO RESOURCES Program for Science Teacher Access to Resources (STARS).	\$ 569,992	\$ 569,992
D.5.1. Strategy: INSTITUTIONAL ENHANCEMENT	<u>\$ 759,992</u>	<u>\$ 759,992</u>
Total, Goal D: PROVIDE SPECIAL ITEM SUPPORT	<u>\$ 45,895,221</u>	<u>\$ 45,895,221</u>
E. Goal: TOBACCO FUNDS		
E.1.1. Strategy: TOBACCO EARNINGS - UT SWMC Tobacco Earnings for UT Southwestern Medical Center.	\$ 2,985,000	\$ 2,985,000
E.1.2. Strategy: TOBACCO - PERMANENT HEALTH FUND Tobacco Earnings from the Permanent Health Fund for Higher Ed. No. 810.	<u>\$ 2,676,419</u>	<u>\$ 2,676,419</u>
Total, Goal E: TOBACCO FUNDS	<u>\$ 5,661,419</u>	<u>\$ 5,661,419</u>
Grand Total, THE UNIVERSITY OF TEXAS SOUTHWESTERN MEDICAL CENTER	<u>\$ 166,199,212</u>	<u>\$ 166,254,188</u>
Object-of-Expense Informational Listing:		
Salaries and Wages	\$ 77,786,513	\$ 81,134,818
Other Personnel Costs	2,673,374	2,933,617
Faculty Salaries (Higher Education Only)	54,537,461	52,310,655
Professional Fees and Services	7,495	13,460
Consumable Supplies	41,491	51,951
Utilities	25,357	35,489
Rent - Building	696	328
Debt Service	12,333,563	12,332,475
Other Operating Expense	17,398,183	15,979,793
Grants	1,235,144	1,235,144
Capital Expenditures	<u>159,935</u>	<u>226,458</u>
Total, Object-of-Expense Informational Listing	<u>\$ 166,199,212</u>	<u>\$ 166,254,188</u>
Estimated Allocations for Employee Benefits and Debt Service Appropriations Made Elsewhere in this Act:		
<u>Employee Benefits</u>		
Retirement	\$ 9,722,885	\$ 10,014,575
Group Insurance	16,774,666	17,977,409
Social Security	<u>8,219,779</u>	<u>8,548,570</u>
Subtotal, Employee Benefits	<u>\$ 34,717,330</u>	<u>\$ 36,540,554</u>
Total, Estimated Allocations for Employee Benefits and Debt Service Appropriations Made Elsewhere in this Act	<u>\$ 34,717,330</u>	<u>\$ 36,540,554</u>

THE UNIVERSITY OF TEXAS SOUTHWESTERN MEDICAL CENTER
(Continued)

2. **Performance Measure Targets.** The following is a listing of the key performance target levels for The University of Texas Southwestern Medical Center. It is the intent of the Legislature that appropriations made by this Act be utilized in the most efficient and effective manner possible to achieve the intended mission of The University of Texas Southwestern Medical Center. In order to achieve the objectives and service standards established by this Act, The University of Texas Southwestern Medical Center shall make every effort to attain the following designated key performance target levels associated with each item of appropriation.

	<u>2016</u>	<u>2017</u>
A. Goal: INSTRUCTION/OPERATIONS		
Outcome (Results/Impact):		
Percent of Medical School Students Passing Part 1 or Part 2 of the National Licensing Exam on the First Attempt	98.3%	98.3%
Percent of Medical School Graduates Practicing Primary Care in Texas	19%	19%
Percent of Medical Residency Completers Practicing in Texas	61.6%	61.6%
Percent of Allied Health Graduates Passing the Certification/Licensure Exam on the First Attempt	100%	100%
Percent of Allied Health Graduates Who Are Licensed or Certified in Texas	95.2%	95.2%
Administrative (Institutional Support) Cost as a Percent of Total Expenditures	3.1%	3.1%
Percent of Medical School Graduates Practicing in Texas	55.8%	55.8%
A.1.1. Strategy: MEDICAL EDUCATION		
Output (Volume):		
Number of Combined MD/PhD Graduates	10	10
Explanatory:		
Minority Admissions as a Percent of Total First-year Admissions (All Schools)	14%	14%
Minority MD Admissions as a Percent of Total MD Admissions	20%	20%
Percent of Medical School Graduates Entering a Primary Care Residency	49.8%	49.8%
A.1.4. Strategy: GRADUATE MEDICAL EDUCATION		
Output (Volume):		
Total Number of MD or DO Residents	1,661	1,661
Explanatory:		
Minority MD or DO Residents as a Percent of Total MD or DO Residents	13.4%	13.4%
B. Goal: PROVIDE RESEARCH SUPPORT		
Outcome (Results/Impact):		
Total External Research Expenditures	350,998,900	350,998,900

3. **Estimated Appropriation and Unexpended Balance.** Included in the amounts appropriated above are: (1) estimated appropriations of amounts available for distribution or investment returns out of the Permanent Endowment Fund for The University of Texas Southwestern Medical Center No. 813 and (2) estimated appropriations of the institution's estimated allocation of amounts available for distribution out of the Permanent Health Fund for Higher Education No. 810.
- a. Amounts available for distribution or investment returns in excess of the amounts estimated above are also appropriated to the institution. In the event that amounts available for distribution or investment returns are less than the amounts estimated above, this Act may not be construed as appropriating funds to make up the difference.
 - b. All balances of estimated appropriations from the Permanent Endowment Fund for The University of Texas Southwestern Medical Center No. 813 and of the institution's allocation from the amounts available for distribution out of the Permanent Health Fund for Higher Education No. 810, except for any General Revenue, at the close of the fiscal year ending August 31, 2015, and the income to said fund during the fiscal years beginning September 1, 2015, are hereby appropriated. Any unexpended appropriations made above as of August 31, 2016, are hereby appropriated to the institution for the same purposes for fiscal year 2017.
4. **Texas Institute for Brain Injury and Repair.** Out of funds appropriated above in Strategy D.2.6, Texas Institute for Brain Injury, \$7,500,000 in General Revenue each fiscal year shall be used to support the Texas Institute for Brain Injury and Repair.

THE UNIVERSITY OF TEXAS SOUTHWESTERN MEDICAL CENTER
(Continued)

5. **Center for Regenerative Science and Medicine.** Out of funds appropriated above in Strategy D.2.7, Center for Regenerative Science and Medicine, \$8,000,000 in General Revenue each fiscal year shall be used for the Center for Regenerative Science and Medicine.
6. **Center for Advanced Radiation Therapy.** Out of funds appropriated to The University of Texas Southwestern Medical Center in Strategy D.2.8, Center for Advanced Radiation Therapy, \$1,000,000 in General Revenue in fiscal year 2016 and \$1,000,000 in General Revenue in fiscal year 2017 will be used for the Texas Center for Advanced Radiation Therapy.

THE UNIVERSITY OF TEXAS MEDICAL BRANCH AT GALVESTON

	For the Years Ending	
	August 31, 2016	August 31, 2017
Method of Financing:		
General Revenue Fund	\$ 258,399,846	\$ 258,542,809
<u>General Revenue Fund - Dedicated¹</u>		
Estimated Board Authorized Tuition Increases Account No. 704	1,386,634	1,386,634
Estimated Other Educational and General Income Account No. 770	11,496,874	11,496,874
Subtotal, General Revenue Fund - Dedicated	<u>\$ 12,883,508</u>	<u>\$ 12,883,508</u>
<u>Other Funds</u>		
Interagency Contracts	4,904,883	4,904,882
Permanent Health Fund for Higher Education, estimated	1,898,257	1,898,257
Permanent Endowment Fund, UT Medical Branch at Galveston, estimated	1,492,500	1,492,500
Subtotal, Other Funds	<u>\$ 8,295,640</u>	<u>\$ 8,295,639</u>
Total, Method of Financing	<u>\$ 279,578,994</u>	<u>\$ 279,721,956</u>
Items of Appropriation:		
1. Educational and General State Support	\$ 279,578,994	\$ 279,721,956
Grand Total, THE UNIVERSITY OF TEXAS MEDICAL BRANCH AT GALVESTON	<u>\$ 279,578,994</u>	<u>\$ 279,721,956</u>

This bill pattern represents an estimated 14.9% of this agency's estimated total available funds for the biennium.

Number of Full-Time-Equivalents (FTE)- Appropriated Funds	1,798.3	1,765.2
--	---------	---------

1. **Informational Listing of Appropriated Funds.** The appropriations made above for Educational and General State Support are subject to the special and general provisions of this Act and include the following amounts for the purposes indicated.

A. Goal: INSTRUCTION/OPERATIONS

Provide Instructional and Operations Support.

A.1.1. Strategy: MEDICAL EDUCATION	\$ 45,746,785	\$ 45,746,786
A.1.2. Strategy: BIOMEDICAL SCIENCES TRAINING Graduate Training in Biomedical Sciences.	\$ 3,573,928	\$ 3,573,928
A.1.3. Strategy: ALLIED HEALTH PROFESSIONS TRAINING	\$ 10,840,835	\$ 10,840,835
A.1.4. Strategy: NURSING EDUCATION	\$ 11,897,954	\$ 11,897,954
A.1.5. Strategy: GRADUATE TRAINING IN PUBLIC HEALTH	\$ 387,033	\$ 387,033
A.1.6. Strategy: GRADUATE MEDICAL EDUCATION	\$ 3,433,512	\$ 3,433,512
A.2.1. Strategy: STAFF GROUP INSURANCE PREMIUMS	\$ 1,962,846	\$ 2,103,583
A.2.2. Strategy: WORKERS' COMPENSATION INSURANCE	\$ 243,949	\$ 243,949
A.2.3. Strategy: UNEMPLOYMENT INSURANCE	\$ 54,888	\$ 54,888
A.3.1. Strategy: TEXAS PUBLIC EDUCATION GRANTS	\$ 1,085,724	\$ 1,085,724

THE UNIVERSITY OF TEXAS MEDICAL BRANCH AT GALVESTON
(Continued)

A.3.2. Strategy: MEDICAL LOANS	\$ 90,152	\$ 90,152
Total, Goal A: INSTRUCTION/OPERATIONS	\$ 79,317,606	\$ 79,458,344
B. Goal: PROVIDE RESEARCH SUPPORT		
B.1.1. Strategy: RESEARCH ENHANCEMENT	\$ 3,150,371	\$ 3,150,371
C. Goal: PROVIDE INFRASTRUCTURE SUPPORT		
C.1.1. Strategy: E&G SPACE SUPPORT	\$ 13,681,949	\$ 13,681,949
C.2.1. Strategy: TUITION REVENUE BOND RETIREMENT	\$ 17,182,178	\$ 17,184,403
Total, Goal C: PROVIDE INFRASTRUCTURE SUPPORT	\$ 30,864,127	\$ 30,866,352
D. Goal: PROVIDE HEALTH CARE SUPPORT		
D.1.1. Strategy: MEDICAL BRANCH HOSPITALS	\$ 152,279,486	\$ 152,279,485
E. Goal: PROVIDE SPECIAL ITEM SUPPORT		
E.1.1. Strategy: CHRONIC HOME DIALYSIS CENTER	\$ 1,400,159	\$ 1,400,159
E.1.2. Strategy: PRIMARY CARE PHYSICIAN SERVICES	\$ 4,843,714	\$ 4,843,714
E.1.3. Strategy: EAST TEXAS HEALTH EDUCATION CENTERS ¹	\$ 1,467,443	\$ 1,467,443
East Texas Area Health Education Centers.		
E.1.4. Strategy: SUPPORT FOR INDIGENT CARE	\$ 2,666,658	\$ 2,666,658
E.2.1. Strategy: INSTITUTIONAL ENHANCEMENT	\$ 198,673	\$ 198,673
Total, Goal E: PROVIDE SPECIAL ITEM SUPPORT	\$ 10,576,647	\$ 10,576,647
F. Goal: TOBACCO FUNDS		
F.1.1. Strategy: TOBACCO EARNINGS - UTMB-GALVESTON Tobacco Earnings for the UT Medical Branch at Galveston.	\$ 1,492,500	\$ 1,492,500
F.1.2. Strategy: TOBACCO - PERMANENT HEALTH FUND Tobacco Earnings from the Permanent Health Fund for Higher Ed. No. 810.	\$ 1,898,257	\$ 1,898,257
Total, Goal F: TOBACCO FUNDS	\$ 3,390,757	\$ 3,390,757
Grand Total, THE UNIVERSITY OF TEXAS MEDICAL BRANCH AT GALVESTON	\$ 279,578,994	\$ 279,721,956
Object-of-Expense Informational Listing:		
Salaries and Wages	\$ 86,647,639	\$ 86,678,611
Other Personnel Costs	50,291,086	50,359,268
Faculty Salaries (Higher Education Only)	28,240,841	28,250,712
Professional Fees and Services	7,532,270	7,535,003
Fuels and Lubricants	48,915	48,930
Consumable Supplies	15,753,522	15,759,313
Utilities	2,080,694	2,081,391
Travel	13,221	13,223
Rent - Building	1,836,620	1,837,298
Rent - Machine and Other	929,391	929,722
Debt Service	17,182,178	17,184,403
Other Operating Expense	67,001,579	67,022,874
Grants	1,175,876	1,175,876
Capital Expenditures	845,162	845,332
Total, Object-of-Expense Informational Listing	\$ 279,578,994	\$ 279,721,956
Estimated Allocations for Employee Benefits and Debt Service Appropriations Made Elsewhere in this Act:		
<u>Employee Benefits</u>		
Retirement	\$ 8,824,549	\$ 8,866,660
Group Insurance	52,020,694	63,610,044

THE UNIVERSITY OF TEXAS MEDICAL BRANCH AT GALVESTON
(Continued)

Social Security	22,182,966	23,070,285
Subtotal, Employee Benefits	\$ 83,028,209	\$ 95,546,989
Total, Estimated Allocations for Employee Benefits and Debt Service Appropriations Made Elsewhere in this Act	\$ 83,028,209	\$ 95,546,989

2. **Performance Measure Targets.** The following is a listing of the key performance target levels for The University of Texas Medical Branch at Galveston. It is the intent of the Legislature that appropriations made by this Act be utilized in the most efficient and effective manner possible to achieve the intended mission of The University of Texas Medical Branch at Galveston. In order to achieve the objectives and service standards established by this Act, The University of Texas Medical Branch at Galveston shall make every effort to attain the following designated key performance target levels associated with each item of appropriation.

	2016	2017
A. Goal: INSTRUCTION/OPERATIONS		
Outcome (Results/Impact):		
Percent of Medical School Students Passing Part 1 or Part 2 of the National Licensing Exam on the First Attempt	98%	98%
Percent of Medical School Graduates Practicing Primary Care in Texas	30%	30%
Percent of Allied Health Graduates Passing the Certification/Licensure Exam on the First Attempt	97.8%	97.8%
Percent of Allied Health Graduates Who Are Licensed or Certified in Texas	95.7%	95.7%
Percent of Bachelor of Science in Nursing Graduates Passing the National Licensing Exam on the First Attempt in Texas	94.2%	94.2%
Percent of Bachelor of Science in Nursing Graduates Who Are Licensed in Texas	98%	98%
Administrative (Institutional Support) Cost as a Percent of Total Expenditures	3.3%	3.3%
Percent of Medical School Graduates Practicing in Texas	70%	70%
A.1.1. Strategy: MEDICAL EDUCATION		
Explanatory:		
Minority Admissions as a Percent of Total First-year Admissions (All Schools)	28.3%	28.3%
Minority MD Admissions as a Percent of Total MD Admissions	33%	33%
Percent of Medical School Graduates Entering a Primary Care Residency	48%	48%
A.1.4. Strategy: NURSING EDUCATION		
Explanatory:		
Percent of Master of Science in Nursing Graduates Granted Advanced Practice Status in Texas	95%	95%
A.1.6. Strategy: GRADUATE MEDICAL EDUCATION		
Output (Volume):		
Total Number of MD or DO Residents	566	568
Explanatory:		
Minority MD or DO Residents as a Percent of Total MD or DO Residents	20%	20%
B. Goal: PROVIDE RESEARCH SUPPORT		
Outcome (Results/Impact):		
Total External Research Expenditures	145,000,000	145,000,000
D. Goal: PROVIDE HEALTH CARE SUPPORT		
Outcome (Results/Impact):		
Percent of Medical Residency Completers Practicing in Texas	60%	60%
Total Uncompensated Care Provided by Faculty	64,054,663	65,976,303
Total Uncompensated Care Provided in State-owned Facilities	79,782,086	84,112,319
D.1.1. Strategy: MEDICAL BRANCH HOSPITALS		
Output (Volume):		
Total Number of Outpatient Visits	927,484	972,150
Total Number of Inpatient Days	152,243	157,705

THE UNIVERSITY OF TEXAS MEDICAL BRANCH AT GALVESTON
(Continued)

3. **Appropriation of Charges and Fees.** There is hereby appropriated to The University of Texas Medical Branch at Galveston all charges and fees collected for the general expenses of the medical branch hospitals, including maintenance, support, and salaries of employees for the fiscal years ending August 31, 2016 and August 31, 2017.
4. **Rates, Donations and Gifts.** The Board of Regents of The University of Texas System shall fix reasonable rates to be charged and collected by hospitals, and may make and enter into contracts for the hospitalization of the indigent sick and accept donations and gifts for the support and maintenance of the hospitals and may utilize up to \$5 million per annum of local income to match any gift made to endowments provided, however, such match will not result in any reduction in the level of services for patients or any requirement for General Revenue replacement. Any project initiated under this authorization shall not be structured in such a manner that will require future specific appropriation of General Revenue. Provided, however, that this provision shall not be construed so as to authorize, without the prior and specific approval of the Legislature, the acceptance of real property which would require an appropriation by the Legislature for maintenance, repair, or construction of buildings.
5. **Helicopter Operation.** The University of Texas Medical Branch at Galveston is authorized to lease and operate a helicopter for the purpose of transporting critically ill or emergency patients to the medical branch hospitals. No state funds are to be used for the operation of this helicopter, except where the patient served is indigent or through an interagency contract with another state agency, or unless costs are reimbursed from insurance proceeds.
6. **Transfers of Appropriations - State Owned Hospitals.** The University of Texas Medical Branch at Galveston shall make intergovernmental transfers of funds of \$50,848,596 in fiscal year 2016 and \$50,848,596 in fiscal year 2017 to the Health and Human Services Commission. The timing and form of such transfers shall be determined by the Comptroller of Public Accounts in consultation with the Health and Human Services Commission. The Legislative Budget Board is authorized to adjust the amounts of such transfers as necessary to match available federal funds.
7. **Appropriation of Costs for Health Care to Inmates.** None of the funds appropriated above shall be expended to provide or support the provision of health care to inmates of the Texas Department of Criminal Justice (TDCJ). It is the intent of the Legislature that all costs for providing health care to inmates of the TDCJ including costs of operating TDCJ hospital facilities in Galveston County and Lubbock County shall be paid from appropriations made to the TDCJ and from any financial reserves from contracts with TDCJ that are held by the University for the correctional health care services. Appropriations made to the TDCJ for the provision of inmate health care services shall be expended in accordance with Government Code, Chapter 501, Subchapter E.
8. **Support of Student and Resident Training Programs.** The University of Texas Medical Branch at Galveston may spend any revenue appropriated to the institution by this Act or from other available funds for the support and development of student and resident training programs in Austin, including the payment of compensation, travel costs, costs for leased premises, and other operating expenses.
9. **Estimated Appropriation and Unexpended Balance.** Included in the amounts appropriated above are: (1) estimated appropriations of amounts available for distribution or investment returns out of the Permanent Endowment Fund for The University of Texas Medical Branch at Galveston No. 814 and (2) estimated appropriations of the institution's estimated allocation of amounts available for distribution out of the Permanent Health Fund for Higher Education No. 810.
 - a. Amounts available for distribution or investment returns in excess of the amounts estimated above are also appropriated to the institution. In the event that amounts available for distribution or investment returns are less than the amounts estimated above, this Act may not be construed as appropriating funds to makeup the difference.
 - b. All balances of estimated appropriations from the Permanent Endowment Fund for The University of Texas Medical Branch at Galveston No. 814 and of the institution's allocation from the amounts available for distribution out of the Permanent Health Fund for Higher Education No. 810, except for any General Revenue, at the close of the fiscal year ending August 31, 2015, and the income to said fund during the fiscal years beginning September 1, 2015, are hereby appropriated. Any unexpended appropriations made above as of August 31, 2016, are hereby appropriated to the institution for the same purpose for fiscal year 2017.

THE UNIVERSITY OF TEXAS MEDICAL BRANCH AT GALVESTON
(Continued)

- 10. Regional Emergency Medical Dispatch Resource Center Pilot Program.**¹ Out of funds appropriated above in Strategy E.1.3, East Texas Health Education Centers, \$53,438 from the Commission on State Emergency Communications Account No. 5007 shall be allocated, in each fiscal year of the 2016-17 biennium, to support the regional emergency medical dispatch resource center pilot program to be carried out by the East Texas Area Health Education Center of The University of Texas Medical Branch at Galveston, which is also authorized to seek additional grant funding for the program.
- 11. Health Care Services.** From funds appropriated above in Strategy D.1.1, Medical Branch Hospitals, The University of Texas Medical Branch at Galveston shall use at least \$712,500 for the 2016-17 biennium to operate and provide uncompensated care at the Cervical Dysplasia and Cancer Stop Clinic in McAllen.
- 12. Informational Listing - The University of Texas Medical Branch at Galveston Patient Income.** The following is an informational listing of the estimated amount of patient income for The University of Texas Medical Branch at Galveston during the 2016-17 biennium. The Full-Time Equivalents (FTEs) included in this informational listing shall not be counted for purposes of calculating the limitations within Article IX, Section 6.10.

	<u>2016</u>	<u>2017</u>
Health Related Institutions Patient Income, estimated	\$490,839,715	\$526,279,079
Number of Full-Time-Equivalents (FTEs) - Patient Income	3,798.2	3,933.8

¹ Incorporates Article IX, §18.23, of this Act, due to enactment of HB 479, 84th Legislature, Regular Session, relating to the transfer of the regional emergency medical dispatch resource centers program to the Commission on State Emergency Communications, resulting in decreases of \$53,438 out of General Revenue-Dedicated Commission on State Emergency Communications Account No. 5007 each fiscal year of the biennium. Rider 10, Regional Emergency Medical Dispatch Resource Center Pilot Program, is no longer applicable.

THE UNIVERSITY OF TEXAS HEALTH SCIENCE CENTER AT HOUSTON

	For the Years Ending	
	August 31, 2016	August 31, 2017
Method of Financing:		
General Revenue Fund	\$ 166,678,689	\$ 166,926,864
<u>General Revenue Fund - Dedicated</u>		
Estimated Board Authorized Tuition Increases Account No. 704	8,319,065	8,319,065
Estimated Other Educational and General Income Account No. 770	13,586,100	13,586,100
Subtotal, General Revenue Fund - Dedicated	<u>\$ 21,905,165</u>	<u>\$ 21,905,165</u>
<u>Other Funds</u>		
Permanent Health Fund for Higher Education, estimated	1,995,564	1,995,564
Permanent Endowment Fund, UTHSC Houston, estimated	1,492,500	1,492,500
Subtotal, Other Funds	<u>\$ 3,488,064</u>	<u>\$ 3,488,064</u>
Total, Method of Financing	<u><u>\$ 192,071,918</u></u>	<u><u>\$ 192,320,093</u></u>
Items of Appropriation:		
1. Educational and General State Support	\$ 192,071,918	\$ 192,320,093
Grand Total, THE UNIVERSITY OF TEXAS HEALTH SCIENCE CENTER AT HOUSTON	<u><u>\$ 192,071,918</u></u>	<u><u>\$ 192,320,093</u></u>

THE UNIVERSITY OF TEXAS HEALTH SCIENCE CENTER AT HOUSTON
(Continued)

This bill pattern represents an estimated 15% of this agency's estimated total available funds for the biennium.

Number of Full-Time-Equivalents (FTE)- Appropriated Funds	1,775.9	1,775.9
--	---------	---------

1. Informational Listing of Appropriated Funds. The appropriations made above for Educational and General State Support are subject to the special and general provisions of this Act and include the following amounts for the purposes indicated.

A. Goal: INSTRUCTION/OPERATIONS

Provide Instructional and Operations Support.

A.1.1. Strategy: MEDICAL EDUCATION	\$ 53,167,770	\$ 53,167,770
A.1.2. Strategy: DENTAL EDUCATION	\$ 21,119,322	\$ 21,119,322
A.1.3. Strategy: BIOMEDICAL SCIENCES TRAINING Graduate Training in Biomedical Sciences.	\$ 5,236,217	\$ 5,236,217
A.1.4. Strategy: ALLIED HEALTH PROFESSIONS TRAINING	\$ 1,887,076	\$ 1,887,076
A.1.5. Strategy: NURSING EDUCATION	\$ 13,304,859	\$ 13,304,859
A.1.6. Strategy: GRADUATE TRAINING IN PUBLIC HEALTH	\$ 20,336,084	\$ 20,336,084
A.1.7. Strategy: GRADUATE MEDICAL EDUCATION	\$ 5,732,962	\$ 5,732,962
A.2.1. Strategy: STAFF GROUP INSURANCE PREMIUMS	\$ 3,395,236	\$ 3,638,674
A.2.2. Strategy: WORKERS' COMPENSATION INSURANCE	\$ 395,153	\$ 395,153
A.2.3. Strategy: UNEMPLOYMENT INSURANCE	\$ 38,525	\$ 38,525
A.3.1. Strategy: TEXAS PUBLIC EDUCATION GRANTS	\$ 1,684,884	\$ 1,684,884
A.3.2. Strategy: MEDICAL LOANS	<u>\$ 127,331</u>	<u>\$ 127,331</u>

Total, Goal A: INSTRUCTION/OPERATIONS	<u>\$ 126,425,419</u>	<u>\$ 126,668,857</u>
--	-----------------------	-----------------------

B. Goal: PROVIDE RESEARCH SUPPORT

B.1.1. Strategy: RESEARCH ENHANCEMENT	\$ 4,140,915	\$ 4,140,915
--	--------------	--------------

C. Goal: PROVIDE INFRASTRUCTURE SUPPORT

C.1.1. Strategy: E&G SPACE SUPPORT	\$ 21,444,634	\$ 21,444,634
C.2.1. Strategy: TUITION REVENUE BOND RETIREMENT	<u>\$ 12,557,418</u>	<u>\$ 12,562,155</u>

Total, Goal C: PROVIDE INFRASTRUCTURE SUPPORT	<u>\$ 34,002,052</u>	<u>\$ 34,006,789</u>
--	----------------------	----------------------

D. Goal: PROVIDE HEALTH CARE SUPPORT

D.1.1. Strategy: DENTAL CLINIC OPERATIONS	\$ 664,149	\$ 664,149
--	------------	------------

E. Goal: PROVIDE SPECIAL ITEM SUPPORT

E.1.1. Strategy: IMPROVING PUBLIC HEALTH IN TX COMM Improving Public Health in Texas Communities.	\$ 3,500,000	\$ 3,500,000
E.1.2. Strategy: BIOMEDICAL INFORMATICS EXPANSION Biomedical Informatics Research and Education Expansion.	\$ 1,600,000	\$ 1,600,000
E.2.1. Strategy: REGIONAL ACADEMIC HLTH CTR-PUBHLTH Regional Academic Health Center - Public Health.	\$ 570,000	\$ 570,000
E.3.1. Strategy: HEART DISEASE/STROKE RESEARCH Heart Disease and Stroke Research.	\$ 4,180,000	\$ 4,180,000
E.3.2. Strategy: BIOTECHNOLOGY PROGRAM	\$ 760,000	\$ 760,000
E.3.3. Strategy: WORLD'S GREATEST SCIENTIST	\$ 1,900,000	\$ 1,900,000
E.3.4. Strategy: PSYCHIATRIC SERVICES Psychiatric Sciences.	\$ 6,000,000	\$ 6,000,000
E.4.1. Strategy: HARRIS COUNTY HOSPITAL DISTRICT	\$ 3,304,230	\$ 3,304,230
E.4.2. Strategy: SERVICE DELIVERY VALLEY/BORDER Service Delivery in the Valley/Border Region.	\$ 430,491	\$ 430,491
E.4.3. Strategy: TRAUMA CARE	\$ 500,000	\$ 500,000
E.5.1. Strategy: INSTITUTIONAL ENHANCEMENT	<u>\$ 606,598</u>	<u>\$ 606,598</u>

Total, Goal E: PROVIDE SPECIAL ITEM SUPPORT	<u>\$ 23,351,319</u>	<u>\$ 23,351,319</u>
--	----------------------	----------------------

THE UNIVERSITY OF TEXAS HEALTH SCIENCE CENTER AT HOUSTON
(Continued)

F. Goal: TOBACCO FUNDS

F.1.1. Strategy: TOBACCO EARNINGS -

UTHSC-HOUSTON	\$ 1,492,500	\$ 1,492,500
Tobacco Earnings for the UT Health Science Center at Houston.		

F.1.2. Strategy: TOBACCO - PERMANENT HEALTH FUND	<u>\$ 1,995,564</u>	<u>\$ 1,995,564</u>
Tobacco Earnings from the Permanent Health Fund for Higher Ed. No. 810.		

Total, Goal F: TOBACCO FUNDS	<u>\$ 3,488,064</u>	<u>\$ 3,488,064</u>
-------------------------------------	---------------------	---------------------

Grand Total, THE UNIVERSITY OF TEXAS HEALTH SCIENCE CENTER AT HOUSTON	<u><u>\$ 192,071,918</u></u>	<u><u>\$ 192,320,093</u></u>
--	------------------------------	------------------------------

Object-of-Expense Informational Listing:

Salaries and Wages	\$ 85,851,836	\$ 91,983,259
Other Personnel Costs	1,758,062	3,547,690
Faculty Salaries (Higher Education Only)	59,831,225	52,015,715
Professional Fees and Services	991,906	1,330,082
Consumable Supplies	62,202	115,304
Utilities	5,954,701	6,574,369
Rent - Building	791,640	1,051,678
Rent - Machine and Other	37,574	24,773
Debt Service	12,557,418	12,562,155
Other Operating Expense	21,685,736	21,144,826
Grants	1,812,215	1,812,215
Capital Expenditures	<u>737,403</u>	<u>158,027</u>

Total, Object-of-Expense Informational Listing	<u><u>\$ 192,071,918</u></u>	<u><u>\$ 192,320,093</u></u>
---	------------------------------	------------------------------

Estimated Allocations for Employee Benefits and Debt Service Appropriations Made Elsewhere in this Act:

Employee Benefits

Retirement	\$ 10,165,594	\$ 10,193,618
Group Insurance	22,350,456	23,961,176
Social Security	<u>10,917,339</u>	<u>11,354,032</u>

Subtotal, Employee Benefits	<u>\$ 43,433,389</u>	<u>\$ 45,508,826</u>
-----------------------------	----------------------	----------------------

Total, Estimated Allocations for Employee Benefits and Debt Service Appropriations Made Elsewhere in this Act	<u><u>\$ 43,433,389</u></u>	<u><u>\$ 45,508,826</u></u>
--	-----------------------------	-----------------------------

2. **Performance Measure Targets.** The following is a listing of the key performance target levels for The University of Texas Health Science Center at Houston. It is the intent of the Legislature that appropriations made by this Act be utilized in the most efficient and effective manner possible to achieve the intended mission of The University of Texas Health Science Center at Houston. In order to achieve the objectives and service standards established by this Act, The University of Texas Health Science Center at Houston shall make every effort to attain the following designated key performance target levels associated with each item of appropriation.

	<u>2016</u>	<u>2017</u>
A. Goal: INSTRUCTION/OPERATIONS		
Outcome (Results/Impact):		
Percent of Medical School Students Passing Part 1 or Part 2 of the National Licensing Exam on the First Attempt	98%	98%
Percent of Medical School Graduates Practicing Primary Care in Texas	36%	36%
Percent of Medical Residency Completers Practicing in Texas	68%	68%
Percent of Dental School Graduates Admitted to an Advanced Education Program in General Dentistry	18%	18%
Percent of Dental School Students Passing Part 1 or Part 2 of the National Licensing Exam on the First Attempt	98.5%	98.5%
Percent of Dental School Graduates Who Are Licensed in Texas	98%	98%
Percent of Allied Health Graduates Passing the Certification/Licensure Exam on the First Attempt	98.5%	98.5%

THE UNIVERSITY OF TEXAS HEALTH SCIENCE CENTER AT HOUSTON
(Continued)

Percent of Allied Health Graduates Who Are Licensed or Certified in Texas	92%	92%
Percent of Public Health School Graduates Who Are Employed in Texas	77%	77%
Percent of Bachelor of Science in Nursing Graduates Passing the National Licensing Exam on the First Attempt in Texas	98.5%	98.5%
Percent of Bachelor of Science in Nursing Graduates Who Are Licensed in Texas	98%	98%
Administrative (Institutional Support) Cost as a Percent of Total Expenditures	4%	4%
Percent of Medical School Graduates Practicing in Texas	62%	62%
A.1.1. Strategy: MEDICAL EDUCATION		
Explanatory:		
Minority Admissions as a Percent of Total First-year Admissions (All Schools)	27.5%	28%
Minority MD Admissions as a Percent of Total MD Admissions	24%	24%
Percent of Medical School Graduates Entering a Primary Care Residency	37%	37%
A.1.2. Strategy: DENTAL EDUCATION		
Explanatory:		
Minority Admissions as a Percent of Total Dental School Admissions	24%	24%
A.1.5. Strategy: NURSING EDUCATION		
Explanatory:		
Percent of Master of Science in Nursing Graduates Granted Advanced Practice Status in Texas	98%	98%
A.1.7. Strategy: GRADUATE MEDICAL EDUCATION		
Output (Volume):		
Total Number of MD or DO Residents	920	925
Explanatory:		
Minority MD or DO Residents as a Percent of Total MD or DO Residents	27%	27%
 B. Goal: PROVIDE RESEARCH SUPPORT		
Outcome (Results/Impact):		
Total External Research Expenditures	187,250,000	189,257,850
 D. Goal: PROVIDE HEALTH CARE SUPPORT		
Outcome (Results/Impact):		
Total Uncompensated Care Provided in State-Owned Facilities	571,705	583,140
Total Net Patient Revenue in State-Owned Facilities	7,216,313	7,432,874

3. Estimated Appropriation and Unexpended Balance. Included in the amounts appropriated above are: (1) estimated appropriations of amounts available for distribution or investment returns out of the Permanent Endowment Fund for The University of Texas Health Science Center at Houston No. 815 and (2) estimated appropriations of the institution's estimated allocation of amounts available for distribution out of the Permanent Health Fund for Higher Education No. 810.

- a. Amounts available for distribution or investment returns in excess of the amounts estimated above are also appropriated to the institution. In the event that amounts available for distribution or investment returns are less than the amounts estimated above, this Act may not be construed as appropriating funds to makeup the difference.
- b. All balances of estimated appropriations from the Permanent Endowment Fund for The University of Texas Health Science Center at Houston No. 815 and of the institution's allocation from the amounts available for distribution out of the Permanent Health Fund for Higher Education No. 810, except for any General Revenue, at the close of the fiscal year ending August 31, 2015, and the income to said fund during the fiscal years beginning September 1, 2015, are hereby appropriated. Any unexpended appropriations made above as of August 31, 2016, are hereby appropriated to the institution for the same purposes for fiscal year 2017.

4. Unexpended Balances Between Fiscal Years: Regional Academic Health Center - Public Health. Any unexpended balances as of August 31, 2016, from the appropriations identified in Strategy E.2.1, Regional Academic Health Center-Public Health, are hereby appropriated to The University of Texas Health Science Center at Houston for the same purpose for the fiscal year beginning September 1, 2016.

THE UNIVERSITY OF TEXAS HEALTH SCIENCE CENTER AT HOUSTON
(Continued)

5. **Early Childhood School Readiness Program.** Funds appropriated to the Texas Education Agency in Strategy A.2.1, Statewide Educational Programs, and transferred to The University of Texas Health Science Center at Houston shall be used for the Early Childhood Readiness Program at the State Center for Early Childhood Development at The University of Texas Health Science Center at Houston, for programs providing an educational component to public prekindergarten, Head Start, university early childhood programs, or private non-profit early childhood care programs that have entered into an integrated program with a public school.
6. **Informational Listing - The University of Texas Health Science Center at Houston Patient Income.** The following is an informational listing of the estimated amount of patient income for The University of Texas Health Science Center at Houston during the 2016-17 biennium. The Full-Time Equivalents (FTEs) included in this informational listing shall not be counted for purposes of calculating the limitations within Article IX, Section 6.10.

	<u>2016</u>	<u>2017</u>
Health Related Institutions Patient Income, estimated	\$5,562,696	\$5,553,341
Number of Full-Time-Equivalents (FTEs) - Patient Income	46.7	46.7

7. **Psychiatric Sciences.** Out of funds appropriated above in Strategy E.3.4, Psychiatric Sciences, \$6,000,000 in General Revenue each fiscal year shall be used to support The University of Texas Health Science Center's Department of Psychiatry and Behavioral Sciences.
8. **Contingency for Behavioral Health Funds.** Notwithstanding appropriation authority granted above, the Comptroller of Public Accounts shall not allow the expenditure of General Revenue-Related behavioral health funds for The University of Texas Health Science Center at Houston in Strategy E.3.4, Psychiatric Services in fiscal year 2017, as identified in Art. IX, Sec. 10.04, Statewide Behavioral Health Strategic Plan and Coordinated Expenditures, if the Legislative Budget Board provides notification to the Comptroller of Public Accounts that the agency's planned expenditure of those funds in fiscal year 2017 does not satisfy the requirements of Art. IX, Sec. 10.04, Statewide Behavioral Health Strategic Plan and Coordinated Expenditures.
9. **Biomedical Informatics Research and Education Expansion.** Out of funds appropriated to The University of Texas Health Science Center at Houston in Strategy E.1.2, Biomedical Informatics Research and Education Expansion, \$1,600,000 in General Revenue in fiscal year 2016 and \$1,600,000 in General Revenue in fiscal year 2017 will be used for Biomedical Informatics Research and Education Expansion.

THE UNIVERSITY OF TEXAS HEALTH SCIENCE CENTER AT SAN ANTONIO

	For the Years Ending	
	August 31, 2016	August 31, 2017
	<u> </u>	<u> </u>
Method of Financing:		
General Revenue Fund	\$ 131,422,183	\$ 131,510,128
<u>General Revenue Fund - Dedicated</u>		
Estimated Board Authorized Tuition Increases Account No. 704	650,000	650,000
Estimated Other Educational and General Income Account No. 770	8,444,506	8,444,508
Subtotal, General Revenue Fund - Dedicated	<u>\$ 9,094,506</u>	<u>\$ 9,094,508</u>
<u>Other Funds</u>		
Permanent Health Fund for Higher Education, estimated	1,720,512	1,720,512

THE UNIVERSITY OF TEXAS HEALTH SCIENCE CENTER AT SAN ANTONIO
(Continued)

Permanent Endowment Fund, UTHSC San Antonio, estimated	11,940,000	11,940,000
Subtotal, Other Funds	<u>\$ 13,660,512</u>	<u>\$ 13,660,512</u>
Total, Method of Financing	<u>\$ 154,177,201</u>	<u>\$ 154,265,148</u>
Items of Appropriation:		
1. Educational and General State Support	\$ 154,177,201	\$ 154,265,148
Grand Total, THE UNIVERSITY OF TEXAS HEALTH SCIENCE CENTER AT SAN ANTONIO	<u>\$ 154,177,201</u>	<u>\$ 154,265,148</u>

This bill pattern represents an estimated 19.5% of this agency's estimated total available funds for the biennium.

Number of Full-Time-Equivalents (FTE)- Appropriated Funds	2,169.5	2,169.5
--	---------	---------

1. Informational Listing of Appropriated Funds. The appropriations made above for Educational and General State Support are subject to the special and general provisions of this Act and include the following amounts for the purposes indicated.

A. Goal: INSTRUCTION/OPERATIONS

Provide Instructional and Operations Support.

A.1.1. Strategy: MEDICAL EDUCATION	\$ 41,527,615	\$ 41,527,615
A.1.2. Strategy: DENTAL EDUCATION	\$ 23,335,955	\$ 23,335,955
A.1.3. Strategy: BIOMEDICAL SCIENCES TRAINING Graduate Training in Biomedical Sciences.	\$ 2,856,601	\$ 2,856,601
A.1.4. Strategy: ALLIED HEALTH PROFESSIONS TRAINING	\$ 9,597,766	\$ 9,597,766
A.1.5. Strategy: NURSING EDUCATION	\$ 10,512,749	\$ 10,512,749
A.1.6. Strategy: GRADUATE MEDICAL EDUCATION	\$ 4,743,008	\$ 4,743,008
A.2.1. Strategy: STAFF GROUP INSURANCE PREMIUMS	\$ 1,159,657	\$ 1,242,804
A.2.2. Strategy: WORKERS' COMPENSATION INSURANCE	\$ 216,371	\$ 216,371
A.2.3. Strategy: UNEMPLOYMENT INSURANCE	\$ 91,711	\$ 91,711
A.3.1. Strategy: TEXAS PUBLIC EDUCATION GRANTS	\$ 1,612,451	\$ 1,612,451
A.3.2. Strategy: MEDICAL LOANS	<u>\$ 170,126</u>	<u>\$ 170,126</u>

Total, Goal A: INSTRUCTION/OPERATIONS	<u>\$ 95,824,010</u>	<u>\$ 95,907,157</u>
--	----------------------	----------------------

B. Goal: PROVIDE RESEARCH SUPPORT

B.1.1. Strategy: RESEARCH ENHANCEMENT	\$ 3,288,721	\$ 3,288,721
--	--------------	--------------

C. Goal: PROVIDE INFRASTRUCTURE SUPPORT

C.1.1. Strategy: E&G SPACE SUPPORT	\$ 14,798,812	\$ 14,798,812
C.2.1. Strategy: TUITION REVENUE BOND RETIREMENT	<u>\$ 9,704,120</u>	<u>\$ 9,708,920</u>

Total, Goal C: PROVIDE INFRASTRUCTURE SUPPORT	<u>\$ 24,502,932</u>	<u>\$ 24,507,732</u>
--	----------------------	----------------------

D. Goal: PROVIDE HEALTH CARE SUPPORT

D.1.1. Strategy: DENTAL CLINIC OPERATIONS	\$ 1,727,195	\$ 1,727,195
--	--------------	--------------

E. Goal: PROVIDE SPECIAL ITEM SUPPORT

E.1.1. Strategy: REGIONAL CAMPUS - LAREDO	\$ 4,223,289	\$ 4,223,289
E.1.2. Strategy: OUTREACH SUPPORT-SOUTH TX PROGRAMS Institutional Support for South Texas Programs.	\$ 1,345,406	\$ 1,345,406
E.2.1. Strategy: PODIATRY RESIDENCY TRAINING Podiatry Residency Training Program.	\$ 126,307	\$ 126,307
E.3.1. Strategy: MYCOBACTERIAL-MYCOLOGY RESEARCH LAB	\$ 136,805	\$ 136,805
E.3.2. Strategy: SA-LIFE SCIENCES INSTITUTE (SALSI)	\$ 2,000,000	\$ 2,000,000
SA - Life Sciences Institute (SALSI).		
E.3.3. Strategy: BARSHOP INSTITUTE FOR AGING STUDIES	\$ 2,000,000	\$ 2,000,000
Barshop Institute for Longevity and Aging Studies-Alzheimer's Research.		

THE UNIVERSITY OF TEXAS HEALTH SCIENCE CENTER AT SAN ANTONIO
(Continued)

E.4.1. Strategy: INSTITUTIONAL ENHANCEMENT	\$ 5,342,024	\$ 5,342,024
Total, Goal E: PROVIDE SPECIAL ITEM SUPPORT	\$ 15,173,831	\$ 15,173,831
F. Goal: TOBACCO FUNDS		
F.1.1. Strategy: TOBACCO EARNINGS - UTHSC SA Tobacco Earnings for the UT Health Science Center at San Antonio.	\$ 11,940,000	\$ 11,940,000
F.1.2. Strategy: TOBACCO - PERMANENT HEALTH FUND Tobacco Earnings from the Permanent Health Fund for Higher Ed. No. 810.	\$ 1,720,512	\$ 1,720,512
Total, Goal F: TOBACCO FUNDS	\$ 13,660,512	\$ 13,660,512
Grand Total, THE UNIVERSITY OF TEXAS HEALTH SCIENCE CENTER AT SAN ANTONIO	<u>\$ 154,177,201</u>	<u>\$ 154,265,148</u>
Object-of-Expense Informational Listing:		
Salaries and Wages	\$ 63,492,682	\$ 62,927,872
Other Personnel Costs	9,227,289	7,463,726
Faculty Salaries (Higher Education Only)	35,512,965	33,925,998
Utilities	129,245	78,314
Travel	306,200	499,075
Debt Service	14,524,468	12,691,608
Other Operating Expense	28,925,471	34,647,415
Client Services	187,105	183,985
Grants	1,782,577	1,782,577
Capital Expenditures	<u>89,199</u>	<u>64,578</u>
Total, Object-of-Expense Informational Listing	<u>\$ 154,177,201</u>	<u>\$ 154,265,148</u>
Estimated Allocations for Employee Benefits and Debt Service Appropriations Made Elsewhere in this Act:		
<u>Employee Benefits</u>		
Retirement	\$ 8,242,230	\$ 8,247,903
Group Insurance	19,129,638	20,501,233
Social Security	<u>8,118,894</u>	<u>8,443,651</u>
Subtotal, Employee Benefits	\$ 35,490,762	\$ 37,192,787
Total, Estimated Allocations for Employee Benefits and Debt Service Appropriations Made Elsewhere in this Act	<u>\$ 35,490,762</u>	<u>\$ 37,192,787</u>

2. **Performance Measure Targets.** The following is a listing of the key performance target levels for The University of Texas Health Science Center at San Antonio. It is the intent of the Legislature that appropriations made by this Act be utilized in the most efficient and effective manner possible to achieve the intended mission of The University of Texas Health Science Center at San Antonio. In order to achieve the objectives and service standards established by this Act, The University of Texas Health Science Center at San Antonio shall make every effort to attain the following designated key performance target levels associated with each item of appropriation.

	<u>2016</u>	<u>2017</u>
A. Goal: INSTRUCTION/OPERATIONS		
Outcome (Results/Impact):		
Percent of Medical School Students Passing Part 1 or Part 2 of the National Licensing Exam on the First Attempt	98%	98%
Percent of Medical School Graduates Practicing Primary Care in Texas	40%	40%
Percent of Medical Residency Completers Practicing in Texas	60%	60%
Percent of Dental School Graduates Admitted to an Advanced Education Program in General Dentistry	24%	24%
Percent of Dental School Students Passing Part 1 or Part 2 of the National Licensing Exam on the First Attempt	94.5%	94.5%
Percent of Dental School Graduates Who Are Licensed in Texas	80%	80%

THE UNIVERSITY OF TEXAS HEALTH SCIENCE CENTER AT SAN ANTONIO
(Continued)

Percent of Allied Health Graduates Passing the Certification/Licensure Exam on the First Attempt	93%	93%
Percent of Allied Health Graduates Who Are Licensed or Certified in Texas	91%	91%
Percent of Bachelor of Science in Nursing Graduates Passing the National Licensing Exam on the First Attempt in Texas	90%	90%
Percent of Bachelor of Science in Nursing Graduates Who Are Licensed in Texas	98.2%	98.2%
Administrative (Institutional Support) Cost as a Percent of Total Expenditures	5%	5%
Percent of Medical School Graduates Practicing in Texas	67%	67%
A.1.1. Strategy: MEDICAL EDUCATION		
Explanatory:		
Minority Admissions as a Percent of Total First-year Admissions (All Schools)	43.2%	43.2%
Minority MD Admissions as a Percent of Total MD Admissions	28.4%	28.4%
Percent of Medical School Graduates Entering a Primary Care Residency	48%	48%
A.1.2. Strategy: DENTAL EDUCATION		
Explanatory:		
Minority Admissions as a Percent of Total Dental School Admissions	23.8%	23.8%
A.1.5. Strategy: NURSING EDUCATION		
Explanatory:		
Percent of Master of Science in Nursing Graduates Granted Advanced Practice Status in Texas	95%	95%
A.1.6. Strategy: GRADUATE MEDICAL EDUCATION		
Output (Volume):		
Total Number of MD or DO Residents	760	760
Explanatory:		
Minority MD or DO Residents as a Percent of Total MD or DO Residents	28.3%	28.3%
 B. Goal: PROVIDE RESEARCH SUPPORT		
Outcome (Results/Impact):		
Total External Research Expenditures	150,000,000	152,000,000
 D. Goal: PROVIDE HEALTH CARE SUPPORT		
Outcome (Results/Impact):		
Total Uncompensated Care Provided in State-owned Facilities	336,000	336,000
Total Net Patient Revenue in State-owned Facilities	3,600,000	3,710,000

- 3. Services Provided in Support of the Regional Academic Health Center (RAHC) and The University of Texas Rio Grande Valley School of Medicine.** Notwithstanding limitations on appropriations transfers elsewhere in this Act, The University of Texas Health Science Center at San Antonio is authorized to use the funds appropriated by this Act to The University of Texas Rio Grande Valley for the purpose of providing services to The University of Texas Rio Grande Valley School of Medicine in an amount not to exceed \$15,698,950 in fiscal year 2016 and \$15,698,950 in fiscal year 2017, for the support of the Regional Academic Health Center or the establishment, operation, or administration of The University of Texas Rio Grande Valley School of Medicine.

For purposes of the requirements of Article IX, Sec. 6.08 Benefits Proportional by Fund of this Act, appropriations made to The University of Texas Rio Grande Valley and transferred to The University of Texas Health Science Center at San Antonio for the support of the Regional Academic Health Center or the establishment, operation, or administration of The University of Texas Rio Grande Valley School of Medicine shall be counted as if the transferred funds were directly appropriated to The University of Texas Health Science Center at San Antonio.

- 4. Unexpended Balances Between Fiscal Years: Regional Campus - Laredo.** Any unexpended balances as of August 31, 2016, from the appropriations identified in Strategy E.1.1, Regional Campus - Laredo, are hereby appropriated to The University of Texas Health Science Center at San Antonio for the same purpose for the fiscal year beginning September 1, 2016. Funds expended from appropriations identified in this strategy may be used to cover student travel expenses associated with rotations between the San Antonio and Laredo campuses.

THE UNIVERSITY OF TEXAS HEALTH SCIENCE CENTER AT SAN ANTONIO
(Continued)

- 5. Estimated Appropriation and Unexpended Balance.** Included in the amounts appropriated above are: (1) estimated appropriations of amounts available for distribution or investment returns out of the Permanent Endowment Fund for The University of Texas Health Science Center at San Antonio No. 811 and (2) estimated appropriations of the institution's estimated allocation of amounts available for distribution out of the Permanent Health Fund for High Education No. 810.
- a. Amounts for distribution or investment returns in excess of the amounts estimated above are also appropriated to the institution. In the event that amounts available for distribution or investment returns are less than the amounts estimated above, this Act may not be construed as appropriating funds to make up the difference.
 - b. All balances of estimated appropriations from the Permanent Endowment Fund for The University of Texas Health Science Center at San Antonio No. 811 and of the institution's allocation from the amounts available for distribution out of the Permanent Health Fund for Higher Education No. 810, except for any General Revenue, at the close of the fiscal year ending August 31, 2015, and the income to said fund during the fiscal years beginning September 1, 2015, are hereby appropriated. Any unexpended appropriations made above as of August 31, 2016, are hereby appropriated to the institution for the same purposes for fiscal year 2017.
- 6. Informational Listing - The University of Texas Health Science Center at San Antonio Patient Income.** The following is an informational listing of the estimated amount of patient income for The University of Texas Health Science Center at San Antonio during the 2016-17 biennium. The Full-Time Equivalents (FTEs) included in this informational listing shall not be counted for purposes of calculating the limitations within Article IX, Section 6.10.

	<u>2016</u>	<u>2017</u>
Health Related Institutions Patient Income, estimated	\$2,247,035	\$2,344,983
Number of Full-Time-Equivalents (FTEs) - Patient Income	35.0	40.0

- 7. Barshop Institute for Longevity and Aging Studies.** Out of funds appropriated above in Strategy E.3.3, Barshop Institute for Longevity and Aging Studies, \$2,000,000 in General Revenue each fiscal year shall be used to support the Barshop Institute for Longevity and Aging Studies, Alzheimer's Disease research, and translational science.
- 8. Unexpended Balances Between Fiscal Years: San Antonio Life Sciences Institute.** Any unexpended balances as of August 31, 2016, from the appropriations identified in Strategy E.3.2, Life Sciences Institute, are hereby appropriated to The University of Texas Health Science Center at San Antonio for the same purpose for the fiscal year beginning September 1, 2016.

THE UNIVERSITY OF TEXAS M.D. ANDERSON CANCER CENTER

	For the Years Ending	
	August 31, 2016	August 31, 2017
Method of Financing:		
General Revenue Fund	\$ 185,159,472	\$ 185,165,133
GR Dedicated - Estimated Other Educational and General Income Account No. 770	833,795	833,796
<u>Other Funds</u>		
License Plate Trust Fund Account No. 0802 ¹	2,164	2,164
Permanent Health Fund for Higher Education, estimated	2,393,907	2,393,907
Permanent Endowment Fund, UT MD Anderson Cancer Center, estimated	5,970,000	5,970,000
Subtotal, Other Funds	<u>\$ 8,366,071</u>	<u>\$ 8,366,071</u>
Total, Method of Financing	<u>\$ 194,359,338</u>	<u>\$ 194,365,000</u>

THE UNIVERSITY OF TEXAS M.D. ANDERSON CANCER CENTER

(Continued)

Items of Appropriation:

1. Educational and General State Support \$ 194,359,338 \$ 194,365,000

**Grand Total, THE UNIVERSITY OF TEXAS
M.D. ANDERSON CANCER CENTER** \$ 194,359,338 \$ 194,365,000

**This bill pattern represents an estimated 4.1%
of this agency's estimated total available
funds for the biennium.**

**Number of Full-Time-Equivalents (FTE)-
Appropriated Funds** 747.7 747.7

1. Informational Listing of Appropriated Funds. The appropriations made above for Educational and General State Support are subject to the special and general provisions of this Act and include the following amounts for the purposes indicated.

A. Goal: INSTRUCTION/OPERATIONS

Provide Instructional and Operations Support.

**A.1.1. Strategy: ALLIED HEALTH PROFESSIONS
TRAINING** \$ 3,485,769 \$ 3,485,769
A.1.2. Strategy: GRADUATE MEDICAL EDUCATION \$ 845,847 \$ 845,847
A.2.1. Strategy: CANCER CENTER OPERATIONS \$ 132,400,857 \$ 132,400,857
A.3.1. Strategy: STAFF GROUP INSURANCE PREMIUMS \$ 26,650 \$ 28,562
A.4.1. Strategy: TEXAS PUBLIC EDUCATION GRANTS \$ 91,333 \$ 91,333

Total, Goal A: INSTRUCTION/OPERATIONS \$ 136,850,456 \$ 136,852,368

B. Goal: PROVIDE RESEARCH SUPPORT

B.1.1. Strategy: RESEARCH ENHANCEMENT \$ 10,486,168 \$ 10,486,168

C. Goal: PROVIDE INFRASTRUCTURE SUPPORT

C.1.1. Strategy: E&G SPACE SUPPORT \$ 29,495,988 \$ 29,495,988
C.2.1. Strategy: TUITION REVENUE BOND RETIREMENT \$ 5,910,000 \$ 5,913,750

Total, Goal C: PROVIDE INFRASTRUCTURE SUPPORT \$ 35,405,988 \$ 35,409,738

D. Goal: PROVIDE SPECIAL ITEM SUPPORT

D.1.1. Strategy: RESEARCH SUPPORT \$ 1,158,857 \$ 1,158,857
D.1.2. Strategy: BREAST CANCER RESEARCH PROGRAM \$ 1,600,000 \$ 1,600,000
D.2.1. Strategy: INSTITUTIONAL ENHANCEMENT¹ \$ 493,962 \$ 493,962

Total, Goal D: PROVIDE SPECIAL ITEM SUPPORT \$ 3,252,819 \$ 3,252,819

E. Goal: TOBACCO FUNDS

**E.1.1. Strategy: TOBACCO EARNINGS - UT MD
ANDERSON** \$ 5,970,000 \$ 5,970,000
Tobacco Earnings for The University of Texas MD
Anderson Cancer Center.

**E.1.2. Strategy: TOBACCO - PERMANENT HEALTH
FUND** \$ 2,393,907 \$ 2,393,907
Tobacco Earnings from the Permanent Health Fund
for Higher Ed. No. 810.

Total, Goal E: TOBACCO FUNDS \$ 8,363,907 \$ 8,363,907

**Grand Total, THE UNIVERSITY OF TEXAS M.D.
ANDERSON CANCER CENTER** \$ 194,359,338 \$ 194,365,000

Object-of-Expense Informational Listing:

Salaries and Wages \$ 80,595,836 \$ 80,615,867
Other Personnel Costs 11,493,314 11,484,349
Faculty Salaries (Higher Education Only) 89,449,612 89,486,547
Professional Fees and Services 49,340 36,921
Consumable Supplies 34,993 28,625
Utilities 1,515 1,492
Travel 6,876 6,780
Rent - Machine and Other 517 510
Debt Service 5,910,000 5,913,750
Other Operating Expense 5,013,367 5,024,262

THE UNIVERSITY OF TEXAS M.D. ANDERSON CANCER CENTER
(Continued)

Grants	91,333	91,333
Capital Expenditures	1,712,635	1,674,564
Total, Object-of-Expense Informational Listing	\$ 194,359,338	\$ 194,365,000

Estimated Allocations for Employee Benefits and Debt Service Appropriations Made Elsewhere in this Act:

<u>Employee Benefits</u>		
Retirement	\$ 18,475,061	\$ 21,459,131
Group Insurance	6,653,048	7,130,071
Social Security	4,160,000	4,326,400
Subtotal, Employee Benefits	\$ 29,288,109	\$ 32,915,602
Total, Estimated Allocations for Employee Benefits and Debt Service Appropriations Made Elsewhere in this Act	\$ 29,288,109	\$ 32,915,602

2. **Performance Measure Targets.** The following is a listing of the key performance target levels for The University of Texas M.D. Anderson Cancer Center. It is the intent of the Legislature that appropriations made by this Act be utilized in the most efficient and effective manner possible to achieve the intended mission of The University of Texas M.D. Anderson Cancer Center. In order to achieve the objectives and service standards established by this Act, The University of Texas M.D. Anderson Cancer Center shall make every effort to attain the following designated key performance target levels associated with each item of appropriation.

	2016	2017
A. Goal: INSTRUCTION/OPERATIONS		
Outcome (Results/Impact):		
Percent of Allied Health Graduates Passing the Certification/Licensure Exam on the First Attempt	95%	95%
Percent of Allied Health Graduates Who Are Licensed or Certified in Texas	90%	90%
Percent of Medical Residency Completers Practicing in Texas	49.1%	49.1%
Total Uncompensated Care Provided by Faculty Administrative (Institutional Support) Cost as a Percent of Total Expenditures	66,881,955	67,860,896
Total Uncompensated Care Provided in State-owned Facilities	7.4%	7.4%
	169,421,746	169,482,670
A.1.1. Strategy: ALLIED HEALTH PROFESSIONS TRAINING		
Explanatory:		
Minority Admissions As a Percent of Total First-Year Admissions (All Schools)	32%	32%
A.1.2. Strategy: GRADUATE MEDICAL EDUCATION		
Output (Volume):		
Total Number of MD or DO Residents	172	175
Explanatory:		
Minority MD or DO Residents as a Percent of Total MD or DO Residents	10.2%	10.2%
A.2.1. Strategy: CANCER CENTER OPERATIONS		
Output (Volume):		
Total Number of Outpatient Visits	1,465,174	1,531,107
Total Number of Inpatient Days	213,218	218,548
B. Goal: PROVIDE RESEARCH SUPPORT		
Outcome (Results/Impact):		
Total External Research Expenditures	420,000,000	425,000,000

3. **Special Project Funding.** Notwithstanding other provisions of this article, the Board of Regents of The University of Texas System is hereby authorized, subject to approval by the Texas Higher Education Coordinating Board: (1) to expend such amounts of its Permanent University Fund No. 45 bond proceeds and/or other bond proceeds and such amounts of its other available moneys as may be necessary to fund the following project either in whole or in part; (2) to accept gifts, grants, and matching grants to fund such project either in whole or in part; and (3) to acquire, construct, alter, add to, repair, rehabilitate, equip and/or furnish such project for The University of Texas M. D. Anderson Cancer Center: (a) research facilities and (b) administrative support facilities and related parking facilities.

THE UNIVERSITY OF TEXAS M.D. ANDERSON CANCER CENTER
(Continued)

4. **Transfers of Appropriations - State Owned Hospitals.** The University of Texas M. D. Anderson Cancer Center shall make intergovernmental transfers of funds of \$82,967,665 in fiscal year 2016 and \$82,967,665 in fiscal year 2017 to the Health and Human Services Commission. The timing and form of such transfers shall be determined by the Comptroller of Public Accounts in consultation with the Health and Human Services Commission. The Legislative Budget Board is authorized to adjust the amounts of such transfers as necessary to match available federal funds. The transfers, however, shall be made not less frequently than monthly.
5. **Estimated Appropriation and Unexpended Balance.** Included in the amounts appropriated above are: (1) estimated appropriations of amounts available for distribution or investment returns out of the Permanent Endowment Fund for The University of Texas M.D. Anderson Cancer Center No. 812 and (2) estimated appropriations of the institution's estimated allocation of amounts available for distribution out of the Permanent Health Fund for Higher Education No. 810.
 - a. Amounts available for distribution or investment returns in excess of the amounts estimated above are also appropriated to the institution. In the event that amounts available for distribution or investment returns are less than the amounts estimated above, this Act may not be construed as appropriating funds to makeup the difference.
 - b. All balances of estimated appropriations from the Permanent Endowment Fund for The University of Texas M.D. Anderson Cancer Center No. 812 and of the institution's allocation from the amounts available for distribution out of the Permanent Health Fund for Higher Education No. 810, except for any General Revenue, at the close of the fiscal year ending August 31, 2015, and the income to said fund during the fiscal years beginning September 1, 2015, are hereby appropriated. Any unexpended appropriations made above as of August 31, 2016, are hereby appropriated to the institution for the same purposes for fiscal year 2017.
6. **Best Business Practices.** It is the intent of the Legislature that The University of Texas M.D. Anderson Cancer Center shall adopt appropriate measures to initiate the most cost-effective practices when delivering unreimbursed services to financially and medically indigent Texans. The intent of these practices is to allow for funds to be used in a manner, which would allow for greater benefits for the patients, the state, and the institution.
7. **Animal Facilities and Programs.** The animal facilities and programs of the Department of Veterinary Sciences at The University of Texas M. D. Anderson Cancer Center (UTMDACC) - Bastrop shall be regulated and inspected by the United States Department of Agriculture, Animal and Plant Health Inspection Services, pursuant to the Federal Animal Welfare Act. The UTMDACC - Bastrop Department of Veterinary Sciences shall comply with the regulations and is under the oversight of the United States Public Health Service/National Institutes of Health Office of Laboratory Animal Welfare. The UTMDACC - Bastrop Department of Veterinary Sciences shall be independently accredited for animal care programs and facilities by the Council on Accreditation of the Association for Assessment and Accreditation of Laboratory Animal Care (AAALAC International). The department shall be accredited by this body. It shall also be inspected regularly and its programs reviewed biannually by the UTMDACC Institutional Animal Care and Use Committee.
8. **Rare and Aggressive Breast Cancer Research Program.** Of the amounts appropriated above in Strategy D.1.2, Breast Cancer Research Program, \$1,600,000 in fiscal year 2016 and \$1,600,000 in fiscal year 2017 in General Revenue is for the rare and aggressive breast cancer research program. Its efforts will contribute to improving the diagnostics in patients with breast cancer.
9. **Informational Listing - The University of Texas M.D. Anderson Cancer Center Patient Income.** The following is an informational listing of the estimated amount of patient income for The University of Texas M.D. Anderson Cancer Center during the 2016-17 biennium. The Full-Time Equivalents (FTEs) included in this informational listing shall not be counted for purposes of calculating the limitations within Article IX, Section 6.10.

THE UNIVERSITY OF TEXAS M.D. ANDERSON CANCER CENTER
(Continued)

	<u>2016</u>	<u>2017</u>
Health Related Institutions Patient Income, estimated	\$3,206,934,506	\$3,419,410,990
Number of Full-Time-Equivalents (FTEs) - Patient Income	13,618.4	13,893.3

¹ Incorporates Article III, Special Provisions Relating Only to State Agencies of Higher Education, §60, relating to Texas Collegiate License Plate Scholarships, resulting in an increase of \$2,164 in FY 2016 and \$2,164 in FY 2017 out of the License Plate Trust Fund Account No. 802.

THE UNIVERSITY OF TEXAS HEALTH SCIENCE CENTER AT TYLER

	For the Years Ending	
	August 31, 2016	August 31, 2017
Method of Financing:		
General Revenue Fund	\$ 45,882,979	\$ 45,884,857
<u>General Revenue Fund - Dedicated</u>		
Estimated Board Authorized Tuition Increases Account No. 704	4,591	4,591
Estimated Other Educational and General Income Account No. 770	366,186	366,186
Subtotal, General Revenue Fund - Dedicated	<u>\$ 370,777</u>	<u>\$ 370,777</u>
<u>Other Funds</u>		
Permanent Health Fund for Higher Education, estimated	1,299,022	1,299,022
Permanent Endowment Fund, UT HSC Tyler, estimated	1,502,520	1,502,520
Subtotal, Other Funds	<u>\$ 2,801,542</u>	<u>\$ 2,801,542</u>
Total, Method of Financing	<u>\$ 49,055,298</u>	<u>\$ 49,057,176</u>
Items of Appropriation:		
1. Educational and General State Support	\$ 49,055,298	\$ 49,057,176
Grand Total, THE UNIVERSITY OF TEXAS HEALTH SCIENCE CENTER AT TYLER	<u>\$ 49,055,298</u>	<u>\$ 49,057,176</u>

This bill pattern represents an estimated 26.2% of this agency's estimated total available funds for the biennium.

Number of Full-Time-Equivalents (FTE)- Appropriated Funds	294.9	294.9
--	-------	-------

1. Informational Listing of Appropriated Funds. The appropriations made above for Educational and General State Support are subject to the special and general provisions of this Act and include the following amounts for the purposes indicated.

A. Goal: PROVIDE INSTRUCTION/OPERATIONS

Provide Instructional and Operations Support.

A.1.1. Strategy: BIOMEDICAL SCIENCES TRAINING Graduate Training in Biomedical Sciences.	\$ 499,070	\$ 499,070
A.1.2. Strategy: GRADUATE MEDICAL EDUCATION	\$ 520,039	\$ 520,039
A.1.3. Strategy: CHEST DISEASE CENTER OPERATIONS	\$ 29,180,166	\$ 29,180,166
A.2.1. Strategy: STAFF GROUP INSURANCE PREMIUMS	\$ 78,472	\$ 84,100
A.3.1. Strategy: TEXAS PUBLIC EDUCATION GRANTS	<u>\$ 6,330</u>	<u>\$ 6,330</u>
Total, Goal A: PROVIDE INSTRUCTION/OPERATIONS	<u>\$ 30,284,077</u>	<u>\$ 30,289,705</u>

THE UNIVERSITY OF TEXAS HEALTH SCIENCE CENTER AT TYLER

(Continued)

B. Goal: PROVIDE RESEARCH SUPPORT			
B.1.1. Strategy: RESEARCH ENHANCEMENT	\$	1,548,012	\$ 1,548,012
C. Goal: PROVIDE INFRASTRUCTURE SUPPORT			
C.1.1. Strategy: E&G SPACE SUPPORT	\$	1,135,077	\$ 1,135,077
C.2.1. Strategy: TUITION REVENUE BOND RETIREMENT	\$	<u>2,580,800</u>	\$ <u>2,577,050</u>
Total, Goal C: PROVIDE INFRASTRUCTURE SUPPORT	\$	<u>3,715,877</u>	\$ <u>3,712,127</u>
D. Goal: PROVIDE SPECIAL ITEM SUPPORT			
D.1.1. Strategy: NORTHEAST TEXAS INITIATIVE	\$	3,792,478	\$ 3,792,478
D.1.2. Strategy: MENTAL HEALTH TRAINING PGMS Mental Health Workforce Training Programs.	\$	4,000,000	\$ 4,000,000
D.2.1. Strategy: FAMILY PRACTICE RESIDENCY TRAINING Family Practice Residency Training Program.	\$	902,276	\$ 902,276
D.3.1. Strategy: SUPPORT FOR INDIGENT CARE	\$	984,375	\$ 984,375
D.4.1. Strategy: INSTITUTIONAL ENHANCEMENT	\$	<u>1,026,661</u>	\$ <u>1,026,661</u>
Total, Goal D: PROVIDE SPECIAL ITEM SUPPORT	\$	<u>10,705,790</u>	\$ <u>10,705,790</u>
E. Goal: TOBACCO FUNDS			
E.1.1. Strategy: TOBACCO EARNINGS - UT HSC AT TYLER Tobacco Earnings for University of Texas Health Science Center/Tyler.	\$	1,502,520	\$ 1,502,520
E.1.2. Strategy: TOBACCO - PERMANENT HEALTH FUND Tobacco Earnings from the Permanent Health Fund for Higher Ed. No. 810.	\$	<u>1,299,022</u>	\$ <u>1,299,022</u>
Total, Goal E: TOBACCO FUNDS	\$	<u>2,801,542</u>	\$ <u>2,801,542</u>
Grand Total, THE UNIVERSITY OF TEXAS HEALTH SCIENCE CENTER AT TYLER	\$	<u>49,055,298</u>	\$ <u>49,057,176</u>
Object-of-Expense Informational Listing:			
Salaries and Wages	\$	9,605,227	\$ 9,924,475
Other Personnel Costs		2,666,634	2,094,255
Faculty Salaries (Higher Education Only)		5,257,756	4,501,232
Professional Salaries - Faculty Equivalent (Higher Education Only)		734,362	608,631
Professional Fees and Services		1,604,744	938,159
Fuels and Lubricants		3,935	4,406
Consumable Supplies		112,528	270,265
Utilities		605,811	642,144
Travel		63,446	63,145
Rent - Building		92,914	61,910
Rent - Machine and Other		574,845	596,687
Debt Service		2,580,800	2,577,050
Other Operating Expense		25,068,227	26,710,313
Grants		6,330	6,330
Capital Expenditures		<u>77,739</u>	<u>58,174</u>
Total, Object-of-Expense Informational Listing	\$	<u>49,055,298</u>	\$ <u>49,057,176</u>
Estimated Allocations for Employee Benefits and Debt Service Appropriations Made Elsewhere in this Act:			
<u>Employee Benefits</u>			
Retirement	\$	837,615	\$ 842,527
Group Insurance		4,382,195	4,696,399
Social Security		<u>3,037,081</u>	<u>3,158,564</u>
Subtotal, Employee Benefits	\$	<u>8,256,891</u>	\$ <u>8,697,490</u>
Total, Estimated Allocations for Employee Benefits and Debt Service Appropriations Made Elsewhere in this Act	\$	<u>8,256,891</u>	\$ <u>8,697,490</u>

THE UNIVERSITY OF TEXAS HEALTH SCIENCE CENTER AT TYLER
(Continued)

2. **Performance Measure Targets.** The following is a listing of the key performance target levels for The University of Texas Health Science Center at Tyler. It is the intent of the Legislature that appropriations made by this Act be utilized in the most efficient and effective manner possible to achieve the intended mission of The University of Texas Health Science Center at Tyler. In order to achieve the objectives and service standards established by this Act, The University of Texas Health Science Center at Tyler shall make every effort to attain the following designated key performance target levels associated with each item of appropriation.

	2016	2017
A. Goal: PROVIDE INSTRUCTION/OPERATIONS		
Outcome (Results/Impact):		
Percent of Medical Residency Completers Practicing in Texas	80%	80%
Total Uncompensated Care Provided by Faculty	4,540,136	4,540,136
Administrative (Institutional Support) Cost As Percent of Total Expenditures	6.1%	6.1%
Total Uncompensated Care Provided in State-owned Facilities	22,256,150	22,478,710
Total New Patient Revenue in State-owned Facilities	59,387,939	56,981,819
A.1.2. Strategy: GRADUATE MEDICAL EDUCATION		
Output (Volume):		
Total Number of MD or DO Residents	90	90
Explanatory:		
Minority MD or DO Residents as a Percent of Total MD or DO Residents	28.6%	28.6%
Minority Admissions as a Percent of Total First-year Admissions (All Schools)	28.6%	28.6%
A.1.3. Strategy: CHEST DISEASE CENTER OPERATIONS		
Output (Volume):		
Total Number of Outpatient Visits	130,000	130,000
Total Number of Inpatient Days	8,100	8,100
B. Goal: PROVIDE RESEARCH SUPPORT		
Outcome (Results/Impact):		
Total External Research Expenditures	16,682,539	16,682,539

3. **Rates, Donations and Gifts.** The Board of Regents of The University of Texas System shall fix reasonable rates to be charged and collected from paying patients of the center, and may make and enter into contracts for the hospitalization of the indigent sick and accept donations and gifts for the support and maintenance of the center; provided, however, that this provision should not be construed so as to authorize, without prior and specific approval of the Legislature, acceptance of real property which would require an appropriation by the Legislature for maintenance, repair, or construction of buildings.
4. **Transfers of Appropriations - State Owned Hospitals.** The University of Texas Health Science Center at Tyler shall make intergovernmental transfers of funds of \$9,374,671 in fiscal year 2016 and \$9,374,671 in fiscal year 2017 to the Health and Human Services Commission. The timing and form of such transfers shall be determined by the Comptroller of Public Accounts in consultation with the Health and Human Services Commission. The Legislative Budget Board is authorized to adjust the amounts of such transfers as necessary to match available federal funds.
5. **Estimated Appropriation and Unexpended Balance.** Included in the amounts appropriated above are: (1) estimated appropriations of amounts available for distribution or investment returns out of the Permanent Endowment Fund for The University of Texas Health Science Center at Tyler No. 816 and (2) estimated appropriations of the institution's estimated allocation of amounts available for distribution out of the Permanent Health Fund for Higher Education No. 810.
- a. Amounts available for distribution or investment returns in excess of the amounts estimated above are also appropriated to the institution. In the event that amounts available for distribution or investment returns are less than the amounts estimated above, this Act may not be construed as appropriating funds to makeup the difference.
 - b. All balances of estimated appropriations from the Permanent Endowment Fund for The University of Texas Health Science Center at Tyler No. 816 and of the institution's allocation from the amounts available for distribution out of the Permanent Health Fund for Higher Education No. 810, except for any General Revenue, at the close of the fiscal year ending August 31, 2015, and the income to said fund during the fiscal years beginning September 1, 2015, are hereby appropriated. Any unexpended appropriations made above as of August 31, 2016, are hereby appropriated to the institution for the same purposes for fiscal year 2017.

THE UNIVERSITY OF TEXAS HEALTH SCIENCE CENTER AT TYLER
(Continued)

- 6. Informational Listing - The University of Texas Health Science Center at Tyler Patient Income.** The following is an informational listing of the estimated amount of patient income for The University of Texas Health Science Center at Tyler during the 2016-17 biennium. The Full-Time Equivalents (FTEs) included in this informational listing shall not be counted for purposes of calculating the limitations within Article IX, Section 6.10.

	<u>2016</u>	<u>2017</u>
Health Related Institutions Patient Income, estimated	\$57,771,467	\$57,706,427
Number of Full-Time-Equivalents (FTEs) - Patient Income	650.9	650.9

- 7. Mental Health Workforce Training for Underserved Areas.** Out of funds appropriated above in Strategy D.1.2, Mental Health Workforce Training Programs, \$4,000,000 in General Revenue each fiscal year of the 2016-17 biennium at The University of Texas Health Science Center at Tyler shall be used to support mental health workforce training programs in underserved areas including, but not limited to, Rusk State Hospital and Terrell State Hospital.
- 8. Contingency for Behavioral Health Funds.** Notwithstanding appropriation authority granted above, the Comptroller of Public Accounts shall not allow the expenditure of General Revenue-Related behavioral health funds for The University of Texas Health Science Center at Tyler in Strategy D.1.2, Mental Health Workforce Training Programs in fiscal year 2017, as identified in Art. IX, Sec. 10.04, Statewide Behavioral Health Strategic Plan and Coordinated Expenditures, if the Legislative Budget Board provides notification to the Comptroller of Public Accounts that the agency's planned expenditure of those funds in fiscal year 2017 does not satisfy the requirements of Art. IX, Sec. 10.04, Statewide Behavioral Health Strategic Plan and Coordinated Expenditures.
- 9. Northeast Texas Initiative.** Out of funds appropriated to The University of Texas Health Science Center at Tyler in Strategy D.1.1, Northeast Texas Initiative, \$3,792,478 in General Revenue in fiscal year 2016 and \$3,792,478 in General Revenue in fiscal year 2017 will be used for the Northeast Texas Initiative.

TEXAS A&M UNIVERSITY SYSTEM HEALTH SCIENCE CENTER

	For the Years Ending	
	August 31, 2016	August 31, 2017
Method of Financing:		
General Revenue Fund	\$ 132,456,608	\$ 132,249,123
<u>General Revenue Fund - Dedicated</u>		
Estimated Board Authorized Tuition Increases Account No. 704	5,405,734	5,405,734
Estimated Other Educational and General Income Account No. 770	9,074,622	9,074,622
Subtotal, General Revenue Fund - Dedicated	<u>\$ 14,480,356</u>	<u>\$ 14,480,356</u>
<u>Other Funds</u>		
Permanent Health Fund for Higher Education, estimated	1,289,193	1,289,193
Permanent Endowment Fund, Texas A&M University HSC, estimated	1,400,000	1,400,000
Subtotal, Other Funds	<u>\$ 2,689,193</u>	<u>\$ 2,689,193</u>
Total, Method of Financing	<u>\$ 149,626,157</u>	<u>\$ 149,418,672</u>
Items of Appropriation:		
1. Educational and General State Support	\$ 149,626,157	\$ 149,418,672
Grand Total, TEXAS A&M UNIVERSITY SYSTEM HEALTH SCIENCE CENTER	<u>\$ 149,626,157</u>	<u>\$ 149,418,672</u>

TEXAS A&M UNIVERSITY SYSTEM HEALTH SCIENCE CENTER

(Continued)

This bill pattern represents an estimated 52.8% of this agency's estimated total available funds for the biennium.

Number of Full-Time-Equivalents (FTE)- Appropriated Funds	1,093.0	1,094.0
--	---------	---------

1. Informational Listing of Appropriated Funds. The appropriations made above for Educational and General State Support are subject to the special and general provisions of this Act and include the following amounts for the purposes indicated.

A. Goal: INSTRUCTION/OPERATIONS

Provide Instructional and Operations Support.

A.1.1. Strategy: MEDICAL EDUCATION	\$ 45,453,598	\$ 45,453,599
A.1.2. Strategy: DENTAL EDUCATION	\$ 23,063,928	\$ 23,063,928
A.1.3. Strategy: DENTAL HYGIENE EDUCATION	\$ 1,521,930	\$ 1,521,930
A.1.4. Strategy: BIOMEDICAL SCIENCES TRAINING Graduate Training in Biomedical Sciences.	\$ 2,587,616	\$ 2,587,616
A.1.5. Strategy: NURSING EDUCATION	\$ 3,761,261	\$ 3,761,261
A.1.6. Strategy: RURAL PUBLIC HEALTH TRAINING Graduate Training in Rural Public Health.	\$ 6,339,907	\$ 6,339,907
A.1.7. Strategy: PHARMACY EDUCATION	\$ 9,449,985	\$ 9,449,985
A.1.8. Strategy: GRADUATE MEDICAL EDUCATION	\$ 3,903,427	\$ 3,903,427
A.2.1. Strategy: STAFF GROUP INSURANCE PREMIUMS	\$ 944,327	\$ 1,012,035
A.2.2. Strategy: WORKERS' COMPENSATION INSURANCE	\$ 57,802	\$ 57,802
A.2.3. Strategy: UNEMPLOYMENT INSURANCE	\$ 27,623	\$ 27,623
A.3.1. Strategy: TEXAS PUBLIC EDUCATION GRANTS	\$ 1,295,833	\$ 1,295,833
A.3.2. Strategy: MEDICAL LOANS	\$ 145,809	\$ 145,809

Total, Goal A: INSTRUCTION/OPERATIONS	<u>\$ 98,553,046</u>	<u>\$ 98,620,755</u>
--	----------------------	----------------------

B. Goal: PROVIDE RESEARCH SUPPORT

B.1.1. Strategy: RESEARCH ENHANCEMENT	\$ 2,652,359	\$ 2,652,359
--	--------------	--------------

C. Goal: PROVIDE INFRASTRUCTURE SUPPORT

C.1.1. Strategy: E&G SPACE SUPPORT	\$ 8,413,052	\$ 8,413,052
C.2.1. Strategy: TUITION REVENUE BOND RETIREMENT	\$ 4,408,035	\$ 4,134,401
C.2.2. Strategy: DEBT SERVICE - ROUND ROCK Debt Service for the Round Rock Facility.	<u>\$ 3,880,363</u>	<u>\$ 3,878,803</u>

Total, Goal C: PROVIDE INFRASTRUCTURE SUPPORT	<u>\$ 16,701,450</u>	<u>\$ 16,426,256</u>
--	----------------------	----------------------

D. Goal: PROVIDE HEALTH CARE SUPPORT

D.1.1. Strategy: DENTAL CLINIC OPERATIONS	\$ 39,048	\$ 39,048
--	-----------	-----------

E. Goal: PROVIDE SPECIAL ITEM SUPPORT

E.1.1. Strategy: COASTAL BEND HEALTH EDUCATION CTR Coastal Bend Health Education Center.	\$ 1,609,847	\$ 1,609,847
E.1.2. Strategy: SOUTH TEXAS HEALTH CENTER	\$ 694,124	\$ 694,124
E.1.3. Strategy: IRMA RANGEL COLLEGE OF PHARMACY	\$ 2,384,762	\$ 2,384,762
E.1.4. Strategy: COLL STN, TEMPLE, R ROCK - MEDICAL College Station, Temple, and Round Rock - Medical.	\$ 15,817,500	\$ 15,817,500
E.1.5. Strategy: FORENSIC NURSING	\$ 1,000,000	\$ 1,000,000
E.1.6. Strategy: HEALTHY SOUTH TEXAS 2025 Healthy South Texas 2025: Texas A&M Inst for Public Health Improvement.	\$ 5,000,000	\$ 5,000,000
E.1.7. Strategy: NURSING PROGRAM EXPANSION	\$ 250,000	\$ 250,000
E.2.1. Strategy: INSTITUTIONAL ENHANCEMENT	<u>\$ 2,234,828</u>	<u>\$ 2,234,828</u>

Total, Goal E: PROVIDE SPECIAL ITEM SUPPORT	<u>\$ 28,991,061</u>	<u>\$ 28,991,061</u>
--	----------------------	----------------------

F. Goal: TOBACCO FUNDS

F.1.1. Strategy: TOBACCO EARNINGS - TAMU SYSTEM HSC Tobacco Earnings for Texas A&M University System Health Science Center.	\$ 1,400,000	\$ 1,400,000
---	--------------	--------------

TEXAS A&M UNIVERSITY SYSTEM HEALTH SCIENCE CENTER
(Continued)

F.1.2. Strategy: TOBACCO - PERMANENT HEALTH FUND	\$ 1,289,193	\$ 1,289,193
Tobacco Earnings from the Permanent Health Fund for Higher Ed. No. 810.		

Total, Goal F: TOBACCO FUNDS	\$ 2,689,193	\$ 2,689,193
-------------------------------------	--------------	--------------

Grand Total, TEXAS A&M UNIVERSITY SYSTEM HEALTH SCIENCE CENTER	<u>\$ 149,626,157</u>	<u>\$ 149,418,672</u>
---	-----------------------	-----------------------

Object-of-Expense Informational Listing:

Salaries and Wages	\$ 47,266,515	\$ 44,784,233
Other Personnel Costs	4,840,244	4,665,206
Faculty Salaries (Higher Education Only)	41,937,122	44,785,931
Professional Salaries - Faculty Equivalent (Higher Education Only)	2,009,042	1,518,157
Professional Fees and Services	3,514,965	5,657,375
Fuels and Lubricants	28,486	0
Consumable Supplies	898,983	648,932
Utilities	2,066,624	142,816
Travel	464,652	271,981
Rent - Building	2,936,040	2,624,069
Rent - Machine and Other	312,703	177,379
Debt Service	8,288,398	8,013,204
Other Operating Expense	30,372,155	33,259,156
Client Services	614,550	255,631
Grants	1,441,642	1,441,642
Capital Expenditures	<u>2,634,036</u>	<u>1,172,960</u>

Total, Object-of-Expense Informational Listing	<u>\$ 149,626,157</u>	<u>\$ 149,418,672</u>
---	-----------------------	-----------------------

Estimated Allocations for Employee Benefits and Debt Service Appropriations Made Elsewhere in this Act:

Employee Benefits

Retirement	\$ 5,602,073	\$ 5,658,094
Group Insurance	8,210,429	8,799,117
Social Security	<u>5,317,860</u>	<u>5,530,574</u>

Subtotal, Employee Benefits	\$ 19,130,362	\$ 19,987,785
-----------------------------	---------------	---------------

Debt Service

Lease Payments	\$ 4,448	\$ 4,515
----------------	----------	----------

Total, Estimated Allocations for Employee Benefits and Debt Service Appropriations Made Elsewhere in this Act	<u>\$ 19,134,810</u>	<u>\$ 19,992,300</u>
--	----------------------	----------------------

2. **Performance Measure Targets.** The following is a listing of the key performance target levels for the Texas A&M University System Health Science Center. It is the intent of the Legislature that appropriations made by this Act be utilized in the most efficient and effective manner possible to achieve the intended mission of the Texas A&M University System Health Science Center. In order to achieve the objectives and service standards established by this Act, the Texas A&M University System Health Science Center shall make every effort to attain the following designated key performance target levels associated with each item of appropriation.

	<u>2016</u>	<u>2017</u>
A. Goal: INSTRUCTION/OPERATIONS		
Outcome (Results/Impact):		
Percent of Medical School Students Passing Part 1 or Part 2 of the National Licensing Exam on the First Attempt	98%	98%
Percent of Medical School Graduates Practicing Primary Care in Texas	41%	41%
Percent of Medical Residency Completers Practicing in Texas	68%	70%
Percent of Dental School Graduates Admitted to an Advanced Education Program in General Dentistry	16%	16%
Percent of Dental School Students Passing Part 1 or Part 2 of the National Licensing Exam on the First Attempt	95%	95%
Percent of Dental School Graduates Who Are Licensed in Texas	95%	95%

TEXAS A&M UNIVERSITY SYSTEM HEALTH SCIENCE CENTER
(Continued)

Percent of Allied Health Graduates Passing the Certification/Licensure Exam on the First Attempt	100%	100%
Percent of Allied Health Graduates Who Are Licensed or Certified in Texas	100%	100%
Percent of Rural Public Health School Graduates Who Are Employed in Texas	92%	92%
Administrative (Institutional Support) Cost as a Percent of Total Expenditures	5.3%	5.3%
Percent of Pharmacy School Graduates Who are Licensed in Texas	91%	91%
Percent of Pharmacy School Graduates Passing the National Licensing Exam in the first try	95%	95%
Percent of Medical School Graduates Practicing in Texas	70%	70%
Percent of Bachelor of Science in Nursing Graduates Passing the National Licensing Exam on the First Attempt in Texas	100%	100%
Percent of Bachelor of Science in Nursing Graduates who are Licensed in Texas	99%	99%
A.1.1. Strategy: MEDICAL EDUCATION		
Explanatory:		
Minority Admissions as a Percent of Total First-year Admissions (All Schools)	31%	31%
Minority MD Admissions as a Percent of Total MD Admissions	20%	20%
Percent of Medical School Graduates Entering a Primary Care Residency	55%	55%
A.1.2. Strategy: DENTAL EDUCATION		
Explanatory:		
Minority Admissions as a Percent of Total Dental School Admissions	40%	40%
A.1.8. Strategy: GRADUATE MEDICAL EDUCATION		
Output (Volume):		
Total Number of MD or DO Residents	650	650
Explanatory:		
Minority MD or DO Residents as a Percent of Total MD or DO Residents	20%	20%
B. Goal: PROVIDE RESEARCH SUPPORT		
Outcome (Results/Impact):		
Total Research Expenditures	70,000,000	70,000,000
D. Goal: PROVIDE HEALTH CARE SUPPORT		
Outcome (Results/Impact):		
Total Uncompensated Care Provided in State-owned Facilities	1,950,000	1,950,000
Total New Patient Revenue in State-owned Facilities	8,800,000	8,800,000

3. **Cardiovascular Research Institute.** Out of the amounts appropriated above, Texas A&M University System Health Science Center shall expend funds for Cardiovascular Research Institute activities conducted primarily at the health science center facilities in Temple. It is the intent of the Legislature that these funds would be in addition to the amounts allocated to the Temple campus for the normal operation and maintenance of programs and facilities during the biennium.
4. **Coastal Bend Health Education Center.** Out of funds appropriated above to Texas A&M University System Health Science Center in Strategy E.1.1, Coastal Bend Health Education Center, the institution shall allocate funds to operate a local area network among coastal distance education sites, provide electronic library access, and develop allied health programs with area general academic institutions.
5. **Medical Program.** Texas A&M University System Health Science Center is hereby authorized to unite with Scott & White Clinic, Scott & White Memorial Hospital, and the Scott, Sherwood, and Brindley Foundation as its long-term primary partners for high quality clinical education and research for the benefit of the citizens of Texas. Texas A&M University System Health Science Center is additionally authorized to collaborate with the Central Texas Veterans' Health Care System, Darnall Army Community Hospital, and Driscoll Children's Hospital. Research conducted by Texas A&M University System Health Science Center faculty under the contract with its primary clinical partner to provide clinical education and research services shall be considered in the formula calculations for the Research Enhancement and E&G Space Support strategies.

TEXAS A&M UNIVERSITY SYSTEM HEALTH SCIENCE CENTER
(Continued)

- 6. Estimated Appropriation and Unexpended Balance.** Included in the amounts appropriated above are: (1) estimated appropriations of amounts available for distribution or investment returns out of the Permanent Endowment Fund for Texas A&M University System Health Science Center No. 818 and (2) estimated appropriations of the institution's estimated allocation of amounts available for distribution out of the Permanent Health Fund for Higher Education No. 810.
- a. Amounts available for distribution or investment returns in excess of the amounts estimated above are also appropriated to the institution. In the event that amounts available for distribution or investment returns are less than the amounts estimated above, this Act may not be construed as appropriating funds to makeup the difference.
 - b. All balances of estimated appropriations from the Permanent Endowment Fund for Texas A&M University System Health Science Center No. 818 and of the institution's allocation from the amounts available for distribution out of the Permanent Health Fund for Higher Education No. 810, except for any General Revenue, at the close of the fiscal year ending August 31, 2015, and the income to said fund during the fiscal years beginning September 1, 2015, are hereby appropriated. Any unexpended appropriations made above as of August 31, 2016, are hereby appropriated to the institution for the same purposes for fiscal year 2017.
- 7. Research on Acute Neurological Injuries.** Out of funds appropriated above, Texas A&M University System Health Science Center may allocate funds to conduct joint research endeavors with other scientists from Baylor College of Medicine, The University of Texas Health Science Center at Houston, and The University of Texas Medical Branch at Galveston to develop treatments to repair acute neurological injuries such as those caused by trauma and strokes.
- 8. Medical School Expansion and Debt Service Round Rock Facility.** Out of the funds appropriated above in Strategy E.1.4, College Station, Temple, Round Rock - Medical for the Medical School Expansion at the Texas A&M University System Health Science Center, \$7,500,000 for the 2016-17 biennium shall be used for the Temple campus and \$6,750,000 for the 2016-17 biennium shall be used for the Round Rock campus. Any unexpended balance as of August 31, 2016 in Strategy E.1.4, College Station, Temple, Round Rock - Medical is hereby appropriated for the same purposes for fiscal year 2017.

The funds appropriated above in Strategy C.2.2, Debt Service - Round Rock, are for debt service, and/or operations in the event that this Act does not pass by a two-thirds majority in each house, associated with clinical facilities at the Round Rock campus of the Texas A&M University System Health Science Center. The legislature hereby finds in accordance with Article 7, Section 18(i) of the Texas Constitution, that there is a demonstrated need for clinical facilities at the Round Rock campus of the Texas A&M University System Health Science Center and that such appropriation may be used for debt service of such facilities.

- 9. Informational Listing - Texas A&M Health Science Center Patient Income.** The following is an informational listing of the estimated amount of patient income for the Texas A&M Health Science Center during the 2016-17 biennium. The Full-Time Equivalents (FTEs) included in this informational listing shall not be counted for purposes of calculating the limitations within Article IX, Section 6.10.

	<u>2016</u>	<u>2017</u>
Health Related Institutions Patient Income, estimated	\$8,811,821	\$8,804,740
Number of Full-Time-Equivalents (FTEs) - Patient Income	73.3	73.3

- 10. Multiple Locations.** The Texas A&M University System Health Science Center has physical locations and campuses throughout the State of Texas, including Austin, Bryan, College Station, Corpus Christi, Dallas, Houston, Kingsville, McAllen, Round Rock, Lufkin, and Temple. In order to assure maximum efficiency in the use of those facilities and campuses and to provide the greatest availability of academic programs and health related services to the citizens of the State of Texas, the Texas A&M University System Health Science Center is authorized to locate and relocate the various degree programs of its colleges and schools which have been authorized by the board of regents and approved by the Texas Higher Education Coordinating Board, if applicable, at any one or more of its physical locations or campuses. The intent of this section is

TEXAS A&M UNIVERSITY SYSTEM HEALTH SCIENCE CENTER
(Continued)

to recognize individual programs offered at the physical locations and campuses of the Texas A&M University System Health Science Center as qualifying for the small class supplement component of the instruction and operations formula, if the individual program is at a remote site, and the multi-campus adjustment component of the space projection model.

- 11. Forensic Nursing.** Out of funds appropriated above in Strategy E.1.5, Forensic Nursing, \$1,000,000 in General Revenue each fiscal year of the 2016-17 biennium shall be used to support the Department of Forensic Nursing.
- 12. Healthy South Texas 2025.** Out of funds appropriated above in Strategy E.1.6, Healthy South Texas 2025, \$5,000,000 in General Revenue each fiscal year of the 2016-17 biennium shall be used to support the operations of the program.
- 13. Nursing Program Expansion.** Out of funds appropriated above in Strategy E.1.7, Nursing Program Expansion, \$250,000 in General Revenue each fiscal year shall be used to support a partnership between Texas A&M University System Health Science Center and Angelina College for a nursing program. If a partnership does not exist, the funds may not be used for any other purpose.

Any unexpended balance as of August 31, 2016 in Strategy E.1.7, Nursing Program Expansion is hereby appropriated for the same purposes for fiscal year 2017. It is the intent of the legislature that non-formula General Revenue operations funding in Strategy E.1.7, Nursing Program Expansion for Texas A&M University System Health Science Center will be phased out as formula funding increases.

UNIVERSITY OF NORTH TEXAS HEALTH SCIENCE CENTER AT FORT WORTH

	For the Years Ending	
	August 31, 2016	August 31, 2017
Method of Financing:		
General Revenue Fund	\$ 83,282,949	\$ 83,052,531
<u>General Revenue Fund - Dedicated</u>		
Estimated Board Authorized Tuition Increases Account No. 704	1,079,118	1,079,118
Estimated Other Educational and General Income Account No. 770	8,413,847	8,413,846
Subtotal, General Revenue Fund - Dedicated	<u>\$ 9,492,965</u>	<u>\$ 9,492,964</u>
<u>Other Funds</u>		
Interagency Contracts	825,000	825,000
Permanent Health Fund for Higher Education, estimated	1,044,613	1,044,613
Permanent Endowment Fund, UNTHSC at Fort Worth, estimated	1,125,000	1,125,000
Subtotal, Other Funds	<u>\$ 2,994,613</u>	<u>\$ 2,994,613</u>
Total, Method of Financing	<u>\$ 95,770,527</u>	<u>\$ 95,540,108</u>
Items of Appropriation:		
1. Educational and General State Support	\$ 95,770,527	\$ 95,540,108
Grand Total, UNIVERSITY OF NORTH TEXAS HEALTH SCIENCE CENTER AT FORT WORTH	<u>\$ 95,770,527</u>	<u>\$ 95,540,108</u>

This bill pattern represents an estimated 34.6% of this agency's estimated total available funds for the biennium.

Number of Full-Time-Equivalents (FTE)- Appropriated Funds	766.8	766.8
--	-------	-------

UNIVERSITY OF NORTH TEXAS HEALTH SCIENCE CENTER AT FORT WORTH
(Continued)

1. Informational Listing of Appropriated Funds. The appropriations made above for Educational and General State Support are subject to the special and general provisions of this Act and include the following amounts for the purposes indicated.

A. Goal: INSTRUCTION/OPERATIONS

Provide Instructional and Operations Support.

A.1.1. Strategy: MEDICAL EDUCATION	\$ 44,386,149	\$ 44,386,149
A.1.2. Strategy: BIOMEDICAL SCIENCES TRAINING Graduate Training in Biomedical Sciences.	\$ 5,468,556	\$ 5,468,556
A.1.3. Strategy: GRADUATE TRAINING IN PUBLIC HEALTH	\$ 6,311,273	\$ 6,311,273
A.1.4. Strategy: ALLIED HEALTH PROFESSIONS TRAINING	\$ 5,720,105	\$ 5,720,105
A.1.5. Strategy: PHARMACY EDUCATION	\$ 3,984,617	\$ 3,984,617
A.1.6. Strategy: GRADUATE MEDICAL EDUCATION	\$ 1,528,790	\$ 1,528,790
A.2.1. Strategy: STAFF GROUP INSURANCE PREMIUMS	\$ 865,539	\$ 927,545
A.2.2. Strategy: WORKERS' COMPENSATION INSURANCE	\$ 157,884	\$ 157,884
A.2.3. Strategy: UNEMPLOYMENT INSURANCE	\$ 52,596	\$ 52,596
A.3.1. Strategy: TEXAS PUBLIC EDUCATION GRANTS	\$ 953,199	\$ 953,199
A.3.2. Strategy: MEDICAL LOANS	\$ 61,903	\$ 61,903

Total, Goal A: INSTRUCTION/OPERATIONS	<u>\$ 69,490,611</u>	<u>\$ 69,552,617</u>
--	----------------------	----------------------

B. Goal: PROVIDE RESEARCH SUPPORT

B.1.1. Strategy: RESEARCH ENHANCEMENT	\$ 1,895,473	\$ 1,895,473
--	--------------	--------------

C. Goal: PROVIDE INFRASTRUCTURE SUPPORT

C.1.1. Strategy: E&G SPACE SUPPORT	\$ 5,416,095	\$ 5,416,095
C.2.1. Strategy: TUITION REVENUE BOND RETIREMENT	\$ 7,301,613	\$ 7,307,188
C.2.2. Strategy: LEASE OF FACILITIES	\$ 92,605	\$ 92,605

Total, Goal C: PROVIDE INFRASTRUCTURE SUPPORT	<u>\$ 12,810,313</u>	<u>\$ 12,815,888</u>
--	----------------------	----------------------

D. Goal: PROVIDE SPECIAL ITEM SUPPORT

D.1.1. Strategy: ALZHEIMER'S DIAG & TREATMENT CENTER Alzheimer's Diagnostic and Treatment Center.	\$ 606,807	\$ 606,807
D.1.2. Strategy: INST. PATIENT SAFETY & PREV. HARM Institute for Patient Safety and Preventable Harm.	\$ 2,000,000	\$ 2,000,000
D.2.1. Strategy: DNA LABORATORY	\$ 3,066,686	\$ 3,066,686
D.2.2. Strategy: ECON DEV & TECH COMMERCIALIZATION Economic Development & Technology Commercialization.	\$ 1,705,000	\$ 1,705,000
D.2.3. Strategy: TX MISSING PERSONS & HUMAN ID PGM Texas Missing Persons and Human Identification Program.	\$ 1,298,000	\$ 1,000,000
D.3.1. Strategy: INSTITUTIONAL ENHANCEMENT	\$ 728,024	\$ 728,024

Total, Goal D: PROVIDE SPECIAL ITEM SUPPORT	<u>\$ 9,404,517</u>	<u>\$ 9,106,517</u>
--	---------------------	---------------------

E. Goal: TOBACCO FUNDS

E.1.1. Strategy: TOBACCO EARNINGS - UNT HSC FT WORTH Tobacco Earnings for the UNT Health Science Center at Fort Worth.	\$ 1,125,000	\$ 1,125,000
E.1.2. Strategy: TOBACCO - PERMANENT HEALTH FUND Tobacco Earnings from the Permanent Health Fund for Higher Ed. No. 810.	\$ 1,044,613	\$ 1,044,613

Total, Goal E: TOBACCO FUNDS	<u>\$ 2,169,613</u>	<u>\$ 2,169,613</u>
-------------------------------------	---------------------	---------------------

Grand Total, UNIVERSITY OF NORTH TEXAS HEALTH SCIENCE CENTER AT FORT WORTH	<u>\$ 95,770,527</u>	<u>\$ 95,540,108</u>
---	----------------------	----------------------

Object-of-Expense Informational Listing:

Salaries and Wages	\$ 36,119,793	\$ 36,129,072
Other Personnel Costs	1,624,144	1,624,667

UNIVERSITY OF NORTH TEXAS HEALTH SCIENCE CENTER AT FORT WORTH
(Continued)

Faculty Salaries (Higher Education Only)	28,815,641	28,800,026
Professional Salaries - Faculty Equivalent (Higher Education Only)	1,321,280	1,322,195
Professional Fees and Services	1,220,209	1,221,155
Fuels and Lubricants	28,071	28,071
Consumable Supplies	489,673	490,099
Utilities	3,538,834	3,539,593
Travel	3,280	3,280
Rent - Building	200,381	200,504
Rent - Machine and Other	365,739	366,168
Debt Service	7,301,613	7,307,188
Other Operating Expense	13,131,973	12,897,593
Grants	1,015,102	1,015,102
Capital Expenditures	<u>594,794</u>	<u>595,395</u>

Total, Object-of-Expense Informational Listing \$ 95,770,527 \$ 95,540,108

Estimated Allocations for Employee Benefits and Debt Service Appropriations Made Elsewhere in this Act:

Employee Benefits

Retirement	\$ 3,930,547	\$ 3,930,547
Group Insurance	6,813,892	7,301,983
Social Security	<u>3,804,550</u>	<u>3,956,732</u>

Subtotal, Employee Benefits \$ 14,548,989 \$ 15,189,262

Total, Estimated Allocations for Employee Benefits and Debt Service Appropriations Made Elsewhere in this Act \$ 14,548,989 \$ 15,189,262

2. **Performance Measure Targets.** The following is a listing of the key performance target levels for the University of North Texas Health Science Center at Fort Worth. It is the intent of the Legislature that appropriations made by this Act be utilized in the most efficient and effective manner possible to achieve the intended mission of the University of North Texas Health Science Center at Fort Worth. In order to achieve the objectives and service standards established by this Act, the University of North Texas Health Science Center at Fort Worth shall make every effort to attain the following designated key performance target levels associated with each item of appropriation.

	<u>2016</u>	<u>2017</u>
A. Goal: INSTRUCTION/OPERATIONS		
Outcome (Results/Impact):		
Percent of Medical School Students Passing Part 1 or Part 2 of the National Licensing Exam on the First Attempt	99%	99%
Percent of Medical School Graduates Practicing Primary Care in Texas	45%	45%
Percent of Medical Residency Completers Practicing in Texas	75%	75%
Percent of Graduates in Family Practice in Texas	25%	25%
Percent of Graduates Entering a Family Practice Residency	30%	30%
Percent of Allied Health Graduates Passing the Certification/Licensure Exam on the First Attempt	100%	100%
Percent of Allied Health Graduates Who Are Licensed or Certified in Texas	95%	95%
Percent of Public Health School Graduates Who Are Employed in Texas	84.6%	84.6%
Administrative (Institutional Support) Cost as a Percent of Total Expenditures	7%	7%
Percent of Medical School Graduates Practicing in Texas	69%	69%
A.1.1. Strategy: MEDICAL EDUCATION		
Output (Volume):		
Total Number of Postdoctoral Research Trainees (All Schools)	35	35
Explanatory:		
Minority Admissions as a Percent of Total First-year Admissions (All Schools)	25%	25%
Minority Admissions as a Percent of Total DO Admissions	20%	20%
Percent of Medical School Graduates Entering a Primary Care Residency	66.2%	66.2%

UNIVERSITY OF NORTH TEXAS HEALTH SCIENCE CENTER AT FORT WORTH
(Continued)

A.1.6. Strategy: GRADUATE MEDICAL EDUCATION

Output (Volume):

Total Number of MD or DO Residents	290	300
------------------------------------	-----	-----

Explanatory:

Minority MD or DO Residents as a Percent of Total MD or DO Residents	15%	15%
--	-----	-----

B. Goal: PROVIDE RESEARCH SUPPORT

Outcome (Results/Impact):

Total External Research Expenditures	36,000,000	36,000,000
--------------------------------------	------------	------------

3. **Forensic Laboratory.** The University of North Texas Health Science Center at Fort Worth is authorized to conduct all blood and DNA tests associated with paternity testing for the Office of the Attorney General at a monetary rate not to exceed the monetary rate at which the Attorney General could obtain the service elsewhere to the extent permitted under federal law and regulations. The income derived from this testing is to be spent only on the Forensic Laboratory. In addition, the services of the Forensic Laboratory are available to other entities or interested parties approved by the University of North Texas Health Science Center at Fort Worth.

4. **Parking Garage Debt Service.** Funds appropriated in Strategy C.2.1, Tuition Revenue Bond Retirement, may be used to retire bonds authorized by the Seventy-sixth Legislature to construct a campus parking garage. Parking fee revenue generated by this facility will be accounted for and reported to the Legislative Budget Board. The fee revenue, minus operational and maintenance costs, will be counted in the appropriations process to offset the costs of servicing debt associated with this facility.

5. **Estimated Appropriation and Unexpended Balance.** Included in the amounts appropriated above are: (1) estimated appropriations of amounts available for distribution or investment returns out of the Permanent Endowment Fund for the University of North Texas Health Science Center at Fort Worth No. 819 and (2) estimated appropriations of the institution's estimated allocation of amounts available for distribution out of the Permanent Health Fund for Higher Education No. 810.
 - a. Amounts available for distribution or investment returns in excess of the amounts estimated above are also appropriated to the institution. In the event that amounts available for distribution or investment returns are less than the amounts estimated above, this Act may not be construed as appropriating funds to make up the difference.

 - b. All balances of estimated appropriations from the Permanent Endowment Fund for the University of North Texas Health Science Center at Fort Worth No. 819 and of the institution's allocation from the amounts available for distribution out of the Permanent Health Fund for Higher Education No. 810, except for any General Revenue, at the close of the fiscal year ending August 31, 2015, and the income to said fund during the fiscal years beginning September 1, 2015, are hereby appropriated. Any unexpended appropriations made above as of August 31, 2016, are hereby appropriated to the institution for the same purposes for fiscal year 2017.

6. **Contingency Appropriations: Economic Development & Technology Commercialization.** Of the amounts appropriated above in Strategy D.2.2, Economic Development & Technology Commercialization, \$3,410,000 for the University of North Texas Health Science Center is contingent upon the certification by the Comptroller of Public Accounts that the joint activities of the collaboration of the University of North Texas Health Science Center and the City of Fort Worth will generate revenue to the General Revenue Fund sufficient to offset the appropriation. The Comptroller shall specify the supporting information to be provided by the collaboration and may require independent verification of the information. If the Comptroller finds the information sufficient to support the projection of increased revenues, a finding of fact to that effect shall be issued and the contingency appropriation up to the amount certified, not to exceed \$3,410,000 for the 2016-17 biennium, shall be made available for the intended purpose.

7. **Texas Missing Persons and Human Identification Program.** Out of funds appropriated above in Strategy D.2.3, Texas Missing Persons and Human Identification Program, \$1,298,000 in General Revenue in fiscal year 2016 and \$1,000,000 in General Revenue in fiscal year 2017 at the University of North Texas Health Science Center at Fort Worth shall be used to support the Texas Missing Persons and Human Identification Program.

UNIVERSITY OF NORTH TEXAS HEALTH SCIENCE CENTER AT FORT WORTH
(Continued)

- 8. Institute for Patient Safety and Preventable Harm.** Out of funds appropriated to the University of North Texas Health Science Center at Fort Worth in Strategy D.1.2, Institute for Patient Safety and Preventable Harm, \$2,000,000 in General Revenue in fiscal year 2016 and \$2,000,000 in General Revenue in fiscal year 2017 will be used for the Institute for Patient Safety and Preventable Harm.

TEXAS TECH UNIVERSITY HEALTH SCIENCES CENTER

	For the Years Ending	
	August 31, 2016	August 31, 2017
	<u> </u>	<u> </u>
Method of Financing:		
General Revenue Fund	\$ 121,146,107	\$ 121,240,517
<u>General Revenue Fund - Dedicated</u>		
Estimated Board Authorized Tuition Increases Account No. 704	4,360,226	4,360,226
Estimated Other Educational and General Income Account No. 770	8,954,456	8,954,456
Subtotal, General Revenue Fund - Dedicated	<u>\$ 13,314,682</u>	<u>\$ 13,314,682</u>
<u>Other Funds</u>		
Permanent Health Fund for Higher Education, estimated	1,486,469	1,486,469
Permanent Endowment Fund, Texas Tech University HSC (Other than El Paso) No. 821, estimated	1,400,000	1,400,000
Subtotal, Other Funds	<u>\$ 2,886,469</u>	<u>\$ 2,886,469</u>
Total, Method of Financing	<u>\$ 137,347,258</u>	<u>\$ 137,441,668</u>
Items of Appropriation:		
1. Educational and General State Support	\$ 137,347,258	\$ 137,441,668
Grand Total, TEXAS TECH UNIVERSITY HEALTH SCIENCES CENTER	<u>\$ 137,347,258</u>	<u>\$ 137,441,668</u>

This bill pattern represents an estimated 22.1% of this agency's estimated total available funds for the biennium.

Number of Full-Time-Equivalents (FTE)-Appropriated Funds	1,362.3	1,362.3
---	---------	---------

- 1. Informational Listing of Appropriated Funds.** The appropriations made above for Educational and General State Support are subject to the special and general provisions of this Act and include the following amounts for the purposes indicated.

A. Goal: INSTRUCTION/OPERATIONS

Provide Instructional and Operations Support.

A.1.1. Strategy: MEDICAL EDUCATION	\$ 36,323,604	\$ 36,323,604
A.1.2. Strategy: BIOMEDICAL SCIENCES TRAINING	\$ 2,968,940	\$ 2,968,940
Graduate Training in Biomedical Sciences.		
A.1.3. Strategy: ALLIED HEALTH PROFESSIONS TRAINING	\$ 16,369,034	\$ 16,369,034
A.1.4. Strategy: NURSING EDUCATION	\$ 20,749,880	\$ 20,749,880
A.1.5. Strategy: PHARMACY EDUCATION	\$ 17,607,985	\$ 17,607,985
A.1.6. Strategy: GRADUATE TRAINING IN PUBLIC HEALTH	\$ 178,969	\$ 178,969
A.1.7. Strategy: GRADUATE MEDICAL EDUCATION	\$ 2,581,399	\$ 2,581,399
A.2.1. Strategy: STAFF GROUP INSURANCE PREMIUMS	\$ 1,185,536	\$ 1,270,515
A.2.2. Strategy: WORKERS' COMPENSATION INSURANCE	\$ 346,775	\$ 346,775
A.3.1. Strategy: TEXAS PUBLIC EDUCATION GRANTS	\$ 1,330,242	\$ 1,330,242
A.3.2. Strategy: MEDICAL LOANS	<u>\$ 82,757</u>	<u>\$ 82,757</u>
Total, Goal A: INSTRUCTION/OPERATIONS	<u>\$ 99,725,121</u>	<u>\$ 99,810,100</u>

TEXAS TECH UNIVERSITY HEALTH SCIENCES CENTER

(Continued)

B. Goal: PROVIDE RESEARCH SUPPORT			
B.1.1. Strategy: RESEARCH ENHANCEMENT	\$	1,878,633	\$ 1,878,633
C. Goal: PROVIDE INFRASTRUCTURE SUPPORT			
C.1.1. Strategy: E&G SPACE SUPPORT	\$	8,866,049	\$ 8,866,049
C.2.1. Strategy: TUITION REVENUE BOND RETIREMENT	\$	<u>5,694,730</u>	\$ <u>5,704,161</u>
Total, Goal C: PROVIDE INFRASTRUCTURE SUPPORT	\$	<u>14,560,779</u>	\$ <u>14,570,210</u>
D. Goal: PROVIDE SPECIAL ITEM SUPPORT			
D.1.1. Strategy: INTEGRATED HEALTH NETWORK	\$	1,006,920	\$ 1,006,920
D.1.2. Strategy: MEDICAL EDUCATION - ODESSA	\$	1,185,573	\$ 1,185,573
D.1.3. Strategy: PHYSICIAN ASSISTANT PROGRAM	\$	386,270	\$ 386,270
D.1.4. Strategy: SCHOOL OF PUBLIC HEALTH	\$	1,165,580	\$ 1,165,580
D.2.1. Strategy: FAMILY/COMMUNITY MEDICINE RESIDENCY	\$	456,695	\$ 456,695
Family and Community Medicine Residency Training Program.			
D.2.2. Strategy: MIDLAND MEDICAL RESIDENCY	\$	1,475,767	\$ 1,475,767
Midland Medical Residency.			
D.3.1. Strategy: CANCER RESEARCH	\$	1,824,000	\$ 1,824,000
D.4.1. Strategy: RURAL HEALTH CARE	\$	776,845	\$ 776,845
D.4.2. Strategy: WEST TX AREA HLTH ED CTR (AHEC)	\$	2,000,000	\$ 2,000,000
West Texas Area Health Education Center (AHEC).			
D.5.1. Strategy: INSTITUTIONAL ENHANCEMENT	\$	<u>8,018,606</u>	\$ <u>8,018,606</u>
Total, Goal D: PROVIDE SPECIAL ITEM SUPPORT	\$	<u>18,296,256</u>	\$ <u>18,296,256</u>
E. Goal: TOBACCO FUNDS			
E.1.1. Strategy: TOBACCO EARNINGS TX TECH UNIV HSC	\$	1,400,000	\$ 1,400,000
Tobacco Earnings for Texas Tech University Health Sciences Center.			
E.1.2. Strategy: TOBACCO - PERMANENT HEALTH FUND	\$	<u>1,486,469</u>	\$ <u>1,486,469</u>
Tobacco Earnings from the Permanent Health Fund for Higher Ed. No. 810.			
Total, Goal E: TOBACCO FUNDS	\$	<u>2,886,469</u>	\$ <u>2,886,469</u>
Grand Total, TEXAS TECH UNIVERSITY HEALTH SCIENCES CENTER	\$	<u>137,347,258</u>	\$ <u>137,441,668</u>

Object-of-Expense Informational Listing:

Salaries and Wages	\$	51,897,741	\$ 53,191,288
Other Personnel Costs		1,760,831	1,806,014
Faculty Salaries (Higher Education Only)		51,481,699	53,174,444
Professional Salaries - Faculty Equivalent (Higher Education Only)		25,399	24,138
Professional Fees and Services		1,287,812	1,157,244
Fuels and Lubricants		4,026	4,007
Consumable Supplies		524,235	519,424
Utilities		4,202,428	4,026,435
Travel		446,651	322,432
Rent - Building		89,732	89,939
Rent - Machine and Other		42,456	42,191
Debt Service		5,694,730	5,704,161
Other Operating Expense		15,890,527	13,122,668
Client Services		3,109	3,245
Grants		1,602,999	1,602,999
Capital Expenditures		<u>2,392,883</u>	<u>2,651,039</u>
Total, Object-of-Expense Informational Listing	\$	<u>137,347,258</u>	\$ <u>137,441,668</u>

Estimated Allocations for Employee Benefits and Debt Service Appropriations Made Elsewhere in this Act:

<u>Employee Benefits</u>			
Retirement	\$	6,602,842	\$ 6,734,899
Group Insurance		17,934,922	19,220,441

TEXAS TECH UNIVERSITY HEALTH SCIENCES CENTER
(Continued)

Social Security	8,276,705	8,607,773
Subtotal, Employee Benefits	\$ 32,814,469	\$ 34,563,113
Total, Estimated Allocations for Employee Benefits and Debt Service Appropriations Made Elsewhere in this Act	\$ 32,814,469	\$ 34,563,113

2. Performance Measure Targets. The following is a listing of the key performance target levels for the Texas Tech University Health Sciences Center. It is the intent of the Legislature that appropriations made by this Act be utilized in the most efficient and effective manner possible to achieve the intended mission of the Texas Tech University Health Sciences Center. In order to achieve the objectives and service standards established by this Act, the Texas Tech University Health Sciences Center shall make every effort to attain the following designated key performance target levels associated with each item of appropriation.

	2016	2017
A. Goal: INSTRUCTION/OPERATIONS		
Outcome (Results/Impact):		
Percent of Medical School Students Passing Part 1 or Part 2 of the National Licensing Exam on the First Attempt	97%	97%
Percent of Medical School Graduates Practicing Primary Care in Texas	31%	31%
Percent of Medical Residency Completers Practicing in Texas	56%	56%
Percent of Allied Health Graduates Passing the Certification/Licensure Exam on the First Attempt	95%	95%
Percent of Allied Health Graduates Who Are Licensed or Certified in Texas	87%	87%
Percent of Bachelor of Science in Nursing Graduates Passing the National Licensing Exam on the First Attempt in Texas	91%	91%
Percent of Bachelor of Science in Nursing Graduates Who Are Licensed in Texas	95%	95%
Percent of Pharmacy School Graduates Passing the National Licensing Exam on the First Attempt	99%	99%
Percent of Pharmacy School Graduates Who Are Licensed in Texas	92.3%	92.3%
Administrative (Institutional Support) Cost as a Percent of Total Expenditures	4.2%	4.2%
Percent of Medical School Graduates Practicing in Texas	67.7%	67.7%
A.1.1. Strategy: MEDICAL EDUCATION		
Explanatory:		
Minority Admissions as a Percent of Total First-year Admissions (All Schools)	28.1%	28.1%
Minority MD Admissions as a Percent of Total MD Admissions	16%	16%
Percent of Medical School Graduates Entering a Primary Care Residency	51.3%	51.3%
A.1.4. Strategy: NURSING EDUCATION		
Explanatory:		
Percent of Master of Science in Nursing Graduates Granted Advanced Practice Status in Texas	68.2%	68.2%
A.1.7. Strategy: GRADUATE MEDICAL EDUCATION		
Output (Volume):		
Total Number of MD or DO Residents	408	410
Explanatory:		
Minority MD or DO Residents as a Percent of Total MD or DO Residents	36%	36%
B. Goal: PROVIDE RESEARCH SUPPORT		
Outcome (Results/Impact):		
Total External Research Expenditures	13,525,000	13,750,000

3. Appropriation of Costs for Health Care to Inmates. None of the funds appropriated above shall be expended to provide or support the provision of health care to inmates of the Texas Department of Criminal Justice (TDCJ). It is the intent of the Legislature that all costs for providing health care to inmates of the TDCJ including costs of operating TDCJ hospital facilities in Galveston County and Lubbock County shall be paid from appropriations made to the TDCJ

TEXAS TECH UNIVERSITY HEALTH SCIENCES CENTER
(Continued)

and from any financial reserves from contracts with TDCJ that are held by the university for the correctional health care services. Appropriations made to the TDCJ for the provision of inmate health care services shall be expended in accordance with Government Code, Chapter 501, Subchapter E.

4. **Estimated Appropriation and Unexpended Balance.** Included in the amounts appropriated above are: (1) estimated appropriations of amounts available for distribution or investment returns out of the Permanent Endowment Fund for the Texas Tech University Health Sciences Center at locations other than El Paso No. 821 and (2) estimated appropriations of the institution's estimated allocation of amounts available for distribution out of the Permanent Health Fund for Higher Education No. 810.
 - a. Amounts available for distribution or investment returns in excess of the amounts estimated are also appropriated to the institution. In the event that amounts available for distribution or investment returns are less than the amounts estimated above, this Act may not be construed as appropriating funds to makeup the difference.
 - b. All balances of estimated appropriations from the Permanent Endowment Fund for the Texas Tech University Health Sciences Center at locations other than El Paso No. 821 and of the institution's allocation from the amounts available for distribution out of the Permanent Health Fund for Higher Education No. 810, except for any General Revenue, at the close of the fiscal year ending August 31, 2015, and the income to said fund during the fiscal years beginning September 1, 2015 are hereby appropriated. Any unexpended appropriations made above as of August 31, 2016, are hereby appropriated to the institution for the same purposes for fiscal year 2017.
5. **Campus Academic Programs.** Texas Tech University Health Sciences Center academic programs at sites recognized as separate campuses by either the Legislature or the Texas Higher Education Coordinating Board shall be eligible for the small class supplement component of the instruction and operations formula, if the individual program is at a remote site, and the multi-campus adjustment component of the space projection model.
6. **Cancer Research.** Funds appropriated above in Strategy D.3.1, Cancer Research, to the Texas Tech University Health Sciences Center for cancer research is for new research opportunities for clinical trials in rural and underserved areas of Texas. These services shall be delivered in partnership with an established research entity conducting peer-reviewed research in cancer therapy and control. The amount of funds expended by Texas Tech University Health Sciences Center shall be limited to the amounts appropriated in the strategy. The appropriation of the funds is contingent upon the execution of a memorandum of understanding between the health sciences center and an established research entity that conduct peer-reviewed, audited research in cancer therapy and control. Any unexpended balance as of August 31, 2016 is hereby appropriated for the same purposes for fiscal year 2017.
7. **School of Public Health.** Out of funds appropriated to Texas Tech University Health Sciences Center in Strategy D.1.4, School of Public Health, \$1,165,580 in General Revenue in fiscal year 2016 and \$1,165,580 in General Revenue in fiscal year 2017 will be used for the School of Public Health.

TEXAS TECH UNIVERSITY HEALTH SCIENCES CENTER AT EL PASO

	For the Years Ending	
	August 31, 2016	August 31, 2017
Method of Financing:		
General Revenue Fund	\$ 63,086,161	\$ 63,097,439
GR Dedicated - Estimated Other Educational and General Income Account No. 770	2,039,634	2,039,635
<u>Other Funds</u>		
Permanent Health Fund for Higher Education, estimated	1,372,941	1,372,941

TEXAS TECH UNIVERSITY HEALTH SCIENCES CENTER AT EL PASO

(Continued)

Permanent Endowment Fund, Texas Tech University HSC El Paso No. 820, estimated	1,400,000	1,400,000
Subtotal, Other Funds	\$ <u>2,772,941</u>	\$ <u>2,772,941</u>
Total, Method of Financing	\$ <u>67,898,736</u>	\$ <u>67,910,015</u>
Items of Appropriation:		
1. Educational and General State Support	\$ 67,898,736	\$ 67,910,015
Grand Total, TEXAS TECH UNIVERSITY HEALTH SCIENCES CENTER AT EL PASO	\$ <u>67,898,736</u>	\$ <u>67,910,015</u>

This bill pattern represents an estimated 28.1% of this agency's estimated total available funds for the biennium.

Number of Full-Time-Equivalents (FTE)- Appropriated Funds	545.5	545.5
--	-------	-------

1. Informational Listing of Appropriated Funds. The appropriations made above for Educational and General State Support are subject to the special and general provisions of this Act and include the following amounts for the purposes indicated.

A. Goal: INSTRUCTION/OPERATIONS

Provide Instructional and Operations Support.

A.1.1. Strategy: MEDICAL EDUCATION	\$ 16,958,417	\$ 16,958,417
A.1.2. Strategy: NURSING EDUCATION	\$ 1,443,705	\$ 1,443,705
A.1.3. Strategy: GRADUATE MEDICAL EDUCATION	\$ 1,459,869	\$ 1,459,869
A.2.1. Strategy: STAFF GROUP INSURANCE PREMIUMS	\$ 135,914	\$ 145,655
A.2.2. Strategy: WORKERS' COMPENSATION INSURANCE	\$ 115,591	\$ 115,591
A.3.1. Strategy: TEXAS PUBLIC EDUCATION GRANTS	\$ 322,315	\$ 322,315
A.3.2. Strategy: MEDICAL LOANS	\$ <u>40,320</u>	\$ <u>40,320</u>

Total, Goal A: INSTRUCTION/OPERATIONS	\$ <u>20,476,131</u>	\$ <u>20,485,872</u>
--	----------------------	----------------------

B. Goal: PROVIDE RESEARCH SUPPORT

B.1.1. Strategy: RESEARCH ENHANCEMENT	\$ 1,697,856	\$ 1,697,856
--	--------------	--------------

C. Goal: PROVIDE INFRASTRUCTURE SUPPORT

C.1.1. Strategy: E&G SPACE SUPPORT	\$ 3,023,103	\$ 3,023,103
C.2.1. Strategy: TUITION REVENUE BOND RETIREMENT	\$ <u>6,666,924</u>	\$ <u>6,668,462</u>

Total, Goal C: PROVIDE INFRASTRUCTURE SUPPORT	\$ <u>9,690,027</u>	\$ <u>9,691,565</u>
--	---------------------	---------------------

D. Goal: PROVIDE SPECIAL ITEM SUPPORT

D.1.1. Strategy: SOUTH TEXAS PROFESSIONAL EDUCATION South Texas Border Region Health Professional Education.	\$ 688,734	\$ 688,734
--	------------	------------

D.1.2. Strategy: ACADEMIC SUPPORT-BORDER DEVELOPMENT Academic Operations Support - Border Region Development.	\$ 299,037	\$ 299,037
---	------------	------------

D.1.3. Strategy: PAUL L. FOSTER SCHOOL OF MEDICINE	\$ 28,044,000	\$ 28,044,000
---	---------------	---------------

D.2.1. Strategy: BORDER HEALTH - RESIDENT SUPPORT Border Health Care Support - Resident Support.	\$ 3,250,264	\$ 3,250,264
--	--------------	--------------

D.3.1. Strategy: DIABETES RESEARCH CENTER	\$ 219,746	\$ 219,746
--	------------	------------

D.4.1. Strategy: INSTITUTIONAL ENHANCEMENT	\$ <u>760,000</u>	\$ <u>760,000</u>
---	-------------------	-------------------

Total, Goal D: PROVIDE SPECIAL ITEM SUPPORT	\$ <u>33,261,781</u>	\$ <u>33,261,781</u>
--	----------------------	----------------------

E. Goal: TOBACCO FUNDS

E.1.1. Strategy: TOBACCO EARNINGS TX TECH HSC ELPASO Tobacco Earnings - Texas Tech Univ Health Sciences Center (El Paso).	\$ 1,400,000	\$ 1,400,000
--	--------------	--------------

TEXAS TECH UNIVERSITY HEALTH SCIENCES CENTER AT EL PASO

(Continued)

E.1.2. Strategy: TOBACCO - PERMANENT HEALTH FUND Tobacco Earnings from the Permanent Health Fund for Higher Ed. No. 810.	\$	<u>1,372,941</u>	\$	<u>1,372,941</u>
---	----	------------------	----	------------------

Total, Goal E: TOBACCO FUNDS	\$	<u>2,772,941</u>	\$	<u>2,772,941</u>
-------------------------------------	----	------------------	----	------------------

Grand Total, TEXAS TECH UNIVERSITY HEALTH SCIENCES CENTER AT EL PASO	\$	<u>67,898,736</u>	\$	<u>67,910,015</u>
--	----	-------------------	----	-------------------

Object-of-Expense Informational Listing:

Debt Service	\$	6,666,924	\$	6,668,462
Other Operating Expense		58,096,236		58,105,977
Grants		362,635		362,635
Capital Expenditures		<u>2,772,941</u>		<u>2,772,941</u>

Total, Object-of-Expense Informational Listing	\$	<u>67,898,736</u>	\$	<u>67,910,015</u>
---	----	-------------------	----	-------------------

Estimated Allocations for Employee Benefits and Debt Service Appropriations Made Elsewhere in this Act:

Employee Benefits

Retirement	\$	3,009,979	\$	3,070,178
Group Insurance		4,507,047		4,830,052
Social Security		<u>3,066,153</u>		<u>3,188,799</u>

Subtotal, Employee Benefits	\$	<u>10,583,179</u>	\$	<u>11,089,029</u>
-----------------------------	----	-------------------	----	-------------------

Total, Estimated Allocations for Employee Benefits and Debt Service Appropriations Made Elsewhere in this Act	\$	<u>10,583,179</u>	\$	<u>11,089,029</u>
--	----	-------------------	----	-------------------

2. **Performance Measure Targets.** The following is a listing of the key performance target levels for the Texas Tech University Health Sciences Center at El Paso. It is the intent of the Legislature that appropriations made by this Act be utilized in the most efficient and effective manner possible to achieve the intended mission of the Texas Tech University Health Sciences Center at El Paso. In order to achieve the objectives and service standards established by this Act, the Texas Tech University Health Sciences Center at El Paso shall make every effort to attain the following designated key performance target levels associated with each item of appropriation.

	<u>2016</u>	<u>2017</u>
A. Goal: INSTRUCTION/OPERATIONS		
Outcome (Results/Impact):		
Percent of Medical School Students Passing Part 1 or Part 2 of the National Licensing Exam on the First Attempt	97%	97%
Percent of Medical Residency Completers Practicing in Texas	49%	49%
Percent of Bachelor of Science in Nursing Graduates Passing the National Licensing Exam on the First Attempt in Texas	91%	91%
Percent of Bachelor of Science in Nursing Graduates Who Are Licensed in Texas	95%	95%
Administrative (Institutional Support) Cost as a Percent of Total Expenditures	4.5%	4.5%
A.1.1. Strategy: MEDICAL EDUCATION		
Explanatory:		
Minority Admissions as a Percent of Total First-year Admissions (All Schools)	55%	55%
Minority MD Admissions as a Percent of Total MD Admissions	16%	16%
Percent of Medical School Graduates Entering a Primary Care Residency	45%	45%
A.1.3. Strategy: GRADUATE MEDICAL EDUCATION		
Output (Volume):		
Total Number of MD or DO Residents	248	250
Explanatory:		
Minority MD or DO Residents as a Percent of Total MD or DO Residents	40%	40%
B. Goal: PROVIDE RESEARCH SUPPORT		
Outcome (Results/Impact):		
Total External Research Expenditures	6,800,000	6,800,000

TEXAS TECH UNIVERSITY HEALTH SCIENCES CENTER AT EL PASO

(Continued)

3. **El Paso Center for Border Health Research.** Funds appropriated above provide funding for Texas Tech University Health Sciences Center at El Paso's collaboration with the University of Texas at El Paso and The El Paso Center for Border Health Research, a component of the Paso del Norte Regional Health Institute located in the City of El Paso. Funding included above is for research, in areas not limited to, but focusing on and including, infectious diseases such as tuberculosis, Hispanic health issues such as diabetes and hypertension, border environmental health issues such as those associated with water and air quality, and children's health.
4. **Estimated Appropriation and Unexpended Balance.** Included in the amounts appropriated above are: (1) estimated appropriations of amounts available for distribution or investment returns out of the Permanent Endowment Fund for the Texas Tech University Health Sciences Center at El Paso No. 820 and (2) estimated appropriations of the institution's estimated allocation of amounts available for distribution out of the Permanent Health Fund for Higher Education No. 810.
 - a. Amounts available for distribution or investment returns in excess of the amounts estimated are also appropriated to the institution. In the event that amounts available for distribution or investment returns are less than the amounts estimated above, this Act may not be construed as appropriating funds to makeup the difference.
 - b. All balances of estimated appropriations from the Permanent Endowment Fund for the Texas Tech University Health Sciences Center at El Paso No. 820 and of the institution's allocation from the amounts available for distribution out of the Permanent Health Fund for Higher Education No. 810, except for any General Revenue, at the close of the fiscal year ending August 31, 2015, and the income to said fund during the fiscal years beginning September 1, 2015 are hereby appropriated. Any unexpended appropriations made above as of August 31, 2016, are hereby appropriated to the institution for the same purposes for fiscal year 2017.
5. **Campus Academic Programs.** Texas Tech University Health Sciences Center at El Paso academic programs at sites recognized as separate campuses by either the Legislature or the Texas Higher Education Coordinating Board shall be eligible for the small class supplement component of the instruction and operations formula, if the individual program is at a remote site, and the multi-campus adjustment component of the space projection model.

PUBLIC COMMUNITY/JUNIOR COLLEGES

	For the Years Ending	
	August 31, 2016	August 31, 2017
Method of Financing:		
General Revenue Fund ^{1,2}	\$ 892,785,312	\$ 885,793,094
Total, Method of Financing	\$ 892,785,312	\$ 885,793,094
Items of Appropriation:		
1. Educational and General State Support ^{1,2}	\$ 892,785,312	\$ 885,793,094
Grand Total, PUBLIC COMMUNITY/JUNIOR COLLEGES	\$ 892,785,312	\$ 885,793,094

This bill pattern represents an estimated 24.8% of this agency's estimated total available funds for the biennium.

1. Informational Listing of Appropriated Funds. The appropriations made above for Educational and General State Support are subject to the special and general provisions of this Act and include the following amounts for the purposes indicated.

A. Goal: ALAMO COMMUNITY COLLEGE		
A.1.1. Strategy: CORE OPERATIONS	\$ 500,000	\$ 500,000
A.1.2. Strategy: STUDENT SUCCESS	\$ 6,653,203	\$ 6,653,203
A.1.3. Strategy: CONTACT HOUR FUNDING	\$ 52,797,732	\$ 52,797,731
A.2.1. Strategy: VETERAN'S ASSISTANCE CENTERS	\$ 4,450,000	\$ 4,450,000
Total, Goal A: ALAMO COMMUNITY COLLEGE	\$ 64,400,935	\$ 64,400,934
B. Goal: ALVIN COMMUNITY COLLEGE		
B.1.1. Strategy: CORE OPERATIONS	\$ 500,000	\$ 500,000
B.1.2. Strategy: STUDENT SUCCESS	\$ 657,879	\$ 657,879
B.1.3. Strategy: CONTACT HOUR FUNDING	\$ 6,047,282	\$ 6,047,281
Total, Goal B: ALVIN COMMUNITY COLLEGE	\$ 7,205,161	\$ 7,205,160
C. Goal: AMARILLO COLLEGE		
C.1.1. Strategy: CORE OPERATIONS	\$ 500,000	\$ 500,000
C.1.2. Strategy: STUDENT SUCCESS	\$ 1,253,556	\$ 1,253,555
C.1.3. Strategy: CONTACT HOUR FUNDING	\$ 12,040,223	\$ 12,040,222
Total, Goal C: AMARILLO COLLEGE	\$ 13,793,779	\$ 13,793,777
D. Goal: ANGELINA COLLEGE		
D.1.1. Strategy: CORE OPERATIONS	\$ 500,000	\$ 500,000
D.1.2. Strategy: STUDENT SUCCESS	\$ 589,356	\$ 589,355
D.1.3. Strategy: CONTACT HOUR FUNDING	\$ 6,296,065	\$ 6,296,065
Total, Goal D: ANGELINA COLLEGE	\$ 7,385,421	\$ 7,385,420
E. Goal: AUSTIN COMMUNITY COLLEGE		
E.1.1. Strategy: VIRTUAL COLLEGE OF TEXAS	\$ 481,250	\$ 481,250
E.1.2. Strategy: CORE OPERATIONS	\$ 500,000	\$ 500,000
E.1.3. Strategy: STUDENT SUCCESS	\$ 4,915,878	\$ 4,915,877
E.1.4. Strategy: CONTACT HOUR FUNDING	\$ 38,375,664	\$ 38,375,663
E.1.5. Strategy: TX INNOVATIVE ADULT CAREER ED GRANT	\$ 5,000,000	\$ UB
Texas Innovative Adult Career Education Grant Program.		
Total, Goal E: AUSTIN COMMUNITY COLLEGE	\$ 49,272,792	\$ 44,272,790
F. Goal: BLINN COLLEGE		
F.1.1. Strategy: STAR OF THE REPUBLIC MUSEUM	\$ 450,000	\$ 450,000
F.2.1. Strategy: CORE OPERATIONS	\$ 500,000	\$ 500,000
F.2.2. Strategy: STUDENT SUCCESS	\$ 2,485,179	\$ 2,485,178
F.2.3. Strategy: CONTACT HOUR FUNDING	\$ 20,710,386	\$ 20,710,385
Total, Goal F: BLINN COLLEGE	\$ 24,145,565	\$ 24,145,563

PUBLIC COMMUNITY/JUNIOR COLLEGES

(Continued)

G. Goal: BRAZOSPORT COLLEGE		
G.1.1. Strategy: BACHELOR OF APPLIED TECHNOLOGY	\$ 203,038	\$ 203,038
G.1.2. Strategy: FOUR-YEAR DEGREE PROGRAM	\$ 500,000	\$ 500,000
G.2.1. Strategy: CORE OPERATIONS	\$ 500,000	\$ 500,000
G.2.2. Strategy: STUDENT SUCCESS	\$ 473,221	\$ 473,220
G.2.3. Strategy: CONTACT HOUR FUNDING	\$ <u>4,066,437</u>	\$ <u>4,066,437</u>
Total, Goal G: BRAZOSPORT COLLEGE	\$ <u>5,742,696</u>	\$ <u>5,742,695</u>
H. Goal: CENTRAL TEXAS COLLEGE		
H.1.1. Strategy: CORE OPERATIONS	\$ 500,000	\$ 500,000
H.1.2. Strategy: STUDENT SUCCESS	\$ 1,783,168	\$ 1,783,168
H.1.3. Strategy: CONTACT HOUR FUNDING	\$ 15,800,784	\$ 15,800,783
H.1.4. Strategy: FORMULA HOLD HARMLESS	\$ <u>459,817</u>	\$ <u>459,818</u>
Total, Goal H: CENTRAL TEXAS COLLEGE	\$ <u>18,543,769</u>	\$ <u>18,543,769</u>
I. Goal: CISCO JUNIOR COLLEGE		
I.1.1. Strategy: CORE OPERATIONS	\$ 500,000	\$ 500,000
I.1.2. Strategy: STUDENT SUCCESS	\$ 519,064	\$ 519,063
I.1.3. Strategy: CONTACT HOUR FUNDING	\$ <u>4,160,465</u>	\$ <u>4,160,464</u>
Total, Goal I: CISCO JUNIOR COLLEGE	\$ <u>5,179,529</u>	\$ <u>5,179,527</u>
J. Goal: CLARENDON COLLEGE		
J.1.1. Strategy: CORE OPERATIONS	\$ 500,000	\$ 500,000
J.1.2. Strategy: STUDENT SUCCESS	\$ 219,909	\$ 219,909
J.1.3. Strategy: CONTACT HOUR FUNDING	\$ <u>1,848,882</u>	\$ <u>1,848,881</u>
Total, Goal J: CLARENDON COLLEGE	\$ <u>2,568,791</u>	\$ <u>2,568,790</u>
K. Goal: COASTAL BEND COLLEGE		
K.1.1. Strategy: CORE OPERATIONS	\$ 500,000	\$ 500,000
K.1.2. Strategy: STUDENT SUCCESS	\$ 550,042	\$ 550,042
K.1.3. Strategy: CONTACT HOUR FUNDING	\$ <u>5,371,381</u>	\$ <u>5,371,381</u>
Total, Goal K: COASTAL BEND COLLEGE	\$ <u>6,421,423</u>	\$ <u>6,421,423</u>
L. Goal: COLLEGE OF THE MAINLAND		
L.1.1. Strategy: CORE OPERATIONS	\$ 500,000	\$ 500,000
L.1.2. Strategy: STUDENT SUCCESS	\$ 503,711	\$ 503,710
L.1.3. Strategy: CONTACT HOUR FUNDING	\$ <u>4,834,471</u>	\$ <u>4,834,471</u>
Total, Goal L: COLLEGE OF THE MAINLAND	\$ <u>5,838,182</u>	\$ <u>5,838,181</u>
M. Goal: COLLIN COUNTY COMMUNITY COLLEGE		
M.1.1. Strategy: CORE OPERATIONS	\$ 500,000	\$ 500,000
M.1.2. Strategy: STUDENT SUCCESS	\$ 3,320,993	\$ 3,320,992
M.1.3. Strategy: CONTACT HOUR FUNDING	\$ <u>29,923,738</u>	\$ <u>29,923,737</u>
Total, Goal M: COLLIN COUNTY COMMUNITY COLLEGE	\$ <u>33,744,731</u>	\$ <u>33,744,729</u>
N. Goal: DALLAS COUNTY COMMUNITY COLLEGE		
N.1.1. Strategy: SMALL BUSINESS DEVELOPMENT CENTER	\$ 1,817,095	\$ 1,817,094
N.1.2. Strategy: STARLINK	\$ 321,204	\$ 321,204
N.2.1. Strategy: CORE OPERATIONS	\$ 500,000	\$ 500,000
N.2.2. Strategy: STUDENT SUCCESS	\$ 7,419,486	\$ 7,419,486
N.2.3. Strategy: CONTACT HOUR FUNDING	\$ <u>77,308,121</u>	\$ <u>77,308,120</u>
Total, Goal N: DALLAS COUNTY COMMUNITY COLLEGE	\$ <u>87,365,906</u>	\$ <u>87,365,904</u>
O. Goal: DEL MAR COLLEGE		
O.1.1. Strategy: CORE OPERATIONS	\$ 500,000	\$ 500,000
O.1.2. Strategy: STUDENT SUCCESS	\$ 1,191,871	\$ 1,191,871
O.1.3. Strategy: CONTACT HOUR FUNDING	\$ 12,844,189	\$ 12,844,189
O.2.1. Strategy: MARITIME MUSEUM¹	\$ <u>0</u>	\$ <u>0</u>
Total, Goal O: DEL MAR COLLEGE	\$ <u>14,536,060</u>	\$ <u>14,536,060</u>

PUBLIC COMMUNITY/JUNIOR COLLEGES

(Continued)

P. Goal: EL PASO COMMUNITY COLLEGE		
P.1.1. Strategy: CORE OPERATIONS	\$ 500,000	\$ 500,000
P.1.2. Strategy: STUDENT SUCCESS	\$ 4,122,398	\$ 4,122,397
P.1.3. Strategy: CONTACT HOUR FUNDING	\$ 27,490,906	\$ 27,490,906
Total, Goal P: EL PASO COMMUNITY COLLEGE	\$ 32,113,304	\$ 32,113,303
Q. Goal: FRANK PHILLIPS COLLEGE		
Q.1.1. Strategy: CORE OPERATIONS	\$ 500,000	\$ 500,000
Q.1.2. Strategy: STUDENT SUCCESS	\$ 171,442	\$ 171,441
Q.1.3. Strategy: CONTACT HOUR FUNDING	\$ 1,773,151	\$ 1,773,150
Total, Goal Q: FRANK PHILLIPS COLLEGE	\$ 2,444,593	\$ 2,444,591
R. Goal: GALVESTON COLLEGE		
R.1.1. Strategy: CORE OPERATIONS	\$ 500,000	\$ 500,000
R.1.2. Strategy: STUDENT SUCCESS	\$ 303,656	\$ 303,656
R.1.3. Strategy: CONTACT HOUR FUNDING	\$ 2,857,701	\$ 2,857,700
Total, Goal R: GALVESTON COLLEGE	\$ 3,661,357	\$ 3,661,356
S. Goal: GRAYSON COUNTY COLLEGE		
S.1.1. Strategy: CORE OPERATIONS	\$ 500,000	\$ 500,000
S.1.2. Strategy: STUDENT SUCCESS	\$ 641,354	\$ 641,354
S.1.3. Strategy: CONTACT HOUR FUNDING	\$ 6,087,034	\$ 6,087,033
S.2.1. Strategy: TV MUNSON VITICULTURE&ENOLOGY CNTR²	\$ 350,000	\$ 350,000
T.V. Munson Viticulture and Enology Center.		
Total, Goal S: GRAYSON COUNTY COLLEGE	\$ 7,578,388	\$ 7,578,387
T. Goal: HILL COLLEGE		
T.1.1. Strategy: HERITAGE MUSEUM/GENEALOGY CENTER	\$ 356,500	\$ 356,500
Heritage Museum and Genealogy Center.		
T.2.1. Strategy: CORE OPERATIONS	\$ 500,000	\$ 500,000
T.2.2. Strategy: STUDENT SUCCESS	\$ 611,447	\$ 611,446
T.2.3. Strategy: CONTACT HOUR FUNDING	\$ 5,413,993	\$ 5,413,992
T.2.4. Strategy: FORMULA HOLD HARMLESS	\$ 4,785	\$ 4,786
Total, Goal T: HILL COLLEGE	\$ 6,886,725	\$ 6,886,724
U. Goal: HOUSTON COMMUNITY COLLEGE		
U.1.1. Strategy: CORE OPERATIONS	\$ 500,000	\$ 500,000
U.1.2. Strategy: STUDENT SUCCESS	\$ 6,484,473	\$ 6,484,472
U.1.3. Strategy: CONTACT HOUR FUNDING	\$ 63,010,955	\$ 63,010,954
Total, Goal U: HOUSTON COMMUNITY COLLEGE	\$ 69,995,428	\$ 69,995,426
V. Goal: HOWARD COLLEGE		
V.1.1. Strategy: SOUTHWEST INSTITUTE FOR THE DEAF	\$ 2,651,293	\$ 2,651,293
Southwest Collegiate Institute for the Deaf.		
V.1.2. Strategy: CENTRAL PLANT AND HVAC UPGRADES	\$ 1,992,158	\$ 0
SWCID Central Plant and HVAC Upgrades.		
V.2.1. Strategy: FORMULA HOLD HARMLESS	\$ 398,407	\$ 398,408
V.2.2. Strategy: CORE OPERATIONS	\$ 500,000	\$ 500,000
V.2.3. Strategy: STUDENT SUCCESS	\$ 539,306	\$ 539,306
V.2.4. Strategy: CONTACT HOUR FUNDING	\$ 4,965,104	\$ 4,965,103
Total, Goal V: HOWARD COLLEGE	\$ 11,046,268	\$ 9,054,110
W. Goal: KILGORE COLLEGE		
W.1.1. Strategy: CORE OPERATIONS	\$ 500,000	\$ 500,000
W.1.2. Strategy: STUDENT SUCCESS	\$ 848,708	\$ 848,707
W.1.3. Strategy: CONTACT HOUR FUNDING	\$ 8,631,965	\$ 8,631,964
Total, Goal W: KILGORE COLLEGE	\$ 9,980,673	\$ 9,980,671

PUBLIC COMMUNITY/JUNIOR COLLEGES

(Continued)

X. Goal: LAREDO COMMUNITY COLLEGE		
X.1.1. Strategy: IMPORT/EXPORT TRNG CTR Regional Import/Export Training Center.	\$ 165,570	\$ 165,570
X.2.1. Strategy: CORE OPERATIONS	\$ 500,000	\$ 500,000
X.2.2. Strategy: STUDENT SUCCESS	\$ 1,093,570	\$ 1,093,569
X.2.3. Strategy: CONTACT HOUR FUNDING	<u>\$ 8,566,358</u>	<u>\$ 8,566,358</u>
Total, Goal X: LAREDO COMMUNITY COLLEGE	<u>\$ 10,325,498</u>	<u>\$ 10,325,497</u>
Y. Goal: LEE COLLEGE		
Y.1.1. Strategy: CORE OPERATIONS	\$ 500,000	\$ 500,000
Y.1.2. Strategy: STUDENT SUCCESS	\$ 764,637	\$ 764,637
Y.1.3. Strategy: CONTACT HOUR FUNDING	<u>\$ 7,831,482</u>	<u>\$ 7,831,481</u>
Total, Goal Y: LEE COLLEGE	<u>\$ 9,096,119</u>	<u>\$ 9,096,118</u>
Z. Goal: LONE STAR COLLEGE SYSTEM		
Z.1.1. Strategy: CORE OPERATIONS	\$ 500,000	\$ 500,000
Z.1.2. Strategy: STUDENT SUCCESS	\$ 6,923,874	\$ 6,923,873
Z.1.3. Strategy: CONTACT HOUR FUNDING	<u>\$ 66,669,272</u>	<u>\$ 66,669,272</u>
Total, Goal Z: LONE STAR COLLEGE SYSTEM	<u>\$ 74,093,146</u>	<u>\$ 74,093,145</u>
AA. Goal: MCLENNAN COMMUNITY COLLEGE		
AA.1.1. Strategy: CORE OPERATIONS	\$ 500,000	\$ 500,000
AA.1.2. Strategy: STUDENT SUCCESS	\$ 1,116,279	\$ 1,116,278
AA.1.3. Strategy: CONTACT HOUR FUNDING	\$ 10,492,859	\$ 10,492,858
AA.1.4. Strategy: FORMULA HOLD HARMLESS	<u>\$ 1,669</u>	<u>\$ 1,669</u>
Total, Goal AA: MCLENNAN COMMUNITY COLLEGE	<u>\$ 12,110,807</u>	<u>\$ 12,110,805</u>
AB. Goal: MIDLAND COLLEGE		
AB.1.1. Strategy: PERMIAN BASIN PETROLEUM MUSEUM	\$ 355,325	\$ 355,325
AB.2.1. Strategy: BACHELOR OF APPLIED TECHNOLOGY	\$ 63,167	\$ 63,167
AB.3.1. Strategy: FORMULA HOLD HARMLESS	\$ 281,675	\$ 281,675
AB.3.2. Strategy: CORE OPERATIONS	\$ 500,000	\$ 500,000
AB.3.3. Strategy: STUDENT SUCCESS	\$ 621,514	\$ 621,514
AB.3.4. Strategy: CONTACT HOUR FUNDING	<u>\$ 6,176,665</u>	<u>\$ 6,176,665</u>
Total, Goal AB: MIDLAND COLLEGE	<u>\$ 7,998,346</u>	<u>\$ 7,998,346</u>
AC. Goal: NAVARRO COLLEGE		
AC.1.1. Strategy: CORE OPERATIONS	\$ 500,000	\$ 500,000
AC.1.2. Strategy: STUDENT SUCCESS	\$ 1,425,903	\$ 1,425,903
AC.1.3. Strategy: CONTACT HOUR FUNDING	<u>\$ 13,340,470</u>	<u>\$ 13,340,469</u>
Total, Goal AC: NAVARRO COLLEGE	<u>\$ 15,266,373</u>	<u>\$ 15,266,372</u>
AD. Goal: NORTH CENTRAL TEXAS COLLEGE		
AD.1.1. Strategy: CORE OPERATIONS	\$ 500,000	\$ 500,000
AD.1.2. Strategy: STUDENT SUCCESS	\$ 1,259,740	\$ 1,259,740
AD.1.3. Strategy: CONTACT HOUR FUNDING	<u>\$ 9,457,033</u>	<u>\$ 9,457,033</u>
Total, Goal AD: NORTH CENTRAL TEXAS COLLEGE	<u>\$ 11,216,773</u>	<u>\$ 11,216,773</u>
AE. Goal: NORTHEAST TEXAS COMMUNITY COLLEGE		
AE.1.1. Strategy: CORE OPERATIONS	\$ 500,000	\$ 500,000
AE.1.2. Strategy: STUDENT SUCCESS	\$ 434,799	\$ 434,798
AE.1.3. Strategy: CONTACT HOUR FUNDING	<u>\$ 3,643,381</u>	<u>\$ 3,643,380</u>
Total, Goal AE: NORTHEAST TEXAS COMMUNITY COLLEGE	<u>\$ 4,578,180</u>	<u>\$ 4,578,178</u>
AF. Goal: ODESSA COLLEGE		
AF.1.1. Strategy: CORE OPERATIONS	\$ 500,000	\$ 500,000
AF.1.2. Strategy: STUDENT SUCCESS	\$ 571,457	\$ 571,457
AF.1.3. Strategy: CONTACT HOUR FUNDING	<u>\$ 6,541,972</u>	<u>\$ 6,541,972</u>
Total, Goal AF: ODESSA COLLEGE	<u>\$ 7,613,429</u>	<u>\$ 7,613,429</u>

PUBLIC COMMUNITY/JUNIOR COLLEGES

(Continued)

AG. Goal: PANOLA COLLEGE		
AG.1.1. Strategy: CORE OPERATIONS	\$ 500,000	\$ 500,000
AG.1.2. Strategy: STUDENT SUCCESS	\$ 313,990	\$ 313,989
AG.1.3. Strategy: CONTACT HOUR FUNDING	\$ <u>3,870,715</u>	\$ <u>3,870,715</u>
Total, Goal AG: PANOLA COLLEGE	\$ <u>4,684,705</u>	\$ <u>4,684,704</u>
AH. Goal: PARIS JUNIOR COLLEGE		
AH.1.1. Strategy: CORE OPERATIONS	\$ 500,000	\$ 500,000
AH.1.2. Strategy: STUDENT SUCCESS	\$ 824,848	\$ 824,847
AH.1.3. Strategy: CONTACT HOUR FUNDING	\$ <u>7,161,990</u>	\$ <u>7,161,990</u>
Total, Goal AH: PARIS JUNIOR COLLEGE	\$ <u>8,486,838</u>	\$ <u>8,486,837</u>
AI. Goal: RANGER COLLEGE		
AI.1.1. Strategy: CORE OPERATIONS	\$ 500,000	\$ 500,000
AI.1.2. Strategy: STUDENT SUCCESS	\$ 265,105	\$ 265,104
AI.1.3. Strategy: CONTACT HOUR FUNDING	\$ <u>2,817,753</u>	\$ <u>2,817,753</u>
Total, Goal AI: RANGER COLLEGE	\$ <u>3,582,858</u>	\$ <u>3,582,857</u>
AJ. Goal: SAN JACINTO COLLEGE		
AJ.1.1. Strategy: CORE OPERATIONS	\$ 500,000	\$ 500,000
AJ.1.2. Strategy: STUDENT SUCCESS	\$ 3,477,930	\$ 3,477,929
AJ.1.3. Strategy: CONTACT HOUR FUNDING	\$ <u>32,508,484</u>	\$ <u>32,508,483</u>
Total, Goal AJ: SAN JACINTO COLLEGE	\$ <u>36,486,414</u>	\$ <u>36,486,412</u>
AK. Goal: SOUTH PLAINS COLLEGE		
AK.1.1. Strategy: CORE OPERATIONS	\$ 500,000	\$ 500,000
AK.1.2. Strategy: STUDENT SUCCESS	\$ 1,203,895	\$ 1,203,894
AK.1.3. Strategy: CONTACT HOUR FUNDING	\$ <u>12,243,526</u>	\$ <u>12,243,526</u>
Total, Goal AK: SOUTH PLAINS COLLEGE	\$ <u>13,947,421</u>	\$ <u>13,947,420</u>
AL. Goal: SOUTH TEXAS COLLEGE		
AL.1.1. Strategy: BACHELOR OF APPLIED TECHNOLOGY	\$ 805,107	\$ 805,107
AL.2.1. Strategy: CORE OPERATIONS	\$ 500,000	\$ 500,000
AL.2.2. Strategy: STUDENT SUCCESS	\$ 3,670,736	\$ 3,670,735
AL.2.3. Strategy: CONTACT HOUR FUNDING	\$ <u>33,607,193</u>	\$ <u>33,607,192</u>
Total, Goal AL: SOUTH TEXAS COLLEGE	\$ <u>38,583,036</u>	\$ <u>38,583,034</u>
AM. Goal: SOUTHWEST TEXAS JUNIOR COLLEGE		
AM.1.1. Strategy: CORE OPERATIONS	\$ 500,000	\$ 500,000
AM.1.2. Strategy: STUDENT SUCCESS	\$ 726,798	\$ 726,798
AM.1.3. Strategy: CONTACT HOUR FUNDING	\$ <u>5,760,106</u>	\$ <u>5,760,105</u>
Total, Goal AM: SOUTHWEST TEXAS JUNIOR COLLEGE	\$ <u>6,986,904</u>	\$ <u>6,986,903</u>
AN. Goal: TARRANT COUNTY COLLEGE		
AN.1.1. Strategy: CORE OPERATIONS	\$ 500,000	\$ 500,000
AN.1.2. Strategy: STUDENT SUCCESS	\$ 5,850,029	\$ 5,850,029
AN.1.3. Strategy: CONTACT HOUR FUNDING	\$ <u>49,940,122</u>	\$ <u>49,940,122</u>
Total, Goal AN: TARRANT COUNTY COLLEGE	\$ <u>56,290,151</u>	\$ <u>56,290,151</u>
AO. Goal: TEMPLE COLLEGE		
AO.1.1. Strategy: CORE OPERATIONS	\$ 500,000	\$ 500,000
AO.1.2. Strategy: STUDENT SUCCESS	\$ 688,161	\$ 688,160
AO.1.3. Strategy: CONTACT HOUR FUNDING	\$ <u>6,457,904</u>	\$ <u>6,457,903</u>
Total, Goal AO: TEMPLE COLLEGE	\$ <u>7,646,065</u>	\$ <u>7,646,063</u>
AP. Goal: TEXARKANA COLLEGE		
AP.1.1. Strategy: CORE OPERATIONS	\$ 500,000	\$ 500,000
AP.1.2. Strategy: STUDENT SUCCESS	\$ 527,621	\$ 527,620
AP.1.3. Strategy: CONTACT HOUR FUNDING	\$ <u>5,911,802</u>	\$ <u>5,911,801</u>
Total, Goal AP: TEXARKANA COLLEGE	\$ <u>6,939,423</u>	\$ <u>6,939,421</u>

PUBLIC COMMUNITY/JUNIOR COLLEGES

(Continued)

AQ. Goal: TEXAS SOUTHMOST COLLEGE		
AQ.1.1. Strategy: FORMULA HOLD HARMLESS	\$ 835,214	\$ 835,215
AQ.1.2. Strategy: CORE OPERATIONS	\$ 500,000	\$ 500,000
AQ.1.3. Strategy: STUDENT SUCCESS	\$ 753,721	\$ 753,721
AQ.1.4. Strategy: CONTACT HOUR FUNDING	<u>\$ 4,073,326</u>	<u>\$ 4,073,325</u>
Total, Goal AQ: TEXAS SOUTHMOST COLLEGE	<u>\$ 6,162,261</u>	<u>\$ 6,162,261</u>
AR. Goal: TRINITY VALLEY COMMUNITY COLLEGE		
AR.1.1. Strategy: CORE OPERATIONS	\$ 500,000	\$ 500,000
AR.1.2. Strategy: STUDENT SUCCESS	\$ 1,078,368	\$ 1,078,367
AR.1.3. Strategy: CONTACT HOUR FUNDING	<u>\$ 9,565,396</u>	<u>\$ 9,565,395</u>
Total, Goal AR: TRINITY VALLEY COMMUNITY COLLEGE	<u>\$ 11,143,764</u>	<u>\$ 11,143,762</u>
AS. Goal: TYLER JUNIOR COLLEGE		
AS.1.1. Strategy: CORE OPERATIONS	\$ 500,000	\$ 500,000
AS.1.2. Strategy: STUDENT SUCCESS	\$ 1,597,266	\$ 1,597,265
AS.1.3. Strategy: CONTACT HOUR FUNDING	<u>\$ 14,558,692</u>	<u>\$ 14,558,692</u>
Total, Goal AS: TYLER JUNIOR COLLEGE	<u>\$ 16,655,958</u>	<u>\$ 16,655,957</u>
AT. Goal: VERNON COLLEGE		
AT.1.1. Strategy: CORE OPERATIONS	\$ 500,000	\$ 500,000
AT.1.2. Strategy: STUDENT SUCCESS	\$ 438,510	\$ 438,509
AT.1.3. Strategy: CONTACT HOUR FUNDING	<u>\$ 4,655,106</u>	<u>\$ 4,655,105</u>
Total, Goal AT: VERNON COLLEGE	<u>\$ 5,593,616</u>	<u>\$ 5,593,614</u>
AU. Goal: VICTORIA COLLEGE		
AU.1.1. Strategy: CORE OPERATIONS	\$ 500,000	\$ 500,000
AU.1.2. Strategy: STUDENT SUCCESS	\$ 517,726	\$ 517,725
AU.1.3. Strategy: CONTACT HOUR FUNDING	<u>\$ 4,768,271</u>	<u>\$ 4,768,271</u>
Total, Goal AU: VICTORIA COLLEGE	<u>\$ 5,785,997</u>	<u>\$ 5,785,996</u>
AV. Goal: WEATHERFORD COLLEGE		
AV.1.1. Strategy: CORE OPERATIONS	\$ 500,000	\$ 500,000
AV.1.2. Strategy: STUDENT SUCCESS	\$ 758,065	\$ 758,064
AV.1.3. Strategy: CONTACT HOUR FUNDING	<u>\$ 7,738,521</u>	<u>\$ 7,738,520</u>
Total, Goal AV: WEATHERFORD COLLEGE	<u>\$ 8,996,586</u>	<u>\$ 8,996,584</u>
AW. Goal: WESTERN TEXAS COLLEGE		
AW.1.1. Strategy: CORE OPERATIONS	\$ 500,000	\$ 500,000
AW.1.2. Strategy: STUDENT SUCCESS	\$ 363,924	\$ 363,924
AW.1.3. Strategy: CONTACT HOUR FUNDING	<u>\$ 2,687,167</u>	<u>\$ 2,687,166</u>
Total, Goal AW: WESTERN TEXAS COLLEGE	<u>\$ 3,551,091</u>	<u>\$ 3,551,090</u>
AX. Goal: WHARTON COUNTY JUNIOR COLLEGE		
AX.1.1. Strategy: CORE OPERATIONS	\$ 500,000	\$ 500,000
AX.1.2. Strategy: STUDENT SUCCESS	\$ 1,056,450	\$ 1,056,449
AX.1.3. Strategy: CONTACT HOUR FUNDING	<u>\$ 7,555,627</u>	<u>\$ 7,555,626</u>
Total, Goal AX: WHARTON COUNTY JUNIOR COLLEGE	<u>\$ 9,112,077</u>	<u>\$ 9,112,075</u>
Grand Total, PUBLIC COMMUNITY/JUNIOR COLLEGES	<u><u>\$ 892,785,312</u></u>	<u><u>\$ 885,793,094</u></u>
Object-of-Expense Informational Listing:		
Salaries and Wages	\$ 883,920,967	\$ 883,940,908
Other Personnel Costs	605,347	585,347
Professional Fees and Services	30,000	30,000
Consumable Supplies	2,000	2,000
Utilities	30,000	30,000
Travel	5,750	5,750
Other Operating Expense	717,840	717,839
Client Services	481,250	481,250
Grants	5,000,000	0

PUBLIC COMMUNITY/JUNIOR COLLEGES

(Continued)

Capital Expenditures	1,992,158	0
Total, Object-of-Expense Informational Listing	<u>\$ 892,785,312</u>	<u>\$ 885,793,094</u>

Estimated Allocations for Employee Benefits and Debt Service Appropriations Made Elsewhere in this Act:

<u>Employee Benefits</u>		
Retirement	\$ 56,486,524	\$ 57,463,616
Group Insurance	<u>153,911,789</u>	<u>164,932,067</u>
Subtotal, Employee Benefits	<u>\$ 210,398,313</u>	<u>\$ 222,395,683</u>
Total, Estimated Allocations for Employee Benefits and Debt Service Appropriations Made Elsewhere in this Act	<u>\$ 210,398,313</u>	<u>\$ 222,395,683</u>

2. Administration of Appropriated Funds. Funds appropriated above shall be administered by the Texas Higher Education Coordinating Board.

3. Appropriation Eligibility. To be eligible for and to receive an appropriation a public community/junior college must be certified as required by Education Code, Chapter 61, §61.063, and comply with the following provisions:

- a. The Texas Higher Education Coordinating Board shall 1) determine whether each eligible public community/junior college has complied with all the provisions of this section; 2) determine each college's list of approved courses; and 3) certify its findings and such lists to the State Auditor not later than October 1 of each fiscal year. Each public community/junior college shall make such reports to the Texas Higher Education Coordinating Board as may be required, classified in accordance with the rules and regulations issued by the Board.
- b. On or before the dates for reporting official enrollments each semester to the Texas Higher Education Coordinating Board, each college will collect in full from each student that is to be counted for state aid purposes the amounts set as tuition by the respective governing boards. Valid contracts with the United States government for instruction of eligible military personnel, and valid contracts with private business and public service-type organizations or institutions such as hospitals, may be considered as collections thereunder, but subject to adjustments after final payment thereof. Financial aid awards processed by the financial aid office but not yet issued to the student shall be considered as collections thereunder but subject to adjustments after final payment thereof.
- c. Each community/junior college must use a registration and financial reporting system which is sufficient to satisfy the audit requirements of the State Auditor and furnish any reports and information as the auditor may require.
- d. Each community/junior college must file by December 1 of each fiscal year directly with the Governor, Legislative Budget Board, the Legislative Reference Library, and the Texas Higher Education Coordinating Board, a copy of an annual operating budget, and subsequent amendments thereto, approved by the community/junior college governing board. The operating budget shall be in such form and manner as may be prescribed by the board and/or agency with the advice of the State Auditor providing, however, that each report include departmental operating budgets by function.

4. Audit of Compliance. The compliance of each public community/junior college with the requirements set forth in the paragraphs above shall be ascertained by the State Auditor who shall also audit the pertinent books and records of each college as necessary.

5. Vouchers for Disbursement of Appropriated Funds. Vouchers for disbursement of the sums appropriated hereinabove shall be prepared by the Texas Higher Education Coordinating Board on the basis of the provisions in the paragraphs above and the warrants issued in payment thereof shall be issued in compliance with Education Code, §130.0031.

Funds appropriated above to Howard County College for the operation of the Southwest Collegiate Institute for the Deaf shall be distributed in accordance with the installment schedule for Category 1 junior colleges.

PUBLIC COMMUNITY/JUNIOR COLLEGES

(Continued)

The total amount of funds appropriated above in each year of the biennium to Midland College in Strategy AB.1.1, Permian Basin Petroleum Museum, should be distributed on September 1 of the year funds are appropriated. Prior to the disbursement of any state funds, Midland College shall implement a grant agreement with Permian Basin Petroleum Museum specifying the use of funds, and that funds shall be spent according to state law and the General Appropriations Act.

In submitting vouchers for disbursement of the funds herein appropriated, the Texas Higher Education Coordinating Board, shall certify to the State Comptroller of Public Accounts that each school listed has qualified and is entitled to receive such funds under the provisions set forth in this Act under the heading "Public Community/Junior Colleges."

6. **Unobligated Balances.** At the close of each fiscal year each community/junior college shall report to the Coordinating Board the amount of state allocations which have not been obligated within each line item and shall return that amount to the State Treasury for deposit in the General Revenue Fund.
7. **Adjustment of Contact Hours.** Texas Higher Education Coordinating Board is authorized to review the accuracy of the contact hour data reported to the Coordinating Board by community college districts. In the event of data reporting errors, the Coordinating Board is authorized to adjust the fiscal year's formula appropriations as necessary to reflect the corrected data elements.
8. **Separation of Funds.** The funds appropriated by the State shall be maintained separately by community/junior colleges from other sources of income.
9. **Supplanting of Federal Funds Prohibited.** State funds shall not be used to supplant federal funds for the Workforce Investment Act programs conducted by community/junior colleges.
10. **Residency of Texas Department of Criminal Justice Inmates.** All inmates of the Texas Department of Criminal Justice are, for educational funding purposes in this Act only, residents of the State of Texas.
11. **Regional Import/Export Training Center.** Appropriations of \$48,125 each year made above are contingent upon certification by the Comptroller of Public Accounts that increased economic activity associated with the Regional Import/Export Training Center and the Laredo Community College will generate at least \$96,250 for the biennium in additional revenue to the General Revenue Fund. It is the intent of the Legislature that state funds provided to the Regional Import/Export Training Center be used by the Center to attract federal funds on a dollar-for-dollar basis. If the amount that can be certified is less than the maximum amount appropriated, the amounts appropriated shall be reduced to be within the amounts certified.
12. **Informational Listing of Other Appropriations.** In addition to the funds appropriated above, General Revenue is appropriated elsewhere in this Act for the use of the Public Community/Junior Colleges as follows:
 - a. Out of the General Revenue funds appropriated to the Higher Education Employees Group Insurance Contributions, \$318,834,856 is intended for the use of public community colleges, subject to the provisions associated with that appropriation.
 - b. Out of the General Revenue funds appropriated to the Teacher Retirement System, an estimated \$81,084,296 is appropriated for the state matching contribution for public community college employees.
 - c. Out of the General Revenue funds appropriated to the Optional Retirement Program, an estimated \$32,865,844 is appropriated for the state matching contribution for public community college employees.
13. **Financial Information Reporting Requirement.** Each community college shall provide to the Texas Higher Education Coordinating Board financial data related to the operation of each community college using the specific content and format prescribed by the Coordinating Board. Each community college shall provide the report no later than January 1st of each year.

The Coordinating Board shall provide an annual report due on May 1 to the Legislative Budget Board and Governor's Office about the financial condition of the state's community college districts.

PUBLIC COMMUNITY/JUNIOR COLLEGES

(Continued)

14. **Limitations of Formula Funding Contact Hours.** To control costs and limit General Revenue formula appropriations contact hours related to a course for which a student is generating formula funding for the third time shall be excluded from being counted in the hours reported by the Higher Education Coordinating Board to the Legislative Budget Board for formula funding.
15. **Approved Elements of Expenditure and Special Item Expenditures.** The expenditures by a public community/junior college of any funds received by it under these provisions headed "Public Community/Junior Colleges" shall be limited to the payment of the following elements of cost: instruction, academic support, student services, institutional support, organized activities, and staff benefits associated with salaries paid from general revenue. It is specifically provided, however, that in addition to the purposes enumerated herein, the funds appropriated above for special items may be expended for salaries, wages, travel, capital outlay and other necessary operating expenses. It is specifically provided that funds appropriated above may not be used for the operation of intercollegiate athletics.
16. **Funding for StarLink at Dallas Community College.** Funds identified above in Strategy N.1.2, StarLink, are to be used for the sole purpose of supporting the StarLink program and are subject to the provisions of Rider 3 and Rider 15 in this bill pattern.
17. **Funding for the Virtual College of Texas at Austin Community College.** Funds identified above in Strategy E.1.1, Virtual College of Texas, are to be used for the sole purpose of supporting the Virtual College of Texas and are subject to the provisions of Rider 3 and Rider 15 in this bill pattern.
18. **Promote Educational Programs.** Out of the funds appropriated above for Strategy F.1.1, Star of the Republic Museum, \$50,000 in General Revenue funds in each year of the 2016-17 biennium may be used to promote educational and public awareness programs at Washington-on-the-Brazos State Historic Park, Star of the Republic Museum, and Barrington Living History Farm.
19. **Appropriations for the Bachelor of Applied Technology Program.** The amounts appropriated above in Strategies G.1.1, AB.2.1, and AL.1.1, are exclusively for the purpose of providing state contributions to each affected district's Bachelor of Applied Technology program.
20. **Instruction and Administration Funding (Outcomes-Based Model).** Formula funding is allocated among Public Community/Junior Colleges based upon certified contact hours generated in the previous academic year. Ten percent of formula funding is allocated based on each community college's points earned from a three-year average of student completion of the following metrics:

<u>Metric</u>	<u>Points</u>
Student successfully completes developmental education in mathematics	1.0
Student successfully completes developmental education in reading	0.5
Student successfully completes developmental education in writing	0.5
Student completes first college-level mathematics course with a grade of "C" or better	1.0
Student completes first college-level course designated as reading intensive with a grade of "C" or better	0.5
Student completes first college-level course designated as writing intensive with a grade of "C" or better	0.5
Student successfully completes first 15 semester credit hours at the institution	1.0
Student successfully completes first 30 semester credit hours at the institution	1.0
Student transfers to a General Academic Institution after successfully completing at least 15 semester credit hours at the institution	2.0
Student receives from the institution an associate's degree, a Bachelor's degree, or a certificate recognized for this purpose by the Coordinating Board in a field other than a critical field, such as Science, Technology, Engineering and Mathematics (STEM), or Allied Health.	2.0

PUBLIC COMMUNITY/JUNIOR COLLEGES

(Continued)

Student receives from the institution an associate's degree, a Bachelor's degree, or a certificate recognized for this purpose by the Coordinating Board in a critical field, including the fields of Science, Technology, Engineering or Mathematics (STEM), or Allied Health. 2.25

- 21. **Grayson County College - Viticulture & Enology.**² Out of funds appropriated above in Strategy S.2.1, TV Munson Viticulture & Enology Center, \$350,000 in General Revenue in fiscal year 2016 and \$350,000 in General Revenue for fiscal year 2017 shall be used for Viticulture and Enology.
- 22. **Hill College - Heritage Museum.** Out of funds appropriated above in Strategy T.1.1, Heritage Museum/Genealogy Center, \$100,000 in General Revenue for fiscal year 2016 and \$100,000 in General Revenue for fiscal year 2017 shall be used for Hill College Texas Heritage Museum.
- 23. **Reporting Requirement.** Each public community/junior college shall submit a report to the Legislative Budget Board no later than December 1 of each fiscal year that includes the following information:
 - a. the number of contact hours and success points generated by each campus of the public community/junior college district in the prior fiscal year and the amount of formula funding transferred to each campus of the public community/junior college district in the prior fiscal year; and
 - b. the total tuition and fee revenue collected at each campus of the public community/junior college district in the prior fiscal year and the amount of total tuition and fee revenue that each campus transferred to another campus in the prior fiscal year.
- 24. **Alamo Community College - Veteran's Assistance Centers.** Out of the funds appropriated above in Strategy A.2.1, Veteran's Assistance Centers, \$4,450,000 in General Revenue in fiscal year 2016 and \$4,450,000 in General Revenue in fiscal year 2017 shall be used for Veteran's Assistance Centers.
- 25. **Brazosport College - Four-Year Degree Program.** Out of the funds appropriated above in Strategy G.1.2, Four-Year Degree Program, \$500,000 in General Revenue in fiscal year 2016 and \$500,000 in General Revenue in fiscal year 2017 shall be used for a four year degree program.
- 26. **Del Mar College - Maritime Museum.**¹ ~~Out of funds appropriated above in Strategy O.2.1, Maritime Museum, \$100,000 in General Revenue for fiscal year 2016 and \$100,000 in General Revenue for fiscal year 2017 shall be used for a maritime museum.~~
- 27. **Howard College - SWCID Central Plant and HVAC Upgrades.** Out of funds appropriated above in Strategy V.1.2, Central Plant and HVAC Upgrades, \$1,992,158 in General Revenue for fiscal year 2016 shall be used for central plant and HVAC upgrades at the Southwest Collegiate Institute for the Deaf.

¹ Appropriations referenced in O.2.1., Maritime Museum, were vetoed, resulting in decreases of \$100,000 in FY 2016 and \$100,000 in FY 2017 out of General Revenue funds. See Governor's Veto Proclamation.

² Incorporates Article IX, §18.19, of this Act, due to enactment of SB 881, 84th Legislature, Regular Session, relating to the dedication of certain wine-related revenue, resulting in increases of \$150,000 out of General Revenue each fiscal year of the biennium.

TEXAS STATE TECHNICAL COLLEGE SYSTEM ADMINISTRATION

	For the Years Ending	
	August 31, 2016	August 31, 2017
Method of Financing:		
General Revenue Fund	\$ 10,801,722	\$ 10,801,722

TEXAS STATE TECHNICAL COLLEGE SYSTEM ADMINISTRATION
(Continued)

GR Dedicated - Estimated Other Educational and General Income Account No. 770	545,313	546,062
Total, Method of Financing	\$ 11,347,035	\$ 11,347,784
Items of Appropriation:		
1. Educational and General State Support	\$ 11,347,035	\$ 11,347,784
Grand Total, TEXAS STATE TECHNICAL COLLEGE SYSTEM ADMINISTRATION	\$ 11,347,035	\$ 11,347,784

This bill pattern represents an estimated 92.1% of this agency's estimated total available funds for the biennium.

Number of Full-Time-Equivalents (FTE)- Appropriated Funds	70.0	70.0
--	------	------

1. Informational Listing of Appropriated Funds. The appropriations made above for Educational and General State Support are subject to the special and general provisions of this Act and include the following amounts for the purposes indicated.

A. Goal: INSTRUCTION/OPERATIONS

Provide Instructional and Operations Support.

A.1.1. Strategy: FORECASTING & CURRICULUM DVLPMENT Forecasting and Curriculum Development.	\$ 178,175	\$ 178,175
A.1.2. Strategy: STAFF GROUP INSURANCE PREMIUMS	\$ 10,507	\$ 11,256
A.1.3. Strategy: WORKERS' COMPENSATION INSURANCE	\$ 15,675	\$ 15,675
A.1.4. Strategy: SYSTEM OFFICE OPERATIONS	\$ 2,346,545	\$ 2,346,545
A.1.5. Strategy: TECHNICAL TRAINING PARTNERSHIP Technical Training Partnerships with Community Colleges.	\$ 296,133	\$ 296,133
Total, Goal A: INSTRUCTION/OPERATIONS	\$ 2,847,035	\$ 2,847,784

B. Goal: SPECIAL ITEM SUPPORT

Provide Special Item Support.

B.1.1. Strategy: N TX AND E WILLIAMSON COUNTY CTRS North Texas and East Williamson County Centers.	\$ 4,000,000	\$ 4,000,000
B.1.2. Strategy: FORT BEND COUNTY	\$ 4,500,000	\$ 4,500,000
Total, Goal B: SPECIAL ITEM SUPPORT	\$ 8,500,000	\$ 8,500,000

Grand Total, TEXAS STATE TECHNICAL COLLEGE SYSTEM ADMINISTRATION	\$ 11,347,035	\$ 11,347,784
---	----------------------	----------------------

Object-of-Expense Informational Listing:

Salaries and Wages	\$ 3,312,506	\$ 3,357,861
Other Personnel Costs	33,071	33,311
Faculty Salaries (Higher Education Only)	1,144,755	1,320,255
Professional Fees and Services	26,200	26,200
Fuels and Lubricants	1,200	1,200
Consumable Supplies	23,080	23,130
Utilities	9,400	9,400
Travel	10,000	9,710
Rent - Building	644,400	644,400
Rent - Machine and Other	10,600	10,600
Debt Service	487,137	487,137
Other Operating Expense	5,033,686	5,073,780
Capital Expenditures	611,000	350,800
Total, Object-of-Expense Informational Listing	\$ 11,347,035	\$ 11,347,784

Estimated Allocations for Employee Benefits and Debt Service Appropriations Made Elsewhere in this Act:

<u>Employee Benefits</u>		
Retirement	\$ 346,401	\$ 346,401
Group Insurance	4,424,830	4,741,989

TEXAS STATE TECHNICAL COLLEGE SYSTEM ADMINISTRATION
(Continued)

Social Security	235,414	244,831
Subtotal, Employee Benefits	\$ 5,006,645	\$ 5,333,221
Total, Estimated Allocations for Employee Benefits and Debt Service Appropriations Made Elsewhere in this Act	\$ 5,006,645	\$ 5,333,221

2. **Coordination with Community/Junior Colleges.** In accordance with Education Code Chapter 135, prior to establishing a program in an area which is within a community/junior college district, the Texas State Technical College must receive authorization to offer such educational, technical or vocational programs from the Texas Higher Education Coordinating Board.
3. **Governing Board.** Out of the funds appropriated above, an amount not to exceed \$49,000 in each year of the biennium shall be for all expenses associated with the governing board's duties including, but not limited to: travel, entertainment, lodging and expenses of state employees who provide services for the governing board.

A separate record of the board's expenditures shall be kept and retained in the same manner as the fiscal records of the institution(s) the board governs. No funds may be used for the governing board's expenses except for the specific amounts designated above. Funds appropriated for the governing board's expenses may be used for any other purpose covered by this Act.

4. **Expenditure Reporting for System Administration and Extension Centers.** Prior to each legislative session the Texas State Technical College System Administration shall file with the House Appropriations Committee, the Senate Finance Committee, the Legislative Budget Board, and the Governor a report detailing expenditures for system administration and any extension centers. The report shall compare actual expenditures to funds appropriated for those purposes and shall cover the current and previous two biennia.
5. **North Texas and East Williamson County Centers.** Out of funds appropriated above to the Texas State Technical College System Administration in Strategy B.1.1, North Texas and East Williamson County Centers, \$4,000,000 in General Revenue funds in fiscal year 2016 and \$4,000,000 in General Revenue funds in fiscal year 2017 will be for the North Texas Extension Center and East Williamson County Higher Education Center. It is the intent of the Legislature that \$3,000,000 in fiscal year 2016 and \$3,000,000 in fiscal year 2017 shall be expended for the North Texas Extension Center and \$1,000,000 in fiscal year 2016 and \$1,000,000 in fiscal year 2017 shall be expended for the East Williamson County Higher Education Center.

Any unexpended balances in appropriations made to Strategy B.1.1, North Texas and East Williamson County Centers remaining as of August 31, 2016, are hereby appropriated to the Texas State Technical College System Administration for the fiscal year beginning September 1, 2016, for the same purpose. It is the intent of the Legislature that non-formula General Revenue operations funding in Strategy B.1.1, North Texas and East Williamson County Centers be discontinued after the 2018-19 biennium.

6. **Contingency for House Bill 658.**¹ (A) Contingent upon enactment of House Bill 658, or similar legislation relating to the creation of a campus of the Texas State Technical College System in Fort Bend County, by the Eighty-fourth Legislature, Regular Session, the Texas State Technical College System Administration shall use funds appropriated above in Strategy B.1.2, Fort Bend County, for the Fort Bend County Campus. Any unexpended balances in appropriations made to Strategy B.1.2, Fort Bend County, remaining as of August 31, 2016, are hereby appropriated to the Texas State Technical College System Administration for the fiscal year beginning September 1, 2016, for the same purpose.

(B) In the event House Bill 658, or similar legislation relating to the creation of a campus of the Texas State Technical College System in Fort Bend County, by the Eighty-fourth Legislature, Regular Session, is not enacted, Texas State Technical College System Administration may transfer funds appropriated above in Strategy B.1.2, Fort Bend County, to another strategy.

¹ HB 658, relating to creation of a campus of the Texas State Technical College System in Fort Bend County, was enacted by the 84th Legislature, Regular Session.

TEXAS STATE TECHNICAL COLLEGE - HARLINGEN

	For the Years Ending	
	August 31, 2016	August 31, 2017
Method of Financing:		
General Revenue Fund	\$ 16,650,560	\$ 16,638,509
GR Dedicated - Estimated Other Educational and General Income Account No. 770	<u>9,407,507</u>	<u>9,660,030</u>
Total, Method of Financing	<u>\$ 26,058,067</u>	<u>\$ 26,298,539</u>
Items of Appropriation:		
1. Educational and General State Support	\$ 26,058,067	\$ 26,298,539
Grand Total, TEXAS STATE TECHNICAL COLLEGE - HARLINGEN	<u>\$ 26,058,067</u>	<u>\$ 26,298,539</u>

This bill pattern represents an estimated 51.4% of this agency's estimated total available funds for the biennium.

Number of Full-Time-Equivalents (FTE)- Appropriated Funds	425.4	425.4
--	-------	-------

1. Informational Listing of Appropriated Funds. The appropriations made above for Educational and General State Support are subject to the special and general provisions of this Act and include the following amounts for the purposes indicated.

A. Goal: INSTRUCTION/OPERATIONS

Provide Instructional and Operations Support.

A.1.1. Strategy: INSTRUCTION AND ADMINISTRATION	\$ 19,137,884	\$ 19,238,587
A.1.2. Strategy: STAFF GROUP INSURANCE PREMIUMS	\$ 1,540,181	\$ 1,650,570
A.1.3. Strategy: WORKERS' COMPENSATION INSURANCE	\$ 30,635	\$ 30,634
A.1.4. Strategy: TEXAS PUBLIC EDUCATION GRANTS	<u>\$ 1,332,203</u>	<u>\$ 1,362,444</u>
Total, Goal A: INSTRUCTION/OPERATIONS	<u>\$ 22,040,903</u>	<u>\$ 22,282,235</u>

B. Goal: INFRASTRUCTURE SUPPORT

Provide Infrastructure Support.

B.1.1. Strategy: E&G SPACE SUPPORT Educational and General Space Support.	\$ 2,498,838	\$ 2,498,838
B.1.2. Strategy: TUITION REVENUE BOND RETIREMENT	\$ 243,360	\$ 242,500
B.1.3. Strategy: SMALL INSTITUTION SUPPLEMENT	<u>\$ 358,125</u>	<u>\$ 358,125</u>
Total, Goal B: INFRASTRUCTURE SUPPORT	<u>\$ 3,100,323</u>	<u>\$ 3,099,463</u>

C. Goal: SPECIAL ITEM SUPPORT

Provide Special Item Support.

C.1.1. Strategy: INSTITUTIONAL ENHANCEMENT	\$ 916,841	\$ 916,841
---	------------	------------

**Grand Total, TEXAS STATE TECHNICAL COLLEGE -
HARLINGEN**

<u>\$ 26,058,067</u>	<u>\$ 26,298,539</u>
----------------------	----------------------

Object-of-Expense Informational Listing:

Salaries and Wages	\$ 10,307,024	\$ 10,905,468
Other Personnel Costs	439,542	347,365
Faculty Salaries (Higher Education Only)	8,005,978	8,135,227
Professional Fees and Services	5,959	5,858
Fuels and Lubricants	24,502	26,083
Consumable Supplies	316,004	311,973
Utilities	783,359	703,285
Rent - Building	248	253
Rent - Machine and Other	112,053	116,015
Debt Service	471,806	469,268
Other Operating Expense	4,192,139	3,847,111
Grants	1,332,203	1,362,444
Capital Expenditures	<u>67,250</u>	<u>68,189</u>
Total, Object-of-Expense Informational Listing	<u>\$ 26,058,067</u>	<u>\$ 26,298,539</u>

TEXAS STATE TECHNICAL COLLEGE - HARLINGEN
(Continued)

Estimated Allocations for Employee Benefits and Debt Service Appropriations Made Elsewhere in this Act:

<u>Employee Benefits</u>		
Retirement	\$ 1,330,628	\$ 1,330,628
Group Insurance	2,287,224	2,451,106
Social Security	<u>1,429,973</u>	<u>1,487,172</u>
Subtotal, Employee Benefits	<u>\$ 5,047,825</u>	<u>\$ 5,268,906</u>
Total, Estimated Allocations for Employee Benefits and Debt Service Appropriations Made Elsewhere in this Act	<u>\$ 5,047,825</u>	<u>\$ 5,268,906</u>

2. **Performance Measure Targets.** The following is a listing of the key performance target levels for the Texas State Technical College - Harlingen. It is the intent of the Legislature that appropriations made by this Act be utilized in the most efficient and effective manner possible to achieve the intended mission of the Texas State Technical College - Harlingen. In order to achieve the objectives and service standards established by this Act, the Texas State Technical College - Harlingen shall make every effort to attain the following designated key performance target levels associated with each item of appropriation.

	<u>2016</u>	<u>2017</u>
A. Goal: INSTRUCTION/OPERATIONS		
Outcome (Results/Impact):		
Percent of First-time, Full-time, Degree or Certificate-seeking Students Graduated within Three Years with Either an Associate of Applied Science Degree or a Certificate		
	25%	25%
Number of Associate Degrees and Certificates Awarded Annually		
	990	990
Number of Minority Students Graduated Annually		
	820	820
A.1.1. Strategy: INSTRUCTION AND ADMINISTRATION		
Output (Volume):		
Annual Headcount Enrollment	9,100	9,100
Efficiencies:		
Administrative Cost as a Percent of Total Expenditures	7.1%	7.1%

TEXAS STATE TECHNICAL COLLEGE - WEST TEXAS

	For the Years Ending	
	<u>August 31, 2016</u>	<u>August 31, 2017</u>
Method of Financing:		
General Revenue Fund	\$ 11,226,624	\$ 11,226,107
GR Dedicated - Estimated Other Educational and General Income Account No. 770	<u>2,564,508</u>	<u>2,592,285</u>
Total, Method of Financing	<u>\$ 13,791,132</u>	<u>\$ 13,818,392</u>
Items of Appropriation:		
1. Educational and General State Support	\$ 13,791,132	\$ 13,818,392
Grand Total, TEXAS STATE TECHNICAL COLLEGE - WEST TEXAS	<u>\$ 13,791,132</u>	<u>\$ 13,818,392</u>

This bill pattern represents an estimated 66.5% of this agency's estimated total available funds for the biennium.

Number of Full-Time-Equivalents (FTE)-Appropriated Funds	198.3	198.3
---	-------	-------

1. **Informational Listing of Appropriated Funds.** The appropriations made above for Educational and General State Support are subject to the special and general provisions of this Act and include the following amounts for the purposes indicated.

TEXAS STATE TECHNICAL COLLEGE - WEST TEXAS
(Continued)

A. Goal: INSTRUCTION/OPERATIONS

Provide Instructional and Operations Support.

A.1.1. Strategy: INSTRUCTION AND ADMINISTRATION	\$ 10,634,119	\$ 10,633,545
A.1.2. Strategy: STAFF GROUP INSURANCE PREMIUMS	\$ 358,443	\$ 384,135
A.1.3. Strategy: WORKERS' COMPENSATION INSURANCE	\$ 43,049	\$ 43,049
A.1.4. Strategy: TEXAS PUBLIC EDUCATION GRANTS	<u>\$ 272,151</u>	<u>\$ 274,873</u>

Total, Goal A: INSTRUCTION/OPERATIONS	<u>\$ 11,307,762</u>	<u>\$ 11,335,602</u>
--	----------------------	----------------------

B. Goal: INFRASTRUCTURE SUPPORT

Provide Infrastructure Support.

B.1.1. Strategy: E&G SPACE SUPPORT Educational and General Space Support.	\$ 844,171	\$ 844,171
B.1.2. Strategy: TUITION REVENUE BOND RETIREMENT	\$ 164,268	\$ 163,688
B.1.3. Strategy: SMALL INSTITUTION SUPPLEMENT	<u>\$ 375,000</u>	<u>\$ 375,000</u>

Total, Goal B: INFRASTRUCTURE SUPPORT	<u>\$ 1,383,439</u>	<u>\$ 1,382,859</u>
--	---------------------	---------------------

C. Goal: SPECIAL ITEM SUPPORT

Provide Special Item Support.

C.1.1. Strategy: INSTITUTIONAL ENHANCEMENT	\$ 1,099,931	\$ 1,099,931
---	--------------	--------------

Grand Total, TEXAS STATE TECHNICAL COLLEGE - WEST TEXAS	<u>\$ 13,791,132</u>	<u>\$ 13,818,392</u>
--	----------------------	----------------------

Object-of-Expense Informational Listing:

Salaries and Wages	\$ 6,404,010	\$ 6,407,184
Other Personnel Costs	336,338	188,957
Faculty Salaries (Higher Education Only)	3,679,429	3,504,980
Debt Service	164,268	163,688
Other Operating Expense	2,764,807	2,953,151
Grants	272,151	274,873
Capital Expenditures	<u>170,129</u>	<u>325,559</u>

Total, Object-of-Expense Informational Listing	<u>\$ 13,791,132</u>	<u>\$ 13,818,392</u>
---	----------------------	----------------------

Estimated Allocations for Employee Benefits and Debt Service Appropriations Made Elsewhere in this Act:

Employee Benefits

Retirement	\$ 643,222	\$ 643,222
Group Insurance	1,142,369	1,224,233
Social Security	<u>666,783</u>	<u>693,454</u>

Subtotal, Employee Benefits	<u>\$ 2,452,374</u>	<u>\$ 2,560,909</u>
-----------------------------	---------------------	---------------------

Total, Estimated Allocations for Employee Benefits and Debt Service Appropriations Made Elsewhere in this Act	<u>\$ 2,452,374</u>	<u>\$ 2,560,909</u>
--	---------------------	---------------------

2. **Performance Measure Targets.** The following is a listing of the key performance target levels for the Texas State Technical College - West Texas. It is the intent of the Legislature that appropriations made by this Act be utilized in the most efficient and effective manner possible to achieve the intended mission of the Texas State Technical College - West Texas. In order to achieve the objectives and service standards established by this Act, the Texas State Technical College - West Texas shall make every effort to attain the following designated key performance target levels associated with each item of appropriation.

	<u>2016</u>	<u>2017</u>
A. Goal: INSTRUCTION/OPERATIONS		
Outcome (Results/Impact):		
Percent of First-time, Full-time, Degree or Certificate-seeking Students Graduated within Three Years with Either an Associate of Applied Science Degree or a Certificate	57%	57%
Number of Associate Degrees and Certificates Awarded Annually	500	500
Number of Minority Students Graduated Annually	120	120

TEXAS STATE TECHNICAL COLLEGE - WEST TEXAS
(Continued)

A.1.1. Strategy: INSTRUCTION AND ADMINISTRATION

Output (Volume):

Annual Headcount Enrollment	2,000	2,000
-----------------------------	-------	-------

Efficiencies:

Administrative Cost as a Percent of Total Expenditures	9%	9%
--	----	----

TEXAS STATE TECHNICAL COLLEGE - MARSHALL

	For the Years Ending August 31, 2016	August 31, 2017
Method of Financing:		
General Revenue Fund	\$ 4,937,823	\$ 4,935,646
GR Dedicated - Estimated Other Educational and General Income Account No. 770	<u>1,668,839</u>	<u>1,698,818</u>
Total, Method of Financing	<u>\$ 6,606,662</u>	<u>\$ 6,634,464</u>
Items of Appropriation:		
1. Educational and General State Support	\$ 6,606,662	\$ 6,634,464
 Grand Total, TEXAS STATE TECHNICAL COLLEGE - MARSHALL	 <u>\$ 6,606,662</u>	 <u>\$ 6,634,464</u>

This bill pattern represents an estimated 62.3% of this agency's estimated total available funds for the biennium.

Number of Full-Time-Equivalents (FTE)- Appropriated Funds	93.8	93.8
--	------	------

1. Informational Listing of Appropriated Funds. The appropriations made above for Educational and General State Support are subject to the special and general provisions of this Act and include the following amounts for the purposes indicated.

A. Goal: INSTRUCTION/OPERATIONS

Provide Instructional and Operations Support.

A.1.1. Strategy: INSTRUCTION AND ADMINISTRATION	\$ 4,522,330	\$ 4,537,864
A.1.2. Strategy: STAFF GROUP INSURANCE PREMIUMS	\$ 150,907	\$ 161,726
A.1.3. Strategy: WORKERS' COMPENSATION INSURANCE	\$ 3,244	\$ 3,243
A.1.4. Strategy: TEXAS PUBLIC EDUCATION GRANTS	<u>\$ 190,056</u>	<u>\$ 191,956</u>

Total, Goal A: INSTRUCTION/OPERATIONS	<u>\$ 4,866,537</u>	<u>\$ 4,894,789</u>
--	---------------------	---------------------

B. Goal: INFRASTRUCTURE SUPPORT

Provide Infrastructure Support.

B.1.1. Strategy: E&G SPACE SUPPORT	\$ 454,353	\$ 454,354
Educational and General Space Support.		
B.1.2. Strategy: TUITION REVENUE BOND RETIREMENT	\$ 127,764	\$ 127,313
B.1.3. Strategy: SMALL INSTITUTION SUPPLEMENT	<u>\$ 375,000</u>	<u>\$ 375,000</u>

Total, Goal B: INFRASTRUCTURE SUPPORT	<u>\$ 957,117</u>	<u>\$ 956,667</u>
--	-------------------	-------------------

C. Goal: SPECIAL ITEM SUPPORT

Provide Special Item Support.

C.1.1. Strategy: INSTITUTIONAL ENHANCEMENT	\$ 783,008	\$ 783,008
---	------------	------------

Grand Total, TEXAS STATE TECHNICAL COLLEGE - MARSHALL	<u>\$ 6,606,662</u>	<u>\$ 6,634,464</u>
--	---------------------	---------------------

Object-of-Expense Informational Listing:

Salaries and Wages	\$ 2,686,973	\$ 2,521,995
Other Personnel Costs	90,641	61,333
Faculty Salaries (Higher Education Only)	1,993,778	1,901,070
Professional Fees and Services	178	293
Fuels and Lubricants	19,404	19,096
Consumable Supplies	43,388	45,248

TEXAS STATE TECHNICAL COLLEGE - MARSHALL
(Continued)

Utilities	191,909	189,554
Rent - Building	98,005	355,168
Rent - Machine and Other	836	1,049
Debt Service	127,764	127,313
Other Operating Expense	1,106,748	1,187,945
Grants	190,056	191,956
Capital Expenditures	<u>56,982</u>	<u>32,444</u>
Total, Object-of-Expense Informational Listing	<u>\$ 6,606,662</u>	<u>\$ 6,634,464</u>

Estimated Allocations for Employee Benefits and Debt Service Appropriations Made Elsewhere in this Act:

Employee Benefits

Retirement	\$ 293,462	\$ 293,462
Group Insurance	3,124,827	3,348,463
Social Security	<u>315,231</u>	<u>327,840</u>
Subtotal, Employee Benefits	<u>\$ 3,733,520</u>	<u>\$ 3,969,765</u>

Total, Estimated Allocations for Employee Benefits and Debt Service Appropriations Made Elsewhere in this Act

<u>\$ 3,733,520</u>	<u>\$ 3,969,765</u>
---------------------	---------------------

2. **Performance Measure Targets.** The following is a listing of the key performance target levels for the Texas State Technical College - Marshall. It is the intent of the Legislature that appropriations made by this Act be utilized in the most efficient and effective manner possible to achieve the intended mission of the Texas State Technical College - Marshall. In order to achieve the objectives and service standards established by this Act, the Texas State Technical College - Marshall shall make every effort to attain the following designated key performance target levels associated with each item of appropriation.

	<u>2016</u>	<u>2017</u>
A. Goal: INSTRUCTION/OPERATIONS		
Outcome (Results/Impact):		
Percent of First-time, Full-time, Degree or Certificate-seeking Students Graduated within Three Years with Either an Associate of Applied Science Degree or a Certificate	40%	40%
Number of Associate Degrees and Certificates Awarded Annually	200	200
Number of Minority Students Graduated Annually	80	80
A.1.1. Strategy: INSTRUCTION AND ADMINISTRATION		
Output (Volume):		
Annual Headcount Enrollment	1,500	1,500
Efficiencies:		
Administrative Cost as a Percent of Total Expenditures	11%	11%

TEXAS STATE TECHNICAL COLLEGE - WACO

	For the Years Ending	
	August 31, <u>2016</u>	August 31, <u>2017</u>
Method of Financing:		
General Revenue Fund	\$ 25,466,973	\$ 25,417,038
GR Dedicated - Estimated Other Educational and General Income Account No. 770	<u>10,047,642</u>	<u>10,668,131</u>
Total, Method of Financing	<u>\$ 35,514,615</u>	<u>\$ 36,085,169</u>
Items of Appropriation:		
1. Educational and General State Support	\$ 35,514,615	\$ 36,085,169
Grand Total, TEXAS STATE TECHNICAL COLLEGE - WACO	<u>\$ 35,514,615</u>	<u>\$ 36,085,169</u>

TEXAS STATE TECHNICAL COLLEGE - WACO

(Continued)

This bill pattern represents an estimated 58.1% of this agency's estimated total available funds for the biennium.

Number of Full-Time-Equivalents (FTE)- Appropriated Funds	546.3	546.3
--	-------	-------

1. Informational Listing of Appropriated Funds. The appropriations made above for Educational and General State Support are subject to the special and general provisions of this Act and include the following amounts for the purposes indicated.

A. Goal: INSTRUCTION/OPERATIONS

Provide Instructional and Operations Support.

A.1.1. Strategy: INSTRUCTION AND ADMINISTRATION Instruction and Administration.	\$ 27,819,165	\$ 28,263,103
A.1.2. Strategy: STAFF GROUP INSURANCE PREMIUMS	\$ 1,291,553	\$ 1,384,055
A.1.3. Strategy: WORKERS' COMPENSATION INSURANCE	\$ 99,426	\$ 99,426
A.1.4. Strategy: TEXAS PUBLIC EDUCATION GRANTS	<u>\$ 1,736,111</u>	<u>\$ 1,770,834</u>

Total, Goal A: INSTRUCTION/OPERATIONS	<u>\$ 30,946,255</u>	<u>\$ 31,517,418</u>
--	----------------------	----------------------

B. Goal: PROVIDE INFRASTRUCTURE SUPPORT

B.1.1. Strategy: E&G SPACE SUPPORT Educational and General Space Support.	\$ 2,681,388	\$ 2,681,388
B.1.2. Strategy: TUITION REVENUE BOND RETIREMENT	\$ 524,747	\$ 524,138
B.1.3. Strategy: SMALL INSTITUTION SUPPLEMENT	<u>\$ 375,000</u>	<u>\$ 375,000</u>

Total, Goal B: PROVIDE INFRASTRUCTURE SUPPORT	<u>\$ 3,581,135</u>	<u>\$ 3,580,526</u>
--	---------------------	---------------------

C. Goal: PROVIDE SPECIAL ITEM SUPPORT

C.1.1. Strategy: INSTITUTIONAL ENHANCEMENT	\$ 987,225	\$ 987,225
---	------------	------------

Grand Total, TEXAS STATE TECHNICAL COLLEGE - WACO	<u>\$ 35,514,615</u>	<u>\$ 36,085,169</u>
--	----------------------	----------------------

Object-of-Expense Informational Listing:

Salaries and Wages	\$ 11,454,868	\$ 11,250,909
Other Personnel Costs	668,658	523,139
Faculty Salaries (Higher Education Only)	14,231,496	14,099,207
Professional Fees and Services	85,767	83,815
Fuels and Lubricants	70,031	70,455
Consumable Supplies	188,872	190,662
Utilities	1,347,187	1,402,183
Rent - Building	15,048	14,809
Rent - Machine and Other	204,783	204,388
Debt Service	837,624	843,633
Other Operating Expense	4,365,296	5,395,113
Client Services	4,793	5,381
Grants	1,736,111	1,770,834
Capital Expenditures	<u>304,081</u>	<u>230,641</u>

Total, Object-of-Expense Informational Listing	<u>\$ 35,514,615</u>	<u>\$ 36,085,169</u>
---	----------------------	----------------------

Estimated Allocations for Employee Benefits and Debt Service Appropriations Made Elsewhere in this Act:

<u>Employee Benefits</u>		
Retirement	\$ 1,595,745	\$ 1,595,745
Group Insurance	673,215	721,485
Social Security	<u>1,836,679</u>	<u>1,910,146</u>

Subtotal, Employee Benefits	<u>\$ 4,105,639</u>	<u>\$ 4,227,376</u>
-----------------------------	---------------------	---------------------

Total, Estimated Allocations for Employee Benefits and Debt Service Appropriations Made Elsewhere in this Act	<u>\$ 4,105,639</u>	<u>\$ 4,227,376</u>
--	---------------------	---------------------

2. Performance Measure Targets. The following is a listing of the key performance target levels for the Texas State Technical College - Waco. It is the intent of the Legislature that appropriations made by this Act be utilized in the most efficient and effective manner possible to achieve the intended mission of the Texas State Technical College - Waco. In order to achieve the

TEXAS STATE TECHNICAL COLLEGE - WACO
(Continued)

objectives and service standards established by this Act, the Texas State Technical College - Waco shall make every effort to attain the following designated key performance target levels associated with each item of appropriation.

	<u>2016</u>	<u>2017</u>
A. Goal: INSTRUCTION/OPERATIONS		
Outcome (Results/Impact):		
Percent of First-time, Full-time, Degree or Certificate-seeking Students Graduated within Three Years with Either an Associate of Applied Science Degree or a Certificate	34%	35%
Number of Associate Degrees and Certificates Awarded Annually	1,270	1,300
Number of Minority Students Graduated Annually	380	380
A.1.1. Strategy: INSTRUCTION AND ADMINISTRATION		
Output (Volume):		
Annual Headcount Enrollment	6,100	6,100
Efficiencies:		
Administrative Cost as a Percent of Total Expenditures	6.7%	6.7%

SPECIAL PROVISIONS RELATING ONLY TO COMPONENTS OF TEXAS STATE TECHNICAL COLLEGE

1. **Expenditure of Educational and General Funds.** Recognizing that Texas State Technical College may have the opportunity and should be encouraged to attract private contributions, grants, or contracts, and to enter into agreements with private businesses and other agencies of government for purposes not specifically contained in the strategy items above that might require matching funds from TSTC, the Board of Regents of Texas State Technical College is hereby authorized to expend its remaining educational and general funds to meet contribution, contract, or grant-matching requirements only for the following purposes:
 - a. planning and implementing a large-scale job-training program in conjunction with private business and other state agencies;
 - b. acquiring facilities and equipment to carry out a large-scale industrial training program in conjunction with a major employer; and
 - c. additional space and mechanical systems or renovation of existing buildings in accordance with the Campus Master Plans and subject to approval by the Texas Higher Education Coordinating Board.

2. **Financial Records.** The financial records and reports of the Texas State Technical College shall classify accounts in accordance with the recommendation of the National Committee on the Preparation of a Manual on College and University Business Administration, as set forth in Volume I of "College and University Business Administration," published by the American Council on Education with a copyright date of 1952, and subsequent published revisions with such modifications as may be developed and provided by the Comptroller of Public Accounts, or as may be required to conform with specific provisions of the Appropriation Acts of the Legislature. The accounts of the Texas State Technical College shall be maintained and audited in accordance with the approved reporting system. The Texas State Technical College shall deliver to the Texas Higher Education Coordinating Board, any such program reports as it may deem necessary in accordance with its rules and regulations.

3. **Enrollment Records and Reports.** To be eligible to receive the appropriations herein above, the Texas State Technical College shall maintain separately for each campus and each extension center such enrollment records and report such enrollment data as required by the Texas Higher Education Coordinating Board. These enrollment reports shall be submitted in the form and on the date required.

The above reports shall be certified to the Comptroller of Public Accounts no later than the date required by the Coordinating Board, and each term copies of the above certified enrollment reports shall be sent to the Coordinating Board, Legislative Budget Board, Governor, State Auditor and Legislative Reference Library.

SPECIAL PROVISIONS RELATING ONLY TO COMPONENTS OF TEXAS STATE TECHNICAL COLLEGE

(Continued)

The State Auditor may consider an audit of enrollment data at Texas State Technical College, subject to analysis and risk assessment.

The Texas State Technical College shall offer only such courses as are economically justified in the considered judgment of the Board of Regents. The Board of Regents shall adopt policies specifying the conditions under which classes of less than 10 students by headcount are to be considered necessary and justifiable. The Board of Regents shall direct the chancellor or other officials to review enrollment data prior to the designated Coordinating Board census date and take all necessary actions to ensure that the small classes offered on each campus are only those that conform with established policies on small classes.

4. **Certification of Compliance.** Expenditure of the funds appropriated herein above is contingent upon annual certification by the chancellor of the Texas State Technical College to the Comptroller of Public Accounts that the Texas State Technical College is in compliance with these provisions regarding budgets, accounting procedures and enrollment.
5. **Approved Geographic Locations.** None of the funds appropriated above to the Texas State Technical College shall be expended in promoting, developing or creating a campus or extension center at any other location in the state except as specified in Education Code §135.02.
6. **Temporary Special Courses.** Out of funds appropriated herein above to the Texas State Technical College in pre-apprenticeship, related training for apprentices and specialized training for journeymen and compensatory training for pre-apprenticeship and apprenticeship enrollees, and plant expansion and new plant start-up training program no more than \$50,000 per year may be spent wherever the need exists within the state in conjunction with curriculum approval by the Texas Higher Education Coordinating Board. Such expenditure of funds for these special courses are temporary in nature and outside the provision of Education Code §135.04.
7. **Aircraft Pilot Training Programs.** Funds may be used for the operation, maintenance or lease of aircraft for use in the Aircraft Pilot Training programs subject to the requirement that excess costs of flight instruction be recovered by an assessment of charge to student pilots. This income shall be separately accounted for and credited as a reduction in expenditure in the Aircraft Pilot Training Program.
8. **Approval of Plans by Foundations.** Any use of the Texas State Technical College's assets or facilities including, but not limited to, buildings, equipment or employees by existing foundations or for the promotion of foundations shall require prior approval of the Board of Regents. Approval is contingent upon receipt by the Board of Regents of a satisfactory annual plan of operation. At a minimum, this plan must specify the proposed use of any Texas State Technical College facilities, equipment, and personnel; payments made directly to Texas State Technical College personnel for services provided or expenses incurred; and donations of funds to the Texas State Technical College for designated purposes. All funds donated by foundations to the Texas State Technical College shall be received and accounted for in the same manner as all other Texas State Technical College funds. After Board of Regents approval, the plan shall be filed with the Legislative Budget Board.
9. **Campus President Salaries.** Out of the funds appropriated to each campus of Texas State Technical College, an amount not to exceed \$63,654 in 2016 and \$63,654 in 2017 may be expended for the salary of a president. All presidents may receive in addition to the above amounts a house, utilities, and/or supplement from private sources. If an institutionally owned house is not available an amount not to exceed \$7,200 per year from the appropriations above, and additional funds from gifts and grants where required, may be provided in lieu of house and utilities.
10. **Chancellor Salary.** Out of the funds appropriated, transferred, or contracted to the system office, an amount not to exceed \$70,231 in 2016 and \$70,231 in 2017 may be expended for the salary of a chancellor. The chancellor may receive in addition to the above amount a house, utilities, and/or supplement from private sources. If a system owned house is not available an amount not to exceed \$7,200 per year from the system office appropriation and additional funds from gifts and grants where required, may be provided in lieu of house and utilities.

**SPECIAL PROVISIONS RELATING ONLY TO COMPONENTS OF TEXAS STATE
TECHNICAL COLLEGE**

(Continued)

11. Returned Value Funding Model for Texas State Technical Colleges. Funding is recommended for and allocated among Texas State Technical Colleges (TSTCs) based on the additional direct and indirect state tax revenues generated as a result of the education provided to students by the TSTCs. The funding methodology is based on the following components:

- a. The model includes the cohort of TSTC graduates (earning an associate's degrees or certificate), transfers, and leavers (students who were not found in Texas higher education for two years following the last time they were enrolled in the TSTC) with a minimum completion of nine semester credit hours from 2008 and 2009.
- b. The cohorts were matched with Unemployment Insurance wage records for employment and wage information for five years after the students graduated from or left the TSTC to establish annual wages for each student. Direct value-added was defined as the incremental state tax revenue attributable to former TSTC students' jobs, based on the difference between former TSTC students' annual wages and a base wage representing a full-time employee earning minimum wage (7 percent of the wage delta). Indirect value-added was defined as the direct value-added multiplied by 1.5, an economic multiplier derived from a U.S. Bureau of Economic Analysis study. Total direct and indirect values-added were summed for each group of students by campus across five years.
- c. Values-added were reduced by a certain percentage, based on the assumption that the benefits would accrue both to the state and TSTCs but with only a portion of the added value included in the formula calculations.
- d. Values-added by campus were divided into the total TSTC value added to define each institution's proportional share of overall formula funding.

The Texas State Technical College System shall continue to work with the Texas Higher Education Coordinating Board, the Legislative Budget Board and other relevant agencies to refine the new Returned Value Funding Formula for the TSTCs. It is the intent of the Legislature that recommended adjustments to the formula shall be ready for implementation in the 2018-19 biennium and shall further the goal of rewarding job placement and graduate earnings projections, not time in training or contact hours.

TEXAS A&M AGRILIFE RESEARCH

	For the Years Ending	
	August 31, 2016	August 31, 2017
	<u> </u>	<u> </u>
Method of Financing:		
General Revenue Fund	\$ 56,672,679	\$ 56,672,679
GR Dedicated - Clean Air Account No. 151	474,700	474,700
Federal Funds	9,245,070	9,245,070
<u>Other Funds</u>		
Feed Control Fund - Local No. 058, Locally Held, estimated	4,510,000	4,510,000
Sales Funds - Agricultural Experiment Station, estimated	852,503	852,503
Fertilizer Control Fund, Locally Held, estimated	1,225,000	1,225,000
Indirect Cost Recovery, Locally Held, estimated	288,750	288,750
Subtotal, Other Funds	<u>\$ 6,876,253</u>	<u>\$ 6,876,253</u>
Total, Method of Financing	<u><u>\$ 73,268,702</u></u>	<u><u>\$ 73,268,702</u></u>
Items of Appropriation:		
1. Educational and General State Support	\$ 73,268,702	\$ 73,268,702
Grand Total, TEXAS A&M AGRILIFE RESEARCH	<u><u>\$ 73,268,702</u></u>	<u><u>\$ 73,268,702</u></u>

TEXAS A&M AGRILIFE RESEARCH
(Continued)

This bill pattern represents an estimated 36.5% of this agency's estimated total available funds for the biennium.

Number of Full-Time-Equivalents (FTE)- Appropriated Funds	989.7	989.7
--	-------	-------

1. Informational Listing of Appropriated Funds. The appropriations made above for Educational and General State Support are subject to the special and general provisions of this Act and include the following amounts for the purposes indicated.

A. Goal: AGRICULTURAL/LIFE SCIENCES RESEARCH
Agricultural and Life Sciences Research.

A.1.1. Strategy: AGRICULTURAL/LIFE SCIENCES RESEARCH Conduct Agricultural and Life Sciences Research.	\$ 52,671,175	\$ 52,671,175
A.1.2. Strategy: FEEDYARD BEEF CATTLE PRODUCTION	\$ 363,374	\$ 363,374
Total, Goal A: AGRICULTURAL/LIFE SCIENCES RESEARCH	<u>\$ 53,034,549</u>	<u>\$ 53,034,549</u>

B. Goal: REGULATORY SERVICES
Provide Regulatory Services.

B.1.1. Strategy: HONEY BEE REGULATION Control Diseases/Pest of EHB & Reduce Impact of AHB thru Regulation.	\$ 259,178	\$ 259,178
B.2.1. Strategy: FEED AND FERTILIZER PROGRAM Monitor and Evaluate Products Distributed in the State.	\$ 4,897,810	\$ 4,897,810
Total, Goal B: REGULATORY SERVICES	<u>\$ 5,156,988</u>	<u>\$ 5,156,988</u>

C. Goal: STAFF BENEFITS
Maintain Staff Benefits Program for Eligible Employees and Retirees.

C.1.1. Strategy: STAFF GROUP INSURANCE Provide Funding for Staff Group Insurance Premiums.	\$ 815,008	\$ 815,008
C.1.2. Strategy: WORKERS' COMP INSURANCE Provide Funding for Workers' Compensation Insurance.	\$ 96,200	\$ 96,200
C.1.3. Strategy: UNEMPLOYMENT INSURANCE Provide Funding for Unemployment Insurance.	\$ 49,600	\$ 49,600
C.1.4. Strategy: OASI Provide Funding for OASI.	<u>\$ 633,335</u>	<u>\$ 633,335</u>
Total, Goal C: STAFF BENEFITS	<u>\$ 1,594,143</u>	<u>\$ 1,594,143</u>

D. Goal: INDIRECT ADMINISTRATION

D.1.1. Strategy: INDIRECT ADMINISTRATION	\$ 4,660,706	\$ 4,660,706
D.1.2. Strategy: INFRASTRUCTURE SUPPORT IN BRAZOS CO Infrastructure Support - In Brazos County.	\$ 5,658,921	\$ 5,658,922
D.1.3. Strategy: INFRASTRUCTURE SUPP OUTSIDE BRAZOS CO Infrastructure Support - Outside Brazos County.	<u>\$ 3,163,395</u>	<u>\$ 3,163,394</u>
Total, Goal D: INDIRECT ADMINISTRATION	<u>\$ 13,483,022</u>	<u>\$ 13,483,022</u>
Grand Total, TEXAS A&M AGRILIFE RESEARCH	<u>\$ 73,268,702</u>	<u>\$ 73,268,702</u>

Object-of-Expense Informational Listing:

Salaries and Wages	\$ 30,514,365	\$ 30,514,365
Other Personnel Costs	3,381,660	3,381,660
Professional Salaries - Faculty Equivalent (Higher Education Only)	21,063,176	21,063,176
Professional Fees and Services	507,400	507,400
Fuels and Lubricants	401,500	401,500
Consumable Supplies	501,500	501,500
Utilities	5,016,879	5,016,879
Travel	298,600	298,600
Rent - Building	7,100	7,100

TEXAS A&M AGRILIFE RESEARCH
(Continued)

Rent - Machine and Other	172,270	172,270
Other Operating Expense	8,004,252	8,004,252
Grants	1,500,000	1,500,000
Capital Expenditures	1,900,000	1,900,000

Total, Object-of-Expense Informational Listing \$ 73,268,702 \$ 73,268,702

Estimated Allocations for Employee Benefits and Debt Service Appropriations Made Elsewhere in this Act:

Employee Benefits

Retirement	\$ 3,130,724	\$ 3,130,724
Group Insurance	9,072,932	9,723,461
Social Security	2,707,814	2,816,127

Subtotal, Employee Benefits \$ 14,911,470 \$ 15,670,312

Total, Estimated Allocations for Employee Benefits and Debt Service Appropriations Made Elsewhere in this Act \$ 14,911,470 \$ 15,670,312

- 2. Performance Measure Targets.** The following is a listing of the key performance target levels for the Texas A&M AgriLife Research. It is the intent of the Legislature that appropriations made by this Act be utilized in the most efficient and effective manner possible to achieve the intended mission of the Texas A&M AgriLife Research. In order to achieve the objectives and service standards established by this Act, the Texas A&M AgriLife Research shall make every effort to attain the following designated key performance target levels associated with each item of appropriation.

	2016	2017
A. Goal: AGRICULTURAL/LIFE SCIENCES RESEARCH		
Outcome (Results/Impact):		
Percentage Change in Number of Patents, Disclosures, and Licenses	2%	2%
A.1.1. Strategy: AGRICULTURAL/LIFE SCIENCES RESEARCH		
Output (Volume):		
Number of Scientific Publications	2,400	2,400
Explanatory:		
Amount of External Sponsor Support	93,000,000	93,000,000
B. Goal: REGULATORY SERVICES		
B.1.1. Strategy: HONEY BEE REGULATION		
Output (Volume):		
Number of Bee Colonies Inspected	200,000	200,000
Number of Apiaries Inspected	1,250	1,250
B.2.1. Strategy: FEED AND FERTILIZER PROGRAM		
Output (Volume):		
Number of Feed and Fertilizer Samples Analyzed by the Agricultural Analytical Services Laboratory	8,700	8,700

- 3. Limited Waiver from Proportionality Provision.** Texas A&M AgriLife Research is specifically exempt from implementation of proportionality for Higher Education Retirement Programs, but only in regard to the retirement match limit that is imposed under the federal Hatch Act and the McIntire-Stennis Act.
- 4. Equine Research Account.** Included in the appropriations above are fees collected in each year of the biennium beginning September 1, 2015, pursuant to Revised Texas Civil Statutes Annotated, Art. 179e, §6.08(h), for the Equine Research Account in support of the Equine Research Program.
- 5. Agriculture Registration Fees.** Included in the appropriations above are fees collected in each year of the biennium beginning September 1, 2015, pursuant to §131.046, Texas Agriculture Code, from the General Revenue Fund (Revenue Object Code 3410) to Texas A&M AgriLife Research for the Honey Bee Disease Program.
- 6. Advancements in Water Resource Management.** Out of the funds appropriated above, \$1,500,000 in fiscal year 2016 and \$1,500,000 in fiscal year 2017 in General Revenue shall be used to support the role of the Texas A&M AgriLife Extension Service, Texas A&M AgriLife Research and the Texas A&M Engineering Experiment Station in advancements in water resources management.

TEXAS A&M AGRILIFE RESEARCH
(Continued)

7. **Cotton, Wool, and Mohair Research.** Out of the funds appropriated above in Strategy A.1.1, Agricultural/Life Sciences Research, \$500,000 in fiscal year 2016 and \$500,000 in fiscal year 2017 in General Revenue shall be used for cotton, wool, and mohair research.
8. **Controlling Exotic and Invasive Insect Transmitted Pathogens.** Out of the funds appropriated above in Strategy A.1.1, Agricultural/Life Sciences Research, \$2,500,000 in fiscal year 2016 and \$2,500,000 in fiscal year 2017 in General Revenue shall be used to establish comprehensive research programs to control exotic and invasive insect transmitted pathogens in Texas.

TEXAS A&M AGRILIFE EXTENSION SERVICE

	For the Years Ending	
	August 31, 2016	August 31, 2017
Method of Financing:		
General Revenue Fund ¹	\$ 44,521,407	\$ 44,521,410
Federal Funds	13,274,914	13,274,914
<u>Other Funds</u>		
County Funds - Extension Programs Fund, Locally Held, estimated	9,014,400	9,014,400
Interagency Contracts	985,621	985,621
License Plate Trust Fund Account No. 0802	22,000	22,000
Subtotal, Other Funds	<u>\$ 10,022,021</u>	<u>\$ 10,022,021</u>
Total, Method of Financing	<u>\$ 67,818,342</u>	<u>\$ 67,818,345</u>
Items of Appropriation:		
1. Educational and General State Support	\$ 67,818,342	\$ 67,818,345
Grand Total, TEXAS A&M AGRILIFE EXTENSION SERVICE	<u>\$ 67,818,342</u>	<u>\$ 67,818,345</u>

This bill pattern represents an estimated 52.4% of this agency's estimated total available funds for the biennium.

Number of Full-Time-Equivalents (FTE)- Appropriated Funds	1,031.1	1,031.1
--	---------	---------

1. **Informational Listing of Appropriated Funds.** The appropriations made above for Educational and General State Support are subject to the special and general provisions of this Act and include the following amounts for the purposes indicated.

A. Goal: HEALTH AND SAFETY EDUCATION

Educate Texans for Improving Their Health, Safety, and Well-Being.

A.1.1. Strategy: HEALTH AND SAFETY EDUCATION Conduct Education Programs: Nutrition, Safety and Dependent Care.	\$ 11,616,636	\$ 11,616,636
--	---------------	---------------

B. Goal: AGRICULTURE AND NATURAL RESOURCES

Agriculture, Natural Resources, Economic and Environmental Education.

B.1.1. Strategy: EXTEND ED ON AG, NAT RES & ECON DEV¹ Extend Education on Agriculture, Natural Resources & Economic Develop.	\$ 35,341,739	\$ 35,341,739
---	---------------	---------------

TEXAS A&M AGRILIFE EXTENSION SERVICE
(Continued)

C. Goal: LEADERSHIP DEVELOPMENT

Foster Development of Responsible, Productive & Motivated Youth/Adults.

C.1.1. Strategy: LEADERSHIP DEVELOPMENT	\$ 12,478,890	\$ 12,478,890
Teach Leadership, Life, and Career Skills to Both Youth and Adults.		

D. Goal: WILDLIFE MANAGEMENT

Protect Resources and Property from Wildlife-related Damages.

D.1.1. Strategy: WILDLIFE MANAGEMENT	\$ 2,834,690	\$ 2,834,690
Provide Direct Control and Technical Assistance.		

E. Goal: STAFF BENEFITS

Maintain Staff Benefits Program for Eligible Employees and Retirees.

E.1.1. Strategy: STAFF GROUP INSURANCE	\$ 1,381,481	\$ 1,381,481
Staff Group Insurance Premiums.		

E.1.2. Strategy: WORKERS' COMP INSURANCE	\$ 188,592	\$ 188,592
Provide Funding for Workers' Compensation Insurance.		

E.1.3. Strategy: UNEMPLOYMENT INSURANCE	\$ 34,626	\$ 34,626
Provide Funding for Unemployment Insurance.		

E.1.4. Strategy: OASI	<u>\$ 285,560</u>	<u>\$ 285,560</u>
Provide Funding for OASI.		

Total, Goal E: STAFF BENEFITS	<u>\$ 1,890,259</u>	<u>\$ 1,890,259</u>
--------------------------------------	---------------------	---------------------

F. Goal: INDIRECT ADMINISTRATION

F.1.1. Strategy: INDIRECT ADMINISTRATION	\$ 2,360,018	\$ 2,360,018
---	--------------	--------------

F.1.2. Strategy: INFRASTRUCTURE SUPPORT IN BRAZOS CO	\$ 633,261	\$ 633,262
Infrastructure Support - In Brazos County.		

F.1.3. Strategy: INFRASTRUCT SUPP OUTSIDE BRAZOS CO	<u>\$ 662,849</u>	<u>\$ 662,851</u>
Infrastructure Support - Outside Brazos County.		

Total, Goal F: INDIRECT ADMINISTRATION	<u>\$ 3,656,128</u>	<u>\$ 3,656,131</u>
---	---------------------	---------------------

Grand Total, TEXAS A&M AGRILIFE EXTENSION SERVICE	<u><u>\$ 67,818,342</u></u>	<u><u>\$ 67,818,345</u></u>
--	-----------------------------	-----------------------------

Object-of-Expense Informational Listing:

Salaries and Wages	\$ 17,675,948	\$ 17,675,949
Other Personnel Costs	3,146,525	3,146,525
Professional Salaries - Faculty Equivalent (Higher Education Only)	9,499,581	9,499,581
Professional Salaries - Extension (Texas AgriLife Extension Svc)	26,129,235	26,129,235
Professional Fees and Services	236,984	236,984
Fuels and Lubricants	257,615	257,615
Consumable Supplies	110,057	110,057
Utilities	475,225	475,225
Travel	535,636	535,636
Rent - Building	108,886	108,886
Rent - Machine and Other	286,169	286,169
Other Operating Expense	9,200,231	9,200,233
Client Services	6,250	6,250
Capital Expenditures	<u>150,000</u>	<u>150,000</u>

Total, Object-of-Expense Informational Listing	<u><u>\$ 67,818,342</u></u>	<u><u>\$ 67,818,345</u></u>
---	-----------------------------	-----------------------------

Estimated Allocations for Employee Benefits and Debt Service Appropriations Made Elsewhere in this Act:

Employee Benefits

Retirement	\$ 3,593,195	\$ 3,593,195
Group Insurance	15,248,328	16,341,632

TEXAS A&M AGRILIFE EXTENSION SERVICE
(Continued)

Social Security	2,691,099	2,798,743
Subtotal, Employee Benefits	\$ 21,532,622	\$ 22,733,570
Total, Estimated Allocations for Employee Benefits and Debt Service Appropriations Made Elsewhere in this Act	\$ 21,532,622	\$ 22,733,570

2. **Performance Measure Targets.** The following is a listing of the key performance target levels for the Texas A&M AgriLife Extension Service. It is the intent of the Legislature that appropriations made by this Act be utilized in the most efficient and effective manner possible to achieve the intended mission of the Texas A&M AgriLife Extension Service. In order to achieve the objectives and service standards established by this Act, the Texas A&M AgriLife Extension Service shall make every effort to attain the following designated key performance target levels associated with each item of appropriation.

	2016	2017
A. Goal: HEALTH AND SAFETY EDUCATION		
Outcome (Results/Impact):		
Educational Program Index Attainment	90	90
A.1.1. Strategy: HEALTH AND SAFETY EDUCATION		
Output (Volume):		
Direct Teaching Exposures	3,500,000	3,500,000
Efficiencies:		
Average Cost Per Educational Contact	2.42	2.42
Percentage of Direct Teaching Exposures Obtained through Distance Education	20%	20%
B. Goal: AGRICULTURE AND NATURAL RESOURCES		
Outcome (Results/Impact):		
Educational Program Index Attainment	90	90
B.1.1. Strategy: EXTEND ED ON AG, NAT RES & ECON DEV		
Output (Volume):		
Direct Teaching Exposures	10,364,226	10,364,226
Efficiencies:		
Average Cost Per Educational Contact	3.22	3.22
Percentage of Direct Teaching Exposures Obtained through Distance Education	45%	45%
C. Goal: LEADERSHIP DEVELOPMENT		
Outcome (Results/Impact):		
Educational Program Index Attainment	90	90
C.1.1. Strategy: LEADERSHIP DEVELOPMENT		
Output (Volume):		
Direct Teaching Exposures	6,050,000	6,050,000
Efficiencies:		
Average Cost Per Educational Contact	1.62	1.62
Percentage of Direct Teaching Exposures Obtained through Distance Education	8%	8%
D. Goal: WILDLIFE MANAGEMENT		
Outcome (Results/Impact):		
Percentage of Counties Receiving Direct Control Assistance	85%	85%
D.1.1. Strategy: WILDLIFE MANAGEMENT		
Output (Volume):		
Number of Properties Provided Wildlife Damage Management Assistance	4,600	4,600
Number of Technical Assistance Projects	9,900	9,900

3. **Integrated Pest Management.** Out of the funds appropriated above, \$49,365 in each year of the biennium is for contracting with the Texas Pest Management Association for pest management. No more than 10 percent of these funds shall be used by the Texas A&M AgriLife Extension Service for administering the program.
4. **Limited Waiver from Proportionality Provision.** For the purpose of determining proportional payments of retirement and group insurance benefits for the Texas A&M AgriLife Extension Service, as required in this Act, County Funds paid directly by County Commissioners Courts shall be considered as General Revenue Funds. The Texas A&M AgriLife Extension Service is specifically exempt from implementation of proportionality for Higher Education Retirement Programs, but only in regard to the retirement match limit that is imposed under the federal Smith-Lever Act and the Hatch Act.

TEXAS A&M AGRILIFE EXTENSION SERVICE

(Continued)

5. **Youth Development Programs in Urban Areas.** The Texas A&M AgriLife Extension Service, in addition to providing ongoing programs for rural residents, shall use the appropriations above to place greater emphasis on providing community leadership development education programming, targeting (but not limited to) youth residing in urban areas.

6. **Appropriation of License Plate Receipts.** Included in the amounts appropriated above is all revenue collected on or after September 1, 2015, for the license plates contained herein.
 - a. Texas Master Gardener License Plates - Included in Strategy B.1.1, Extend Education on Agriculture, \$8,000 each fiscal year out of the License Plate Trust Fund No. 0802 in collected revenue is to be spent in accordance with Transportation Code §504.652.
 - b. 4-H License Plates - Included in Strategy C.1.1, Leadership Development, \$1,000 each fiscal year out of the License Plate Trust Fund No. 0802 in collected revenue is to be spent in accordance with Transportation Code §504.645.
 - c. The funds provided to Texas Agrilife Extension Service are appropriated in accordance with Transportation Code §504.631 to supplement existing and future scholarship programs supported by the Texas State Rifle Association and to support the 4-H Shooting Sports Program for youth. All receipts received during the biennium in the License Plate Trust Fund No. 0802 beginning September 1, 2015 (estimated to be \$13,000 per year), are hereby appropriated to the Texas A&M AgriLife Extension Service for the biennium beginning September 1, 2015.

Any unexpended balances as of August 31, 2016, out of the appropriations made herein are hereby appropriated to the Texas A&M AgriLife Extension Service for the fiscal year beginning September 1, 2016, for the same purposes.

7. **Workforce Horizons for Texas Youth.** Out of the funds appropriated above, \$250,000 in fiscal year 2016 and \$250,000 in fiscal year 2017 in General Revenue shall be used for the Workforce Horizons for Texas Youth program.

¹ Incorporates Article IX, §18.19, of this Act, due to enactment of SB 881, 84th Legislature, Regular Session, relating to the dedication of certain wine-related revenue, resulting in increases of \$830,000 out of General Revenue each fiscal year of the biennium.

TEXAS A&M ENGINEERING EXPERIMENT STATION

	For the Years Ending	
	August 31, 2016	August 31, 2017
Method of Financing:		
General Revenue Fund	\$ 16,274,273	\$ 21,274,274
GR Dedicated - Texas Emissions Reduction Plan Account No. 5071	462,043	462,043
Federal Funds	44,977,328	44,977,328
<u>Other Funds</u>		
Interagency Contracts	2,493,167	2,493,167
Other Funds	51,480,165	51,480,165
Indirect Cost Recovery, Locally Held, estimated	3,008,182	3,008,182
Subtotal, Other Funds	\$ 56,981,514	\$ 56,981,514
Total, Method of Financing	\$ 118,695,158	\$ 123,695,159

TEXAS A&M ENGINEERING EXPERIMENT STATION
(Continued)

Items of Appropriation:

1. Educational and General State Support	\$ 118,695,158	\$ 123,695,159
Grand Total, TEXAS A&M ENGINEERING EXPERIMENT STATION	<u>\$ 118,695,158</u>	<u>\$ 123,695,159</u>

This bill pattern represents an estimated 87% of this agency's estimated total available funds for the biennium.

Number of Full-Time-Equivalents (FTE)- Appropriated Funds	880.0	880.0
--	-------	-------

1. Informational Listing of Appropriated Funds. The appropriations made above for Educational and General State Support are subject to the special and general provisions of this Act and include the following amounts for the purposes indicated.

A. Goal: ENGINEERING RESEARCH

Conduct engineering & related research to enhance higher ed & eco dev.

A.1.1. Strategy: RESEARCH DIVISIONS Develop/support research programs, centers, institutes & initiatives.	\$ 75,842,931	\$ 75,842,931
A.1.2. Strategy: MULTI-INSTITUTIONAL OUTREACH Work with institutions in research & development and provide outreach.	\$ 26,051,553	\$ 26,051,553
A.2.1. Strategy: TECHNOLOGY TRANSFER	\$ 540,000	\$ 540,000
A.3.1. Strategy: EDUCATIONAL PROGRAMS Provide programs for student participation in research & education.	<u>\$ 3,585,218</u>	<u>\$ 3,585,218</u>
Total, Goal A: ENGINEERING RESEARCH	<u>\$ 106,019,702</u>	<u>\$ 106,019,702</u>

B. Goal: STAFF BENEFITS

Maintain staff benefits program for eligible employees and retirees.

B.1.1. Strategy: STAFF GROUP INSURANCE Provide funding for staff group insurance premiums.	\$ 2,408,399	\$ 2,408,399
B.1.2. Strategy: WORKERS' COMP INSURANCE Provide funding for workers' compensation insurance.	\$ 26,040	\$ 26,040
B.1.3. Strategy: UNEMPLOYMENT INSURANCE Provide funding for unemployment insurance.	\$ 31,205	\$ 31,205
B.1.4. Strategy: OASI Provide funding for OASI.	\$ 1,299,786	\$ 1,299,786
B.1.5. Strategy: OPTIONAL RETIREMENT PROGRAM Optional Retirement Program Differential.	<u>\$ 54,390</u>	<u>\$ 54,390</u>
Total, Goal B: STAFF BENEFITS	<u>\$ 3,819,820</u>	<u>\$ 3,819,820</u>

C. Goal: INDIRECT ADMINISTRATION

C.1.1. Strategy: INDIRECT ADMINISTRATION	\$ 3,190,658	\$ 3,190,658
C.1.2. Strategy: INFRASTRUCTURE SUPPORT	\$ 5,664,978	\$ 5,664,978
C.1.3. Strategy: CENTER FOR INFRASTRUCTURE RENEWAL	<u>\$ 0</u>	<u>\$ 5,000,000</u>
Total, Goal C: INDIRECT ADMINISTRATION	<u>\$ 8,855,636</u>	<u>\$ 13,855,637</u>

Grand Total, TEXAS A&M ENGINEERING EXPERIMENT STATION	<u>\$ 118,695,158</u>	<u>\$ 123,695,159</u>
--	-----------------------	-----------------------

Object-of-Expense Informational Listing:

Salaries and Wages	\$ 35,712,421	\$ 35,712,421
Other Personnel Costs	3,090,020	3,090,020
Professional Salaries - Faculty Equivalent (Higher Education Only)	16,623,011	16,623,011
Professional Fees and Services	24,202,076	24,202,077
Fuels and Lubricants	17,960	17,960

TEXAS A&M ENGINEERING EXPERIMENT STATION
(Continued)

Consumable Supplies	1,194,455	1,194,455
Utilities	479,929	479,929
Travel	4,338,619	4,338,619
Rent - Building	146,992	146,992
Rent - Machine and Other	349,651	349,651
Debt Service	0	5,000,000
Other Operating Expense	27,914,237	27,914,237
Capital Expenditures	<u>4,625,787</u>	<u>4,625,787</u>

Total, Object-of-Expense Informational Listing \$ 118,695,158 \$ 123,695,159

Estimated Allocations for Employee Benefits and Debt Service Appropriations Made Elsewhere in this Act:

Employee Benefits

Retirement	\$ 846,794	\$ 846,794
Group Insurance	2,386,186	2,557,276
Social Security	<u>935,910</u>	<u>973,347</u>

Subtotal, Employee Benefits \$ 4,168,890 \$ 4,377,417

Total, Estimated Allocations for Employee Benefits and Debt Service Appropriations Made Elsewhere in this Act \$ 4,168,890 \$ 4,377,417

2. **Performance Measure Targets.** The following is a listing of the key performance target levels for the Texas A&M Engineering Experiment Station. It is the intent of the Legislature that appropriations made by this Act be utilized in the most efficient and effective manner possible to achieve the intended mission of the Texas A&M Engineering Experiment Station. In order to achieve the objectives and service standards established by this Act, the Texas A&M Engineering Experiment Station shall make every effort to attain the following designated key performance target levels associated with each item of appropriation.

	<u>2016</u>	<u>2017</u>
A. Goal: ENGINEERING RESEARCH		
Outcome (Results/Impact):		
Leverage Ratio of General Revenue Appropriations to Total Funds (Excluding Infrastructure Funds)	15	15
Total Dollar Volume of Research (Millions)	145	145
Number of Formal License Agreements	10	10
A.1.1. Strategy: RESEARCH DIVISIONS		
Output (Volume):		
Dollar Volume of Research (Millions)	113	113
Number of Research Projects	4,350	4,350
A.1.2. Strategy: MULTI-INSTITUTIONAL OUTREACH		
Output (Volume):		
Number of Collaborative Initiatives	980	980
Dollar Volume of Activities (Millions)	35	35
A.2.1. Strategy: TECHNOLOGY TRANSFER		
Output (Volume):		
Number of Patent Applications	41	41
A.3.1. Strategy: EDUCATIONAL PROGRAMS		
Output (Volume):		
Number of Students from Underrepresented Groups Participating in Agency Activities	15,500	15,500

3. **Offshore Technology Research Center.** Out of the funds appropriated above in Strategy A.1.1, Research Divisions, \$203,861 in fiscal year 2016 and \$203,861 in fiscal year 2017 is for the purpose of supporting the Offshore Technology Research Center.
4. **Nuclear Power Institute.** Out of the funds appropriated above, the Texas A&M Engineering Experiment Station shall allocate \$2,000,000 in fiscal year 2016 and \$2,000,000 in fiscal year 2017 in General Revenue to the Nuclear Power Institute to develop the necessary workforce for the new nuclear power plants developed in Texas and to sustain a new clean industry in Texas.
5. **Prevention of Wildfires Caused By Power Lines.** All unexpended balances for the Wildfire Prevention Pilot Project as of August 31, 2015 (estimated to be \$0), are appropriated for the same purpose during the biennium beginning September 1, 2015.

TEXAS A&M ENGINEERING EXPERIMENT STATION
(Continued)

6. **Debt Service for the Center for Infrastructure Renewal.** Out of the funds appropriated above in Strategy C.1.3, Center for Infrastructure Renewal, \$5,000,000 in General Revenue is to be used for debt service for the Center for Infrastructure Renewal in fiscal year 2017, and is contingent upon this Act passing by a two-thirds majority in each house. The Legislature hereby finds in accordance with Article 7,¹ Section 18(i) of the Texas Constitution, that there is a demonstrated need for the infrastructure renewal facility at Texas A&M Engineering Experiment Station.

¹ Modified to reflect technical correction to the constitutional article reference.

TEXAS A&M TRANSPORTATION INSTITUTE

	For the Years Ending	
	August 31, 2016	August 31, 2017
Method of Financing:		
General Revenue Fund	\$ 9,363,410	\$ 9,363,409
Federal Funds	12,257,325	12,577,652
<u>Other Funds</u>		
Appropriated Receipts	5,758,870	5,934,696
Interagency Contracts	24,185,284	24,939,359
Indirect Cost Recovery, Locally Held, estimated	8,482,127	8,739,631
Subtotal, Other Funds	\$ 38,426,281	\$ 39,613,686
Total, Method of Financing	\$ 60,047,016	\$ 61,554,747
Items of Appropriation:		
1. Educational and General State Support	\$ 60,047,016	\$ 61,554,747
Grand Total, TEXAS A&M TRANSPORTATION INSTITUTE	\$ 60,047,016	\$ 61,554,747

This bill pattern represents an estimated 89% of this agency's estimated total available funds for the biennium.

Number of Full-Time-Equivalents (FTE)-Appropriated Funds	434.7	434.7
---	-------	-------

1. **Informational Listing of Appropriated Funds.** The appropriations made above for Educational and General State Support are subject to the special and general provisions of this Act and include the following amounts for the purposes indicated.

A. Goal: TRANSPORTATION RESEARCH		
Transportation Research, Dissemination & Transportation Education.		
A.1.1. Strategy: SPONSORED RESEARCH	\$ 45,132,432	\$ 46,502,687
Sponsored Transportation Research.		
A.1.2. Strategy: NATIONAL CENTERS	\$ 5,228,501	\$ 5,228,501
Research/Education within the National Centers.		
Total, Goal A: TRANSPORTATION RESEARCH	\$ 50,360,933	\$ 51,731,188
B. Goal: STAFF BENEFITS		
Maintain Staff Benefits Program for Eligible Employees and Retirees.		
B.1.1. Strategy: STAFF GROUP INSURANCE	\$ 1,799,095	\$ 1,820,684
Provide Funding for Staff Group Insurance Premiums.		
B.1.2. Strategy: WORKERS' COMP INSURANCE	\$ 33,549	\$ 34,220
Provide Funding for Workers' Compensation Insurance.		

TEXAS A&M TRANSPORTATION INSTITUTE

(Continued)

B.1.3. Strategy: UNEMPLOYMENT INSURANCE	\$ 29,651	\$ 30,244
Provide Funding for Unemployment Insurance.		
B.1.4. Strategy: OASI	\$ 1,864,955	\$ 1,897,592
Provide Funding for OASI.		
Total, Goal B: STAFF BENEFITS	<u>\$ 3,727,250</u>	<u>\$ 3,782,740</u>
C. Goal: INDIRECT ADMINISTRATION		
C.1.1. Strategy: INDIRECT ADMINISTRATION	\$ 3,764,126	\$ 3,846,112
C.1.2. Strategy: INFRASTRUCTURE SUPPORT	<u>\$ 2,194,707</u>	<u>\$ 2,194,707</u>
Total, Goal C: INDIRECT ADMINISTRATION	<u>\$ 5,958,833</u>	<u>\$ 6,040,819</u>
Grand Total, TEXAS A&M TRANSPORTATION INSTITUTE	<u>\$ 60,047,016</u>	<u>\$ 61,554,747</u>

Object-of-Expense Informational Listing:

Salaries and Wages	\$ 34,346,659	\$ 35,371,480
Other Personnel Costs	4,319,642	4,424,923
Professional Fees and Services	136,005	138,275
Fuels and Lubricants	8,470	8,673
Consumable Supplies	597,542	611,378
Utilities	2,554,942	2,563,695
Travel	1,636,973	1,674,137
Rent - Building	888,025	909,454
Rent - Machine and Other	719,961	737,313
Other Operating Expense	13,646,795	13,895,240
Capital Expenditures	<u>1,192,002</u>	<u>1,220,179</u>
Total, Object-of-Expense Informational Listing	<u>\$ 60,047,016</u>	<u>\$ 61,554,747</u>

Estimated Allocations for Employee Benefits and Debt Service Appropriations Made Elsewhere in this Act:

Employee Benefits

Retirement	\$ 2,476,226	\$ 2,547,317
Group Insurance	1,176,910	1,261,295
Social Security	<u>402,179</u>	<u>418,267</u>
Subtotal, Employee Benefits	<u>\$ 4,055,315</u>	<u>\$ 4,226,879</u>

Total, Estimated Allocations for Employee Benefits and Debt Service Appropriations Made Elsewhere in this Act

	<u>\$ 4,055,315</u>	<u>\$ 4,226,879</u>
--	---------------------	---------------------

2. **Performance Measure Targets.** The following is a listing of the key performance target levels for the Texas A&M Transportation Institute. It is the intent of the Legislature that appropriations made by this Act be utilized in the most efficient and effective manner possible to achieve the intended mission of the Texas A&M Transportation Institute. In order to achieve the objectives and service standards established by this Act, the Texas A&M Transportation Institute shall make every effort to attain the following designated key performance target levels associated with each item of appropriation.

	<u>2016</u>	<u>2017</u>
A. Goal: TRANSPORTATION RESEARCH		
Outcome (Results/Impact):		
Total Dollar Volume of Research	56,559,420	57,791,362
Leverage Ratio of Direct State Funding to Total Funds (Excluding Infrastructure Funds)	8.85	8.88
A.1.1. Strategy: SPONSORED RESEARCH		
Output (Volume):		
Number of TTI Patented Safety Devices Installed	913,500	933,500
Number of Students Involved in TTI Education and Research Activities	192	192
Dollar Volume of Research	51,330,919	52,562,861
A.1.2. Strategy: NATIONAL CENTERS		
Output (Volume):		
Number of Students Involved in TTI Education and Research Activities	41	41
Dollar Volume of Research	5,228,501	5,228,501

TEXAS A&M TRANSPORTATION INSTITUTE

(Continued)

3. **Transportation Safety Center.** Out of funds appropriated above, \$1,000,000 in fiscal year 2016 and \$1,000,000 in fiscal year 2017 out of General Revenue shall be used to fund the Transportation Safety Center to conduct research, education, and technology transfer to improve the safety of Texas' roads and highways.
4. **Center for International Intelligent Transportation.** Out of funds appropriated above, \$850,000 in fiscal year 2016 and \$850,000 in fiscal year 2017 out of General Revenue shall be used to fund the Center for International Intelligent Transportation in El Paso to conduct research, education, and technology transfer to improve the safety of Texas' roads and highways for secure international transportation and other issues specific to the El Paso region, international and border settings.
5. **Legislative Resource.** Out of the funds appropriated above, \$1,650,000 in fiscal year 2016 and \$1,650,000 in fiscal year 2017 in General Revenue shall be used to support the role of the Texas A&M Transportation Institute as an independent resource to the Texas Legislature providing analysis of state transportation policies and the economic impact of those policies.

TEXAS A&M ENGINEERING EXTENSION SERVICE

	For the Years Ending	
	August 31, 2016	August 31, 2017
	<u> </u>	<u> </u>
Method of Financing:		
General Revenue Fund	\$ 7,897,670	\$ 7,897,672
Federal Funds	18,710,106	18,710,106
<u>Other Funds</u>		
Appropriated Receipts	42,731,576	42,731,576
Interagency Contracts	1,732,120	1,732,120
Indirect Cost Recovery, Locally Held, estimated	4,886,423	4,886,423
Subtotal, Other Funds	<u>\$ 49,350,119</u>	<u>\$ 49,350,119</u>
Total, Method of Financing	<u><u>\$ 75,957,895</u></u>	<u><u>\$ 75,957,897</u></u>
Items of Appropriation:		
1. Educational and General State Support	\$ 75,957,895	\$ 75,957,897
Grand Total, TEXAS A&M ENGINEERING EXTENSION SERVICE	<u><u>\$ 75,957,895</u></u>	<u><u>\$ 75,957,897</u></u>

This bill pattern represents an estimated 94.1% of this agency's estimated total available funds for the biennium.

**Number of Full-Time-Equivalents (FTE)-
Appropriated Funds** 555.2 555.2

1. **Informational Listing of Appropriated Funds.** The appropriations made above for Educational and General State Support are subject to the special and general provisions of this Act and include the following amounts for the purposes indicated.

A. Goal: PROVIDE TRAINING		
Provide Training and Technical Assistance.		
A.1.1. Strategy: PUBLIC SECTOR TRAINING	\$ 40,543,610	\$ 40,543,610
Provide Public Sector Training.		
A.1.2. Strategy: PRIVATE SECTOR TRAINING	<u>\$ 11,950,722</u>	<u>\$ 11,950,722</u>
Provide Private Sector Training.		
Total, Goal A: PROVIDE TRAINING	<u><u>\$ 52,494,332</u></u>	<u><u>\$ 52,494,332</u></u>
B. Goal: PROVIDE TECHNICAL ASSISTANCE		
B.1.1. Strategy: PROVIDE TECHNICAL ASSISTANCE	\$ 2,802,515	\$ 2,802,515

TEXAS A&M ENGINEERING EXTENSION SERVICE
(Continued)

C. Goal: PROVIDE EMERGENCY RESPONSE		
C.1.1. Strategy: PROVIDE TX TASK FORCE 1		
CAPABILITY	\$ 3,529,055	\$ 3,529,055
Provide Texas Task Force One Capabilities.		
D. Goal: STAFF BENEFITS		
Maintain Staff Benefits Program for Eligible Employees and Retirees.		
D.1.1. Strategy: STAFF GROUP INSURANCE		
Provide Funding for Staff Group Insurance Premiums.	\$ 3,144,906	\$ 3,144,906
D.1.2. Strategy: WORKERS' COMPENSATION INSURANCE		
Provide Funding for Workers' Compensation Insurance.	\$ 18,000	\$ 18,000
D.1.3. Strategy: UNEMPLOYMENT INSURANCE		
Provide Funding for Unemployment Insurance.	\$ 116,895	\$ 116,895
D.1.4. Strategy: OASI		
Provide funding for OASI.	<u>\$ 2,376,268</u>	<u>\$ 2,376,268</u>
Total, Goal D: STAFF BENEFITS	<u>\$ 5,656,069</u>	<u>\$ 5,656,069</u>
E. Goal: INDIRECT ADMINISTRATION		
E.1.1. Strategy: INDIRECT ADMINISTRATION		
	\$ 9,857,517	\$ 9,857,517
E.1.2. Strategy: INFRASTRUCTURE SUPPORT		
	<u>\$ 1,618,407</u>	<u>\$ 1,618,407</u>
Total, Goal E: INDIRECT ADMINISTRATION	<u>\$ 11,475,924</u>	<u>\$ 11,475,926</u>
Grand Total, TEXAS A&M ENGINEERING EXTENSION SERVICE	<u>\$ 75,957,895</u>	<u>\$ 75,957,897</u>

Object-of-Expense Informational Listing:

Salaries and Wages	\$ 35,730,576	\$ 35,730,578
Other Personnel Costs	4,401,951	4,401,951
Professional Fees and Services	583,329	583,329
Fuels and Lubricants	20,293	20,293
Consumable Supplies	511,357	511,357
Utilities	651,620	651,620
Travel	7,265,786	7,265,786
Rent - Building	397,891	397,891
Rent - Machine and Other	564,717	564,717
Other Operating Expense	<u>25,830,375</u>	<u>25,830,375</u>
Total, Object-of-Expense Informational Listing	<u>\$ 75,957,895</u>	<u>\$ 75,957,897</u>

Estimated Allocations for Employee Benefits and Debt Service Appropriations Made Elsewhere in this Act:

<u>Employee Benefits</u>		
Retirement	\$ 1,543,266	\$ 1,543,266
Group Insurance	618,092	662,410
Social Security	<u>218,209</u>	<u>226,938</u>
Subtotal, Employee Benefits	<u>\$ 2,379,567</u>	<u>\$ 2,432,614</u>
Total, Estimated Allocations for Employee Benefits and Debt Service Appropriations Made Elsewhere in this Act	<u>\$ 2,379,567</u>	<u>\$ 2,432,614</u>

2. **Performance Measure Targets.** The following is a listing of the key performance target levels for the Texas A&M Engineering Extension Service. It is the intent of the Legislature that appropriations made by this Act be utilized in the most efficient and effective manner possible to achieve the intended mission of the Texas A&M Engineering Extension Service. In order to achieve the objectives and service standards established by this Act, the Texas A&M Engineering Extension Service shall make every effort to attain the following designated key performance target levels associated with each item of appropriation.

	<u>2016</u>	<u>2017</u>
A. Goal: PROVIDE TRAINING		
Outcome (Results/Impact):		
Leverage Ratio of General Revenue Appropriations to Total Funds (Excluding Infrastructure Funds)	0.08	0.08

TEXAS A&M ENGINEERING EXTENSION SERVICE
(Continued)

A.1.1. Strategy: PUBLIC SECTOR TRAINING		
Output (Volume):		
Number of Student Contact Hours	1,515,924	1,515,924
B. Goal: PROVIDE TECHNICAL ASSISTANCE		
B.1.1. Strategy: PROVIDE TECHNICAL ASSISTANCE		
Output (Volume):		
Number of Service Contact Hours	59,880	59,880
C. Goal: PROVIDE EMERGENCY RESPONSE		
C.1.1. Strategy: PROVIDE TX TASK FORCE 1 CAPABILITY		
Output (Volume):		
Number of Emergency Response Teams Operationally Ready	27	27
Number of Hours Spent on Emergency Response	33,832	33,832
3.	Pay for Regular Compensatory Time. The Texas A&M Engineering Extension Service may use the appropriations above to pay its Fair Labor Standards Act exempt employees on a straight-time basis for work on a holiday or for regular compensatory time hours when such time is worked in connection with a state or federal activation and when the taking of regular compensatory time off would be disruptive to normal business functions.	
4.	Ensuring Task Force 1 Operational Readiness. Out of the funds appropriated above, \$506,375 in fiscal year 2016 and \$506,375 in fiscal year 2017 in General Revenue shall be used to support the operational readiness of Texas Task Force 1.	
5.	Underserved/Rural Firefighter Training Support. Out of the funds appropriated above, \$750,000 in fiscal year 2016 and \$750,000 in fiscal year 2017 in General Revenue shall be used to provide training to underserved firefighters through extension area schools.	
6.	Texas Law Enforcement Extension (LEX) Rural Training Initiative. Out of the funds appropriated above, \$250,000 in fiscal year 2016 and \$250,000 in fiscal year 2017 in General Revenue shall be used to support training for rural peace officers, jailers, and telecommunications personnel.	

TEXAS A&M FOREST SERVICE

	For the Years Ending	
	August 31, 2016	August 31, 2017
	<u> </u>	<u> </u>
Method of Financing:		
<u>General Revenue Fund</u>		
General Revenue Fund	\$ 11,057,262	\$ 11,057,260
General Revenue - Insurance Companies Maintenance Tax and Insurance Department Fees	22,140,483	22,140,483
Subtotal, General Revenue Fund	<u>\$ 33,197,745</u>	<u>\$ 33,197,743</u>
<u>General Revenue Fund - Dedicated</u>		
Volunteer Fire Department Assistance Account No. 5064 ¹	30,062,654	30,062,654
Rural Volunteer Fire Department Insurance Account No. 5066, estimated	1,465,000	1,465,000
Subtotal, General Revenue Fund - Dedicated	<u>\$ 31,527,654</u>	<u>\$ 31,527,654</u>
Federal Funds	3,359,161	3,359,161
<u>Other Funds</u>		
Appropriated Receipts	592,870	592,870
License Plate Trust Fund Account No. 0802	5,000	5,000
Subtotal, Other Funds	<u>\$ 597,870</u>	<u>\$ 597,870</u>
Total, Method of Financing	<u><u>\$ 68,682,430</u></u>	<u><u>\$ 68,682,428</u></u>

TEXAS A&M FOREST SERVICE
(Continued)

Items of Appropriation:

1. Educational and General State Support	\$ 68,682,430	\$ 68,682,428
Grand Total, TEXAS A&M FOREST SERVICE	<u>\$ 68,682,430</u>	<u>\$ 68,682,428</u>

This bill pattern represents an estimated 85.8% of this agency's estimated total available funds for the biennium.

Number of Full-Time-Equivalents (FTE)- Appropriated Funds	558.2	558.2
--	-------	-------

1. Informational Listing of Appropriated Funds. The appropriations made above for Educational and General State Support are subject to the special and general provisions of this Act and include the following amounts for the purposes indicated.

A. Goal: DEVELOP FOREST RESOURCES

Develop Forest/Tree Resources to Sustain Life, Environment & Property.

A.1.1. Strategy: FORESTRY LEADERSHIP Provide Professional Forestry Leadership & Resource Marketing.	\$ 6,144,191	\$ 6,144,191
A.1.2. Strategy: FOREST / TREE RESOURCES ENHANCEMENT Provide Leadership in Enhancement of Tree and Forest Resources.	\$ 1,785,856	\$ 1,785,855
A.1.3. Strategy: FOREST INSECTS AND DISEASES Provide Detection/Notification/Control of Forest/Tree Insect & Disease.	<u>\$ 649,453</u>	<u>\$ 649,453</u>
Total, Goal A: DEVELOP FOREST RESOURCES	<u>\$ 8,579,500</u>	<u>\$ 8,579,499</u>

B. Goal: PROTECT FOREST RESOURCES

Protect Forest / Tree Resources, Citizens, and Property.

B.1.1. Strategy: TWPP - TFS OPERATIONS Texas Wildfire Protection Plan - Texas A&M Forest Service Operations.	\$ 27,752,122	\$ 27,752,121
B.1.2. Strategy: TWPP - VFD GRANTS¹ Texas Wildfire Protection Plan - VFD Grants.	\$ 26,710,006	\$ 26,710,006
B.1.3. Strategy: TWPP - TIFMAS GRANTS Texas Wildfire Protection Plan - TIFMAS Grants.	<u>\$ 1,000,000</u>	<u>\$ 1,000,000</u>
Total, Goal B: PROTECT FOREST RESOURCES	<u>\$ 55,462,128</u>	<u>\$ 55,462,127</u>

C. Goal: STAFF BENEFITS

Maintain Staff Benefits Program for Eligible Employees and Retirees.

C.1.1. Strategy: STAFF GROUP INSURANCE Provide Funding for Staff Group Insurance Premiums.	\$ 1,078,968	\$ 1,078,968
C.1.2. Strategy: WORKERS' COMP INSURANCE Provide Funding for Workers' Compensation Insurance.	\$ 177,288	\$ 177,288
C.1.3. Strategy: UNEMPLOYMENT INSURANCE Provide Funding for Unemployment Insurance.	\$ 3,579	\$ 3,579
C.1.4. Strategy: OASI Provide Funding for OASI.	\$ 281,121	\$ 281,121
C.1.5. Strategy: HAZARDOUS DUTY PAY Provide Funding for Hazardous Duty Pay.	<u>\$ 14,270</u>	<u>\$ 14,270</u>
Total, Goal C: STAFF BENEFITS	<u>\$ 1,555,226</u>	<u>\$ 1,555,226</u>

D. Goal: INDIRECT ADMINISTRATION

D.1.1. Strategy: INDIRECT ADMINISTRATION	\$ 2,193,648	\$ 2,193,648
D.1.2. Strategy: INFRASTRUCTURE SUPPORT IN BRAZOS CO Infrastructure Support - In Brazos County.	\$ 124,454	\$ 124,454

TEXAS A&M FOREST SERVICE
(Continued)

D.1.3. Strategy: INFRASTRUCT SUPP OUTSIDE BRAZOS CO Infrastructure Support - Outside Brazos County.	\$ 767,474	\$ 767,474
---	------------	------------

Total, Goal D: INDIRECT ADMINISTRATION	\$ 3,085,576	\$ 3,085,576
---	--------------	--------------

Grand Total, TEXAS A&M FOREST SERVICE	<u>\$ 68,682,430</u>	<u>\$ 68,682,428</u>
--	----------------------	----------------------

Object-of-Expense Informational Listing:

Salaries and Wages	\$ 20,545,318	\$ 20,545,316
Other Personnel Costs	1,410,735	1,410,735
Professional Fees and Services	17,400	17,400
Fuels and Lubricants	1,580,181	1,580,181
Consumable Supplies	2,367,905	2,367,905
Utilities	618,867	618,867
Travel	964,323	964,323
Rent - Building	314,262	314,262
Rent - Machine and Other	521,038	521,038
Other Operating Expense	4,601,069	4,601,069
Grants	27,710,006	27,710,006
Capital Expenditures	<u>8,031,326</u>	<u>8,031,326</u>

Total, Object-of-Expense Informational Listing	<u>\$ 68,682,430</u>	<u>\$ 68,682,428</u>
---	----------------------	----------------------

Estimated Allocations for Employee Benefits and Debt Service Appropriations Made Elsewhere in this Act:

Employee Benefits

Retirement	\$ 1,268,780	\$ 1,268,780
Group Insurance	3,877,491	4,155,507
Social Security	<u>1,018,363</u>	<u>1,059,098</u>

Subtotal, Employee Benefits	<u>\$ 6,164,634</u>	<u>\$ 6,483,385</u>
-----------------------------	---------------------	---------------------

Debt Service

Lease Payments	<u>\$ 8,421</u>	<u>\$ 8,501</u>
----------------	-----------------	-----------------

Total, Estimated Allocations for Employee Benefits and Debt Service Appropriations Made Elsewhere in this Act	<u>\$ 6,173,055</u>	<u>\$ 6,491,886</u>
--	---------------------	---------------------

2. **Performance Measure Targets.** The following is a listing of the key performance target levels for the Texas A&M Forest Service. It is the intent of the Legislature that appropriations made by this Act be utilized in the most efficient and effective manner possible to achieve the intended mission of the Texas A&M Forest Service. In order to achieve the objectives and service standards established by this Act, the Texas A&M Forest Service shall make every effort to attain the following designated key performance target levels associated with each item of appropriation.

	<u>2016</u>	<u>2017</u>
A. Goal: DEVELOP FOREST RESOURCES		
Outcome (Results/Impact):		
Number of Acres Impacted through Windbreak and Wildlife Habitat Seedlings Sold	20,000	20,000
Number of Trees Saved from Spread of Oak Wilt Disease	15,000	15,000
A.1.1. Strategy: FORESTRY LEADERSHIP		
Output (Volume):		
Number of Acres of Reforestation on Nonindustrial Private Forestland in East Texas	44,000	44,000
Number of Resource Development Assists	20,000	20,000
A.1.2. Strategy: FOREST / TREE RESOURCES ENHANCEMENT		
Output (Volume):		
Number of Community Assists	500	500
Number of Windbreak and Wildlife Habitat Seedlings Sold	120,000	120,000

TEXAS A&M FOREST SERVICE
(Continued)

A.1.3. Strategy: FOREST INSECTS AND DISEASES

Output (Volume):

Number of Property Owners Provided with Oak Wilt Information	50,000	50,000
--	--------	--------

B. Goal: PROTECT FOREST RESOURCES

Outcome (Results/Impact):

Saved - To- Lost Ratio of Resource and Property Values from Wildfire	6	6
--	---	---

B.1.1. Strategy: TWPP - TFS OPERATIONS

Output (Volume):

Number of Contact Hours of Firefighter and Emergency Responder Training	50,000	50,000
Number of Hours Spent For Emergency Response	66,842	66,842
Market Value of Assistance Provided to Fire Departments	28,500,000	28,500,000

3. **Overtime Payments, Contingency.** Included in the appropriation above, \$335,223 for each year of the biennium is for the sole purpose of paying mandatory overtime expenses of non-exempt employees of the Texas A&M Forest Service when such overtime is incurred in emergency response activities. It is further provided that payments from this appropriation shall be made only upon overtime payroll vouchers submitted to the State Comptroller. Any balances remaining as of August 31, 2015 are hereby appropriated for the same purpose for the biennium beginning September 1, 2015, and balances remaining as of August 31, 2016 are hereby appropriated for fiscal year 2017.

4. **Texas Wildfire Protection Plan.** Out of the funds appropriated above, \$15,425,000 from the Insurance Companies Maintenance Tax and \$5,000,000 in General Revenue in each year of the biennium shall be used for the Texas Wildfire Protection Plan.

5. **Pay for Regular Compensatory Time.** The Texas A&M Forest Service may use the appropriations above to pay its Fair Labor Standards Act exempt employees on a straight-time basis for work on a holiday or for regular compensatory time hours when such time is worked in connection with an emergency and when the taking of regular compensatory time off would be disruptive to normal business functions.

6. **Urban Forestry License Plate Fund. Appropriation of License Plate Receipts.** Included in the amounts appropriated above is all revenue collected on or after September 1, 2015, for the license plates contained herein.

Urban Forestry License Plates - Included in Strategy A.1.2, Forest/Tree Resources Enhancement, an estimated \$5,000 each fiscal year out of the License Plate Trust Fund No. 0802 in collected revenue shall be spent in accordance with Transportation Code §504.632.

7. **Texas Intrastate Fire Mutual Aid System (TIFMAS) Grants.** Out of the funds appropriated above, \$1,000,000 from the Insurance Companies Maintenance Tax in each year of the biennium shall be used for Texas Intrastate Fire Mutual Aid System Grants. In accordance with Government Code Section 614.105, these funds shall be transferred to a separate account within the Volunteer Fire Department Assistance Account No. 5064 and expended in accordance with the provisions contained in the same statute.

8. **Rural Volunteer Fire Department Assistance Program (Wildfire Protection Plan).** Out of the funds appropriated above, \$18,500,000 in fiscal year 2016 and \$18,500,000 in fiscal year 2017 in General Revenue-Dedicated Volunteer Fire Department Assistance Account No. 5064 shall be used to assist volunteer fire departments and provide for equipment and training needs, including specific training for handling industrial emergency incidents and response involving ammonium nitrate used as fertilizer, by building their capacity to respond to fires locally. The Texas A&M Forest Service shall submit a report to the Legislature regarding expenditures of all grants under this program, including enrollment numbers and type of training administered through the expenditure of these funds. An amount not to exceed 7 percent of total appropriations per fiscal year from General Revenue-Dedicated Volunteer Fire Department Assistance Account No. 5064 shall be used to administer grants.

9. **Contingency for Grants to Rural Volunteer Fire Departments.¹** Contingent on passage of legislation relating to appropriations out of the unexpended balance in the General Revenue-Dedicated Volunteer Fire Department Assistance Account No. 5064, by the Eighty-fourth

TEXAS A&M FOREST SERVICE
(Continued)

Legislature, Regular Session, included in amounts appropriated above in Strategy B.1.2, Texas Wildfire Protection Plan - VFD Grants, the Texas A&M Forest Service is appropriated \$11,500,000 in fiscal year 2016 and \$11,500,000 in fiscal year 2017 out of the unexpended balance in the General Revenue-Dedicated Volunteer Fire Department Assistance Account No. 5064 reported by the Comptroller of Public Accounts as of August 31, 2015.

¹ Incorporates Rider 9, Contingency for Grants to Rural Volunteer Fire Departments, due to enactment of HB 7, 84th Legislature, Regular Session, relating to certain appropriations from various General Revenue-Dedicated accounts, resulting in reallocation of funds previously included in Supplemental Appropriations Made in Riders of \$11,500,000 in FY 2016 and \$11,500,000 in FY 2017 to General Revenue-Dedicated Volunteer Fire Department Assistance Account No. 5064.

TEXAS A&M VETERINARY MEDICAL DIAGNOSTIC LABORATORY

	For the Years Ending	
	August 31, 2016	August 31, 2017
Method of Financing:		
General Revenue Fund	\$ 8,974,420	\$ 8,974,422
Federal Funds	202,000	202,000
<u>Other Funds</u>		
Drug Testing Laboratory Fee Revenue, estimated	880,000	880,000
Veterinary Medical Diagnostic Laboratory Fee Revenue, estimated	8,736,421	8,736,421
Subtotal, Other Funds	<u>\$ 9,616,421</u>	<u>\$ 9,616,421</u>
Total, Method of Financing	<u>\$ 18,792,841</u>	<u>\$ 18,792,843</u>
Items of Appropriation:		
1. Educational and General State Support	\$ 18,792,841	\$ 18,792,843
Grand Total, TEXAS A&M VETERINARY MEDICAL DIAGNOSTIC LABORATORY	<u>\$ 18,792,841</u>	<u>\$ 18,792,843</u>

This bill pattern represents an estimated 94.7% of this agency's estimated total available funds for the biennium.

Number of Full-Time-Equivalents (FTE)-Appropriated Funds	165.0	165.0
---	-------	-------

1. Informational Listing of Appropriated Funds. The appropriations made above for Educational and General State Support are subject to the special and general provisions of this Act and include the following amounts for the purposes indicated.

A. Goal: DIAGNOSTIC AND DRUG TESTING		
Provide Diagnostic Services Drug/Export Tests, & Disease Surveillance.		
A.1.1. Strategy: DIAGNOSTIC SERVICES	\$ 10,868,799	\$ 10,868,799
Provide Diagnostic Service and Disease Surveillance.		
A.2.1. Strategy: DRUG TESTING SERVICE	<u>\$ 1,064,032</u>	<u>\$ 1,064,032</u>
Provide Drug Testing Service.		
Total, Goal A: DIAGNOSTIC AND DRUG TESTING	<u>\$ 11,932,831</u>	<u>\$ 11,932,831</u>
B. Goal: STAFF BENEFITS		
Maintain Staff Benefits Program for Eligible Employees and Retirees.		
B.1.1. Strategy: STAFF GROUP INSURANCE	\$ 771,047	\$ 771,047
Provide Funding for Staff Group Insurance Premiums.		

TEXAS A&M VETERINARY MEDICAL DIAGNOSTIC LABORATORY

(Continued)

B.1.2. Strategy: WORKERS' COMP INSURANCE Provide Funding for Workers' Compensation Insurance.	\$ 8,409	\$ 8,409
B.1.3. Strategy: UNEMPLOYMENT INSURANCE Provide Funding for Unemployment Insurance.	\$ 3,983	\$ 3,983
B.1.4. Strategy: OASI Provide Funding for OASI.	\$ 390,260	\$ 390,260
B.1.5. Strategy: OPTIONAL RETIREMENT PROGRAM Optional Retirement Program Differential.	\$ <u>3,800</u>	\$ <u>3,800</u>
Total, Goal B: STAFF BENEFITS	\$ <u>1,177,499</u>	\$ <u>1,177,499</u>
C. Goal: INDIRECT ADMINISTRATION		
C.1.1. Strategy: INDIRECT ADMINISTRATION	\$ 1,428,624	\$ 1,428,624
C.1.2. Strategy: INFRASTRUCTURE SUPPORT IN BRAZOS CO Infrastructure Support - In Brazos County.	\$ 1,054,857	\$ 1,054,858
C.1.3. Strategy: INFRASTRUCTURE SUPP OUTSIDE BRAZOS CO Infrastructure Support - Outside Brazos County.	\$ 199,030	\$ 199,031
C.2.1. Strategy: DEBT SERVICE - COLLEGE STATION	\$ <u>3,000,000</u>	\$ <u>3,000,000</u>
Total, Goal C: INDIRECT ADMINISTRATION	\$ <u>5,682,511</u>	\$ <u>5,682,513</u>
Grand Total, TEXAS A&M VETERINARY MEDICAL DIAGNOSTIC LABORATORY	\$ <u><u>18,792,841</u></u>	\$ <u><u>18,792,843</u></u>
Object-of-Expense Informational Listing:		
Salaries and Wages	\$ 8,918,919	\$ 8,918,919
Other Personnel Costs	761,960	761,960
Professional Salaries - Faculty Equivalent (Higher Education Only)	27,826	27,826
Professional Fees and Services	175,425	175,425
Fuels and Lubricants	27,193	27,193
Consumable Supplies	2,146,040	2,146,040
Utilities	721,979	721,981
Travel	108,499	108,499
Rent - Building	6,293	6,293
Rent - Machine and Other	55,000	55,000
Debt Service	3,000,000	3,000,000
Other Operating Expense	2,492,207	2,492,207
Grants	127,500	127,500
Capital Expenditures	<u>224,000</u>	<u>224,000</u>
Total, Object-of-Expense Informational Listing	\$ <u><u>18,792,841</u></u>	\$ <u><u>18,792,843</u></u>
Estimated Allocations for Employee Benefits and Debt Service Appropriations Made Elsewhere in this Act:		
<u>Employee Benefits</u>		
Retirement	\$ 523,313	\$ 523,313
Group Insurance	576,627	617,971
Social Security	<u>240,731</u>	<u>250,360</u>
Subtotal, Employee Benefits	\$ <u>1,340,671</u>	\$ <u>1,391,644</u>
Total, Estimated Allocations for Employee Benefits and Debt Service Appropriations Made Elsewhere in this Act	\$ <u>1,340,671</u>	\$ <u>1,391,644</u>

- 2. Performance Measure Targets.** The following is a listing of the key performance target levels for the Texas A&M Veterinary Medical Diagnostic Laboratory. It is the intent of the Legislature that appropriations made by this Act be utilized in the most efficient and effective manner possible to achieve the intended mission of the Texas A&M Veterinary Medical Diagnostic Laboratory. In order to achieve the objectives and service standards established by this Act, the Texas A&M Veterinary Medical Diagnostic Laboratory shall make every effort to attain the following designated key performance target levels associated with each item of appropriation.

TEXAS A&M VETERINARY MEDICAL DIAGNOSTIC LABORATORY
(Continued)

	2016	2017
A. Goal: DIAGNOSTIC AND DRUG TESTING		
Outcome (Results/Impact):		
Number of Diagnostic Services Rendered	665,973	679,292
Percent of Animals Testing Drug Free	99.5%	99.5%
A.1.1. Strategy: DIAGNOSTIC SERVICES		
Output (Volume):		
Number of Cases Submitted and Examined	145,104	148,006
Number of Surveillance Tests Performed for Agents of Bio- or Eco-terrorism	253,590	258,662
A.2.1. Strategy: DRUG TESTING SERVICE		
Output (Volume):		
Number of Animals Tested	7,000	7,000
3. College Station Laboratory. Out of the funds appropriated above, \$3,000,000 in fiscal year 2016 and \$3,000,000 in fiscal year 2017 in General Revenue shall be used for debt service for the College Station Laboratory.		

RETIREMENT AND GROUP INSURANCE

	For the Years Ending	
	August 31, 2016	August 31, 2017
Method of Financing:		
General Revenue Fund, estimated ¹	\$ 33,854,450	\$ 36,624,622
Federal Funds, estimated ¹	6,318,002	6,720,100
Other Special State Funds, estimated ¹	1,460,480	1,530,431
Total, Method of Financing	\$ 41,632,932	\$ 44,875,153
Items of Appropriation:		
A. Goal: EMPLOYEES RETIREMENT SYSTEM		
A.1.1. Strategy: RETIREMENT - PUBLIC EDUCATION¹ Retirement - Public Education. Estimated.	\$ 8,560,958	\$ 8,599,499
A.1.2. Strategy: RETIREMENT- HIGHER EDUCATION¹ Retirement - Higher Education. Estimated.	\$ 1,591,454	\$ 1,596,594
A.1.3. Strategy: GROUP INSURANCE - PUBLIC EDUCATION Group Insurance - Public Education Contributions. Estimated.	\$ 21,289,270	\$ 23,323,922
A.1.4. Strategy: GROUP INSURANCE - HIGHER EDUCATION Group Insurance - Higher Education Contributions. Estimated.	\$ 10,191,250	\$ 11,355,138
Total, Goal A: EMPLOYEES RETIREMENT SYSTEM	\$ 41,632,932	\$ 44,875,153
Grand Total, RETIREMENT AND GROUP INSURANCE	\$ 41,632,932	\$ 44,875,153

¹ Incorporates Article IX, §18.11, of this Act, due to enactment of HB 9, 84th Legislature, Regular Session, relating to eliminating the 90-day waiting period for state contributions to the Employees Retirement System for Retirement, resulting in increases of \$189,954 in FY 2016 and \$188,931 in FY 2017 out of General Revenue, increases of \$59,065 in FY 2016 and \$59,923 in FY 2017 out of Federal Funds, and increases of \$18,353 in FY 2016 and \$18,353 in FY 2017 out of Other Special State Funds, affecting several strategies.

SOCIAL SECURITY AND BENEFIT REPLACEMENT PAY

	For the Years Ending	
	August 31, 2016	August 31, 2017
Method of Financing:		
General Revenue Fund, estimated	\$ 227,653,811	\$ 236,553,502

SOCIAL SECURITY AND BENEFIT REPLACEMENT PAY
(Continued)

General Revenue Dedicated Accounts, estimated	46,345,849	48,199,683
Federal Funds, estimated	1,766,478	1,771,565
Other Special State Funds, estimated	<u>10,674,485</u>	<u>10,962,626</u>
Total, Method of Financing	<u>\$ 286,440,623</u>	<u>\$ 297,487,376</u>
Items of Appropriation:		
A. Goal: SOCIAL SECURITY/BENEFIT REPLACEMENT		
Comptroller - Social Security.		
A.1.1. Strategy: STATE MATCH - EMPLOYER - PUBLIC ED	\$ 10,347,535	\$ 10,399,273
State Match — Employer — Public Education. Estimated.		
A.1.2. Strategy: STATE MATCH-EMPLOYER-HIGHER ED	\$ 275,732,271	\$ 286,761,563
State Match — Employer — Higher Education. Estimated.		
A.1.3. Strategy: BRP -- PUBLIC EDUCATION	\$ 313,997	\$ 284,168
Benefit Replacement Pay — Public Education. Estimated.		
A.1.4. Strategy: BRP - HIGHER EDUCATION	<u>\$ 46,820</u>	<u>\$ 42,372</u>
Benefit Replacement Pay — Higher Education. Estimated.		
Total, Goal A: SOCIAL SECURITY/BENEFIT REPLACEMENT	<u>\$ 286,440,623</u>	<u>\$ 297,487,376</u>
Grand Total, SOCIAL SECURITY AND BENEFIT REPLACEMENT PAY	<u>\$ 286,440,623</u>	<u>\$ 297,487,376</u>

BOND DEBT SERVICE PAYMENTS

	For the Years Ending	
	August 31, 2016	August 31, 2017
Method of Financing:		
General Revenue Fund	\$ 11,642,288	\$ 11,118,155
Federal Funds	<u>155,557</u>	<u>155,557</u>
Total, Method of Financing	<u>\$ 11,797,845</u>	<u>\$ 11,273,712</u>
Items of Appropriation:		
A. Goal: FINANCE CAPITAL PROJECTS		
A.1.1. Strategy: BOND DEBT SERVICE	\$ 11,797,845	\$ 11,273,712 & UB
To Texas Public Finance Authority for Payment of Bond Debt Service.		
Grand Total, BOND DEBT SERVICE PAYMENTS	<u>\$ 11,797,845</u>	<u>\$ 11,273,712</u>

LEASE PAYMENTS

	For the Years Ending	
	August 31, 2016	August 31, 2017
Method of Financing:		
General Revenue Fund	\$ 2,271,245	\$ 2,271,028
Total, Method of Financing	<u>\$ 2,271,245</u>	<u>\$ 2,271,028</u>

LEASE PAYMENTS

(Continued)

Items of Appropriation:

A. Goal: FINANCE CAPITAL PROJECTS

A.1.1. Strategy: LEASE PAYMENTS - PUBLIC EDUCATION	\$	2,177,288	\$	2,175,899 & UB
To TFC for Payment to TPFA - Public Education.				
A.1.2. Strategy: LEASE PAYMENTS - HIGHER EDUCATION	\$	93,957	\$	95,129 & UB
To TFC for Payment to TPFA - Higher Education.				
Total, Goal A: FINANCE CAPITAL PROJECTS	\$	<u>2,271,245</u>	\$	<u>2,271,028</u>
Grand Total, LEASE PAYMENTS	\$	<u><u>2,271,245</u></u>	\$	<u><u>2,271,028</u></u>

SPECIAL PROVISIONS RELATING ONLY TO STATE AGENCIES OF HIGHER EDUCATION

Sec. 2. Local Funds Appropriated. All balances of local funds except for any identifiable general revenue in the local funds of the state institutions of higher education named in this Article, as those funds are defined in Education Code §51.009(a) at the close of the fiscal year ending August 31, 2015, including balances in their local revolving funds at that time, and the income to said funds during the fiscal years beginning September 1, 2015 and 2016, are hereby appropriated for the operation, maintenance, and improvement of the respective state institutions. Institutional funds, as those funds are defined in Education Code §51.009(b), shall be expended as authorized by the laws governing the use of the funds, and unless specifically included or identified, are exempt from the Article III and IX Special Provisions of this Act.

All local funds shall be subject to the special and general provisions of Articles III and IX except where certain local funds are specifically exempted from these provisions by a provision herein or by specific statutory authority.

Sec. 3. Definition of Terms. 1. As used in this Act, the term "general academic institutions" shall mean only the following institutions:

- The University of Texas at Arlington
- The University of Texas at Austin
- The University of Texas at Dallas
- The University of Texas at El Paso
- The University of Texas Rio Grande Valley
- The University of Texas of the Permian Basin
- The University of Texas at San Antonio
- The University of Texas at Tyler
- Texas A&M University
- Texas A&M University at Galveston
- Prairie View A&M University
- Tarleton State University
- Texas A&M University - Central Texas
- Texas A&M University - Corpus Christi
- Texas A&M University - Kingsville
- Texas A&M University - San Antonio
- Texas A&M International University
- West Texas A&M University
- Texas A&M University - Commerce
- Texas A&M University - Texarkana
- University of Houston
- University of Houston - Clear Lake
- University of Houston - Downtown
- University of Houston - Victoria
- Midwestern State University
- University of North Texas
- University of North Texas at Dallas
- Stephen F. Austin State University

SPECIAL PROVISIONS RELATING ONLY TO STATE AGENCIES OF HIGHER EDUCATION

(Continued)

Texas Southern University
Texas Tech University
Texas Woman's University
Angelo State University
Lamar University
Lamar Institute of Technology
Lamar State College - Orange
Lamar State College - Port Arthur
Sam Houston State University
Texas State University
Sul Ross State University, including:
Sul Ross State University Rio Grande College

2. As used in this Act, the term "health related institutions" shall mean only the following institutions:

The University of Texas Southwestern Medical Center
The University of Texas Medical Branch at Galveston
The University of Texas Health Science Center at Houston
The University of Texas Health Science Center at San Antonio
The University of Texas M.D. Anderson Cancer Center
The University of Texas Health Science Center at Tyler
Texas A&M University System Health Science Center
University of North Texas Health Science Center
Texas Tech University Health Sciences Center
Texas Tech University Health Sciences Center at El Paso

3. "Educational and General Funds" are those funds defined in Education Code §51.009(c) and General Revenue Fund appropriations.

Sec. 4. Transfer Provisions.

1. **Intercomponent Transfers.** With the approval of the respective governing board, appropriation transfers may be made among medically-related components and their associated system administration, among academic component institutions and their associated system administration, and among component technical colleges controlled by the board, and within each institution, transfers may be made between informational items of appropriation for the general academic institutions, health centers, health science centers, medical education programs, and technical colleges regardless of whether the informational items are general revenue or local funds in character. Transfers may not be made from medically-related components to academic components or from academic components to medically-related components except that transfers may be made from schools of nursing, pharmacy, and allied health in academic components to medically-related components and from medically-related components into the health-related programs listed above in academic components. Transfers may not be made into the informational items setting the salary rate for the president, chancellor, or for any other line-item salary shown. Nothing in this section shall authorize the transfer of appropriations from Texas A&M University System Agencies to Texas A&M University.
2. **Health to Academic Intercomponent Transfers with LBB Prior Approval.** As an exception to the provisions in Subsection 1, transfers may be made with prior approval of the Governor and Legislative Budget Board from medically-related components to general academic institutions if it does not diminish the academic programs of the medically-related component or result in increased fees to patients at the component. The systems shall furnish whatever documentation may be required by the Governor and Legislative Budget Board to assure these conditions are met.
3. **Revenue Enhancement and Transfer Notification.** The University of Texas System shall enhance local funds revenue to reduce the need for general revenue funds. The University of Texas System shall give 30 days notice to the Legislative Budget Board and Governor prior to transferring local funds from any System hospital. Furthermore, notwithstanding the provisions of subsections 1 and 2 above, The University of Texas System Board of Regents shall not transfer funds from health institutions delivering patient care if such a transfer would result in a decrease in the quality or amount of indigent patient care offered by the affected institution.

SPECIAL PROVISIONS RELATING ONLY TO STATE AGENCIES OF HIGHER EDUCATION

(Continued)

4. **Reporting of Transfers.** Any transfers made pursuant to Subsections 1, 2, and 3, whether general revenue or local funds in nature, shall be reported in the Legislative Appropriations Request for the biennium beginning September 1, 2017.
5. **Tuition Revenue Bond and Revenue Bond Transfers.** Notwithstanding the other provisions of this act, transfers are not prohibited to the extent they are required to comply with proceedings authorizing bonds or other obligations now outstanding or hereafter issued pursuant to law.

Sec. 5. Salary and Benefit Provisions.

1. **Prorated Salaries Authorized.** Any employees who distribute their time and duties between general administration, instruction, organized activities related to instruction, and the management of auxiliary enterprises may receive their total salary payments in proportionate parts from such activities and from the appropriated or available funds therefore.
2. **President Salaries.** Out of the educational and general funds appropriated to the general academic institutions, community colleges, health centers, health science centers, and medical education programs, an amount not to exceed \$65,945 in fiscal year 2016 and \$65,945 in fiscal year 2017 may be expended for the salary of a president. All presidents may receive in addition to the above amounts a house, utilities, and/or supplement from institutional funds. If a house owned by the institution, center, or program is not available, an amount not to exceed \$7,200 per year from the appropriation to the institution, center, or program, and additional amounts from institutional funds where required, may be provided in lieu of house and utilities.
3. **Chancellor Salaries.** Out of the funds appropriated, transferred, or contracted to the system offices and community colleges, an amount not to exceed \$70,231 in fiscal year 2016 and \$70,231 in fiscal year 2017 may be expended for the salary for a chancellor. All chancellors may receive in addition to the above amounts a house, utilities, and/or supplement from institutional funds. If a system owned house is not available, an amount not to exceed \$7,200 per year from the system office appropriation and additional amounts from private and institutional funds where required may be provided in lieu of house and utilities.
4. **Merit Authorization.** It is expressly provided that institutional administrators may grant merit salary increases to employees whose job performance and productivity is consistently above that normally expected or required.
5. **Merit Requirement for Faculty and Faculty Equivalent Employees of Institutions and Agencies of Higher Education.** Notwithstanding any other provisions of this Act, salary increases for faculty or faculty equivalent employees of institutions of higher education shall be awarded on the basis of merit and performance in accepted activities. This shall not be interpreted so as to preclude salary adjustment designed to avoid salary inequities.
6. **Group Insurance Premiums.** For the biennium ending August 31, 2017, there is hereby appropriated such amounts, from local funds or educational and general income available to institutions of higher education, as may be necessary to pay the proportional share of the State's contributions for Staff Group Health Insurance Premiums. Funds appropriated by this subsection may be transferred by those institutions not retaining separate insurance programs to the Employees Retirement System at appropriate intervals to pay the proportional share of the group insurance premiums.
7. **Administrative Accountability**
 - a. In each state fiscal year of the biennium, an institution of higher education, including a system office, may not spend funds appropriated to the institution by this Act unless, not later than December 1, the institution submits to the Legislative Budget Board, the chair of the House Appropriations Committee, and the chair of the Senate Finance Committee a report that includes the total number of persons holding high-ranking administrative positions at the institution.
 - b. For purposes of subsection (a), "high-ranking administrative position" includes the following positions:

SPECIAL PROVISIONS RELATING ONLY TO STATE AGENCIES OF HIGHER EDUCATION

(Continued)

- (1) chancellor;
 - (2) vice chancellor;
 - (3) associate chancellor;
 - (4) assistant chancellor;
 - (5) president;
 - (6) vice president;
 - (7) associate vice president;
 - (8) assistant vice president;
 - (9) dean;
 - (10) associate dean;
 - (11) assistant dean; and
 - (12) any other administrative position having similar responsibilities to the other positions listed in this subsection.
- c. A report submitted under subsection (a) must:
- (1) be in a form prescribed by the Legislative Budget Board;
 - (2) include the name, salary, and total value of nonsalary benefits for each person holding a high administrative position at the institution; and
 - (3) include the percentage salary increase for each person holding a high-ranking administrative position at the institution who occupies the same position during the current fiscal year as during the preceding fiscal year.
- d. Not later than the seventh day after the date an institution of higher education submits the report required by subsection (a), the institution shall make a copy of the report available for public inspection in the library of the institution.

Sec. 6. Expenditure Provisions. The expenditure of the appropriations made in this Article or authorized in law for institutions of higher education, except bequests and gifts specifically designated to be in some manner handled otherwise, shall be subject to the provisions of this section which follow and with exceptions only as specifically noted:

1. **Annual Operating Budgets Required.** It is expressly provided that the governing board of each of the institutions of higher education named herein shall approve on or before September 1, 2015 and 2016, an itemized budget covering the operation of the ensuing fiscal year, which budget shall be prepared within the limits of the revenue available. Each institution's operating budget shall contain a section(s) which provides budget amounts and the method of finance for each listed informational item of appropriated funds contained in this Act. A copy of each budget, and any subsequent amendments thereto, shall be filed with the Legislative Reference Library and the institution's general library to be available for public inspection. Copies of each budget shall also be filed with the Legislative Budget Board, the Governor, and the Texas Higher Education Coordinating Board by December 1 of each fiscal year.
2. **Clearing Accounts.** At their option, the institutions may use their local depository bank account in lieu of the special clearing account, authorized by Education Code, §51.008(b), provided that the general requirements set out in therein, for deposits and transfers to the state treasury, are complied with.
3. **Revolving Funds.**
 - a. Each institution affected by this section, at its option, is hereby authorized to maintain a revolving fund to facilitate the payment of nominal expenses and to pay bills within cash discount periods. The institutions may use the revolving fund for regular monthly payrolls as well as for weekly and special payrolls. Disbursements from the revolving funds are to be reimbursed from respective items of educational and general appropriation made herein, the Comptroller of Public Accounts being hereby authorized to make such reimbursements on claims filed with her by the institutions under her regularly prescribed procedures except that one voucher and one warrant may cover any number of claims for this purpose. These reimbursement claims shall meet the same requirements as other claims against state appropriations, and each institution shall prepare such a reimbursement claim as at the close

**SPECIAL PROVISIONS RELATING ONLY TO
STATE AGENCIES OF HIGHER EDUCATION**

(Continued)

- b. The systems and institutions whose governing boards and component units are subject to the above are authorized to establish the following accounts:
- Texas A&M University System Central Services Account
The University of Texas System Central Services Account
University of Houston System Central Services Account
Texas Tech University System Central Services Account
University of North Texas System Central Services Account
Texas State University System Central Services Account
- c. Travel expense incurred by a person employed by one unit of an above system or institution in connection with service to the other units may be reimbursed by the unit for which such services are performed or proportionately if more than one such unit is involved.
7. **Utility Revolving Funds.** The governing boards of Texas Woman's University, West Texas A&M University, all components of the University of Houston System, Texas State University System, Texas Tech University System, University of North Texas System, and The University of Texas System are authorized to use appropriated funds, except funds expressly identified for salaries, to make payments of debt service and other payments in connection with utility plant revenue bonds and utility plant operation and maintenance expenses, and/or to reimburse any revolving fund now or hereafter established in connection with providing utility services to any building or facility of the college or university, in accordance with the general principles established in Education Code, §55.11, and the creation and maintenance of any such revolving fund is hereby authorized.
8. **Appropriation Expenditure Authorization.**
- a. The educational and general appropriations made in this Act to the general academic teaching institutions, health related institutions, and Texas State Technical College may be expended for the following purposes, including, but not limited to: Instruction; Research; Public Service; Academic Support; Student Services; Institutional Support; Operation and Maintenance of Plant; Scholarships; Staff Benefits; Organized Activities; and Patient Care. Major repairs and rehabilitation of buildings and facilities may be purchased from appropriated funds, but may not be purchased from general revenue funds that are not expressly identified or allocated for such purposes.
- b. No educational and general funds appropriated to any institution or agency named in this article may be expended on auxiliary enterprises, unless specifically authorized in this Act.
9. **Tuition Revenue Bonds and Revenue Bonds.** Funds clearly identified in separate informational strategies to the general academic teaching institutions and health sciences centers for revenue or tuition revenue bond retirement may be expended only to reimburse institutions or centers for debt retirement authorized by Education Code §55.17 through §55.17721 and §55.19 and any additional authorization enacted by the Eighty-fourth Legislature. Any funds in excess of the amount expended for regularly scheduled principal and interest for debt service reimbursements due each year shall be lapsed to the General Revenue Fund at the end of each fiscal year. Funds may be used for bond and commercial paper debt service payments, which can include principal, interest and fees.

Sec. 7. Recruitment of Students. No funds appropriated by this Act may be expended for travel expenses incurred outside the boundaries of the State of Texas for the purpose of direct recruitment of students.

Sec. 8. Television Stations Prohibited. None of the educational and general funds appropriated in this Article may be expended for the acquisition, construction, or operation of television transmitter stations; provided, however, this prohibition shall not be construed so as to prevent the institutions of higher education named in this Article from using closed-circuit television for purely instructional purposes, or to prevent institutions with existing public broadcasting or transmitter stations to use them for educational purposes, or to prevent the continuance of operating arrangements with existing transmitter stations for purely educational purposes; or to prevent cooperative arrangements with public broadcast stations.

SPECIAL PROVISIONS RELATING ONLY TO STATE AGENCIES OF HIGHER EDUCATION

(Continued)

Sec. 9. Intercollegiate Athletics. The special and general provisions of Articles III and IX of this Act shall not apply to intercollegiate athletics. The governing boards of the respective institutions of higher education shall use the appropriations in this Act to make such necessary rules and adjustments as may be deemed advisable for the management and operation of such activities; however, no funds under control of intercollegiate athletics may be used to purchase alcoholic beverages; no educational and general funds appropriated may be used for the operation of intercollegiate athletics; such rules and adjustments shall be designed to complement the rules applicable to other departments of the respective institution; and finally, such rules and adjustments shall specifically prohibit violation of National Collegiate Athletic Association (NCAA) or other governing body rules with respect to recruitment of athletes.

Sec. 10. Prohibition Against Additional Museums. None of the educational and general funds appropriated in this Article shall be used for establishing additional museums or for the maintenance and operation of museums unless the language of this Act or of other acts and resolutions of the Legislature specifically authorizes such use of educational and general funds. As an exception to this provision, in order to encourage and promote gifts, grants, or donations to institutions of higher education, it is specifically provided that an institution which receives such gifts, grants, or donations for the construction or establishment of a museum, which is added to an institution's building inventory after September 1, 1997, may use educational and general funds appropriated by this Article for the maintenance and operation of such a museum. This exception applies only to the authority to spend appropriated funds for these purposes; such museum space shall not be included in formula calculations for purposes of determining the amounts of appropriations due for maintenance or operations of institutional facilities.

Sec. 11. Method of Financing Scholarships.

1. Out of the funds identified by this Article in the informational items described as "Other Educational and General Income," the respective governing boards of the general academic teaching institutions and of the health centers, health science centers, or technical colleges may allocate and expend the actual receipts in such informational item for student scholarships pursuant to the provisions of Education Code §56.031 to §56.039, cited as the Texas Public Educational Grants Program.
2. Copies of such approved allocations together with copies of rules and regulations adopted by the respective governing boards concerning the award of such scholarships shall be filed with the Coordinating Board and with the Comptroller prior to the disbursement of any moneys for scholarships. Copies of any subsequent changes in such allocations or rules shall be similarly filed with the Coordinating Board and with the Comptroller.
3. No educational and general funds appropriated in this Act for scholarships to institutions of higher education may be used to provide athletic scholarships.
4. Out of the additional funds appropriated for the 2016-17 biennium for the informational strategy described as "Scholarships," the respective governing boards shall allocate and expend such funds for need-based student scholarships regardless of the race, sex, color, or ethnicity of the student recipient.

Sec. 12. Use of Educational and General Funds for Alumni Activities Prohibited. None of the educational and general funds appropriated by this Article may be expended by institutions of higher education for the support or maintenance of alumni organizations or activities.

Sec. 13. Limitation of Nonresident Enrollment in Certain State-supported Professional Schools.

1. None of the funds appropriated by this Act may be expended for the establishment, operation, or maintenance, or for the payment of any salaries to the employees in, any wholly or partially state-supported medical, dental, or law school which: (a) imposes a limitation on the number of students that it admits, (b) in an academic semester denies admission to one or more Texas residents who apply for admission and who reasonably demonstrate that they are probably capable of doing the quality of work that is necessary to obtain the usual degree awarded by such school, and (c) in the same academic semester admits, as either class, nonresidents of the State of Texas in a number greater than 10 percent of the class of which such nonresidents are a part. Limitation of nonresident enrollment at The University of Texas Law School, Texas Tech University School of Law, and the University of Houston Law Center may be increased to 35 percent of the class of

SPECIAL PROVISIONS RELATING ONLY TO STATE AGENCIES OF HIGHER EDUCATION

(Continued)

which nonresidents are a part provided that the admission of such nonresident students is on the basis of academic merit alone. By the provisions of this paragraph it is intended to withhold funds appropriated by this Act from state-supported medical, dental, and law schools which limit their enrollments and which fill more than 10 percent of their classes with non-resident students in the case of medical and dental schools, and 35 percent in the case of The University of Texas Law School, Texas Tech University Law School, and the University of Houston Law Center, when the result of admitting a nonresident denies admission to a qualified Texas applicant. This provision shall not apply to the funds appropriated to the Coordinating Board for the funding of Baylor College of Medicine or to funds appropriated for tuition equalization grants for students attending private colleges.

2. In addition, The University of Texas Southwestern Medical Center may admit up to 25 competitively recruited medical students in each entering class for a specialized six-year program of clinical and research training designed to lead to the MD and PhD degrees irrespective of whether those students are Texas residents.
3. Texas medical schools may enroll up to 6 competitively recruited medical students, who already possess the DDS degree, in each second year medical school class for a specialized six-year program in oral and maxillofacial surgery comprised of the last three years of medical school and a three year residency program irrespective of whether those students are Texas residents.

Sec. 14. Off-campus Instruction. General academic institutions may use the funds appropriated in this Act to teach courses off campus with the following restrictions:

1. At the conclusion of each fiscal year, the Coordinating Board shall file a report with the Governor and the Legislative Budget Board on all general academic institutions concerning off-campus semester credit hours for that fiscal year.
2. Semester credit hours generated at upper level centers authorized by the Legislature or by the Coordinating Board, as well as at Prairie View A&M University's Houston nursing program and Texas Woman's University nursing programs in Dallas and Houston, are not considered to be off-campus.
3. All courses taught off campus must be taught by a regular faculty member or administrator who is employed at least half-time on the main campus of the institution. The Commissioner of Higher Education may waive this requirement in special cases where institutions can justify the use of a uniquely qualified individual. Allied health and vocational instructors are exempted from this requirement.

Sec. 15. Tuition and Other Educational and General Local Fee Collection. No institution of higher education shall receive appropriations through formula funding in this Act unless it collects from each student whose semester credit hours are to be included in formula funding calculations all tuition and all fees in accordance with the installment tuition and fee payment plan provided for by the Education Code, (Chapter 54, as amended) on or before the end of the 20th class day for each regular semester and the 15th class day for each summer session. Valid contracts with the United States Government for instruction of eligible military personnel and valid contracts with private business and public service-type organizations or institutions such as hospitals may be considered as collections thereunder but subject to adjustments after final payment thereof. Financial aid awards processed by the financial aid office but not yet issued to the student may be considered as collections thereunder but subject to adjustments after final payment thereof.

Sec. 16. Compliance with Uniform Recruitment and Retention Strategy. Institutions of higher education shall use the appropriations in this Act to give top priority and consideration to compliance with the spirit and mandates of the Uniform Recruitment and Retention Strategy.

Sec. 17. Formula Variable and Educational and General Income Audits. The Texas Higher Education Coordinating Board in consultation with the State Auditor's Office and the Legislative Budget Board shall clearly define all variables used by the Eighty-fourth Legislature in arriving at formula appropriations for fiscal years 2016 and 2017. According to an audit plan developed in consultation with the Coordinating Board and Legislative Budget Board, all variables of selected formulas used in making fiscal years 2016 and 2017 formula appropriations are subject to audit by the State Auditor. The State Auditor shall report any differences from data submitted by the institutions to the Coordinating Board, the Legislative Budget Board, and the Governor. The Coordinating Board shall

SPECIAL PROVISIONS RELATING ONLY TO STATE AGENCIES OF HIGHER EDUCATION

(Continued)

then calculate a new appropriations amount for each institution that reported data in conflict with that verified by the Auditor. These calculations shall then be reported to the Legislative Budget Board, Governor, and the Comptroller of Public Accounts and may be used to revise appropriation authority accordingly. The calculation of revised appropriation amounts shall allow each institution an error rate of up to 2 percent of the biennial appropriations related to the variables audited at that institution.

In addition, components of educational and general income reported in the institutional requests for legislative appropriations for fiscal years 2016 and 2017 are subject to audit by the State Auditor.

The State Auditor may request the assistance of an institution's internal auditor in performing the audits described in this section.

Sec. 18. System Offices Funding Authorized. Educational and general funds appropriated to components of The University of Texas, Texas A&M University, University of Houston, Texas Tech University, University of North Texas, Texas State University System, and Texas State Technical College Systems may be transferred or contracted to system offices to provide support for coordination, administration, and other related services.

Sec. 19. Annual Reports of Health Related Institutions Practice Plans. As a limitation and restriction upon appropriations made by this Act, all agencies that have a public health related institution covered under Article III shall not expend funds after a period of 120 days following the close of the fiscal year, unless there has been filed with the Governor, the State Auditor, the Legislative Budget Board, the Legislative Reference Library, and the Comptroller of Public Accounts an annual report as of August 31 of the preceding fiscal year showing the use of practice plan funds. The annual report shall conform to a uniform reporting system developed by the State Auditor's Office for all financial data concerning the health related institutions practice plans.

Sec. 20. Self-insurance Funds. Any funds of an institution of higher education used for or allocated to a self-insurance fund authorized by Government Code §2259.001 for a risk otherwise insurable by the institution of higher education shall be treated by the Comptroller of Public Accounts as an expenditure of the respective funds. The self-insurance funds so created shall be considered designated funds as that term is used in §51.008(b) of the Education Code. Any self-insurance fund reserves so created shall not exceed in amount the maximum value determined to be actuarially sound for each such self-insurance program.

Sec. 21. Uncompensated Care Reporting Requirement. The public health-related institutions shall use the appropriations in this Act to include in their biennial legislative appropriations request information including the actual amount of uncompensated care provided through each institution's respective physician practice plan, and if applicable, hospital or clinic using the uncompensated care reporting requirement established by the Health and Human Services Commission.

Uncompensated care includes the unreimbursed costs for the uninsured (those with no source of third party insurance) and the underinsured (those with insurance who after contractual adjustment and third party payments have a responsibility to pay for an amount they are unable to pay). Uncompensated care also includes the unreimbursed cost from governmental sponsored health programs. To calculate uncompensated care, charges will be converted to costs by application of a standard, auditable ratio of cost to charge and providers will recognize appropriate patient specific funding and lump sum funding available to offset costs. Any amounts received by the Physician Practice Plan from Upper Payment Limit shall be counted as payments received for uncompensated care.

Sec. 22. County Indigent Care Contracts.

1. **Contracts Required.** It is the intent of the Legislature that all institutions of higher education providing indigent health care contract with relevant counties in their service area to recover the costs associated with treating those counties' indigent patients.
2. **County Indigent Care Contracts Reporting.** The University of Texas Medical Branch at Galveston, The University of Texas M.D. Anderson Cancer Center, and The University of Texas Health Science Center at Tyler shall submit to the Legislative Budget Board and the Governor at the end of each fiscal year a list of counties whose indigent residents have been served by each institution; the total amount of reimbursement received by each institution from each county pursuant to the Indigent Health Care and Treatment Act; and the total cost, by county, of services provided by each institution for which counties are liable pursuant to the Indigent Health Care and

**SPECIAL PROVISIONS RELATING ONLY TO
STATE AGENCIES OF HIGHER EDUCATION**

(Continued)

Treatment Act. In addition, each institution shall report annually (no later than December 1st) to the Legislative Budget Board and Governor on the status of contract agreements or negotiations with each county whose indigent residents have been served by the institution.

Sec. 23. Ethics Policy.

1. None of the funds appropriated by this Act may be expended by an institution of higher education until its governing board has filed with the Texas Higher Education Coordinating Board an ethics policy which has been adopted by the board of regents. The ethics policy shall apply to the board of regents and its staff, the administration, staff, and faculty of the institutions under the board's governance.
2. The ethics policy adopted by each board of regents shall include specific provisions regarding sexual harassment.

Sec. 24. Driscoll Children's Hospital. No funds appropriated to a health-related institution of higher education shall be used to replace or duplicate the Driscoll Children's Hospital in caring for children with special health-care needs, including pediatric cardiovascular diseases, or in assuming the direct care of those children. This rider language shall not restrict the traditional referral patterns utilized by physicians to refer patients to health-related institutions.

Sec. 25. Participation in Drug Development Research Projects. A public university may not expend funds appropriated by this Act, including appropriations of grants or gifts, to conduct a drug development research protocol involving a person who is receiving mental health services under a protective custody order, pursuant to Chapter 574, Health and Safety Code. This rider is not intended to limit or prohibit provisions for treatment established under §576.022, Health and Safety Code.

Sec. 26. Post Tenure Review. None of the funds appropriated by this Act may be expended by an institution of higher education until its governing board has filed with the Texas Higher Education Coordinating Board policies and procedures regarding post tenure review which have been adopted by the board of regents. Post tenure policies shall include review procedures to determine that a tenured faculty member is performing consistently at an acceptable, professional level and a mechanism whereby a faculty member is informed of any deficiencies and provided opportunities to effectively improve his or her performance.

Sec. 27. General Academic Funding. Appropriations made in this Act for formula funding for general academic institutions will consist of four formulas and supplemental items.

1. **Instruction and Operation Formula.** The Instruction and Operations Formula shall provide funding for faculty salaries, including nursing, departmental operating expense, library, instructional administration, research enhancement, student services, and institutional support. These funds are distributed on a weighted semester credit hour basis. The rate per weighted semester credit hour for the 2016-17 biennium is \$55.39 in fiscal year 2016 and fiscal year 2017.

Weighting is determined by the following matrix:

	Lower Div.	Upper Div.	Masters	Doctoral	Special Professional
Liberal Arts	1.00	1.76	4.00	10.77	
Science	1.78	3.02	7.53	20.61	
Fine Arts	1.47	2.52	6.03	7.95	
Teacher Ed	1.63	2.08	2.56	7.42	
Agriculture	2.07	2.75	7.80	11.77	
Engineering	2.38	3.52	7.10	17.98	
Home Economics	1.10	1.75	3.01	8.67	
Law					5.13
Social Services	1.68	2.05	2.93	18.18	
Library Science	1.49	1.57	3.60	12.06	
Vocational Training	1.45	2.64			
Physical Training	1.51	1.26			

**SPECIAL PROVISIONS RELATING ONLY TO
STATE AGENCIES OF HIGHER EDUCATION**

(Continued)

Health Services	1.07	1.65	2.79	9.86	2.64
Pharmacy	1.86	5.02	28.29	35.14	4.32
Business Admin	1.19	1.88	3.39	23.92	
Optometry			37.52	55.92	7.58
Teacher Ed Practice	2.28	2.13			
Technology	2.26	2.41	3.89	5.20	
Nursing	1.72	2.11	3.34	8.99	
Developmental Ed	1.00				
Veterinary Medicine					22.03

2. **Teaching Experience Supplement.** For the 2016-17 biennium, an additional weight of 10 percent is added to lower division and upper division semester credit hours taught by tenured and tenure-track faculty. Furthermore, it is the intent of the Legislature that the weight shall increase by 10 percent per biennium, up to 50 percent.
3. **Infrastructure Support.** Funding associated with plant-related formulas and utilities shall be distributed by the infrastructure support formula which is driven by the predicted square feet for universities' educational and general activities produced by the Space Projection Model developed by the Coordinating Board. The portion of the formula related to utilities is adjusted to reflect differences in unit costs for purchased utilities, including electricity, natural gas, water and wastewater, and thermal energy. The average rate per square foot is \$5.62 in fiscal year 2016 and fiscal year 2017.
4. **Supplemental Non-formula Items.** Institutions shall receive a direct reimbursement as applicable for staff group insurance (other educational and general income portion), workers' compensation insurance, unemployment compensation insurance, public education grants, organized activities, scholarships, tuition revenue bond payments, and facility lease charges. Institutions may receive an appropriation for special items. Revenue derived from board authorized tuition would still be appropriated to the institutions levying the additional charges.
5. The General Academic Instruction and Operations and Infrastructure formulas shall incorporate the Higher Education Coordinating Board's October 2006 recommendations for mission-specific formula funding for Texas A&M University at Galveston.

These formulas and supplemental items shall be reviewed and updated by study committees appointed by the Higher Education Coordinating Board and recommended changes forwarded to the Legislature, Legislative Budget Board, and Governor by June 1, 2016.

Sec. 28. Health Related Institutions Funding. Appropriations made in this Act for formula funding for health related institutions shall consist of four formulas plus supplemental non-formula items.

1. **Instruction and Operations Support Formula.** The Instruction and Operations Support Formula shall provide funding on a per student or full time equivalent basis. Funding for each instructional program is based on the following funding weights per student, with a base value per weighted student of \$9,829 in fiscal year 2016 and fiscal year 2017:

<u>Program</u>	<u>Weight Per Student</u>
Allied Health	1.000
Biomedical Science	1.018
Nursing	1.138
Pharmacy	1.670
Public Health	1.721
Dental	4.601
Medical	4.753

Instructional programs at remote locations and the main campus at The University of Texas Health Science Center at Tyler with enrollments of less than 200 students at individual campuses shall receive additional funding to compensate for the diseconomies of scale. The minimum formula shall generate additional funding per student, on a sliding scale, with programs with small enrollments receiving more additional funding per student.

SPECIAL PROVISIONS RELATING ONLY TO STATE AGENCIES OF HIGHER EDUCATION

(Continued)

2. **Infrastructure Support Formula.** Funding to the health-related institutions for plant support and utilities shall be distributed by the infrastructure support formula which is driven by the predicted square feet for the health related institutions produced by the Space Projection Model developed by the Texas Higher Education Coordinating Board. The rate per square foot is \$6.65 in fiscal year 2016 and fiscal year 2017 for all health related institutions, excluding The University of Texas M.D. Anderson Cancer Center and The University of Texas Health Science Center at Tyler. For these two institutions, the per square foot rate is \$6.26 in fiscal year 2016 and fiscal year 2017.

Because the Space Projection Model does not account for hospital space, separate infrastructure funding for hospital space at The University of Texas Medical Branch at Galveston, The University of Texas M.D. Anderson Cancer Center, and The University of Texas Health Science Center at Tyler shall be included in the total funding for hospital and center operations.

3. **Research Funding.** The health-related institutions shall retain 100 percent of indirect research costs recovered on grants. Each institution also receives research enhancement funding of \$1,412,500 plus 1.23 percent in fiscal year 2016 and fiscal year 2017 of its research expenditures as reported to the Texas Higher Education Coordinating Board.
4. **Research at Clinical Partners.** Research conducted by faculty of a health related institution under a contract with a clinical partner shall be considered in the formula calculations for the Research Enhancement and E&G Space Support strategies as defined under Article III, Special Provisions Relating Only To State Agencies of Higher Education, Section 28, subsection (2) Infrastructure Support Formula and Sec. 28, subsection (3) Research Funding.
5. **Graduate Medical Education Formula.** The Graduate Medical Education Formulas shall provide funding on a per medical resident basis. Funding is based on a base value of \$12,532 per medical resident in an accredited program. Appropriations for Graduate Medical Education for fiscal year 2016 and fiscal year 2017 are \$6,266 per resident.
6. **Health Related Institution Graduate Medical Education.** The funds appropriated above in each of the health related institutions bill pattern titled Graduate Medical Education (GME) shall be spent to increase the number of resident slots in the State of Texas as well as faculty costs relating to GME. In addition, each health related institution shall work with the Higher Education Coordinating Board to develop new performance measures relating to increasing the number of resident slots in the State of Texas.
7. **Supplemental Non-formula Items.** Institutions shall receive a direct reimbursement as applicable for staff group insurance, workers' compensation insurance, unemployment insurance, public education grants, medical loans, tuition revenue bond payments, and facility lease charges. Institutions may receive an appropriation for special items and hospital and clinic operations.
8. **Formula Study Committees.** These formulas shall be reviewed and updated by study committees appointed by the Texas Higher Education Coordinating Board and recommended changes forwarded to the Legislature, Legislative Budget Board, and Governor by June 1, 2016.
9. **Mission Specific Support.** The University of Texas M.D. Anderson Cancer Center and The University of Texas Health Science Center at Tyler do not provide formal medical education which qualifies for instruction support under subsection 1 above. Therefore, funding allocated to these institutions shall be based on the following criteria:
 - a. The General Revenue Operations formula funding provided to The University of Texas M.D. Anderson Cancer Center in Strategy A.2.1, Cancer Center Operations, shall be based on the total number of Texas cancer patients served at The University of Texas M. D. Anderson Cancer Center. General Revenue appropriations for fiscal year 2016 and 2017 shall be based on the number of total Texas cancer patients served in 2014. The rate per patient shall be \$1,877 in fiscal year 2016 and fiscal year 2017 for Strategy A.2.1, Cancer Center Operations. For formula funding purposes, the amount of growth in total funding from one biennium to another may not exceed the average growth in funding for Health Related Institutions in the Instruction and Operations formula for the current biennium.

SPECIAL PROVISIONS RELATING ONLY TO STATE AGENCIES OF HIGHER EDUCATION

(Continued)

- b. The University of Texas Health Science Center at Tyler has a statutory mission to conduct research, develop diagnostic and treatment techniques, provide training and teaching programs, and provide diagnosis and treatment of inpatients and outpatients with pulmonary, respiratory and other diseases of the chest. General Revenue funds appropriated to The University of Texas Health Science Center at Tyler in Strategy A.1.2, Chest Disease Center Operations, shall be based on the number of cases in which disease diagnoses are treated by The University of Texas Health Science Center at Tyler. General Revenue appropriations for fiscal year 2016 and 2017 shall be based on the number of such cases treated in fiscal year 2014. The rate per case for fiscal year 2016 and 2017 shall be \$215. For formula funding purposes, the amount of growth in total funding from one biennium to another may not exceed the average growth in funding for Health Related Institutions in the Instruction and Operations formula for the current biennium.

- c. The University of Texas M.D. Anderson Cancer Center and The University of Texas Health Science Center at Tyler shall submit to the Legislative Budget Board, Governor, and Texas Higher Education Coordinating Board a copy of the appropriate reports discussed above and supporting documentation which provides the necessary information to calculate the formula allocations in subsections (a) and (b) above.

Sec. 29. Optional Retirement Program Differential. Included in the appropriation to institutions of higher education in this act are general revenue amounts to offset local funds used for the optional retirement program employer contributions of 6 percent of salaries for employees who were on the state payroll or who were employed by a Public Community or Junior College as of August 31, 1995. These general revenue amounts are included in the funding formulas for general academic institutions and two-year institutions and in the base funding for other institutions of higher education.

Sec. 30. Indirect Cost Recovery Earned by Texas A&M System Agencies. The Texas A&M University System agencies shall report to the Legislative Budget Board in their Legislative Appropriations Requests for the 2018-19 biennium all indirect cost recovery revenue earned on research grants and contracts including amounts collected by the Research Foundation.

Sec. 31. Fire Safety Projects at Institutions of Higher Education. Because of the urgent nature of these projects, it is the intent of the Legislature that institutions of higher education that have major fire safety projects, identified by the State Fire Marshal's Office as not meeting the requirements of the National Fire Protection Association, Life Safety Code 101, Edition, remedy the fire safety issues and complete any related construction and renovation projects as soon as practical. Institutions shall consult with the State Fire Marshal's Office and develop a time line for completion of the projects. Institutions shall implement the interim safety precautions recommended by the State Fire Marshal's Office. The State Fire Marshal shall submit periodic reports to the House Appropriations Committee and Senate Finance Committee on the progress of institutions in remedying the fire safety issues.

Institutions of higher education shall notify parents of students living in dormitories identified by the State Fire Marshal's Office. The notice shall contain information about the actions needed to rectify noncompliance and the time frame in which the institution plans to make improvements in order to comply.

Sec. 32. Funding for Physical Education Courses. No funds appropriated under this act shall be used for contact hours or semester credit hours for students who are registered solely for physical education, weight lifting, group exercises, aerobics, or related courses; have registered for the same such course more than once; and are not seeking a degree plan or certificate of completion of a course of study.

Sec. 33. Faculty Salary Increase Report. The Texas Higher Education Coordinating Board shall report the average salary increase provided to faculty at each general academic institution to the Legislative Budget Board and Governor by January 31 of each fiscal year on a form prescribed by the Texas Higher Education Coordinating Board.

Sec. 34. Endowed Chairs. Out of funds appropriated to the Texas Higher Education Coordinating Board for Baylor College of Medicine, Houston; University of Texas Health Science Center at Houston; and University of Texas Medical Branch at Galveston, each may expend up to \$1,000,000 out of funds appropriated in this Act to fund one endowed chair or professorship for spinal cord injury research.

**SPECIAL PROVISIONS RELATING ONLY TO
STATE AGENCIES OF HIGHER EDUCATION**

(Continued)

Sec. 35. Nursing School Enrollment. The Legislature encourages institutions of higher education who receive state appropriations not to reduce the number of student full-time equivalents enrolled in programs preparing students for licensure as registered nurses in state fiscal years ending August 31, 2016, and August 31, 2017, below the number of student full-time equivalents enrolled for the state fiscal year ending August 31, 2015. This provision shall not be construed as requiring any school to accept an unqualified applicant to its professional nursing program. In the event that a school falls below the required number of students enrolled in professional nursing program by more than 5 percent for the state fiscal year ending August 31, 2016, and the state fiscal year ending August 31, 2017, the school shall report to the Legislative Budget Board and the Texas Higher Education Coordinating Board the reasons for failing to meet the required enrollment.

Sec. 36. Endowed Programs. A state university that, within five years of receiving a donation, diminishes its financial support from local funds for a program created or endowed by the donor shall notify the donor in accordance with the donor agreement. If the agreement so provides, then upon application by the donor, the university shall return the donation or endowment.

Sec. 37. Student Travel Policy. Each governing board of an institution of higher education shall use the appropriations above to adopt a policy regulating travel that is undertaken by one or more students presently enrolled at the institution to reach an activity or event that is located more than 25 miles from the institution that is organized and sponsored by the institution and that is funded by the institution, and the travel is undertaken using a vehicle owned or leased by the institution or required by a student organization registered at the institution.

Sec. 38. Special Item Support. Any appropriations made to special item support strategies throughout this article are intended to supplement existing programs and may not be used to supplant funds.

Sec. 39. Informational Listing - Permanent Funds and Endowments. The following is an informational list of the amounts used to capitalize Permanent Funds and Endowments created by House Bills 1676 and 1945, Seventy-sixth Legislature, and does not make appropriations.

Permanent Health Fund for Higher Education, Fund No. 810	\$ 350,000,000
The University of Texas Health Science Center at San Antonio Endowment, Fund No. 811	\$ 200,000,000
The University of Texas M.D. Anderson Cancer Center Endowment, Fund No. 812	\$ 100,000,000
Texas Tech University Health Sciences Center Endowment (El Paso), Fund No. 820	\$ 25,000,000
The University of Texas Southwestern Medical Center Endowment, Fund No. 813	\$ 50,000,000
Texas Tech University Health Sciences Center Endowment (Other Than El Paso), Fund No. 821	\$ 25,000,000
The University of Texas Medical Branch at Galveston Endowment, Fund No. 814	\$ 25,000,000
The University of Texas Health Science Center at Houston Endowment, Fund No. 815	\$ 25,000,000
The University of Texas Health Science Center at Tyler Endowment, Fund No. 816	\$ 25,000,000
Texas A&M University System Health Science Center Endowment, Fund No. 818	\$ 25,000,000
University of North Texas Health Science Center at Fort Worth Endowment, Fund No. 819	\$ 25,000,000

**SPECIAL PROVISIONS RELATING ONLY TO
STATE AGENCIES OF HIGHER EDUCATION**

(Continued)

Permanent Endowment Fund for The University of Texas Regional Academic Health Center, Fund No. 822	\$ 20,000,000
The University of Texas at El Paso Endowment, Fund No. 817	\$ 25,000,000
Permanent Endowment Fund for the Baylor College of Medicine, Fund No. 823	\$ 25,000,000
Permanent Fund For Higher Education Nursing, Allied Health and Other Health Related Programs, Fund No. 824	\$ 45,000,000
Permanent Fund for Minority Health Research and Education, Fund No. 825	\$ 25,000,000

Sec. 40. Appropriation of Funds from the Permanent Health Fund for Higher Education.

Included in the amounts appropriated to health related institutions of higher education is an estimated appropriation based on the institution's allocation of the estimated earnings out of the Permanent Health Fund for Higher Education for each fiscal year of the biennium. Amounts available for distribution from this fund are estimated to be \$20,895,000 each fiscal year of the biennium. The funds appropriated out of the Permanent Health Fund for Higher Education shall be distributed to the institutions of higher education in accordance with Education Code §63.003 for the purpose of medical research, health education, or treatment programs.

Sec. 41. Limitation on Formula Funding Contact and Semester Credit Hours. In order to control costs and limit General Revenue formula appropriations, contact hours or semester credit hours related to a course for which a student is generating formula funding for the third time shall be excluded from being counted in the hours reported by the Higher Education Coordinating Board to the Legislative Budget Board for formula funding.

Sec. 42. Report on Real Property. Institutions of higher education shall use the appropriations above to submit to the Asset Management Division in the General Land Office the following information, as the General Land Office may require, in accordance with general law:

1. a description of each item of property by reference to a volume number and page or image number or numbers of the official public records of real property in a particular county, or if not applicable, by a legal description;
2. the date of purchase of the property, if applicable;
3. the purchase price of the property, if applicable;
4. the name of the institution holding title to the property for the state;
5. a description of the current uses of the property and of the projected future uses of the property during the next 15 years; and
6. a description of each building or other improvement located on the property.
7. If the description of real property required by this section is excessively voluminous, as in the case of parkland, the division may direct the institution in possession of the real property to furnish the description only in summary form, as agreed to by the division and the institution involved.
8. In addition, if the institution of higher education has done an appraisal on the property, the date of the appraisal and the value broken out by land and improvements should be submitted.

SPECIAL PROVISIONS RELATING ONLY TO STATE AGENCIES OF HIGHER EDUCATION

(Continued)

Sec. 43. Limitation on Use of Funds.

1. State agencies and institutions of higher education that are appropriated funds from the receipts collected pursuant to the Comprehensive Tobacco Settlement Agreement and Release in this Article shall submit a budget by November 1 of each year of the biennium to the Legislative Budget Board and the Governor. This budget shall describe the purposes and amounts for which such funds will be expended by the state agency or institution of higher education. No funds described in this budget may be expended by the state agency or institution of higher education until the Legislative Budget Board and the Governor receive the budget.
2. Authorized managers of permanent funds and endowments whose earnings are appropriated in this article shall provide a copy of year-end financial reports to the Legislative Budget Board and the Governor by November 1 of each year of the biennium. These reports should include, at a minimum, an income statement and balance sheet for each fund, and a summary of the investment return of the fund during the preceding fiscal year.

Sec. 44. Financial Information Reporting Requirement. In addition to the financial information required to be reported in accordance with §2101.011, Government Code, each university system, general academic institution, and health-related institution receiving appropriations in this Act shall continue to provide to the Higher Education Coordinating Board financial data related to the operation of each system office and institution as was reported in the 2001 annual financial report. Each system office and institution of higher education shall provide the report no later than January 1st of each year using the specific content and format prescribed by the Coordinating Board.

Sec. 45. Program to Encourage Certification to Teach Bilingual Education, English as a Second Language, or Spanish. Of the funds appropriated by this Act to the Texas Higher Education Coordinating Board, the Coordinating Board may use an amount that is not less than \$150,000 for each year of the 2016-17 biennium to develop and operate a program at the University of North Texas, University of North Texas at Dallas, Texas Woman's University, University of Texas Dallas, University of Texas Arlington, Texas A&M Commerce and DFW Tech Teach - Texas Tech University the University of North Texas at Dallas, in consultation with the university, to provide financial incentives in the form of tuition assistance, to encourage students who enroll in an educator preparation program at the university to become certified to teach bilingual education, English as a Second Language, or Spanish in school districts with high critical needs.

The program shall make awards to qualified students admitted to the Teacher Education Program in Bilingual Education. Qualified students must: 1) have demonstrated financial need, as determined by the completion of a Free Application for Federal Student Aid form and the Office of Financial Aid and Scholarships; 2) Successfully pass the State Board of Educator Certification Bilingual Target Language Proficiency Test; and 3) Maintain a minimum cumulative 3.0 GPA. The program shall submit a report not later than January 1, 2017 to the Texas Higher Education Coordinating Board detailing annual information on the following performance measures:

- Student graduation rates from the program;
- Passage rates for the Texas Examination of Education Standards Bilingual Education Supplemental exam and/or the English as a Second Language Supplemental exam; and Graduate employment data at Texas public school districts.

Sec. 46. Texas A&M University System Cost Efficiencies. The Texas A&M University System research and service agencies including Texas A&M AgriLife Research, Texas A&M AgriLife Extension Service, Engineering Experiment Station, Transportation Institute, Engineering Extension Service, Forest Service, and Veterinary Medical Diagnostic Laboratory shall use the appropriations in this Act to contract or out-source administrative functions within the research and service agencies, Texas A&M University, and/or the Texas A&M University System to use the appropriations in this Act in the most cost-effective extent with the goals of reducing administrative costs, increasing efficiencies, and capitalizing on economies of scale.

Sec. 47. Contingent Appropriations for Small Business Development Centers. Of the appropriations identified elsewhere in this Article for individual institutions' Small Business Development Center(s), the amounts listed below are contingent upon certification by the Comptroller of Public Accounts that the activities of each network of Small Business Development Centers will

**SPECIAL PROVISIONS RELATING ONLY TO
STATE AGENCIES OF HIGHER EDUCATION**

(Continued)

generate additional revenue of at least the listed amount for the network to the general revenue fund. If the amount that can be certified is less than the maximum amount appropriated, the amounts appropriated shall be reduced to be within the amounts certified.

- a. An amount not to exceed \$1,817,094 in each year of the biennium is appropriated to the network of Small Business Development Centers affiliated with the lead center hosted by the Dallas County Community College.

	<u>2016</u>	<u>2017</u>
Dallas County Community College	\$1,817,094	\$1,817,094

- b. An amount not to exceed \$1,980,562 in each year of the biennium is appropriated to the network of Small Business Development Centers affiliated with the lead center hosted by Texas Tech University in the amounts listed below.

Lead Center:	<u>2016</u>	<u>2017</u>
Texas Tech University	\$1,350,477	\$1,350,477
Affiliated Institutions		
Midwestern State University	\$149,313	\$149,313
West Texas A&M University	\$205,820	\$205,820
The University of Texas of the Permian Basin	\$153,953	\$153,953
Tarleton State University	\$121,000	\$121,000

- c. An amount not to exceed \$3,979,638 in each year of the biennium is appropriated to the network of Small Business Development Centers affiliated with the lead center hosted by the University of Houston in the amounts listed below.

Lead Center:	<u>2016</u>	<u>2017</u>
University of Houston	\$3,377,767	\$3,377,767
Affiliated Institutions		
Lamar University	\$131,910	\$131,910
Lamar State College - Port Arthur	\$231,000	\$231,000
Sam Houston State University	\$238,962	\$238,962

- d. An amount not to exceed \$5,544,821 in each year of the biennium is appropriated to the network of Small Business Development Centers affiliated with the lead center hosted by The University of Texas at San Antonio in the amounts listed below.

Lead Center:	<u>2016</u>	<u>2017</u>
The University of Texas - San Antonio	\$4,170,252	\$4,170,252
Affiliated Institutions		
Angelo State University	\$147,697	\$147,697
Sul Ross State University	\$147,253	\$147,253
Sul Ross State University - Rio Grande College	\$184,622	\$184,622
Texas State University	\$207,468	\$207,468
The University of Texas Rio Grande Valley	\$269,475	\$269,475
University of Houston - Victoria	\$236,555	\$236,555
Texas A&M International University	\$181,500	\$181,500

Sec. 48. Display and Availability of Health Information. The Legislature intends that an institution of higher education, as defined by §61.003, Education Code, that spends appropriated money to support a student health center or similar facility that displays or makes available to students pamphlets, brochures, or similar printed material relating to health issues will make available to female students copies of the current edition of the brochure published by the Department of State Health Services entitled "A Woman's Right to Know."

Sec. 49. Report Concerning Designated Tuition.

- (a) Not later than January 1, 2016, the governing board of each public institution of higher education that charges students designated tuition under §54.0513, Education Code, shall use the appropriations in the Act to report to the legislature, for the 2013-2014 and 2015-2016 academic years:

**SPECIAL PROVISIONS RELATING ONLY TO
STATE AGENCIES OF HIGHER EDUCATION**

(Continued)

- (1) the amount the institution has collected in designated tuition;
 - (2) the purposes for which the institution spent the money derived from designated tuition and the amount of that money spent for each of those purposes; and
 - (3) the amount set aside from designated tuition for resident undergraduate and graduate student assistance under §§56.011 and 56.012, Education Code and how these amounts are allocated under the following categories.
 - (a) grants
 - (b) scholarships,
 - (c) work-study programs,
 - (d) students loans,
 - (e) and student loan repayment assistance.
- (b) Reports required by this section shall be delivered to the Lieutenant Governor, the Speaker of the House, the chair of the Senate Finance Committee, the chair of the House Appropriations Committee, and the members of the Legislative Oversight Committee on Higher Education.

Sec. 50. Texas A&M System Agencies' Infrastructure Support Inside Brazos County. General Revenue funding associated with infrastructure expenses and utilities for the Texas A&M System Agencies inside Brazos County shall be determined by the infrastructure support formula as outlined in Section 28 (3). Infrastructure support for the A&M System Agencies shall be determined by multiplying the Texas A&M University rate as determined under Section 27 (3) (estimated to be \$5.62) times the square footage provided by the Space Projection Model developed by the Coordinating Board.

Sec. 51. Cancer Prevention & Research Institute of Texas Awards for 2014. The following awards were made by the Cancer Prevention and Research Institute in fiscal year 2014:

	<u>2014</u>
Baylor College of Medicine	\$ 14,762,995
Rice University	\$ 5,912,225
Texas A&M University System Health Science Center	\$ 3,299,993
Texas Tech University Health Sciences Center	\$ 5,034,190
University of North Texas Health Science Center at Fort Worth	\$ 1,387,544
The University of Texas at Austin	\$ 1,648,814
The University of Texas Health Science Center at Houston	\$ 2,044,974
The University of Texas Health Science Center at San Antonio	\$ 1,588,673
The University of Texas M.D. Anderson Cancer Center	\$ 13,838,485
The University of Texas Medical Branch at Galveston	\$ 3,231,048
The University of Texas Southwestern Medical Center	\$ 14,674,926
University of Houston	\$ 3,591,594
Total	\$ 71,015,461

**SPECIAL PROVISIONS RELATING ONLY TO
STATE AGENCIES OF HIGHER EDUCATION**

(Continued)

Sec. 52. Community College Transfer Student Reporting Requirement. All General Academic Institutions shall use their respective Education and General funds appropriated in this Act to develop and submit an annual report to the Texas Higher Education Coordinating Board (THECB) that details the institution's goals to increase the number, success, and persistence of community college transfer students as measured by THECB. The report shall assess each institution's existing academic and technical transfer pathways, identify each institution's barriers to transfer, and define emerging issues. The report shall detail institution actions to serve current and future transfer students through local and regional articulation agreements with faculty collaboration, community college program enhancements, student outreach and advising, website information development, targeted financial aid, university student success programs, and degree program alignment.

The THECB shall provide performance data by institution (application rates, admission rates, financial aid awarded, time-to-degree, and baccalaureate graduation rates) of transfer and native students by program completion at community colleges and universities during the preceding fiscal year. The THECB shall conduct a comparative analysis of the institutional reports and the performance data. The THECB shall submit an annual report to the Legislature that evaluates actions to increase the number, success, and persistence of community college transfer students and make recommendations to meet state goals.

The report shall be delivered to the House Appropriations Committee, the Senate Finance Committee, the Legislative Budget Board and the Governor by November 1 of each year.

Sec. 53. Mexican American Studies Program or Other Course Work. It is the intent of the Legislature that the governing board of each general academic institution located in one or more counties with a substantial and growing Mexican American population may establish a Mexican American studies program or other course work in Mexican American studies at the institution. For that purpose, the governing board of an institution described by this section may use a portion of the available General Revenue funds otherwise appropriated to the institution by this Act for the purpose of evaluating the demand for and feasibility of establishing a Mexican American studies program or other course work in Mexican American studies in connection with establishing and operating such a program of other course work at the institution.

Sec. 54. State Two Year Institution Funding. The Instruction and Administration Formula for the 2016-17 biennium provides funding for Community Colleges at an annual rate of \$2.69 per contact hour and funding for Lamar State Colleges at an annual rate of \$3.53 per contact hour in fiscal year 2016 and fiscal year 2017.

Sec. 55. Informational Listing-Designated Tuition. The following is an informational list of estimated gross designated tuition amounts for fiscal years 2016 and 2017 as reported in Section 2: Selected Educational, General and Other Funds of the Legislative Appropriations Request for Institutions of Higher Education.

	<u>2016</u>	<u>2017</u>
The University of Texas at Arlington	\$ 134,280,799	\$ 134,952,203
The University of Texas at Austin	333,546,958	333,546,958
The University of Texas at Dallas	170,475,075	184,113,081
The University of Texas at El Paso	74,258,951	75,001,541
The University of Texas Rio Grande Valley	83,116,477	83,116,477
The University of Texas of the Permian Basin	11,300,000	11,860,000
The University of Texas at San Antonio	99,750,196	100,747,698
The University of Texas at Tyler	27,434,377	28,257,408
Texas A&M University	260,615,480	264,254,713
Texas A&M University at Galveston	11,298,900	12,315,800
Prairie View A&M University	31,040,754	31,040,754
Tarleton State University	29,608,323	30,496,573
Texas A&M University-Central Texas	5,276,474	5,487,533
Texas A&M University-Corpus Christi	34,120,751	34,973,770
Texas A&M University-Kingsville	19,600,000	19,600,000
Texas A&M University-San Antonio	8,133,116	8,499,106
Texas A&M International University	15,002,123	15,152,144
West Texas A&M University	25,503,771	25,503,771
Texas A&M University-Commerce	26,250,000	26,250,000
Texas A&M University-Texarkana	5,056,029	5,157,149

**SPECIAL PROVISIONS RELATING ONLY TO
STATE AGENCIES OF HIGHER EDUCATION**

(Continued)

University of Houston	218,045,842	218,045,842
University of Houston-Clear Lake	32,623,924	32,623,924
University of Houston-Downtown	41,640,671	42,473,484
University of Houston-Victoria	12,993,772	12,993,772
Midwestern State University	16,741,000	17,243,254
University of North Texas System	1,232,218	1,815,901
University of North Texas	159,791,361	159,791,361
University of North Texas at Dallas	8,652,859	8,912,445
Stephen F. Austin University	57,400,000	57,400,000
Texas Southern University	42,645,144	42,645,144
Texas Tech University	143,037,276	143,037,276
Angelo State University	16,975,455	16,975,455
Texas Woman's University	47,563,724	48,990,635
Lamar University	60,000,000	60,000,000
Lamar Institute of Technology	3,700,000	3,700,000
Lamar State College-Orange	3,104,116	3,104,116
Lamar State College-Port Arthur	2,900,000	2,900,000
Sam Houston State University	74,311,230	76,540,567
Texas State University	164,275,000	169,203,000
Sul Ross State University	4,180,510	4,180,510
Sul Ross State University Rio Grande College	945,000	945,000
The University of Texas Southwestern Medical Center	13,856,871	13,856,871
The University of Texas Medical Branch at Galveston	22,363,307	22,363,307
The University of Texas Health Science Center at Houston	14,477,890	14,550,280
The University of Texas Health Science Center at San Antonio	18,500,000	18,500,000
The University of Texas M.D. Anderson Cancer Center	481,638	505,720
The University of Texas Health Science Center at Tyler	175,000	200,000
Texas A&M University System Health Science Center	6,565,000	6,630,650
University of North Texas Health Science Center at Fort Worth	11,196,872	11,420,809
Texas Tech University Health Sciences Center	20,553,088	21,375,212
Texas Tech University Health Sciences Center at El Paso	3,375,000	3,500,000
Texas State Technical College-Harlingen	4,971,479	5,095,766
Texas State Technical College-West Texas	1,227,178	1,239,449
Texas State Technical College-Marshall	939,348	948,741
Texas State Technical College-Waco	5,013,055	5,338,904
Total	\$ 2,642,123,382	\$ 2,679,644,074

Sec. 56. Federal Medicaid Funding. It is the intent of the Legislature that the health related institutions utilize their 2016-17 General Revenue appropriations to maximize Federal Medicaid funding through the Texas Health and Human Services Commission.

Sec. 57. Transfer of Appropriations for Participation in the Healthcare Transformation and Quality Improvement Waiver. Institutions of higher education are authorized to make intergovernmental transfers of funds to the Health and Human Services Commission to provide the non-federal share of uncompensated care or delivery system reform incentive payments under the Healthcare Transformation and Quality Improvement Waiver.

Sec. 58. Diversity of Student Body at National Research Universities. It is the intent of the legislature that, in expending funds appropriated by this Act and to the extent permitted by law, The University of Texas at Austin and Texas A&M University make a good faith effort to improve the racial diversity of the university's student body.

Sec. 59. Network Access Improvement Program Annual Report. The Public Health Related Institutions and the Texas Higher Education Coordinating Board (THECB), reporting for Baylor College of Medicine, and a family practice, primary care, or other residency program participating through THECB, shall submit an annual report on the clients and services provided through the Network Access Improvement Program (NAIP) to the Governor and the Legislative Budget Board no later than December 1st of each fiscal year. The report shall include the following items provided with the funding received through NAIP:

**SPECIAL PROVISIONS RELATING ONLY TO
STATE AGENCIES OF HIGHER EDUCATION**

(Continued)

- (1) average monthly Medicaid clients served;
- (2) average monthly Medicaid encounters;
- (3) average monthly Children's Health Insurance Program (CHIP) clients served; and
- (4) average monthly CHIP encounters.

Sec. 60. Texas Collegiate License Plate Scholarships. The funds provided to the Texas Collegiate License Plate Scholarships program are appropriated in accordance with Transportation Code §504.615 to provide scholarships for students who demonstrate a need for financial assistance. Any balances on hand at the end of fiscal year 2016 may be carried over to fiscal year 2017 and such funds are appropriated for fiscal year 2017 for the same purpose.

In addition to educational and general funds amounts appropriated by this Act, all unexpended balances that may exist and all receipts deposited in the state treasury during the biennium beginning September 1, 2015, to the credit of the institutions of higher education as provided by VTCA, Transportation Code §504.615, estimated to be \$434,611 in fiscal year 2016 and \$434,611 in fiscal year 2017, are appropriated for that period to the institution of higher education for which the receipts are credited for the purpose of providing scholarships for students who demonstrate a need for financial assistance.

The following is a list of estimated collegiate license plate revenue amounts¹ for fiscal years 2016 and 2017.

	<u>2016</u>	<u>2017</u>
The University of Texas at Arlington	\$ 2,363	\$ 2,363
The University of Texas at Austin	108,709	108,709
The University of Texas at El Paso	3,533	3,533
The University of Texas at San Antonio	44	44
The University of Texas M.D. Anderson Cancer Center	2,164	2,164
Texas A&M University	165,000	165,000
Prairie View A&M University	10,110	10,110
Tarleton State University	55	55
Texas A&M University-Kingsville	3,000	3,000
West Texas A&M University	2,125	2,125
Texas A&M University-Commerce	1,197	1,197
University of Houston System	11,238	11,238
University of Houston	3,349	3,349
University of Houston-Clear Lake	2,517	2,517
University of Houston-Downtown	8,186	8,186
University of Houston-Victoria	899	899
University of North Texas	7,821	7,821
Stephen F. Austin State University	7,946	7,946
Texas Southern University	3,536	3,536
Texas Tech University	71,172	71,172
Sam Houston State University	3,755	3,755
Texas State University	7,946	7,946
Sul Ross State University	7,946	7,946
 Total	 \$ 434,611	 \$ 434,611

Sec. 61. Research Funding for General Academic Institutions. Below are informational amounts related to the Texas Research University Fund and the Comprehensive Research Fund.

- 1. Texas Research University Fund.** The Texas Research University Fund shall provide funding to The University of Texas at Austin and Texas A&M University based on each institution's average research expenditures for the previous three-year period as reported to the Higher Education Coordinating Board. The amounts listed below for informational purposes are appropriated out of the General Revenue fund and the Emerging Technology Account No. 5124 elsewhere in the Act in each affected institution's "Texas Research University Fund" strategy and shall be expended to support faculty for the purpose of instructional excellence and research. Any unexpended balances as of August 31, 2016, are hereby appropriated for the same purpose for the fiscal year beginning September 1, 2016.

**SPECIAL PROVISIONS RELATING ONLY TO
STATE AGENCIES OF HIGHER EDUCATION**

(Continued)

	<u>2016</u>	<u>2017</u>
The University of Texas at Austin	\$35,803,319	\$32,109,299
Texas A&M University	\$41,734,578	\$37,428,598
Total	\$77,537,897	\$69,537,897

2. Comprehensive Research Fund. The Comprehensive Research Fund shall provide funding to promote increased research capacity at general academic institutions, excluding The University of Texas at Austin, Texas A&M University, and institutions of higher education designated as an emerging research university under the Higher Education Coordinating Board's accountability system. Funding to eligible institutions shall be allocated among institutions based on the average amount of restricted research funds expended by each institution per year for the three preceding state fiscal years as reported to the Higher Education Coordinating Board. The amounts¹ listed below for informational purposes are appropriated out of the General Revenue fund elsewhere in the Act in each affected institutions' "Comprehensive Research Fund" strategy and shall be expended for the support and maintenance of educational and general activities, including research and student services, that promote increased research capacity at the institution. Any unexpended balances as of August 31, 2016, are hereby appropriated for the same purpose for the fiscal year beginning September 1, 2016.

	<u>2016</u>	<u>2017</u>
The University of Texas of the Permian Basin	\$ 49,950	\$ 49,950
The University of Texas Rio Grande Valley	\$ 1,169,648	\$ 1,169,648
The University of Texas at Tyler	\$ 169,235	\$ 169,235
Texas A&M University at Galveston	\$ 297,347	\$ 297,347
Prairie View A&M University	\$ 824,692	\$ 824,692
Tarleton State University	\$ 534,104	\$ 534,104
Texas A&M University-Corpus Christi	\$ 1,041,937	\$ 1,041,937
Texas A&M International University	\$ 213,309	\$ 213,309
Texas A&M University-Kingsville	\$ 1,084,285	\$ 1,084,285
Texas A&M San Antonio	\$ 5,090	\$ 5,090
Texas A&M University-Commerce	\$ 144,573	\$ 144,573
Texas A&M University-Texarkana	\$ 6,488	\$ 6,488
West Texas A&M University	\$ 221,695	\$ 221,695
University of Houston-Clear Lake	\$ 104,878	\$ 104,878
University of Houston-Downtown	\$ 166,791	\$ 166,791
University of Houston-Victoria	\$ 1,316	\$ 1,316
Angelo State University	\$ 18,066	\$ 18,066
University of North Texas-Dallas	\$ 2,439	\$ 2,439
Midwestern State University	\$ 40,893	\$ 40,893
Stephen F. Austin State University	\$ 215,495	\$ 215,495
Texas Southern University	\$ 102,421	\$ 102,421
Texas Woman's University	\$ 135,042	\$ 135,042
Lamar University	\$ 211,093	\$ 211,093
Sul Ross State University	\$ 119,625	\$ 119,625
Sam Houston State University	\$ 255,781	\$ 255,781
Total	\$ 7,136,193	\$ 7,136,193

Sec. 62. Requests for Information on Appropriations Expenditures. Any public or private institution of higher education receiving funds appropriated in this Article shall provide to the Legislative Budget Board any information requested for the purpose of providing oversight on the expenditure of the appropriated funds by that institution.

Sec. 63. Emerging Research Universities Research Funding. Funding to support research at Emerging Research Universities shall consist of appropriations from two research programs.

1. Texas Research Incentive Program. Pursuant to Education Code, Sec. 62.121-62.124, the Texas Research Incentive Program shall provide matching funds to emerging research universities, designated under the Higher Education Coordinating Board's accountability system, to assist institutions in leveraging private gifts for the enhancement of research productivity. The amounts lists below for each emerging research university are for informational purposes only.

**SPECIAL PROVISIONS RELATING ONLY TO
STATE AGENCIES OF HIGHER EDUCATION**

(Continued)

	<u>2016</u>	<u>2017</u>
The University of Texas at Arlington	\$ 7,159,022	\$ 3,080,758
The University of Texas at Dallas	\$ 32,383,099	\$ 7,728,440
The University of Texas at El Paso	\$ 1,065,166	\$ 84,309
The University of Texas at San Antonio	\$ 5,249,945	\$ 981,000
University of Houston	\$ 17,594,886	\$ 4,914,838
Texas Tech University	\$ 35,008,180	\$ 12,845,864
University of North Texas	\$ 2,308,054	\$ 2,865,250
Texas State University	\$ 2,044,149	\$ 2,812,041
Total	\$ 102,812,500	\$ 35,312,500

- 2. Core Research Support:** Provides core research at the Emerging Research Universities. The amounts listed below for each institution are for informational purposes only:

	<u>2016</u>	<u>2017</u>
The University of Texas at Arlington	\$ 6,738,468	\$ 6,738,468
The University of Texas at Dallas	\$ 9,176,901	\$ 9,176,901
The University of Texas at El Paso	\$ 7,901,644	\$ 7,901,644
The University of Texas at San Antonio	\$ 5,311,001	\$ 5,311,001
University of Houston	\$ 10,887,408	\$ 10,887,408
Texas Tech University	\$ 11,339,575	\$ 11,339,575
University of North Texas	\$ 3,229,429	\$ 3,229,429
Texas State University	\$ 3,971,281	\$ 3,971,281
Total	\$ 58,555,705	\$ 58,555,705

Sec. 64. Contingency for House Bill 100.²

- (a) Contingent upon enactment of House Bill 100, or similar legislation relating to the authorization of tuition revenue bonds for institutions of higher education by the Eighty-fourth Legislature, Regular Session, \$240,000,000, is hereby appropriated out of the General Revenue fund to the Texas Higher Education Coordinating Board in fiscal year 2017 for distribution to the institutions of higher education for debt service on the authorized tuition revenue bonds.
- (b) The Texas Higher Education Coordinating Board shall present a plan for allocation of the appropriations made in subsection (a) to the Legislative Budget Board by January 1, 2016.
- (c) Appropriations made in subsection (a) may not be expended without the prior written approval of the Legislative Budget Board.
- (d) The Texas Higher Education Coordinating Board may not expend appropriations made in subsection (a) for administrative purposes.

Sec. 65. Research Funding Reporting Requirement. Each general academic institution and health related institution shall report, by December 1 of each year of the biennium, to the Legislative Budget Board and Governor, the following information:

- (a) The amount of research funds awarded to the institution in the prior fiscal year, from appropriations made elsewhere in this Act, from the following, listed individually by source of funding:
 - 1. Core Research Support;
 - 2. Texas Research University Fund;
 - 3. Comprehensive Research Fund;
 - 4. Available National Research University Fund;
 - 5. Texas Research Incentive Program;
 - 6. Governor's University Research Initiative; and the
 - 7. Cancer Prevention and Research Institute of Texas.
- (b) For each individual award granted to an institution under programs listed in Subsection (a), the amount of funding, if any, provided to an institution from an external source as a matching award amount.

**SPECIAL PROVISIONS RELATING ONLY TO
STATE AGENCIES OF HIGHER EDUCATION**

(Continued)

Sec. 66. Contingency for Senate Bill 778.³ Contingent on the enactment of Senate Bill 778 or similar legislation by the Eighty-fourth Legislature, Regular Session, relating to performance-based tuition limitations for certain public institutions of higher education, all performance measures contained within the enacted legislation shall be designated as key measures in each general academic institution's bill pattern for the 2016-17 biennium.

¹ Modified to reflect technical corrections to certain amounts in the table.

² Relevant legislation passed and was enacted. The appropriation directed by this provision has been incorporated in the bill pattern of the Higher Education Coordinating Board.

³ Relevant legislation failed to become law.

**RECAPITULATION - ARTICLE III
AGENCIES OF EDUCATION
(General Revenue)¹**

	For the Years Ending	
	August 31, 2016	August 31, 2017
Texas Education Agency	\$ 19,458,585,012	\$ 18,020,962,862
School for the Blind and Visually Impaired	14,613,971	14,413,971
School for the Deaf	17,550,537	17,490,537
Teacher Retirement System	2,002,929,038	2,046,454,786
Optional Retirement Program	130,670,819	128,087,008
Higher Education Employees Group Insurance Contributions	665,110,413	712,776,657
Higher Education Coordinating Board	764,001,834	932,360,501
Higher Education Fund	262,500,000	393,750,000
The University of Texas System Administration	9,038,063	9,037,463
The University of Texas at Arlington	105,032,456	105,438,634
The University of Texas at Austin	295,412,040	283,010,519
The University of Texas at Dallas	86,393,413	85,886,928
The University of Texas at El Paso	80,551,320	80,715,707
The University of Texas Rio Grande Valley	125,938,293	126,268,985
The University of Texas of the Permian Basin	30,034,131	30,035,102
The University of Texas at San Antonio	94,416,333	94,507,580
The University of Texas at Tyler	32,329,219	32,360,483
Texas A&M University System Administrative and General Offices	855,586	855,586
Texas A&M University	283,577,112	283,610,307
Texas A&M University at Galveston	18,226,547	18,232,517
Prairie View A&M University	47,199,035	47,212,929
Tarleton State University	38,059,655	38,150,293
Texas A&M University - Central Texas	14,869,946	14,874,224
Texas A&M University - Corpus Christi	47,091,960	46,079,130
Texas A&M University - Kingsville	38,046,193	37,422,943
Texas A&M University - San Antonio	25,134,820	25,158,008
Texas A&M International University	31,330,800	31,404,554
West Texas A&M University	31,314,973	30,981,453
Texas A&M University - Commerce	37,990,228	38,095,122
Texas A&M University - Texarkana	18,118,195	17,970,330
University of Houston System Administration	24,492,300	24,507,915
University of Houston	155,572,273	155,655,428
University of Houston - Clear Lake	29,037,109	28,977,616
University of Houston - Downtown	23,988,982	24,025,035
University of Houston - Victoria	15,363,462	15,381,525
Midwestern State University	18,462,224	18,522,721
University of North Texas System Administration	5,350,223	6,101,854
University of North Texas	108,978,512	109,227,429
University of North Texas at Dallas	14,422,415	14,423,886
Stephen F. Austin State University	39,613,693	39,732,191
Texas Southern University	51,965,959	51,603,046
Texas Tech University System Administration	1,425,000	1,425,000
Texas Tech University	153,681,025	153,823,380
Angelo State University	25,646,766	25,675,052
Texas Woman's University	48,544,875	48,675,751
Texas State University System	1,425,000	1,425,000
Lamar University	48,617,011	49,063,811
Lamar Institute of Technology	8,817,280	8,822,651
Lamar State College - Orange	7,817,147	7,816,888
Lamar State College - Port Arthur	9,559,247	9,559,762
Sam Houston State University	52,437,410	53,615,930
Texas State University	101,500,959	102,051,793
Sul Ross State University	12,631,270	12,652,740
Sul Ross State University Rio Grande College	5,024,888	5,027,041
The University of Texas Southwestern Medical Center	153,084,715	153,139,690
The University of Texas Medical Branch at Galveston	258,399,846	258,542,809
The University of Texas Health Science Center at Houston	166,678,689	166,926,864
The University of Texas Health Science Center at San Antonio	131,422,183	131,510,128

**RECAPITULATION - ARTICLE III
AGENCIES OF EDUCATION
(General Revenue)
(Continued)**

The University of Texas M.D. Anderson Cancer Center	185,159,472	185,165,133
The University of Texas Health Science Center at Tyler	45,882,979	45,884,857
Texas A&M University System Health Science Center	132,456,608	132,249,123
University of North Texas Health Science Center at Fort Worth	83,282,949	83,052,531
Texas Tech University Health Sciences Center	121,146,107	121,240,517
Texas Tech University Health Sciences Center at El Paso	63,086,161	63,097,439
Public Community/Junior Colleges	892,785,312	885,793,094
Texas State Technical College System Administration	10,801,722	10,801,722
Texas State Technical College - Harlingen	16,650,560	16,638,509
Texas State Technical College - West Texas	11,226,624	11,226,107
Texas State Technical College - Marshall	4,937,823	4,935,646
Texas State Technical College - Waco	25,466,973	25,417,038
Texas A&M AgriLife Research	56,672,679	56,672,679
Texas A&M AgriLife Extension Service	44,521,407	44,521,410
Texas A&M Engineering Experiment Station	16,274,273	21,274,274
Texas A&M Transportation Institute	9,363,410	9,363,409
Texas A&M Engineering Extension Service	7,897,670	7,897,672
Texas A&M Forest Service	33,197,745	33,197,743
Texas A&M Veterinary Medical Diagnostic Laboratory	<u>8,974,420</u>	<u>8,974,422</u>
Subtotal, Agencies of Education	<u>\$ 28,250,667,299</u>	<u>\$ 27,188,921,380</u>
Retirement and Group Insurance	33,854,450	36,624,622
Social Security and Benefit Replacement Pay	<u>227,653,811</u>	<u>236,553,502</u>
Subtotal, Employee Benefits	<u>\$ 261,508,261</u>	<u>\$ 273,178,124</u>
Bond Debt Service Payments	11,642,288	11,118,155
Lease Payments	<u>2,271,245</u>	<u>2,271,028</u>
Subtotal, Debt Service	<u>\$ 13,913,533</u>	<u>\$ 13,389,183</u>
TOTAL, ARTICLE III - AGENCIES OF EDUCATION	<u>\$ 28,526,089,093</u>	<u>\$ 27,475,488,687</u>

¹ Incorporates certain appropriation adjustments, including article-specific special provisions, and Article IX of HB 1 (Conference Committee Report), 84th Legislature, Regular Session; HB 6 and HB 7, 84th Legislature, Regular Session; other legislation enacted by the 84th Legislature which affects appropriations; non-substantive technical corrections and/or reconciling adjustments; and the Governor's vetoes. For specific adjustments, see agency bill patterns.

**RECAPITULATION - ARTICLE III
AGENCIES OF EDUCATION
(General Revenue - Dedicated)¹**

	For the Years Ending	
	August 31, 2016	August 31, 2017
Teacher Retirement System	\$ 46,177,654	\$ 48,024,760
Optional Retirement Program	33,089,028	34,412,588
Higher Education Coordinating Board	135,512,325	53,324,040
The University of Texas at Arlington	65,312,693	65,515,843
The University of Texas at Austin	117,181,597	114,895,811
The University of Texas at Dallas	61,347,226	62,339,492
The University of Texas at El Paso	28,975,512	29,155,467
The University of Texas Rio Grande Valley	35,560,570	35,646,208
The University of Texas of the Permian Basin	6,270,938	6,324,570
The University of Texas at San Antonio	47,487,883	47,920,683
The University of Texas at Tyler	9,328,506	9,401,652
Texas A&M University	119,023,719	115,829,456
Texas A&M University at Galveston	4,278,610	4,311,812
Prairie View A&M University	16,940,136	17,079,041
Tarleton State University	15,319,743	15,367,021
Texas A&M University - Central Texas	2,637,477	2,655,461
Texas A&M University - Corpus Christi	15,195,275	15,310,919
Texas A&M University - Kingsville	16,178,508	16,430,699
Texas A&M University - San Antonio	4,610,020	4,615,779
Texas A&M International University	8,172,207	8,194,252
West Texas A&M University	12,684,375	12,761,185
Texas A&M University - Commerce	16,980,738	17,077,035
Texas A&M University - Texarkana	2,336,165	2,382,966
University of Houston	78,215,338	78,973,317
University of Houston - Clear Lake	15,946,955	16,163,310
University of Houston - Downtown	17,167,010	17,275,118
University of Houston - Victoria	6,026,281	6,059,205
Midwestern State University	6,841,947	6,896,220
University of North Texas System Administration	1,204,020	1,204,868
University of North Texas	50,308,333	50,676,412
University of North Texas at Dallas	2,377,733	2,386,879
Stephen F. Austin State University	16,682,383	16,780,924
Texas Southern University	23,800,901	23,994,965
Texas Tech University	57,206,334	57,649,890
Angelo State University	8,903,535	8,994,462
Texas Woman's University	23,866,086	23,970,075
Lamar University	17,478,199	17,485,532
Lamar Institute of Technology	3,060,013	3,075,648
Lamar State College - Orange	2,152,997	2,164,533
Lamar State College - Port Arthur	1,288,993	1,291,970
Sam Houston State University	34,173,359	31,873,588
Texas State University	48,266,065	48,284,242
Sul Ross State University	2,252,124	2,260,407
Sul Ross State University Rio Grande College	927,118	928,753
The University of Texas Southwestern Medical Center	7,453,078	7,453,079
The University of Texas Medical Branch at Galveston	12,883,508	12,883,508
The University of Texas Health Science Center at Houston	21,905,165	21,905,165
The University of Texas Health Science Center at San Antonio	9,094,506	9,094,508
The University of Texas M.D. Anderson Cancer Center	833,795	833,796
The University of Texas Health Science Center at Tyler	370,777	370,777
Texas A&M University System Health Science Center	14,480,356	14,480,356
University of North Texas Health Science Center at Fort Worth	9,492,965	9,492,964
Texas Tech University Health Sciences Center	13,314,682	13,314,682
Texas Tech University Health Sciences Center at El Paso	2,039,634	2,039,635

**RECAPITULATION - ARTICLE III
AGENCIES OF EDUCATION
(General Revenue - Dedicated)
(Continued)**

Texas State Technical College System		
Administration	545,313	546,062
Texas State Technical College - Harlingen	9,407,507	9,660,030
Texas State Technical College - West Texas	2,564,508	2,592,285
Texas State Technical College - Marshall	1,668,839	1,698,818
Texas State Technical College - Waco	10,047,642	10,668,131
Texas A&M AgriLife Research	474,700	474,700
Texas A&M Engineering Experiment Station	462,043	462,043
Texas A&M Forest Service	<u>31,527,654</u>	<u>31,527,654</u>
 Subtotal, Agencies of Education	 \$ <u>1,387,313,301</u>	 \$ <u>1,306,865,251</u>
 Social Security and Benefit Replacement Pay	 <u>46,345,849</u>	 <u>48,199,683</u>
 Subtotal, Employee Benefits	 \$ <u>46,345,849</u>	 \$ <u>48,199,683</u>
 TOTAL, ARTICLE III - AGENCIES OF EDUCATION	 <u>\$ 1,433,659,150</u>	 <u>\$ 1,355,064,934</u>

¹ Incorporates certain appropriation adjustments, including article-specific special provisions, and Article IX of HB 1 (Conference Committee Report), 84th Legislature, Regular Session; HB 6 and HB 7, 84th Legislature, Regular Session; other legislation enacted by the 84th Legislature which affects appropriations; non-substantive technical corrections and/or reconciling adjustments; and the Governor's vetoes. For specific adjustments, see agency bill patterns.

**RECAPITULATION - ARTICLE III
AGENCIES OF EDUCATION
(Federal Funds)¹**

	For the Years Ending	
	August 31, 2016	August 31, 2017
	<u>2016</u>	<u>2017</u>
Texas Education Agency	\$ 5,028,581,142	\$ 5,114,263,422
School for the Blind and Visually Impaired	4,789,974	4,789,974
School for the Deaf	1,957,075	1,957,075
Higher Education Coordinating Board	32,613,346	32,613,346
Texas A&M AgriLife Research	9,245,070	9,245,070
Texas A&M AgriLife Extension Service	13,274,914	13,274,914
Texas A&M Engineering Experiment Station	44,977,328	44,977,328
Texas A&M Transportation Institute	12,257,325	12,577,652
Texas A&M Engineering Extension Service	18,710,106	18,710,106
Texas A&M Forest Service	3,359,161	3,359,161
Texas A&M Veterinary Medical Diagnostic Laboratory	<u>202,000</u>	<u>202,000</u>
Subtotal, Agencies of Education	<u>\$ 5,169,967,441</u>	<u>\$ 5,255,970,048</u>
Retirement and Group Insurance	6,318,002	6,720,100
Social Security and Benefit Replacement Pay	<u>1,766,478</u>	<u>1,771,565</u>
Subtotal, Employee Benefits	<u>\$ 8,084,480</u>	<u>\$ 8,491,665</u>
Bond Debt Service Payments	<u>155,557</u>	<u>155,557</u>
Subtotal, Debt Service	<u>\$ 155,557</u>	<u>\$ 155,557</u>
TOTAL, ARTICLE III - AGENCIES OF EDUCATION	<u>\$ 5,178,207,478</u>	<u>\$ 5,264,617,270</u>

¹ Incorporates certain appropriation adjustments, including article-specific special provisions, and Article IX of HB 1 (Conference Committee Report), 84th Legislature, Regular Session; HB 6 and HB 7, 84th Legislature, Regular Session; other legislation enacted by the 84th Legislature which affects appropriations; non-substantive technical corrections and/or reconciling adjustments; and the Governor's vetoes. For specific adjustments, see agency bill patterns.

**RECAPITULATION - ARTICLE III
AGENCIES OF EDUCATION
(Other Funds)¹**

	For the Years Ending	
	August 31, 2016	August 31, 2017
	<u>2016</u>	<u>2017</u>
Texas Education Agency	\$ 3,245,692,617	\$ 3,634,992,617
School for the Blind and Visually Impaired	4,512,900	4,512,900
School for the Deaf	8,114,431	8,114,431
Teacher Retirement System	122,573,232	80,603,019
Higher Education Coordinating Board	28,440,924	28,422,322
The University of Texas System Administration	1,194,000	1,194,000
Available University Fund	801,099,786	889,399,222
Available National Research University Fund	29,819,162	31,248,988
Permanent Fund Supporting Military and Veterans Exemptions	11,646,519	11,857,694
The University of Texas at Arlington	2,363	2,363
The University of Texas at Austin	108,709	108,709
The University of Texas at El Paso	1,496,033	1,496,033
The University of Texas Rio Grande Valley	1,447,588	1,447,588
The University of Texas at San Antonio	44	44
Texas A&M University	5,262,038	5,229,322
Prairie View A&M University	10,110	10,110
Tarleton State University	55	55
Texas A&M University - Kingsville	3,000	3,000
Texas A&M International University	137,887	137,887
West Texas A&M University	2,125	2,125
Texas A&M University - Commerce	1,197	1,197
University of Houston System Administration	11,238	11,238
University of Houston	3,349	3,349
University of Houston - Clear Lake	2,517	2,517
University of Houston - Downtown	8,186	8,186
University of Houston - Victoria	899	899
University of North Texas	7,821	7,821
Stephen F. Austin State University	7,946	7,946
Texas Southern University	3,536	3,536
Texas Tech University	71,172	71,172
Sam Houston State University	3,755	3,755
Texas State University	7,946	7,946
Sul Ross State University	7,946	7,946
The University of Texas Southwestern Medical Center	5,661,419	5,661,419
The University of Texas Medical Branch at Galveston	8,295,640	8,295,639
The University of Texas Health Science Center at Houston	3,488,064	3,488,064
The University of Texas Health Science Center at San Antonio	13,660,512	13,660,512
The University of Texas M.D. Anderson Cancer Center	8,366,071	8,366,071
The University of Texas Health Science Center at Tyler	2,801,542	2,801,542
Texas A&M University System Health Science Center	2,689,193	2,689,193
University of North Texas Health Science Center at Fort Worth	2,994,613	2,994,613
Texas Tech University Health Sciences Center	2,886,469	2,886,469
Texas Tech University Health Sciences Center at El Paso	2,772,941	2,772,941
Texas A&M AgriLife Research	6,876,253	6,876,253
Texas A&M AgriLife Extension Service	10,022,021	10,022,021
Texas A&M Engineering Experiment Station	56,981,514	56,981,514
Texas A&M Transportation Institute	38,426,281	39,613,686
Texas A&M Engineering Extension Service	49,350,119	49,350,119
Texas A&M Forest Service	597,870	597,870
Texas A&M Veterinary Medical Diagnostic Laboratory	9,616,421	9,616,421
	<u>9,616,421</u>	<u>9,616,421</u>
Subtotal, Agencies of Education	<u>\$ 4,487,187,974</u>	<u>\$ 4,925,594,284</u>

**RECAPITULATION - ARTICLE III
AGENCIES OF EDUCATION
(Other Funds)
(Continued)**

Retirement and Group Insurance	1,460,480	1,530,431
Social Security and Benefit Replacement Pay	<u>10,674,485</u>	<u>10,962,626</u>
Subtotal, Employee Benefits	<u>\$ 12,134,965</u>	<u>\$ 12,493,057</u>
Less Interagency Contracts	<u>\$ 49,829,851</u>	<u>\$ 50,583,925</u>
TOTAL, ARTICLE III - AGENCIES OF EDUCATION	<u>\$ 4,449,493,088</u>	<u>\$ 4,887,503,416</u>

¹ Incorporates certain appropriation adjustments, including article-specific special provisions, and Article IX of HB 1 (Conference Committee Report), 84th Legislature, Regular Session; HB 6 and HB 7, 84th Legislature, Regular Session; other legislation enacted by the 84th Legislature which affects appropriations; non-substantive technical corrections and/or reconciling adjustments; and the Governor's vetoes. For specific adjustments, see agency bill patterns.

**RECAPITULATION - ARTICLE III
AGENCIES OF EDUCATION
(All Funds)¹**

	For the Years Ending	
	August 31, 2016	August 31, 2017
Texas Education Agency	\$ 27,732,858,771	\$ 26,770,218,901
School for the Blind and Visually Impaired	23,916,845	23,716,845
School for the Deaf	27,622,043	27,562,043
Teacher Retirement System	2,171,679,924	2,175,082,565
Optional Retirement Program	163,759,847	162,499,596
Higher Education Employees Group Insurance Contributions	665,110,413	712,776,657
Higher Education Coordinating Board	960,568,429	1,046,720,209
Higher Education Fund	262,500,000	393,750,000
The University of Texas System Administration	10,232,063	10,231,463
Available University Fund	801,099,786	889,399,222
Available National Research University Fund	29,819,162	31,248,988
Permanent Fund Supporting Military and Veterans Exemptions	11,646,519	11,857,694
The University of Texas at Arlington	170,347,512	170,956,840
The University of Texas at Austin	412,702,346	398,015,039
The University of Texas at Dallas	147,740,639	148,226,420
The University of Texas at El Paso	111,022,865	111,367,207
The University of Texas Rio Grande Valley	162,946,451	163,362,781
The University of Texas of the Permian Basin	36,305,069	36,359,672
The University of Texas at San Antonio	141,904,260	142,428,307
The University of Texas at Tyler	41,657,725	41,762,135
Texas A&M University System Administrative and General Offices	855,586	855,586
Texas A&M University	407,862,869	404,669,085
Texas A&M University at Galveston	22,505,157	22,544,329
Prairie View A&M University	64,149,281	64,302,080
Tarleton State University	53,379,453	53,517,369
Texas A&M University - Central Texas	17,507,423	17,529,685
Texas A&M University - Corpus Christi	62,287,235	61,390,049
Texas A&M University - Kingsville	54,227,701	53,856,642
Texas A&M University - San Antonio	29,744,840	29,773,787
Texas A&M International University	39,640,894	39,736,693
West Texas A&M University	44,001,473	43,744,763
Texas A&M University - Commerce	54,972,163	55,173,354
Texas A&M University - Texarkana	20,454,360	20,353,296
University of Houston System Administration	24,503,538	24,519,153
University of Houston	233,790,960	234,632,094
University of Houston - Clear Lake	44,986,581	45,143,443
University of Houston - Downtown	41,164,178	41,308,339
University of Houston - Victoria	21,390,642	21,441,629
Midwestern State University	25,304,171	25,418,941
University of North Texas System Administration	6,554,243	7,306,722
University of North Texas	159,294,666	159,911,662
University of North Texas at Dallas	16,800,148	16,810,765
Stephen F. Austin State University	56,304,022	56,521,061
Texas Southern University	75,770,396	75,601,547
Texas Tech University System Administration	1,425,000	1,425,000
Texas Tech University	210,958,531	211,544,442
Angelo State University	34,550,301	34,669,514
Texas Woman's University	72,410,961	72,645,826
Texas State University System	1,425,000	1,425,000
Lamar University	66,095,210	66,549,343
Lamar Institute of Technology	11,877,293	11,898,299
Lamar State College - Orange	9,970,144	9,981,421
Lamar State College - Port Arthur	10,848,240	10,851,732
Sam Houston State University	86,614,524	85,493,273
Texas State University	149,774,970	150,343,981
Sul Ross State University	14,891,340	14,921,093
Sul Ross State University Rio Grande College	5,952,006	5,955,794
The University of Texas Southwestern Medical Center	166,199,212	166,254,188
The University of Texas Medical Branch at Galveston	279,578,994	279,721,956

**RECAPITULATION - ARTICLE III
AGENCIES OF EDUCATION
(All Funds)
(Continued)**

The University of Texas Health Science Center at Houston	192,071,918	192,320,093
The University of Texas Health Science Center at San Antonio	154,177,201	154,265,148
The University of Texas M.D. Anderson Cancer Center	194,359,338	194,365,000
The University of Texas Health Science Center at Tyler	49,055,298	49,057,176
Texas A&M University System Health Science Center	149,626,157	149,418,672
University of North Texas Health Science Center at Fort Worth	95,770,527	95,540,108
Texas Tech University Health Sciences Center	137,347,258	137,441,668
Texas Tech University Health Sciences Center at El Paso	67,898,736	67,910,015
Public Community/Junior Colleges	892,785,312	885,793,094
Texas State Technical College System Administration	11,347,035	11,347,784
Texas State Technical College - Harlingen	26,058,067	26,298,539
Texas State Technical College - West Texas	13,791,132	13,818,392
Texas State Technical College - Marshall	6,606,662	6,634,464
Texas State Technical College - Waco	35,514,615	36,085,169
Texas A&M AgriLife Research	73,268,702	73,268,702
Texas A&M AgriLife Extension Service	67,818,342	67,818,345
Texas A&M Engineering Experiment Station	118,695,158	123,695,159
Texas A&M Transportation Institute	60,047,016	61,554,747
Texas A&M Engineering Extension Service	75,957,895	75,957,897
Texas A&M Forest Service	68,682,430	68,682,428
Texas A&M Veterinary Medical Diagnostic Laboratory	<u>18,792,841</u>	<u>18,792,843</u>
Subtotal, Agencies of Education	<u>\$ 39,295,136,015</u>	<u>\$ 38,677,350,963</u>
Retirement and Group Insurance	41,632,932	44,875,153
Social Security and Benefit Replacement Pay	<u>286,440,623</u>	<u>297,487,376</u>
Subtotal, Employee Benefits	<u>\$ 328,073,555</u>	<u>\$ 342,362,529</u>
Bond Debt Service Payments	11,797,845	11,273,712
Lease Payments	<u>2,271,245</u>	<u>2,271,028</u>
Subtotal, Debt Service	<u>\$ 14,069,090</u>	<u>\$ 13,544,740</u>
Less Interagency Contracts	<u>\$ 49,829,851</u>	<u>\$ 50,583,925</u>
TOTAL, ARTICLE III - AGENCIES OF EDUCATION	<u>\$ 39,587,448,809</u>	<u>\$ 38,982,674,307</u>
Number of Full-Time-Equivalents (FTE)- Appropriated Funds	66,012.7	65,977.4

¹ Incorporates certain appropriation adjustments, including article-specific special provisions, and Article IX of HB 1 (Conference Committee Report), 84th Legislature, Regular Session; HB 6 and HB 7, 84th Legislature, Regular Session; other legislation enacted by the 84th Legislature which affects appropriations; non-substantive technical corrections and/or reconciling adjustments; and the Governor's vetoes. For specific adjustments, see agency bill patterns.

ARTICLE IV

THE JUDICIARY

Sec. 1. The several sums of money herein specified, or so much thereby as may be necessary, are appropriated out of any funds in the State Treasury not otherwise appropriated, or out of special funds as indicated, for the support, maintenance, or improvement of the judiciary and other judicial service units of the state.

SUPREME COURT OF TEXAS

	For the Years Ending	
	August 31, 2016	August 31, 2017
Method of Financing:		
General Revenue Fund ^{1,2}	\$ 16,059,967	\$ 15,948,068
GR Dedicated - Sexual Assault Program Account No. 5010	10,000,000	0
Federal Funds	1,596,969	1,596,969
<u>Other Funds</u>		
Judicial Fund No. 573	14,203,089	14,203,089
Appropriated Receipts	49,800	49,800
Interagency Contracts	2,500,000	2,500,000
Subtotal, Other Funds	\$ 16,752,889	\$ 16,752,889
Total, Method of Financing	\$ 44,409,825	\$ 34,297,926
 This bill pattern represents an estimated 77.2% of this agency's estimated total available funds for the biennium.		
Number of Full-Time-Equivalents (FTE):	77.0	77.0
Schedule of Exempt Positions:		
Chief Justice	\$170,500	\$170,500
Justice	(8) 168,000	(8) 168,000
Items of Appropriation:		
A. Goal: APPELLATE COURT OPERATIONS		
A.1.1. Strategy: APPELLATE COURT OPERATIONS	\$ 6,243,923	\$ 6,132,024 & UB
B. Goal: COURT PROGRAMS		
B.1.1. Strategy: BASIC CIVIL LEGAL SERVICES^{1,2}	\$ 36,453,622	\$ 26,453,623 & UB
B.1.2. Strategy: COURT IMPROVEMENT PROJECTS	\$ 1,596,969	\$ 1,596,969
B.1.3. Strategy: MULTI-DISTRICT LITIGATION	\$ 115,311	\$ 115,310
Total, Goal B: COURT PROGRAMS	\$ 38,165,902	\$ 28,165,902
Grand Total, SUPREME COURT OF TEXAS	\$ 44,409,825	\$ 34,297,926
Object-of-Expense Informational Listing:		
Salaries and Wages	\$ 6,087,357	\$ 6,087,357
Other Personnel Costs	107,000	107,000
Professional Fees and Services	8,200	8,200
Consumable Supplies	46,500	46,500
Utilities	50,500	50,500
Travel	117,000	117,000
Rent - Building	33,000	33,000
Rent - Machine and Other	45,000	45,000

SUPREME COURT OF TEXAS

(Continued)

Other Operating Expense	658,335	546,436
Grants	<u>37,256,933</u>	<u>27,256,933</u>
Total, Object-of-Expense Informational Listing	<u>\$ 44,409,825</u>	<u>\$ 34,297,926</u>

Estimated Allocations for Employee Benefits and Debt Service Appropriations Made Elsewhere in this Act:

<u>Employee Benefits</u>		
Retirement	\$ 314,970	\$ 315,992
Group Insurance	716,866	781,988
Social Security	404,239	406,260
Benefits Replacement	<u>5,786</u>	<u>5,237</u>
 Subtotal, Employee Benefits	 <u>\$ 1,441,861</u>	 <u>\$ 1,509,477</u>
 Total, Estimated Allocations for Employee Benefits and Debt Service Appropriations Made Elsewhere in this Act	 <u>\$ 1,441,861</u>	 <u>\$ 1,509,477</u>

- 1. Performance Measure Targets.** The following is a listing of the key performance target levels for the Supreme Court of Texas. It is the intent of the Legislature that appropriations made by this Act be utilized in the most efficient and effective manner possible to achieve the intended mission of the Supreme Court of Texas. In order to achieve the objectives and service standards established by this Act, the Supreme Court of Texas shall make every effort to attain the following designated key performance target levels associated with each item of appropriation.

	<u>2016</u>	<u>2017</u>
A. Goal: APPELLATE COURT OPERATIONS		
Outcome (Results/Impact):		
Disposition Rate	100%	100%
Average Number of Days since Filing of All Matters Pending in the Supreme Court	160	160
B. Goal: COURT PROGRAMS		
B.1.1. Strategy: BASIC CIVIL LEGAL SERVICES		
Output (Volume):		
The Number of BCLS Grantees Provided State Funding	26	26

- 2. Appropriation: Basic Civil Legal Services.** All unobligated and unexpended balances remaining in the Basic Civil Legal Services Account at the end of fiscal year 2015 (estimated to be \$0) and all fees deposited into the Account in Judicial Fund No. 573 are appropriated above in Strategy B.1.1, Basic Civil Legal Services, in fiscal year 2016. Any fees deposited and any unobligated and unexpended balances remaining in excess of \$13,672,839 in fiscal year 2016 and \$13,672,839 in fiscal year 2017 (estimated to be \$0) are appropriated to the Supreme Court for the same purpose.

The Supreme Court of Texas shall file a report with the Legislative Budget Board and the Governor within 90 days following February 28th and August 31st of each fiscal year showing disbursements from all funding sources for Basic Civil Legal Services, the purpose for each disbursement, and compliance with grant conditions.

- 3. Equalization.** It is the intent of the Legislature that the Supreme Court use funds appropriated above to equalize the dockets of the 14 Courts of Appeals. For the purposes of this rider equalization shall be considered achieved if the new cases filed each year per justice are equalized by 10 percent or less among all the courts of appeals. Multi-district litigation cases are exempted from this provision.
- 4. Special Masters: State Commission on Judicial Conduct.** The appropriations to the State Commission on Judicial Conduct reflect the intent of the Legislature to encourage the Supreme Court of Texas to appoint active judges rather than retired judges as special masters in formal proceedings initiated by the State Commission on Judicial Conduct under Rule 10 of the Procedural Rules for the Removal or Retirement of Judges.
- 5. Court Improvement Projects.** Federal Funds appropriated above include State Court Improvement Program (CFDA 93.586) funds in the amounts of \$1,596,969 in fiscal year 2016 and \$1,596,969 in fiscal year 2017. Out of these funds, the Supreme Court is allocated an amount estimated to be \$527,000 in fiscal year 2016 and \$527,000 in fiscal year 2017 to administer the

SUPREME COURT OF TEXAS

(Continued)

grant. Additionally, the Supreme Court shall file a report with the Legislative Budget Board and the Governor within 90 days following August 31st of each fiscal year showing disbursements, the purpose of each disbursement, and compliance with grant conditions.

- 6. Texas Young Lawyers License Plate Receipts.** Amounts appropriated above in Strategy B.1.1, Basic Civil Legal Services, include all revenue collected on or after September 1, 2015 (estimated to be \$13,000 in each fiscal year), from the sale of license plates as provided by Transportation Code §504.612 and deposited to the credit of the Judicial Fund No. 573.

Any unobligated and unexpended balances of revenues appropriated from the sale of license plates provided by Transportation Code §504.612 remaining as of August 31, 2016, are appropriated to the Supreme Court for the fiscal year beginning September 1, 2016 for this same purpose.

- 7. Supreme Court Performance Measures.** The Chief Justice of the Supreme Court of Texas shall file a report with the Legislative Budget Board and the Governor compiling data on each Justice's compliance with the Court's internal deadlines. The report shall be due no later than December 1st of each year and include data compiled from the prior fiscal year.
- 8. Appropriation: Supreme Court Support Fee, Unexpended Balance Authority Between Biennia.** Amounts appropriated above in Strategy A.1.1, Appellate Court Operations, include an amount estimated to be \$200,000 in each fiscal year from the Supreme Court Support Account in the Judicial Fund No. 573. Any unobligated and unexpended balances remaining from funds appropriated to the Supreme Court in Strategy A.1.1, Appellate Court Operations, out of the Supreme Court Support Account in the Judicial Fund No. 573 as of August 31, 2015 (estimated to be \$0) are appropriated to the Supreme Court for the fiscal year beginning September 1, 2015 for the same purpose.
- 9. Interagency Contract with Texas Veterans Commission.³** Out of amounts appropriated above in Strategy B.1.1, Basic Civil Legal Services, the court shall transfer \$750,000 in General Revenue each year through an interagency contract to the Texas Veterans Commission. The Texas Veterans Commission shall match this amount with \$750,000 from appropriations to the Texas Veterans Commission from the Fund for Veterans' Assistance Account No. 0368 in the same fiscal year. The combined \$1,500,000 each fiscal year shall be used by the Texas Veterans Commission for Veterans Treatment Court Programs.
- 10. Basic Civil Legal Services for Victims of Sexual Assault.** Amounts appropriated above in Strategy B.1.1, Basic Civil Legal Services, from General Revenue-Dedicated- Sexual Assault Program Account No. 5010 funds include \$10,000,000 in fiscal year 2016 for basic civil legal services to victims of sexual assault that may only be used for the purposes established for the Supreme Court of Texas in Government Code, §420.008 Sexual Assault Program Fund, Subsection (c)(11).
- 11. Basic Civil Legal Services for Veterans.²** Amounts appropriated above in Strategy B.1.1, Basic Civil Legal Services, include \$1,500,000 each fiscal year in General Revenue for the purpose of providing basic civil legal services to veterans and their families.

¹ Incorporates Article IX, §18.05(a), of this Act, relating to the Texas Veterans Commission and Texas Supreme Court, resulting in decreases of \$750,000 out of General Revenue Funds each fiscal year of the biennium.

² Incorporates Article IX, §18.72, of this Act, relating to basic civil legal services for veterans, resulting in increases of \$1,500,000 out of General Revenue Funds each fiscal year of the biennium.

³ Pursuant to Article IX, §18.05(d), Rider 9, Interagency Contract with Texas Veterans' Commission, has no effect.

COURT OF CRIMINAL APPEALS

	For the Years Ending	
	August 31, 2016	August 31, 2017
Method of Financing:		
General Revenue Fund	\$ 5,949,513	\$ 5,945,974

COURT OF CRIMINAL APPEALS
(Continued)

GR Dedicated - Judicial and Court Personnel Training Fund No. 540	9,781,030	9,779,755
Federal Funds	122,500	122,500
<u>Other Funds</u>		
Judicial Fund No. 573	333,251	333,251
Appropriated Receipts	4,500	4,500
Interagency Contracts	30,000	30,000
Subtotal, Other Funds	<u>\$ 367,751</u>	<u>\$ 367,751</u>
Total, Method of Financing	<u>\$ 16,220,794</u>	<u>\$ 16,215,980</u>

This bill pattern represents an estimated 100% of this agency's estimated total available funds for the biennium.

Number of Full-Time-Equivalents (FTE):	71.0	71.0
---	------	------

Schedule of Exempt Positions:

Presiding Judge	\$170,500	\$170,500
Judge	(8) 168,000	(8) 168,000

Items of Appropriation:

A. Goal: APPELLATE COURT OPERATIONS		
A.1.1. Strategy: APPELLATE COURT OPERATIONS	\$ 6,317,264	\$ 6,313,725 & UB

B. Goal: JUDICIAL EDUCATION		
B.1.1. Strategy: JUDICIAL EDUCATION	\$ 9,903,530	\$ 9,902,255 & UB

Grand Total, COURT OF CRIMINAL APPEALS	<u>\$ 16,220,794</u>	<u>\$ 16,215,980</u>
---	----------------------	----------------------

Object-of-Expense Informational Listing:

Salaries and Wages	\$ 6,186,038	\$ 6,146,038
Other Personnel Costs	126,390	127,941
Professional Fees and Services	3,861	3,861
Consumable Supplies	15,220	15,220
Utilities	3,400	3,400
Travel	68,000	48,000
Rent - Building	7,000	7,000
Rent - Machine and Other	25,201	25,201
Other Operating Expense	148,401	132,311
Grants	<u>9,637,283</u>	<u>9,707,008</u>

Total, Object-of-Expense Informational Listing	<u>\$ 16,220,794</u>	<u>\$ 16,215,980</u>
---	----------------------	----------------------

Estimated Allocations for Employee Benefits and Debt Service Appropriations Made Elsewhere in this Act:

Employee Benefits

Retirement	\$ 350,483	\$ 351,622
Group Insurance	699,864	760,941
Social Security	382,753	384,667
Benefits Replacement	<u>11,144</u>	<u>10,085</u>

Subtotal, Employee Benefits	<u>\$ 1,444,244</u>	<u>\$ 1,507,315</u>
-----------------------------	---------------------	---------------------

Total, Estimated Allocations for Employee Benefits and Debt Service Appropriations Made Elsewhere in this Act	<u>\$ 1,444,244</u>	<u>\$ 1,507,315</u>
--	---------------------	---------------------

- Performance Measure Targets.** The following is a listing of the key performance target levels for the Court of Criminal Appeals. It is the intent of the Legislature that appropriations made by this Act be utilized in the most efficient and effective manner possible to achieve the intended mission of the Court of Criminal Appeals. In order to achieve the objectives and service standards established by this Act, the Court of Criminal Appeals shall make every effort to attain the following designated key performance target levels associated with each item of appropriation.

COURT OF CRIMINAL APPEALS
(Continued)

	<u>2016</u>	<u>2017</u>
A. Goal: APPELLATE COURT OPERATIONS		
Outcome (Results/Impact):		
Disposition Rate for Petitions for Discretionary Review Which Are Granted	100%	100%
Disposition Rate for Death Penalty Cases	140%	140%
Average Time (in Days) from the Time Petitions for Discretionary Review Are Granted until Disposition	281	281
Average Time from Time Filed to Disposition in Death Penalty Cases	685	685
B. Goal: JUDICIAL EDUCATION		
B.1.1. Strategy: JUDICIAL EDUCATION		
Output (Volume):		
Total Number of Participants Trained in Judicial Education Courses	23,312	23,312

2. Judicial Education.

- a. The Court of Criminal Appeals may assign to the Office of Court Administration or to any other agency of the Judicial Branch the necessary administrative and accounting functions for the General Revenue-Dedicated Judicial and Court Personnel Training Account No. 540 appropriation included in this Act to be performed under the direction of the Court of Criminal Appeals in compliance with Government Code, Chapter 56. To implement this provision, the Comptroller is authorized to transfer the appropriation from the Court of Criminal Appeals to the Office of Court Administration, or to any other agency of the Judicial Branch, as directed by order of the Court of Criminal Appeals.

- b. Funds appropriated above in Strategy B.1.1, Judicial Education, include a 3 percent administrative allocation estimated to be \$257,200 in fiscal year 2016 and \$263,162 in fiscal year 2017 out of General Revenue-Dedicated Judicial and Court Personnel Training Fund No. 540. All unobligated and unexpended balances in an amount not to exceed \$150,000 that are remaining from funds appropriated in Strategy B.1.1, Judicial Education, and allocated for administrative purposes as of August 31, 2016, are appropriated for the same purpose as of September 1, 2016. In addition to these amounts, \$200,000 in fiscal year 2016 and \$200,000 in fiscal year 2017 of the amounts appropriated above in Strategy B.1.1, Judicial Education, are allocated for administrative or training purposes or other purposes at the discretion of the Court of Criminal Appeals which further the objectives of Strategy B.1.1, Judicial Education. All unobligated and unexpended balances of funds appropriated to Strategy B.1.1, Judicial Education, and allocated for administrative purposes at the end of fiscal year 2015 are appropriated to Strategy B.1.1, Judicial Education, in fiscal year 2016 (not to exceed \$200,000 in General Revenue-Dedicated Judicial and Court Personnel Training Account No. 540, and included in amounts appropriated above). Any unobligated and unexpended amounts remaining from unexpended balances carried forward into fiscal year 2016 are appropriated for fiscal year 2017 for the same purpose. For the purposes of this provision, the term administration shall include administrative oversight functions, accounting and auditing functions, management studies, performance audits, and other studies initiated by the Court of Criminal Appeals or the Office of Court Administration.

- c. Funds expended by either the Court of Criminal Appeals or the Office of Court Administration, out of the appropriation made above out of the General Revenue-Dedicated Judicial and Court Personnel Training Account No. 540, for the purpose of conducting management studies, performance audits, or other studies, shall be expended only in accordance with a competitive bidding process.

3. Judicial Education: Appropriations for Certain Types of Legal Education.

- a. Out of funds appropriated above to the Court of Criminal Appeals in Strategy B.1.1, Judicial Education, from General Revenue-Dedicated Judicial and Court Personnel Training Fund No. 540:
 - (1) \$451,129 each fiscal year shall be expended for the continuing legal education of judges of county courts performing judicial functions.
 - (2) An amount not to exceed \$1,400,874 each fiscal year shall be used to contract with a statewide professional association of prosecuting attorneys and other entities to provide

COURT OF CRIMINAL APPEALS
(Continued)

continuing legal education courses, programs, and technical assistance projects for prosecutors and prosecutor office personnel.

- (3) An amount not to exceed \$1,363,387 each fiscal year shall be used to contract with a statewide professional association of criminal defense attorneys and other entities to provide continuing legal education courses, programs and technical assistance projects for criminal defense attorneys and criminal defense attorney office personnel who regularly represent indigent defendants in criminal matters.
 - (4) A minimum of \$850,000 each fiscal year shall be used to contract with training entities providing for the training and continuing legal education of the clerks and other court personnel of the appellate courts, district courts, county courts at law, county courts, justice courts, and municipal courts of this State in accordance with Government Code §74.025.
 - (5) An amount not to exceed \$350,000 each fiscal year shall be used to contract with statewide professional associations and other entities whose purposes include providing continuing legal education courses, programs, and technical assistance projects on actual innocence for criminal defense attorneys, prosecuting attorneys, judges, bailiffs, constables, warrant officers, or other persons as provided by statute.
 - (6) An amount not to exceed \$42,500 each fiscal year shall be used to contract with statewide professional associations and other entities whose purposes include providing continuing legal education, courses, and programs for public defenders.
- b. The Court of Criminal Appeals shall maintain procedures to require training entities to either refund all unexpended and unencumbered state grant funds or retain and use those funds for training purposes subject to the approval of the Court of Criminal Appeals each fiscal year. All refunds received by the Court of Criminal Appeals from grants made to training entities (estimated to be \$0) are appropriated to the Court of Criminal Appeals in Strategy B.1.1, Judicial Education, each fiscal year for the same purposes.
4. **Judicial Education: Reimbursement for Travel Expenses.** Funds appropriated above in Strategy B.1.1, Judicial Education, for the purposes established in §56.003(b) of the Government Code, may be granted only pursuant to a grant contract which provides for the reimbursement of expenses of judges pursuant to the provisions of §74.062 of the Government Code. This provision shall not apply to funds granted for the purpose of providing continuing legal education for judges of county courts performing judicial functions.
 5. **Judicial and Court Personnel Training Report.** The Court of Criminal Appeals shall file a report with the Legislative Budget Board and the Governor within 90 days following February 28 and August 31 of each fiscal year showing the allocation of grants and expenditures from General Revenue-Dedicated Judicial and Court Personnel Training Fund No. 540, the amount and allocation of unexpended prior year grant funds held by training entities, and the results of grant audits.
 6. **Judicial Education: Alternatives to Inpatient Mental Health Treatment for Forensic Cases.** Funds appropriated above in Strategy B.1.1, Judicial Education, may be used to educate judges, prosecuting attorneys, and criminal defense attorneys on alternatives to inpatient mental health treatment that may be appropriate for certain individuals under forensic commitment, including individuals charged with a misdemeanor or felony offense that involved dangerous conduct because a judge or jury has determined them to be not guilty by reason of insanity, but who are ordered by a court to receive mental health treatment. Alternatives to inpatient mental health treatment for individuals under forensic commitment may include outpatient competency restoration, jail-based competency restoration, residential rehabilitation units, and conditional release. The Court of Criminal Appeals shall also take steps to make judges, prosecuting attorneys, and criminal defense attorneys involved with forensic commitment cases aware of these educational opportunities.

FIRST COURT OF APPEALS DISTRICT, HOUSTON

	For the Years Ending	
	August 31, 2016	August 31, 2017
Method of Financing:		
General Revenue Fund	\$ 4,320,198	\$ 4,320,198
<u>Other Funds</u>		
Judicial Fund No. 573	273,350	273,350
Appropriated Receipts	8,700	8,700
Interagency Contracts	42,500	42,500
Subtotal, Other Funds	<u>\$ 324,550</u>	<u>\$ 324,550</u>
Total, Method of Financing	<u><u>\$ 4,644,748</u></u>	<u><u>\$ 4,644,748</u></u>

This bill pattern represents an estimated 92.3% of this agency's estimated total available funds for the biennium.

Number of Full-Time-Equivalents (FTE): 51.0 51.0

Schedule of Exempt Positions:

Chief Justice	\$156,500	\$156,500
Justice	(8) 154,000	(8) 154,000

Items of Appropriation:

A. Goal: APPELLATE COURT OPERATIONS		
A.1.1. Strategy: APPELLATE COURT OPERATIONS	\$ 4,644,748	\$ 4,644,748 & UB

Grand Total, FIRST COURT OF APPEALS DISTRICT, HOUSTON	<u><u>\$ 4,644,748</u></u>	<u><u>\$ 4,644,748</u></u>
--	----------------------------	----------------------------

Object-of-Expense Informational Listing:

Salaries and Wages	\$ 4,222,552	\$ 4,222,552
Other Personnel Costs	159,094	159,094
Professional Fees and Services	1,248	1,248
Consumable Supplies	16,637	16,637
Travel	8,451	8,451
Rent - Building	45,388	45,388
Rent - Machine and Other	4,176	4,176
Other Operating Expense	<u>187,202</u>	<u>187,202</u>

Total, Object-of-Expense Informational Listing	<u><u>\$ 4,644,748</u></u>	<u><u>\$ 4,644,748</u></u>
---	----------------------------	----------------------------

Estimated Allocations for Employee Benefits and Debt Service Appropriations Made Elsewhere in this Act:

<u>Employee Benefits</u>		
Retirement	\$ 221,249	\$ 221,967
Group Insurance	444,666	484,805
Social Security	280,046	281,446
Benefits Replacement	<u>2,523</u>	<u>2,283</u>

Subtotal, Employee Benefits	<u>\$ 948,484</u>	<u>\$ 990,501</u>
-----------------------------	-------------------	-------------------

Total, Estimated Allocations for Employee Benefits and Debt Service Appropriations Made Elsewhere in this Act	<u><u>\$ 948,484</u></u>	<u><u>\$ 990,501</u></u>
--	--------------------------	--------------------------

- 1. Performance Measure Targets.** The following is a listing of the key performance target levels for the First Court of Appeals District, Houston. It is the intent of the Legislature that appropriations made by this Act be utilized in the most efficient and effective manner possible to achieve the intended mission of the First Court of Appeals District, Houston. In order to achieve the objectives and service standards established by this Act, the First Court of Appeals District, Houston shall make every effort to attain the following designated key performance target levels associated with each item of appropriation.

	<u>2016</u>	<u>2017</u>
A. Goal: APPELLATE COURT OPERATIONS		
Outcome (Results/Impact):		
Clearance Rate	100%	100%

FIRST COURT OF APPEALS DISTRICT, HOUSTON
(Continued)

Percentage of Cases Under Submission for Less Than One Year	100%	100%
Percentage of Cases Pending for Less Than Two Years	100%	100%

SECOND COURT OF APPEALS DISTRICT, FORT WORTH

	For the Years Ending	
	August 31, 2016	August 31, 2017
Method of Financing:		
General Revenue Fund	\$ 3,313,544	\$ 3,313,543
<u>Other Funds</u>		
Judicial Fund No. 573	213,050	213,050
Appropriated Receipts	8,000	8,000
Interagency Contracts	54,000	54,000
Subtotal, Other Funds	\$ 275,050	\$ 275,050
Total, Method of Financing	\$ 3,588,594	\$ 3,588,593
This bill pattern represents an estimated 97.4% of this agency's estimated total available funds for the biennium.		
Number of Full-Time-Equivalents (FTE):	39.0	39.0
Schedule of Exempt Positions:		
Chief Justice	\$156,500	\$156,500
Justice	(6) 154,000	(6) 154,000
Items of Appropriation:		
A. Goal: APPELLATE COURT OPERATIONS		
A.1.1. Strategy: APPELLATE COURT OPERATIONS	\$ 3,588,594	\$ 3,588,593 & UB
Grand Total, SECOND COURT OF APPEALS DISTRICT, FORT WORTH	\$ 3,588,594	\$ 3,588,593
Object-of-Expense Informational Listing:		
Salaries and Wages	\$ 3,239,061	\$ 3,244,741
Other Personnel Costs	71,692	77,946
Professional Fees and Services	250	250
Consumable Supplies	17,000	17,054
Utilities	2,000	2,000
Travel	23,000	14,000
Rent - Building	805	805
Rent - Machine and Other	10,195	10,194
Other Operating Expense	224,591	221,603
Total, Object-of-Expense Informational Listing	\$ 3,588,594	\$ 3,588,593
Estimated Allocations for Employee Benefits and Debt Service Appropriations Made Elsewhere in this Act:		
<u>Employee Benefits</u>		
Retirement	\$ 190,140	\$ 190,758
Group Insurance	406,788	441,948
Social Security	227,515	228,653
Benefits Replacement	5,046	4,567
Subtotal, Employee Benefits	\$ 829,489	\$ 865,926
Total, Estimated Allocations for Employee Benefits and Debt Service Appropriations Made Elsewhere in this Act	\$ 829,489	\$ 865,926

SECOND COURT OF APPEALS DISTRICT, FORT WORTH
(Continued)

- 1. Performance Measure Targets.** The following is a listing of the key performance target levels for the Second Court of Appeals District, Fort Worth. It is the intent of the Legislature that appropriations made by this Act be utilized in the most efficient and effective manner possible to achieve the intended mission of the Second Court of Appeals District, Fort Worth. In order to achieve the objectives and service standards established by this Act, the Second Court of Appeals District, Fort Worth shall make every effort to attain the following designated key performance target levels associated with each item of appropriation.

	<u>2016</u>	<u>2017</u>
A. Goal: APPELLATE COURT OPERATIONS		
Outcome (Results/Impact):		
Clearance Rate	100%	100%
Percentage of Cases Under Submission for Less Than One Year	100%	100%
Percentage of Cases Pending for Less Than Two Years	100%	100%

THIRD COURT OF APPEALS DISTRICT, AUSTIN

	For the Years Ending	
	<u>August 31, 2016</u>	<u>August 31, 2017</u>
Method of Financing:		
General Revenue Fund	\$ 2,781,452	\$ 2,781,452
<u>Other Funds</u>		
Judicial Fund No. 573	182,900	182,900
Appropriated Receipts	16,000	16,000
Interagency Contracts	36,000	36,000
Subtotal, Other Funds	<u>\$ 234,900</u>	<u>\$ 234,900</u>
Total, Method of Financing	<u><u>\$ 3,016,352</u></u>	<u><u>\$ 3,016,352</u></u>

This bill pattern represents an estimated 92.1% of this agency's estimated total available funds for the biennium.

Number of Full-Time-Equivalents (FTE): 34.0 34.0

Schedule of Exempt Positions:

Chief Justice	\$156,500	\$156,500
Justice	(5) 154,000	(5) 154,000

Items of Appropriation:

A. Goal: APPELLATE COURT OPERATIONS		
A.1.1. Strategy: APPELLATE COURT OPERATIONS	\$ 3,016,352	\$ 3,016,352 & UB

Grand Total, THIRD COURT OF APPEALS DISTRICT, AUSTIN	<u><u>\$ 3,016,352</u></u>	<u><u>\$ 3,016,352</u></u>
---	----------------------------	----------------------------

Object-of-Expense Informational Listing:

Salaries and Wages	\$ 2,846,422	\$ 2,846,422
Other Personnel Costs	49,871	53,711
Consumable Supplies	10,000	10,000
Rent - Building	1,080	1,080
Other Operating Expense	<u>108,979</u>	<u>105,139</u>
Total, Object-of-Expense Informational Listing	<u><u>\$ 3,016,352</u></u>	<u><u>\$ 3,016,352</u></u>

Estimated Allocations for Employee Benefits and Debt Service Appropriations Made Elsewhere in this Act:

<u>Employee Benefits</u>		
Retirement	\$ 168,489	\$ 169,036
Group Insurance	412,975	451,255

THIRD COURT OF APPEALS DISTRICT, AUSTIN
(Continued)

Social Security	193,164	194,130
Benefits Replacement	1,748	1,582
Subtotal, Employee Benefits	<u>\$ 776,376</u>	<u>\$ 816,003</u>
Total, Estimated Allocations for Employee Benefits and Debt Service Appropriations Made Elsewhere in this Act	<u>\$ 776,376</u>	<u>\$ 816,003</u>

- 1. Performance Measure Targets.** The following is a listing of the key performance target levels for the Third Court of Appeals District, Austin. It is the intent of the Legislature that appropriations made by this Act be utilized in the most efficient and effective manner possible to achieve the intended mission of the Third Court of Appeals District, Austin. In order to achieve the objectives and service standards established by this Act, the Third Court of Appeals District, Austin shall make every effort to attain the following designated key performance target levels associated with each item of appropriation.

	2016	2017
A. Goal: APPELLATE COURT OPERATIONS		
Outcome (Results/Impact):		
Clearance Rate	100%	100%
Percentage of Cases Under Submission for Less Than One Year	100%	100%
Percentage of Cases Pending for Less Than Two Years	100%	100%

FOURTH COURT OF APPEALS DISTRICT, SAN ANTONIO

	For the Years Ending	
	August 31, 2016	August 31, 2017
Method of Financing:		
General Revenue Fund	\$ 3,311,993	\$ 3,311,993
<u>Other Funds</u>		
Judicial Fund No. 573	213,050	213,050
Appropriated Receipts	11,000	11,000
Interagency Contracts	42,000	42,000
Subtotal, Other Funds	<u>\$ 266,050</u>	<u>\$ 266,050</u>
Total, Method of Financing	<u>\$ 3,578,043</u>	<u>\$ 3,578,043</u>

This bill pattern represents an estimated 92.1% of this agency's estimated total available funds for the biennium.

Number of Full-Time-Equivalents (FTE): 39.0 39.0

Schedule of Exempt Positions:

Chief Justice	\$156,500	\$156,500
Justice	(6) 154,000	(6) 154,000

Items of Appropriation:

A. Goal: APPELLATE COURT OPERATIONS		
A.1.1. Strategy: APPELLATE COURT OPERATIONS	\$ 3,578,043	\$ 3,578,043 & UB

Grand Total, FOURTH COURT OF APPEALS DISTRICT, SAN ANTONIO

	<u>\$ 3,578,043</u>	<u>\$ 3,578,043</u>
--	---------------------	---------------------

Object-of-Expense Informational Listing:

Salaries and Wages	\$ 3,323,319	\$ 3,323,319
Other Personnel Costs	72,485	72,485
Professional Fees and Services	1,888	1,888
Consumable Supplies	70,514	70,514
Utilities	1,492	1,492
Travel	632	632

FOURTH COURT OF APPEALS DISTRICT, SAN ANTONIO

(Continued)

Rent - Building	7,076	7,076
Rent - Machine and Other	799	799
Other Operating Expense	<u>99,838</u>	<u>99,838</u>

Total, Object-of-Expense Informational Listing \$ 3,578,043 \$ 3,578,043

Estimated Allocations for Employee Benefits and Debt Service Appropriations Made Elsewhere in this Act:

Employee Benefits

Retirement	\$ 187,325	\$ 187,934
Group Insurance	362,883	394,934
Social Security	221,519	222,627
Benefits Replacement	<u>4,205</u>	<u>3,806</u>

Subtotal, Employee Benefits \$ 775,932 \$ 809,301

Total, Estimated Allocations for Employee Benefits and Debt Service Appropriations Made Elsewhere in this Act \$ 775,932 \$ 809,301

- 1. Performance Measure Targets.** The following is a listing of the key performance target levels for the Fourth Court of Appeals District, San Antonio. It is the intent of the Legislature that appropriations made by this Act be utilized in the most efficient and effective manner possible to achieve the intended mission of the Fourth Court of Appeals District, San Antonio. In order to achieve the objectives and service standards established by this Act, the Fourth Court of Appeals District, San Antonio shall make every effort to attain the following designated key performance target levels associated with each item of appropriation.

	<u>2016</u>	<u>2017</u>
A. Goal: APPELLATE COURT OPERATIONS		
Outcome (Results/Impact):		
Clearance Rate	100%	100%
Percentage of Cases Under Submission for Less Than One Year	100%	100%
Percentage of Cases Pending for Less Than Two Years	100%	100%

FIFTH COURT OF APPEALS DISTRICT, DALLAS

	For the Years Ending	
	<u>August 31, 2016</u>	<u>August 31, 2017</u>
Method of Financing:		
General Revenue Fund	\$ 5,912,799	\$ 5,912,799
<u>Other Funds</u>		
Judicial Fund No. 573	393,950	393,950
Appropriated Receipts	32,000	32,000
Subtotal, Other Funds	\$ <u>425,950</u>	\$ <u>425,950</u>
Total, Method of Financing	\$ <u>6,338,749</u>	\$ <u>6,338,749</u>

This bill pattern represents an estimated 95.3% of this agency's estimated total available funds for the biennium.

Number of Full-Time-Equivalents (FTE): 55.2 55.2

Schedule of Exempt Positions:

Chief Justice	\$156,500	\$156,500
Justice	(12) 154,000	(12) 154,000

FIFTH COURT OF APPEALS DISTRICT, DALLAS
(Continued)

Items of Appropriation:

A. Goal: APPELLATE COURT OPERATIONS

A.1.1. Strategy: APPELLATE COURT OPERATIONS	\$ 6,338,749	\$ 6,338,749 & UB
--	--------------	----------------------

Grand Total, FIFTH COURT OF APPEALS DISTRICT, DALLAS	<u>\$ 6,338,749</u>	<u>\$ 6,338,749</u>
---	---------------------	---------------------

Object-of-Expense Informational Listing:

Salaries and Wages	\$ 5,869,647	\$ 5,869,646
Other Personnel Costs	106,719	106,719
Consumable Supplies	37,000	37,000
Utilities	500	500
Travel	28,500	28,500
Rent - Building	42,000	42,000
Rent - Machine and Other	23,000	23,000
Other Operating Expense	<u>231,383</u>	<u>231,384</u>

Total, Object-of-Expense Informational Listing	<u>\$ 6,338,749</u>	<u>\$ 6,338,749</u>
---	---------------------	---------------------

Estimated Allocations for Employee Benefits and Debt Service Appropriations Made Elsewhere in this Act:

Employee Benefits

Retirement	\$ 328,241	\$ 329,309
Group Insurance	631,481	687,410
Social Security	395,481	397,458
Benefits Replacement	<u>10,513</u>	<u>9,514</u>

Subtotal, Employee Benefits	<u>\$ 1,365,716</u>	<u>\$ 1,423,691</u>
-----------------------------	---------------------	---------------------

Total, Estimated Allocations for Employee Benefits and Debt Service Appropriations Made Elsewhere in this Act	<u>\$ 1,365,716</u>	<u>\$ 1,423,691</u>
--	---------------------	---------------------

- 1. Performance Measure Targets.** The following is a listing of the key performance target levels for the Fifth Court of Appeals District, Dallas. It is the intent of the Legislature that appropriations made by this Act be utilized in the most efficient and effective manner possible to achieve the intended mission of the Fifth Court of Appeals District, Dallas. In order to achieve the objectives and service standards established by this Act, the Fifth Court of Appeals District, Dallas shall make every effort to attain the following designated key performance target levels associated with each item of appropriation.

	<u>2016</u>	<u>2017</u>
A. Goal: APPELLATE COURT OPERATIONS		
Outcome (Results/Impact):		
Clearance Rate	100%	100%
Percentage of Cases Under Submission for Less Than One Year	100%	100%
Percentage of Cases Pending for Less Than Two Years	100%	100%

SIXTH COURT OF APPEALS DISTRICT, TEXARKANA

	For the Years Ending	
	August 31,	August 31,
	<u>2016</u>	<u>2017</u>

Method of Financing:

General Revenue Fund	\$ 1,541,670	\$ 1,541,669
----------------------	--------------	--------------

Other Funds

Judicial Fund No. 573	92,450	92,450
Appropriated Receipts	4,000	4,000

Subtotal, Other Funds	<u>\$ 96,450</u>	<u>\$ 96,450</u>
-----------------------	------------------	------------------

Total, Method of Financing	<u>\$ 1,638,120</u>	<u>\$ 1,638,119</u>
-----------------------------------	---------------------	---------------------

SIXTH COURT OF APPEALS DISTRICT, TEXARKANA
(Continued)

This bill pattern represents an estimated 95.2% of this agency's estimated total available funds for the biennium.

Number of Full-Time-Equivalents (FTE): 15.5 15.5

Schedule of Exempt Positions:

Chief Justice	\$156,500	\$156,500
Justice	(2) 154,000	(2) 154,000

Items of Appropriation:

A. Goal: APPELLATE COURT OPERATIONS

A.1.1. Strategy: APPELLATE COURT OPERATIONS	\$ 1,638,120	\$ 1,638,119 & UB
--	--------------	----------------------

**Grand Total, SIXTH COURT OF APPEALS
DISTRICT, TEXARKANA**

	<u>\$ 1,638,120</u>	<u>\$ 1,638,119</u>
--	---------------------	---------------------

Object-of-Expense Informational Listing:

Salaries and Wages	\$ 1,523,671	\$ 1,523,671
Other Personnel Costs	24,000	25,000
Consumable Supplies	3,600	3,600
Utilities	3,200	3,200
Travel	12,000	12,000
Rent - Machine and Other	800	800
Other Operating Expense	<u>70,849</u>	<u>69,848</u>

Total, Object-of-Expense Informational Listing

	<u>\$ 1,638,120</u>	<u>\$ 1,638,119</u>
--	---------------------	---------------------

Estimated Allocations for Employee Benefits and Debt Service Appropriations Made Elsewhere in this Act:

Employee Benefits

Retirement	\$ 92,581	\$ 92,883
Group Insurance	175,724	191,484
Social Security	103,857	104,377
Benefits Replacement	<u>2,489</u>	<u>2,253</u>

Subtotal, Employee Benefits

	<u>\$ 374,651</u>	<u>\$ 390,997</u>
--	-------------------	-------------------

Total, Estimated Allocations for Employee Benefits and Debt Service Appropriations Made Elsewhere in this Act

	<u>\$ 374,651</u>	<u>\$ 390,997</u>
--	-------------------	-------------------

- 1. Performance Measure Targets.** The following is a listing of the key performance target levels for the Sixth Court of Appeals District, Texarkana. It is the intent of the Legislature that appropriations made by this Act be utilized in the most efficient and effective manner possible to achieve the intended mission of the Sixth Court of Appeals District, Texarkana. In order to achieve the objectives and service standards established by this Act, the Sixth Court of Appeals District, Texarkana shall make every effort to attain the following designated key performance target levels associated with each item of appropriation.

	<u>2016</u>	<u>2017</u>
A. Goal: APPELLATE COURT OPERATIONS		
Outcome (Results/Impact):		
Clearance Rate	100%	100%
Percentage of Cases Under Submission for Less Than One Year	100%	100%
Percentage of Cases Pending for Less Than Two Years	100%	100%

SEVENTH COURT OF APPEALS DISTRICT, AMARILLO

	For the Years Ending	
	August 31,	August 31,
	<u>2016</u>	<u>2017</u>

Method of Financing:

General Revenue Fund	\$ 1,918,218	\$ 1,918,218
----------------------	--------------	--------------

SEVENTH COURT OF APPEALS DISTRICT, AMARILLO
(Continued)

<u>Other Funds</u>		
Judicial Fund No. 573	122,600	122,600
Appropriated Receipts	8,000	8,000
Subtotal, Other Funds	<u>\$ 130,600</u>	<u>\$ 130,600</u>

Total, Method of Financing \$ 2,048,818 \$ 2,048,818

This bill pattern represents an estimated 94.8% of this agency's estimated total available funds for the biennium.

Number of Full-Time-Equivalents (FTE): 22.0 22.0

Schedule of Exempt Positions:

Chief Justice	\$156,500	\$156,500
Justice	(3) 154,000	(3) 154,000

Items of Appropriation:

A. Goal: APPELLATE COURT OPERATIONS		
A.1.1. Strategy: APPELLATE COURT OPERATIONS	\$ 2,048,818	\$ 2,048,818 & UB

Grand Total, SEVENTH COURT OF APPEALS DISTRICT, AMARILLO \$ 2,048,818 \$ 2,048,818

Object-of-Expense Informational Listing:

Salaries and Wages	\$ 1,874,236	\$ 1,874,236
Other Personnel Costs	48,316	49,236
Consumable Supplies	8,000	8,000
Utilities	1,000	1,000
Travel	24,500	24,500
Rent - Building	20	20
Rent - Machine and Other	420	420
Other Operating Expense	<u>92,326</u>	<u>91,406</u>

Total, Object-of-Expense Informational Listing \$ 2,048,818 \$ 2,048,818

Estimated Allocations for Employee Benefits and Debt Service Appropriations Made Elsewhere in this Act:

Employee Benefits

Retirement	\$ 96,283	\$ 96,596
Group Insurance	215,950	234,232
Social Security	122,559	123,171
Benefits Replacement	<u>4,205</u>	<u>3,806</u>

Subtotal, Employee Benefits \$ 438,997 \$ 457,805

Total, Estimated Allocations for Employee Benefits and Debt Service Appropriations Made Elsewhere in this Act \$ 438,997 \$ 457,805

1. Performance Measure Targets. The following is a listing of the key performance target levels for the Seventh Court of Appeals District, Amarillo. It is the intent of the Legislature that appropriations made by this Act be utilized in the most efficient and effective manner possible to achieve the intended mission of the Seventh Court of Appeals District, Amarillo. In order to achieve the objectives and service standards established by this Act, the Seventh Court of Appeals District, Amarillo shall make every effort to attain the following designated key performance target levels associated with each item of appropriation.

	<u>2016</u>	<u>2017</u>
A. Goal: APPELLATE COURT OPERATIONS		
Outcome (Results/Impact):		
Clearance Rate	100%	100%
Percentage of Cases Under Submission for Less Than One Year	100%	100%
Percentage of Cases Pending for Less Than Two Years	100%	100%

EIGHTH COURT OF APPEALS DISTRICT, EL PASO

	For the Years Ending	
	August 31, 2016	August 31, 2017
Method of Financing:		
General Revenue Fund	\$ 1,541,669	\$ 1,541,670
<u>Other Funds</u>		
Judicial Fund No. 573	92,450	92,450
Appropriated Receipts	6,000	6,000
Interagency Contracts	27,000	27,000
Subtotal, Other Funds	<u>\$ 125,450</u>	<u>\$ 125,450</u>
Total, Method of Financing	<u><u>\$ 1,667,119</u></u>	<u><u>\$ 1,667,120</u></u>

This bill pattern represents an estimated 94% of this agency's estimated total available funds for the biennium.

Number of Full-Time-Equivalents (FTE): 19.0 19.0

Schedule of Exempt Positions:

Chief Justice	\$156,500	\$156,500
Justice	(2) 154,000	(2) 154,000

Items of Appropriation:

A. Goal: APPELLATE COURT OPERATIONS		
A.1.1. Strategy: APPELLATE COURT OPERATIONS	\$ 1,667,119	\$ 1,667,120 & UB

Grand Total, EIGHTH COURT OF APPEALS DISTRICT, EL PASO	<u><u>\$ 1,667,119</u></u>	<u><u>\$ 1,667,120</u></u>
---	----------------------------	----------------------------

Object-of-Expense Informational Listing:

Salaries and Wages	\$ 1,525,493	\$ 1,525,493
Other Personnel Costs	55,005	53,374
Consumable Supplies	3,490	3,492
Utilities	4,670	4,900
Travel	13,800	15,200
Rent - Building	8,580	8,580
Rent - Machine and Other	420	420
Other Operating Expense	<u>55,661</u>	<u>55,661</u>
Total, Object-of-Expense Informational Listing	<u><u>\$ 1,667,119</u></u>	<u><u>\$ 1,667,120</u></u>

Estimated Allocations for Employee Benefits and Debt Service Appropriations Made Elsewhere in this Act:

<u>Employee Benefits</u>		
Retirement	\$ 75,097	\$ 75,341
Group Insurance	197,304	216,003
Social Security	104,867	105,391
Benefits Replacement	<u>5,046</u>	<u>4,567</u>
Subtotal, Employee Benefits	<u><u>\$ 382,314</u></u>	<u><u>\$ 401,302</u></u>
Total, Estimated Allocations for Employee Benefits and Debt Service Appropriations Made Elsewhere in this Act	<u><u>\$ 382,314</u></u>	<u><u>\$ 401,302</u></u>

- 1. Performance Measure Targets.** The following is a listing of the key performance target levels for the Eighth Court of Appeals District, El Paso. It is the intent of the Legislature that appropriations made by this Act be utilized in the most efficient and effective manner possible to achieve the intended mission of the Eighth Court of Appeals District, El Paso. In order to achieve the objectives and service standards established by this Act, the Eighth Court of Appeals District, El Paso shall make every effort to attain the following designated key performance target levels associated with each item of appropriation.

	<u>2016</u>	<u>2017</u>
A. Goal: APPELLATE COURT OPERATIONS		
Outcome (Results/Impact):		
Clearance Rate	100%	100%

EIGHTH COURT OF APPEALS DISTRICT, EL PASO
(Continued)

Percentage of Cases Under Submission for Less Than One Year	100%	100%
Percentage of Cases Pending for Less Than Two Years	100%	100%

NINTH COURT OF APPEALS DISTRICT, BEAUMONT

	For the Years Ending	
	August 31, 2016	August 31, 2017
	<u> </u>	<u> </u>
Method of Financing:		
General Revenue Fund	\$ 1,915,980	\$ 1,915,979
<u>Other Funds</u>		
Judicial Fund No. 573	122,600	122,600
Appropriated Receipts	8,000	8,000
Subtotal, Other Funds	<u>\$ 130,600</u>	<u>\$ 130,600</u>
Total, Method of Financing	<u><u>\$ 2,046,580</u></u>	<u><u>\$ 2,046,579</u></u>

This bill pattern represents an estimated 94.9% of this agency's estimated total available funds for the biennium.

Number of Full-Time-Equivalents (FTE): 20.0 20.0

Schedule of Exempt Positions:		
Chief Justice	\$156,500	\$156,500
Justice	(3) 154,000	(3) 154,000

Items of Appropriation:

A. Goal: APPELLATE COURT OPERATIONS		
A.1.1. Strategy: APPELLATE COURT OPERATIONS	\$ 2,046,580	\$ 2,046,579 & UB

Grand Total, NINTH COURT OF APPEALS DISTRICT, BEAUMONT	<u><u>\$ 2,046,580</u></u>	<u><u>\$ 2,046,579</u></u>
---	----------------------------	----------------------------

Object-of-Expense Informational Listing:

Salaries and Wages	\$ 1,985,847	\$ 1,985,847
Other Personnel Costs	58,733	58,732
Other Operating Expense	<u>2,000</u>	<u>2,000</u>
Total, Object-of-Expense Informational Listing	<u><u>\$ 2,046,580</u></u>	<u><u>\$ 2,046,579</u></u>

Estimated Allocations for Employee Benefits and Debt Service Appropriations Made Elsewhere in this Act:

<u>Employee Benefits</u>		
Retirement	\$ 120,064	\$ 120,454
Group Insurance	214,774	233,602
Social Security	137,136	137,822
Benefits Replacement	<u>6,728</u>	<u>6,089</u>
Subtotal, Employee Benefits	<u>\$ 478,702</u>	<u>\$ 497,967</u>
Total, Estimated Allocations for Employee Benefits and Debt Service Appropriations Made Elsewhere in this Act	<u><u>\$ 478,702</u></u>	<u><u>\$ 497,967</u></u>

- Performance Measure Targets.** The following is a listing of the key performance target levels for the Ninth Court of Appeals District, Beaumont. It is the intent of the Legislature that appropriations made by this Act be utilized in the most efficient and effective manner possible to achieve the intended mission of the Ninth Court of Appeals District, Beaumont. In order to achieve the objectives and service standards established by this Act, the Ninth Court of Appeals District, Beaumont shall make every effort to attain the following designated key performance target levels associated with each item of appropriation.

NINTH COURT OF APPEALS DISTRICT, BEAUMONT
(Continued)

	2016	2017
A. Goal: APPELLATE COURT OPERATIONS		
Outcome (Results/Impact):		
Clearance Rate	100%	100%
Percentage of Cases Under Submission for Less Than One Year	100%	100%
Percentage of Cases Pending for Less Than Two Years	100%	100%

TENTH COURT OF APPEALS DISTRICT, WACO

	For the Years Ending	
	August 31, 2016	August 31, 2017
Method of Financing:		
General Revenue Fund	\$ 1,641,670	\$ 1,541,670
<u>Other Funds</u>		
Judicial Fund No. 573	92,450	92,450
Appropriated Receipts	8,000	8,000
Subtotal, Other Funds	\$ 100,450	\$ 100,450
Total, Method of Financing	\$ 1,742,120	\$ 1,642,120

This bill pattern represents an estimated 98.1% of this agency's estimated total available funds for the biennium.

Number of Full-Time-Equivalents (FTE): 17.5 17.5

Schedule of Exempt Positions:

Chief Justice	\$156,500	\$156,500
Justice	(2) 154,000	(2) 154,000

Items of Appropriation:

A. Goal: APPELLATE COURT OPERATIONS		
A.1.1. Strategy: APPELLATE COURT OPERATIONS	\$ 1,742,120	\$ 1,642,120 & UB

Grand Total, TENTH COURT OF APPEALS DISTRICT, WACO	\$ 1,742,120	\$ 1,642,120
---	--------------	--------------

Object-of-Expense Informational Listing:

Salaries and Wages	\$ 1,405,425	\$ 1,405,425
Other Personnel Costs	35,885	37,365
Professional Fees and Services	1,000	1,000
Consumable Supplies	12,000	12,000
Utilities	2,500	2,500
Travel	12,000	12,000
Rent - Machine and Other	800	800
Other Operating Expense	222,510	121,030
Capital Expenditures	50,000	50,000
Total, Object-of-Expense Informational Listing	\$ 1,742,120	\$ 1,642,120

Estimated Allocations for Employee Benefits and Debt Service Appropriations Made Elsewhere in this Act:

<u>Employee Benefits</u>		
Retirement	\$ 82,919	\$ 83,189
Group Insurance	194,207	211,936
Social Security	96,576	97,059
Benefits Replacement	1,682	1,522

Subtotal, Employee Benefits	\$ 375,384	\$ 393,706
-----------------------------	------------	------------

Total, Estimated Allocations for Employee Benefits and Debt Service Appropriations Made Elsewhere in this Act	\$ 375,384	\$ 393,706
--	------------	------------

TENTH COURT OF APPEALS DISTRICT, WACO
(Continued)

- 1. Performance Measure Targets.** The following is a listing of the key performance target levels for the Tenth Court of Appeals District, Waco. It is the intent of the Legislature that appropriations made by this Act be utilized in the most efficient and effective manner possible to achieve the intended mission of the Tenth Court of Appeals District, Waco. In order to achieve the objectives and service standards established by this Act, the Tenth Court of Appeals District, Waco shall make every effort to attain the following designated key performance target levels associated with each item of appropriation.

	2016	2017
A. Goal: APPELLATE COURT OPERATIONS		
Outcome (Results/Impact):		
Clearance Rate	100%	100%
Percentage of Cases Under Submission for Less Than One Year	100%	100%
Percentage of Cases Pending for Less Than Two Years	100%	100%

- 2. Unexpended Balance Authority.** Funds appropriated above in Strategy A.1.1, Appellate Court Operations, include \$100,000 in unexpended balances allocated for court facilities anticipated to be unexpended at the end of fiscal year 2015. These balances are appropriated for fiscal year 2016 in an amount not to exceed \$100,000 for the same purposes. Any unexpended balances of these funds remaining as of August 31, 2016 are appropriated to the Tenth Court of Appeals for the fiscal year beginning September 1, 2016 for the same purpose.

ELEVENTH COURT OF APPEALS DISTRICT, EASTLAND

	For the Years Ending	
	August 31, 2016	August 31, 2017
Method of Financing:		
General Revenue Fund	\$ 1,544,369	\$ 1,544,369
<u>Other Funds</u>		
Judicial Fund No. 573	92,450	92,450
Appropriated Receipts	8,000	8,000
Subtotal, Other Funds	\$ 100,450	\$ 100,450
Total, Method of Financing	\$ 1,644,819	\$ 1,644,819
This bill pattern represents an estimated 95.6% of this agency's estimated total available funds for the biennium.		
Number of Full-Time-Equivalents (FTE):	17.0	17.0
Schedule of Exempt Positions:		
Chief Justice	\$156,500	\$156,500
Justice	(2) 154,000	(2) 154,000
Items of Appropriation:		
A. Goal: APPELLATE COURT OPERATIONS		
A.1.1. Strategy: APPELLATE COURT OPERATIONS	\$ 1,644,819	\$ 1,644,819 & UB
Grand Total, ELEVENTH COURT OF APPEALS DISTRICT, EASTLAND	\$ 1,644,819	\$ 1,644,819
Object-of-Expense Informational Listing:		
Salaries and Wages	\$ 1,504,795	\$ 1,504,795
Other Personnel Costs	24,000	24,000
Consumable Supplies	6,000	6,000
Utilities	28,000	28,000
Rent - Machine and Other	4,000	4,000
Other Operating Expense	78,024	78,024
Total, Object-of-Expense Informational Listing	\$ 1,644,819	\$ 1,644,819

ELEVENTH COURT OF APPEALS DISTRICT, EASTLAND
(Continued)

Estimated Allocations for Employee Benefits and Debt Service Appropriations Made Elsewhere in this Act:

<u>Employee Benefits</u>		
Retirement	\$ 70,834	\$ 71,064
Group Insurance	180,765	196,869
Social Security	100,709	101,212
Benefits Replacement	<u>4,996</u>	<u>4,521</u>
Subtotal, Employee Benefits	<u>\$ 357,304</u>	<u>\$ 373,666</u>
Total, Estimated Allocations for Employee Benefits and Debt Service Appropriations Made Elsewhere in this Act	<u>\$ 357,304</u>	<u>\$ 373,666</u>

- 1. Performance Measure Targets.** The following is a listing of the key performance target levels for the Eleventh Court of Appeals District, Eastland. It is the intent of the Legislature that appropriations made by this Act be utilized in the most efficient and effective manner possible to achieve the intended mission of the Eleventh Court of Appeals District, Eastland. In order to achieve the objectives and service standards established by this Act, the Eleventh Court of Appeals District, Eastland shall make every effort to attain the following designated key performance target levels associated with each item of appropriation.

	<u>2016</u>	<u>2017</u>
A. Goal: APPELLATE COURT OPERATIONS		
Outcome (Results/Impact):		
Clearance Rate	100%	100%
Percentage of Cases Under Submission for Less Than One Year	100%	100%
Percentage of Cases Pending for Less Than Two Years	100%	100%

TWELFTH COURT OF APPEALS DISTRICT, TYLER

	For the Years Ending	
	August 31, <u>2016</u>	August 31, <u>2017</u>
Method of Financing:		
General Revenue Fund	\$ 1,541,684	\$ 1,541,683
<u>Other Funds</u>		
Judicial Fund No. 573	92,450	92,450
Appropriated Receipts	7,000	7,000
Subtotal, Other Funds	<u>\$ 99,450</u>	<u>\$ 99,450</u>
Total, Method of Financing	<u>\$ 1,641,134</u>	<u>\$ 1,641,133</u>
This bill pattern represents an estimated 94.9% of this agency's estimated total available funds for the biennium.		
Number of Full-Time-Equivalents (FTE):	16.5	16.5
Schedule of Exempt Positions:		
Chief Justice	\$156,500	\$156,500
Justice	(2) 154,000	(2) 154,000
Items of Appropriation:		
A. Goal: APPELLATE COURT OPERATIONS		
A.1.1. Strategy: APPELLATE COURT OPERATIONS	\$ 1,641,134	\$ 1,641,133 & UB
Grand Total, TWELFTH COURT OF APPEALS DISTRICT, TYLER	<u>\$ 1,641,134</u>	<u>\$ 1,641,133</u>

TWELFTH COURT OF APPEALS DISTRICT, TYLER
(Continued)

Object-of-Expense Informational Listing:

Salaries and Wages	\$ 1,563,052	\$ 1,563,051
Other Personnel Costs	21,300	22,700
Consumable Supplies	5,500	5,500
Utilities	5,000	5,000
Travel	2,000	2,000
Rent - Machine and Other	6,000	6,000
Other Operating Expense	<u>38,282</u>	<u>36,882</u>
Total, Object-of-Expense Informational Listing	<u>\$ 1,641,134</u>	<u>\$ 1,641,133</u>

Estimated Allocations for Employee Benefits and Debt Service Appropriations Made Elsewhere in this Act:

Employee Benefits

Retirement	\$ 91,349	\$ 91,646
Group Insurance	193,056	211,578
Social Security	104,056	104,577
Benefits Replacement	<u>2,523</u>	<u>2,283</u>
Subtotal, Employee Benefits	<u>\$ 390,984</u>	<u>\$ 410,084</u>

Total, Estimated Allocations for Employee Benefits and Debt Service Appropriations Made Elsewhere in this Act

<u>\$ 390,984</u>	<u>\$ 410,084</u>
-------------------	-------------------

1. **Performance Measure Targets.** The following is a listing of the key performance target levels for the Twelfth Court of Appeals District, Tyler. It is the intent of the Legislature that appropriations made by this Act be utilized in the most efficient and effective manner possible to achieve the intended mission of the Twelfth Court of Appeals District, Tyler. In order to achieve the objectives and service standards established by this Act, the Twelfth Court of Appeals District, Tyler shall make every effort to attain the following designated key performance target levels associated with each item of appropriation.

	<u>2016</u>	<u>2017</u>
A. Goal: APPELLATE COURT OPERATIONS		
Outcome (Results/Impact):		
Clearance Rate	100%	100%
Percentage of Cases Under Submission for Less Than One Year	100%	100%
Percentage of Cases Pending for Less Than Two Years	100%	100%

THIRTEENTH COURT OF APPEALS DISTRICT, CORPUS CHRISTI-EDINBURG

	For the Years Ending	
	August 31, <u>2016</u>	August 31, <u>2017</u>

Method of Financing:

General Revenue Fund	\$ 2,776,662	\$ 2,776,661
----------------------	--------------	--------------

Other Funds

Judicial Fund No. 573	182,900	182,900
Appropriated Receipts	18,000	18,000
Interagency Contracts	36,000	36,000
Subtotal, Other Funds	<u>\$ 236,900</u>	<u>\$ 236,900</u>

Total, Method of Financing

<u>\$ 3,013,562</u>	<u>\$ 3,013,561</u>
---------------------	---------------------

This bill pattern represents an estimated 98.3% of this agency's estimated total available funds for the biennium.

Number of Full-Time-Equivalents (FTE):	37.0	37.0
---	------	------

THIRTEENTH COURT OF APPEALS DISTRICT, CORPUS CHRISTI-EDINBURG
(Continued)

Schedule of Exempt Positions:

Chief Justice	\$156,500	\$156,500
Justice	(5) 154,000	(5) 154,000

Items of Appropriation:

A. Goal: APPELLATE COURT OPERATIONS

A.1.1. Strategy: APPELLATE COURT OPERATIONS	\$ 3,013,562	\$ 3,013,561 & UB
--	--------------	----------------------

Grand Total, THIRTEENTH COURT OF APPEALS DISTRICT, CORPUS CHRISTI-EDINBURG	\$ 3,013,562	\$ 3,013,561
---	---------------------	---------------------

Object-of-Expense Informational Listing:

Salaries and Wages	\$ 2,835,020	\$ 2,835,020
Other Personnel Costs	59,000	59,000
Professional Fees and Services	225	225
Consumable Supplies	18,213	18,213
Travel	16,000	16,000
Rent - Building	15	15
Rent - Machine and Other	13,593	13,593
Other Operating Expense	<u>71,496</u>	<u>71,495</u>

Total, Object-of-Expense Informational Listing	\$ 3,013,562	\$ 3,013,561
---	---------------------	---------------------

Estimated Allocations for Employee Benefits and Debt Service Appropriations Made Elsewhere in this Act:

Employee Benefits

Retirement	\$ 161,377	\$ 161,901
Group Insurance	357,928	388,179
Social Security	186,776	187,710
Benefits Replacement	<u>5,046</u>	<u>4,567</u>

Subtotal, Employee Benefits	<u>\$ 711,127</u>	<u>\$ 742,357</u>
-----------------------------	-------------------	-------------------

Total, Estimated Allocations for Employee Benefits and Debt Service Appropriations Made Elsewhere in this Act	\$ 711,127	\$ 742,357
--	-------------------	-------------------

- 1. Performance Measure Targets.** The following is a listing of the key performance target levels for the Thirteenth Court of Appeals District, Corpus Christi-Edinburg. It is the intent of the Legislature that appropriations made by this Act be utilized in the most efficient and effective manner possible to achieve the intended mission of the Thirteenth Court of Appeals District, Corpus Christi-Edinburg. In order to achieve the objectives and service standards established by this Act, the Thirteenth Court of Appeals District, Corpus Christi-Edinburg shall make every effort to attain the following designated key performance target levels associated with each item of appropriation.

	<u>2016</u>	<u>2017</u>
A. Goal: APPELLATE COURT OPERATIONS		
Outcome (Results/Impact):		
Clearance Rate	100%	100%
Percentage of Cases Under Submission for Less Than One Year	100%	100%
Percentage of Cases Pending for Less Than Two Years	100%	100%

FOURTEENTH COURT OF APPEALS DISTRICT, HOUSTON

For the Years Ending	
August 31, <u>2016</u>	August 31, <u>2017</u>

Method of Financing:		
General Revenue Fund	\$ 4,321,927	\$ 4,321,927

<u>Other Funds</u>		
Judicial Fund No. 573	273,350	273,350
Appropriated Receipts	11,539	11,539

FOURTEENTH COURT OF APPEALS DISTRICT, HOUSTON
(Continued)

Interagency Contracts	159,202	159,202
Subtotal, Other Funds	\$ 444,091	\$ 444,091
Total, Method of Financing	\$ 4,766,018	\$ 4,766,018

This bill pattern represents an estimated 92.4% of this agency's estimated total available funds for the biennium.

Number of Full-Time-Equivalents (FTE):	47.0	47.0
--	------	------

Schedule of Exempt Positions:

Chief Justice	\$156,500	\$156,500
Justice	(8) 154,000	(8) 154,000

Items of Appropriation:

A. Goal: APPELLATE COURT OPERATIONS		
A.1.1. Strategy: APPELLATE COURT OPERATIONS	\$ 4,766,018	\$ 4,766,018 & UB

Grand Total, FOURTEENTH COURT OF APPEALS DISTRICT, HOUSTON	\$ 4,766,018	\$ 4,766,018
---	---------------------	---------------------

Object-of-Expense Informational Listing:

Salaries and Wages	\$ 4,393,133	\$ 4,393,133
Other Personnel Costs	148,629	148,629
Professional Fees and Services	1,248	1,248
Consumable Supplies	16,637	16,637
Travel	8,451	8,451
Rent - Building	45,388	45,388
Rent - Machine and Other	4,176	4,176
Other Operating Expense	148,356	148,356

Total, Object-of-Expense Informational Listing	\$ 4,766,018	\$ 4,766,018
---	---------------------	---------------------

Estimated Allocations for Employee Benefits and Debt Service Appropriations Made Elsewhere in this Act:

Employee Benefits

Retirement	\$ 240,064	\$ 240,844
Group Insurance	525,614	573,112
Social Security	291,708	293,167
Benefits Replacement	4,205	3,806

Subtotal, Employee Benefits	\$ 1,061,591	\$ 1,110,929
-----------------------------	--------------	--------------

Total, Estimated Allocations for Employee Benefits and Debt Service Appropriations Made Elsewhere in this Act	\$ 1,061,591	\$ 1,110,929
--	---------------------	---------------------

- 1. Performance Measure Targets.** The following is a listing of the key performance target levels for the Fourteenth Court of Appeals District, Houston. It is the intent of the Legislature that appropriations made by this Act be utilized in the most efficient and effective manner possible to achieve the intended mission of the Fourteenth Court of Appeals District, Houston. In order to achieve the objectives and service standards established by this Act, the Fourteenth Court of Appeals District, Houston shall make every effort to attain the following designated key performance target levels associated with each item of appropriation.

	<u>2016</u>	<u>2017</u>
A. Goal: APPELLATE COURT OPERATIONS		
Outcome (Results/Impact):		
Clearance Rate	100%	100%
Percentage of Cases Under Submission for Less Than One Year	100%	100%
Percentage of Cases Pending for Less Than Two Years	100%	100%

OFFICE OF COURT ADMINISTRATION, TEXAS JUDICIAL COUNCIL

	For the Years Ending	
	August 31, 2016	August 31, 2017
Method of Financing:		
General Revenue Fund ^{1,2}	\$ 21,433,215	\$ 18,352,030
<u>General Revenue Fund - Dedicated</u>		
Fair Defense Account No. 5073	31,777,573	31,859,376
Statewide Electronic Filing System Account No 5157, estimated ³	22,756,354	22,756,354
Subtotal, General Revenue Fund - Dedicated	<u>\$ 54,533,927</u>	<u>\$ 54,615,730</u>
Federal Funds	6,634	0
<u>Other Funds</u>		
Appropriated Receipts	52,836	52,976
Interagency Contracts	5,452,950	5,350,269
Subtotal, Other Funds	<u>\$ 5,505,786</u>	<u>\$ 5,403,245</u>
Total, Method of Financing	<u><u>\$ 81,479,562</u></u>	<u><u>\$ 78,371,005</u></u>
Other Direct and Indirect Costs Appropriated Elsewhere in this Act	\$ 154,991	\$ 162,349
This bill pattern represents an estimated 100% of this agency's estimated total available funds for the biennium.		
Number of Full-Time-Equivalents (FTE):^{1,2}	239.6	239.6
Schedule of Exempt Positions:		
Administrative Director, Group 4 ⁴	\$161,868	\$161,868
Items of Appropriation:		
A. Goal: PROCESSES AND INFORMATION		
Improve Processes and Report Information.		
A.1.1. Strategy: COURT ADMINISTRATION¹	\$ 3,658,991	\$ 3,670,294 & UB
A.1.2. Strategy: INFORMATION TECHNOLOGY^{2,3}	\$ 29,583,120	\$ 26,259,963 & UB
A.1.3. Strategy: DOCKET EQUALIZATION	\$ 16,875	\$ 16,875 & UB
Equalization of the Courts of Appeals Dockets.		
A.1.4. Strategy: ASSIST ADMIN JUDICIAL REGIONS	<u>\$ 208,528</u>	<u>\$ 208,667</u>
Assistance to the Administrative Judicial Regions.		
Total, Goal A: PROCESSES AND INFORMATION	<u>\$ 33,467,514</u>	<u>\$ 30,155,799</u>
B. Goal: SPECIALTY COURT PROGRAMS		
Complete Specialty Court Program Cases.		
B.1.1. Strategy: CHILD SUPPORT COURTS PROGRAM	\$ 7,613,702	\$ 7,731,877 & UB
B.1.2. Strategy: CHILD PROTECTION COURTS PROGRAM	\$ 4,326,524	\$ 4,327,423 & UB
Total, Goal B: SPECIALTY COURT PROGRAMS	<u>\$ 11,940,226</u>	<u>\$ 12,059,300</u>
C. Goal: CERTIFICATION AND COMPLIANCE		
C.1.1. Strategy: JUDICIAL BRANCH CERTIFICATION COMM	\$ 533,959	\$ 533,959 & UB
Judicial Branch Certification Commission.		
C.1.2. Strategy: TEXAS.GOV	<u>\$ 10,290</u>	<u>\$ 12,571</u>
Texas.Gov. Estimated and Nontransferable.		
Total, Goal C: CERTIFICATION AND COMPLIANCE	<u>\$ 544,249</u>	<u>\$ 546,530</u>

OFFICE OF COURT ADMINISTRATION, TEXAS JUDICIAL COUNCIL
(Continued)

D. Goal: INDIGENT DEFENSE

Improve Indigent Defense Practices and Procedures.

D.1.1. Strategy: TX INDIGENT DEFENSE COMM	\$ 35,527,573	\$ 35,609,376 & UB
--	---------------	-----------------------

Improve Indigent Defense Practices and Procedures.

Grand Total, OFFICE OF COURT ADMINISTRATION, TEXAS JUDICIAL COUNCIL	<u>\$ 81,479,562</u>	<u>\$ 78,371,005</u>
--	----------------------	----------------------

Object-of-Expense Informational Listing:

Salaries and Wages	\$ 17,099,845	\$ 16,776,530
Other Personnel Costs	448,422	496,339
Professional Fees and Services	231,101	231,058
Consumable Supplies	80,499	73,999
Utilities	58,137	58,137
Travel	799,006	781,977
Rent - Building	27,400	27,400
Rent - Machine and Other	16,700	16,700
Other Operating Expense	26,677,630	25,674,045
Grants	33,964,453	34,234,820
Capital Expenditures	<u>2,076,369</u>	<u>0</u>

Total, Object-of-Expense Informational Listing	<u>\$ 81,479,562</u>	<u>\$ 78,371,005</u>
---	----------------------	----------------------

Estimated Allocations for Employee Benefits and Debt Service Appropriations Made Elsewhere in this Act:

Employee Benefits

Retirement	\$ 1,353,886	\$ 1,358,282
Group Insurance	1,967,937	2,128,574
Social Security	1,113,402	1,118,969
Benefits Replacement	<u>49,309</u>	<u>44,625</u>

Subtotal, Employee Benefits	<u>\$ 4,484,534</u>	<u>\$ 4,650,450</u>
-----------------------------	---------------------	---------------------

Total, Estimated Allocations for Employee Benefits and Debt Service Appropriations Made Elsewhere in this Act	<u>\$ 4,484,534</u>	<u>\$ 4,650,450</u>
--	---------------------	---------------------

- 1. Performance Measure Targets.** The following is a listing of the key performance target levels for the Office of Court Administration, Texas Judicial Council. It is the intent of the Legislature that appropriations made by this Act be utilized in the most efficient and effective manner possible to achieve the intended mission of the Office of Court Administration, Texas Judicial Council. In order to achieve the objectives and service standards established by this Act, the Office of Court Administration, Texas Judicial Council shall make every effort to attain the following designated key performance target levels associated with each item of appropriation.

	<u>2016</u>	<u>2017</u>
A. Goal: PROCESSES AND INFORMATION		
Outcome (Results/Impact):		
Percent of Entities Reporting Case Statistics Electronically	98%	98%
A.1.1. Strategy: COURT ADMINISTRATION		
Output (Volume):		
Number of New Monthly Court Activity Reports Processed	129,000	129,000
B. Goal: SPECIALTY COURT PROGRAMS		
Outcome (Results/Impact):		
Child Support Courts Case Disposition Rate	100%	100%
B.1.2. Strategy: CHILD PROTECTION COURTS PROGRAM		
Output (Volume):		
Number of Children Who Have Received a Final Order	6,050	6,050
C. Goal: CERTIFICATION AND COMPLIANCE		
Outcome (Results/Impact):		
Percentage of Licensees with No Recent Violations	99.5%	99.5%
C.1.1. Strategy: JUDICIAL BRANCH CERTIFICATION COMM		
Output (Volume):		
Number of New Licenses Issued	737	737
Number of Licenses Renewed	2,440	2,857

OFFICE OF COURT ADMINISTRATION, TEXAS JUDICIAL COUNCIL
(Continued)

D. Goal: INDIGENT DEFENSE

D.1.1. Strategy: TX INDIGENT DEFENSE COMM

Output (Volume):

Number of Fiscal and Policy Monitoring Visits, Technical Support Visits, and Trainings Conducted Yearly	105	105
Percentage of Counties Receiving State Funds for Indigent Defense	94%	94%

2. **Capital Budget.**² None of the funds appropriated above may be expended for capital budget items except as listed below. The amounts shown below shall be expended only for the purposes shown and are not available for expenditure for other purposes. Amounts appropriated above and identified in this provision as appropriations either for "Lease Payments to the Master Lease Purchase Program" or for items with an "(MLPP)" notation shall be expended only for the purpose of making lease-purchase payments to the Texas Public Finance Authority pursuant to the provisions of Government Code §1232.103.

	2016	2017
a. Acquisition of Information Resource Technologies		
(1) FY16-17 Computer Equipment and Software	\$ 976,377	\$ 251,858
(2) Replace Legacy Judicial Branch Technology	1,600,000	0
(3) Replacement of Computers and Laptops	<u>\$ 713,600</u>	<u>\$ 0</u>
 Total, Acquisition of Information Resource Technologies	 <u>\$ 3,289,977</u>	 <u>\$ 251,858</u>
b. Centralized Accounting and Payroll/Personnel System (CAPPS)		
(1) CAPPS Deployment	\$ 432,769	\$ 370,669
 Total, Capital Budget	 <u><u>\$ 3,722,746</u></u>	 <u><u>\$ 622,527</u></u>
 Method of Financing (Capital Budget):		
General Revenue Fund	\$ 3,722,746	\$ 622,527
 Total, Method of Financing	 <u><u>\$ 3,722,746</u></u>	 <u><u>\$ 622,527</u></u>

3. **Information Services for the Trial Courts.** Out of funds appropriated above in Strategy A.1.2, Information Technology, the Office of Court Administration shall provide information services for the Trial Courts. In accordance with Government Code §2175.307 that exempts the Office of Court Administration from certain requirements relating to the disposition of computer equipment, the agency is directed to give preference to a local or state governmental entity in the judicial branch of local or state government when disposing of surplus or salvage computer equipment.
4. **Information Technology Equipment and Services.**⁵ Out of funds appropriated above in Strategy A.1.2, Information Technology, the Office of Court Administration shall provide staff and information technology equipment and services for the Judicial Committee on Information Technology and information technology equipment and services for the appellate courts, Judicial Branch Certification Commission, State Law Library, Office of the State Prosecuting Attorney, State Commission on Judicial Conduct and the Office of Capital and Forensic Writs.
5. **District Court Performance Measures.** Out of funds appropriated above, the Office of Court Administration shall report data for the district courts on a countywide basis. The data shall measure countywide clearance rates for criminal, civil, and juvenile cases and measure the age of cases disposed and the backlog index for criminal and civil cases. Further, the Office of Court Administration shall revise its reporting system for the trial courts as necessary to simplify reporting, improve data collection and compliance, and streamline its annual report of the Texas judicial system.
6. **Appellate Court Performance Measures.** The current performance measures for the appellate courts should continue to be used for caseload management by each court in accordance with uniform data reporting standards approved by the courts of appeals. Further, the appellate courts should continuously find ways to operate efficiently without sacrificing the quality of justice while remaining true to the rule of law. Finally, from funds appropriated, the Office of Court Administration should continue to study whether the statistical data currently reported for appellate court performance measures is presented in a clear, understandable format and what, if any, additional data should be collected.

OFFICE OF COURT ADMINISTRATION, TEXAS JUDICIAL COUNCIL
(Continued)

7. **Interagency Contract for Assigned Judges for Child Protection Courts.** Out of funds appropriated above in Strategy B.1.2, Child Protection Courts Program, the Office of Court Administration may enter into a contract with the Office of the Comptroller for fiscal years 2016 and 2017, for the purpose of reimbursing the Comptroller for amounts expended for judges assigned under Chapter 74, Government Code to hear cases of the Child Protection Courts established pursuant to Subchapter C, Chapter 201, Family Code. Any amounts reimbursed under this contract for judges assigned to the Child Protection Courts are in addition to amounts appropriated for the use of assigned judges in Strategy A.1.2, Visiting Judges - Regions in the Judiciary Section, Comptroller's Department.
8. **Texas Indigent Defense Commission (TIDC).**⁵ Amounts appropriated above from the General Revenue-Dedicated Fair Defense Account No. 5073 in Strategy D.1.1, Texas Indigent Defense Commission, include \$1,064,988 and 11.0 FTEs in fiscal year 2016 and \$1,064,988 and 11.0 FTEs in fiscal year 2017 for the administration of the Commission. Except as otherwise provided relating to appropriations for the Office of Capital and Forensic Writs and all necessary amounts to cover payroll related benefit costs, all balances and amounts deposited into the General Revenue-Dedicated Fair Defense Account No. 5073 are appropriated above in Strategy D.1.1, Texas Indigent Defense Commission. Any balances and amounts deposited in excess of \$33,700,000 in fiscal year 2016 and \$33,700,000 in fiscal year 2017 are appropriated to the TIDC for the same purpose. Included in these estimates are amounts collected from court costs pursuant to Code of Criminal Procedure, Art. 102.0045, Fee for Jury Reimbursement to Counties (estimated to be \$7,500,000 in fiscal year 2016 and \$7,500,000 in fiscal year 2017).

The TIDC shall make grants to counties from the General Revenue-Dedicated Fair Defense Account No. 5073, with funds being disbursed by the Comptroller. No portion of the appropriation made by this section shall be used to offset the Office of Court Administration's administrative support provided to the TIDC except by mutual agreement of the TIDC and the Office of Court Administration.

9. **Performance Reporting for the Collection Improvement Program.** The Office of Court Administration shall report the following information to the Legislative Budget Board and the Governor on September 1st of each year: (1) the number of mandatory programs in operation; (2) the number of mandatory programs not in compliance; (3) the number of voluntary programs in operation; (4) the number of new voluntary programs in operation; and (5) information on program revenue that indicates the impact of the collections program on revenue collections in participating programs. The Office of Court Administration should seek to increase the number of voluntary programs by five each fiscal year.
10. **Appropriations Limited to Revenue Collections.** It is the intent of the Legislature that fees, fines and other miscellaneous revenues as authorized and generated by the Judicial Branch Certification Commission cover, at a minimum, the cost of the appropriations made above in Strategy C.1.1, Judicial Branch Certification Commission, and Strategy C.1.2, Texas.gov, as well as an amount equal to the Judicial Branch Certification Commission's portion of the amount identified above in the informational item "Other Direct and Indirect Costs Appropriated Elsewhere in this Act" and estimated to be \$154,991 in fiscal year 2016 and \$162,349 in fiscal year 2017. In the event that actual and/or projected revenue collections are insufficient to offset the costs identified by this provision, the Legislative Budget Board may direct that the Comptroller of Public Accounts reduce the appropriation authority provided above to be within the amount of revenue expected to be available.
11. **Innocence Projects.** Out of amounts appropriated above in Strategy D.1.1, Texas Indigent Defense Commission, \$400,000 in each year of the biennium from the General Revenue-Dedicated Fair Defense Account No. 5073 shall be used by the Commission to contract with law schools at the University of Houston, the University of Texas, Texas Tech University, Texas Southern University, University of North Texas and Texas A&M University for innocence projects. The amount of each contract with each university shall be \$100,000. Any unobligated and unexpended balances remaining from the \$400,000 in funds designated for innocence projects as of August 31, 2016 are appropriated to Strategy D.1.1, Texas Indigent Defense Commission, for the same purpose for the fiscal year beginning September 1, 2016.
12. **Lump Sum Payments for Child Support Courts Program.** Amounts appropriated above in Strategy B.1.1, Child Support Courts Program, include \$30,000 each fiscal year that shall be used only for the purpose of paying lump sum termination payments for child support court employees

OFFICE OF COURT ADMINISTRATION, TEXAS JUDICIAL COUNCIL
(Continued)

in the event of the employee's separation from state employment in accordance with existing statutes and rules governing these payments. Any unobligated and unexpended balances in appropriations made for this purpose for fiscal year 2016 are appropriated to the Office of Court Administration in fiscal year 2017 for the same purposes.

- 13. Children's Justice Grants to States.** Out of funds appropriated above, the Office of Court Administration shall collaborate with the Texas Center for the Judiciary, the grant administrator designated by the Governor for the Children's Justice Grant to States (CFDA 93.643), in filing a report with the Legislative Budget Board and the Governor within 90 days following August 31st of each fiscal year showing disbursements, the purpose of each disbursement, and compliance with grant conditions.
- 14. Contingency: Study of School Attendance Related Cases.**⁶ In addition to amounts appropriated above in Strategy A.1.1, Court Administration, \$150,000 in General Revenue is appropriated to the Office of Court Administration (OCA) in fiscal year 2016 to conduct a study of court processes and data collection practices on failure to attend school (FTAS) and parent contributing to nonattendance (PCTN) cases, contingent on FTAS remaining a misdemeanor. The study shall be conducted in consultation with the Texas Judicial Council Juvenile Justice Committee. OCA may contract with an outside entity to complete the study. At the conclusion of the study, the Office of Court Administration and the Texas Judicial Council Juvenile Justice Committee shall make recommendations to the Legislature to improve the information available, and enhance the effectiveness and efficiency of the courts for these cases. Areas of analysis should, at a minimum, include:
- a) Average time between date of filing and date of first hearing;
 - b) Number of unexcused absences cited in complaint;
 - c) Information included in complaints regarding interventions attempted;
 - d) The plea and disposition of each FTAS and PCTN case;
 - e) Court orders issued;
 - f) Amount and frequency of fines or special expense fees assessed;
 - g) Amount of fines and special expense fees collected;
 - h) Amount of fines and special expense fees waived;
 - i) Availability of deferred disposition for first time offenders;
 - j) Rate of repeat offenses for FTAS and PCTN;
 - k) Whether the court has a juvenile case manager on staff; and
 - l) Demographic data on the age and family income of each defendant.

OCA shall report to the Legislature findings and recommendations resulting from this study no later than January 1, 2017.

- 15. Statewide eFiling System Fund.** Pursuant to Government Code, §51.851 and §81.852, all balances and amounts deposited into the General Revenue-Dedicated Statewide Electronic Filing System Account No. 5157 (estimated to be \$22,756,354 in each fiscal year), are appropriated above to the Office of Court Administration in Strategy A.1.2, Information Technology, for the purposes authorized.
- 16. Mileage Reimbursement for Specialty Courts Staff.** Specialty court staff who travel regularly to hear case dockets may be reimbursed for mileage at the state-approved rate when they travel for official state business in a personal vehicle. These staff are also exempt from the requirement to complete a comparison worksheet showing that mileage reimbursement for travel in a personal vehicle is more cost-effective than the use of a rental car.
- 17. Additional Child Protection Courts.** Amounts appropriated above in Strategy B.1.2, Child Protection Courts Program, from the General Revenue Fund include \$912,854 in fiscal year 2016 and \$902,054 in fiscal year 2017 which may only be used for the purposes of establishing four new child protection courts and to provide support and assistance to child protection courts.
- 18. Regional Public Defender Office for Capital Cases.**
- a. Amounts appropriated above in Strategy D.1.1, Texas Indigent Defense Commission, include an amount not to exceed \$250,000 in fiscal year 2016 and \$250,000 in fiscal year 2017 in

OFFICE OF COURT ADMINISTRATION, TEXAS JUDICIAL COUNCIL
(Continued)

General Revenue that shall be used by the Commission as a grant to a county for administration and operation of the Regional Public Defender for Capital Cases. Participation in the Regional Public Defender Program is limited to a county that:

- (1) Possesses a population as defined in Government Code §312.011(20) of fewer than 300,000; or
 - (2) (A) Possesses a population as defined in Government Code §312.011(20) of fewer than 800,000; and
(B) Shares a border with the Republic of Mexico.
- b. Any amounts remaining each fiscal year under subsection (a) above may be used to expand the Regional Public Defender for Capital Case program to service other eligible counties.
- 19. Contingency for SB 1970.³** Contingent on the enactment of SB 1970, or similar legislation relating to amending electronic filing fees as established in Government Code §51.851, by the Eighty-fourth Legislature, the Office of Court Administration is appropriated an amount estimated to be \$4,237,354 each fiscal year from the General Revenue-Dedicated Statewide Electronic Filing System Account No. 5157 to implement the provisions of the legislation. In the event the legislation is not enacted, the Office of Court Administration is appropriated \$8,474,708 from General Revenue in fiscal year 2016 for the same purpose.
- 20. Performance Reporting for the Guardianship Compliance Project.** The Office of Court Administration shall report on the performance of the Guardianship Compliance Project in a study to the Legislature no later than January 1, 2017. This report shall include at least the following:
- (1) the number of courts involved in the guardianship compliance project;
 - (2) the number of guardianship cases reviewed by guardianship compliance specialists;
 - (3) the number of reviewed guardianship cases found to be out of compliance with statutorily-required reporting requirements;
 - (4) the number of cases reported to the court for ward well-being concerns or for financial exploitation concerns; and
 - (5) the status of technology developed to monitor guardianship filings.

¹ Incorporates Article IX, §18.36, of this Act, due to enactment of HB 48, 84th Legislature, Regular Session, relating to the creation of a commission to review convictions after exoneration and to prevent wrongful convictions, resulting in an increase of \$122,652 each fiscal year out of General Revenue funds and 2.0 FTEs each fiscal year of the biennium.

² Incorporates Article IX, §18.03(b), of this Act, relating to Centralized Accounting and Payroll/Personnel System Deployments, resulting in increases of \$432,769 in FY 2016 and \$370,669 in FY 2017 out of General Revenue funds and increases of 2.0 FTEs in FY 2016 and 2.0 FTEs in FY 2017. The Capital Budget is adjusted accordingly.

³ Incorporates Rider 19, Contingency for SB 1970, due to enactment of SB 1139, 84th Legislature, Regular Session, relating to the operation and administration of and practice in courts in the judicial branch of state government, the composition of certain juvenile boards, and the increase of certain filing fees, resulting in reallocation of funds previously included in Supplemental Appropriations Made in Riders of \$4,237,354 each fiscal year to General Revenue–Dedicated Statewide Electronic Filing System Account No. 5157.

⁴ Article IX, §18.02, of this Act, increases the salary of the Administrative Director from \$157,920 to \$161,868.

⁵ SB 1743, 84th Legislature, Regular Session, changed the name of the Office of Capital Writs to the Office of Capital and Forensic Writs, effective September 1, 2015.

⁶ HB 2398, 84th Legislature, Regular Session, was enacted with failure to attend school no longer remaining a misdemeanor, resulting in a decrease to Supplemental Appropriations Made in Riders of \$150,000 out of General Revenue funds in FY 2016 and Rider 14, Contingency: Study of School Attendance Related Cases, having no effect.

OFFICE OF CAPITAL AND FORENSIC WRITS¹

	For the Years Ending	
	August 31, 2016	August 31, 2017
Method of Financing:		
GR Dedicated - Fair Defense Account No. 5073	\$ 1,423,146	\$ 1,328,863
Total, Method of Financing	<u>\$ 1,423,146</u>	<u>\$ 1,328,863</u>
This bill pattern represents an estimated 100% of this agency's estimated total available funds for the biennium.		
Number of Full-Time-Equivalents (FTE):	16.5	16.5
Schedule of Exempt Positions:		
Executive Director, Group 3 ²	\$137,274	\$137,274
Items of Appropriation:		
A. Goal: DEATH PENALTY REPRESENTATION		
Death Penalty Habeas Representation.		
A.1.1. Strategy: DEATH PENALTY REPRESENTATION	\$ 1,423,146	\$ 1,328,863
Death Penalty Habeas Representation.		& UB
Grand Total, OFFICE OF CAPITAL AND FORENSIC WRITS	<u>\$ 1,423,146</u>	<u>\$ 1,328,863</u>
Object-of-Expense Informational Listing:		
Salaries and Wages	\$ 1,078,371	\$ 1,078,371
Other Personnel Costs	8,120	8,120
Professional Fees and Services	160,451	160,451
Consumable Supplies	5,000	5,000
Travel	40,000	40,000
Rent - Building	2,100	2,100
Rent - Machine and Other	3,714	3,714
Other Operating Expense	<u>125,390</u>	<u>31,107</u>
Total, Object-of-Expense Informational Listing	<u>\$ 1,423,146</u>	<u>\$ 1,328,863</u>
Estimated Allocations for Employee Benefits and Debt Service Appropriations Made Elsewhere in this Act:		
<u>Employee Benefits</u>		
Retirement	\$ 50,917	\$ 51,084
Group Insurance	67,700	72,555
Social Security	<u>46,967</u>	<u>47,202</u>
Subtotal, Employee Benefits	<u>\$ 165,584</u>	<u>\$ 170,841</u>
<u>Debt Service</u>		
Lease Payments	<u>\$ 82</u>	<u>\$ 0</u>
Total, Estimated Allocations for Employee Benefits and Debt Service Appropriations Made Elsewhere in this Act	<u>\$ 165,666</u>	<u>\$ 170,841</u>

1. **Performance Measure Targets.** The following is a listing of the key performance target levels for the Office of Capital and Forensic Writs. It is the intent of the Legislature that appropriations made by this Act be utilized in the most efficient and effective manner possible to achieve the intended mission of the Office of Capital and Forensic Writs. In order to achieve the objectives and service standards established by this Act, the Office of Capital and Forensic Writs shall make every effort to attain the following designated key performance target levels associated with each item of appropriation.

	<u>2016</u>	<u>2017</u>
A. Goal: DEATH PENALTY REPRESENTATION		
Outcome (Results/Impact):		
Number of Writ Applications for Which Evidentiary Hearings are Granted by the Trial Court	3	3
Percentage of Writs Filed on a Timely Basis	100%	100%

OFFICE OF CAPITAL AND FORENSIC WRITS
(Continued)

A.1.1. Strategy: DEATH PENALTY REPRESENTATION

Output (Volume):

The Number of Writ Applications Filed	12	12
The Number of Appointments Accepted	12	12

¹ SB 1743, 84th Legislature, Regular Session, changed the name of the Office of Capital Writs to the Office of Capital and Forensic Writs, effective September 1, 2015.

² Article IX, §18.02, of this Act, increases the salary of the Executive Director from \$133,926 to \$137,274.

OFFICE OF THE STATE PROSECUTING ATTORNEY

	For the Years Ending	
	August 31, 2016	August 31, 2017
	<u>2016</u>	<u>2017</u>
Method of Financing:		
General Revenue Fund	\$ 396,146	\$ 396,907
Interagency Contracts	<u>22,500</u>	<u>22,500</u>
Total, Method of Financing	<u>\$ 418,646</u>	<u>\$ 419,407</u>
This bill pattern represents an estimated 100% of this agency's estimated total available funds for the biennium.		
Number of Full-Time-Equivalents (FTE):	4.0	4.0
Schedule of Exempt Positions:		
State Prosecuting Attorney ¹	\$143,500	\$143,500
Items of Appropriation:		
A. Goal: REPRESENTATION BEFORE CCA		
Representation of the State before the Court of Criminal Appeals.		
A.1.1. Strategy: REPRESENTATION BEFORE CCA	\$ 418,646	\$ 419,407
Representation of the State before the Court of Criminal Appeals.		& UB
Grand Total, OFFICE OF THE STATE PROSECUTING ATTORNEY	<u>\$ 418,646</u>	<u>\$ 419,407</u>
Object-of-Expense Informational Listing:		
Salaries and Wages	\$ 382,154	\$ 382,154
Other Personnel Costs	8,062	8,822
Professional Fees and Services	7,000	7,000
Consumable Supplies	700	700
Travel	2,500	2,500
Rent - Machine and Other	927	927
Other Operating Expense	<u>17,303</u>	<u>17,304</u>
Total, Object-of-Expense Informational Listing	<u>\$ 418,646</u>	<u>\$ 419,407</u>
Estimated Allocations for Employee Benefits and Debt Service Appropriations Made Elsewhere in this Act:		
<u>Employee Benefits</u>		
Retirement	\$ 36,303	\$ 36,420
Group Insurance	58,444	64,507
Social Security	27,642	27,780

OFFICE OF THE STATE PROSECUTING ATTORNEY
(Continued)

Benefits Replacement	841	761
Subtotal, Employee Benefits	\$ 123,230	\$ 129,468
Total, Estimated Allocations for Employee Benefits and Debt Service Appropriations Made Elsewhere in this Act	\$ 123,230	\$ 129,468

1. Performance Measure Targets. The following is a listing of the key performance target levels for the Office of the State Prosecuting Attorney. It is the intent of the Legislature that appropriations made by this Act be utilized in the most efficient and effective manner possible to achieve the intended mission of the Office of the State Prosecuting Attorney. In order to achieve the objectives and service standards established by this Act, the Office of the State Prosecuting Attorney shall make every effort to attain the following designated key performance target levels associated with each item of appropriation.

	2016	2017
A. Goal: REPRESENTATION BEFORE CCA		
Outcome (Results/Impact):		
Petitions for Discretionary Review Granted by the Court of Criminal Appeals	17	17

¹ Article IX, §18.02(c)(2), of this Act, increases the salary of the State Prosecuting Attorney from \$140,000 to \$143,500. The difference between the Exempt Salary increase and amounts in Article IX, §18.02, of this Act are due to benefit costs that are included in the Article IX section for the Exempt Salary increase.

STATE LAW LIBRARY

	For the Years Ending	
	August 31, 2016	August 31, 2017
Method of Financing:		
General Revenue Fund	\$ 1,023,177	\$ 1,023,176
<u>Other Funds</u>		
Appropriated Receipts	18,750	18,750
Interagency Contracts	500	500
Subtotal, Other Funds	\$ 19,250	\$ 19,250
Total, Method of Financing	\$ 1,042,427	\$ 1,042,426

This bill pattern represents an estimated 100% of this agency's estimated total available funds for the biennium.

Number of Full-Time-Equivalents (FTE): 12.0 12.0

Schedule of Exempt Positions:
Director, Group 1¹ \$106,720 \$106,720

Items of Appropriation:
A. Goal: ADMINISTRATION AND OPERATIONS
A.1.1. Strategy: ADMINISTRATION AND OPERATIONS \$ 1,042,427 \$ 1,042,426

Grand Total, STATE LAW LIBRARY **\$ 1,042,427** **\$ 1,042,426**

Object-of-Expense Informational Listing:

Salaries and Wages	\$ 644,414	\$ 644,413
Other Personnel Costs	9,240	10,940
Consumable Supplies	2,500	3,000
Travel	3,000	3,000
Rent - Building	240	240

STATE LAW LIBRARY
(Continued)

Rent - Machine and Other	8,000	8,101
Other Operating Expense	330,033	327,732
Capital Expenditures	45,000	45,000
Total, Object-of-Expense Informational Listing	\$ 1,042,427	\$ 1,042,426

Estimated Allocations for Employee Benefits and Debt Service Appropriations Made Elsewhere in this Act:

<u>Employee Benefits</u>		
Retirement	\$ 51,826	\$ 51,994
Group Insurance	85,571	92,527
Social Security	41,028	41,233
Benefits Replacement	841	761
Subtotal, Employee Benefits	\$ 179,266	\$ 186,515
Total, Estimated Allocations for Employee Benefits and Debt Service Appropriations Made Elsewhere in this Act	\$ 179,266	\$ 186,515

1. **Performance Measure Targets.** The following is a listing of the key performance target levels for the State Law Library. It is the intent of the Legislature that appropriations made by this Act be utilized in the most efficient and effective manner possible to achieve the intended mission of the State Law Library. In order to achieve the objectives and service standards established by this Act, the State Law Library shall make every effort to attain the following designated key performance target levels associated with each item of appropriation.

	2016	2017
A. Goal: ADMINISTRATION AND OPERATIONS		
Outcome (Results/Impact):		
Percentage of Positive Evaluations of Library Service by Library Users	90%	90%

2. **Appropriation of Receipts: Fees and Service Charges.** Out of funds appropriated above to the State Law Library from Appropriated Receipts in Strategy A.1.1, Administration and Operations, \$18,750 each fiscal year is from collected fees and service charges authorized pursuant to Government Code §91.011. All receipts collected as fees and service charges in excess of the amounts appropriated above are appropriated to the State Law Library for the biennium beginning September 1, 2015.
3. **Interagency Document Delivery and Library Services.** The State Law Library is authorized to enter into interagency contracts with other state agencies and the courts for providing document delivery and library service. Out of funds appropriated above to the State Law Library from Interagency Contracts in Strategy A.1.1, Administration and Operations, \$500 each fiscal year shall be used for document delivery and library services. The State Law Library shall charge an amount for this service equal to the cost to the library for providing this service.
4. **Fee Schedule, Duplication Services.** The State Law Library shall set a fee schedule for duplication services to the inmates of the Texas Department of Criminal Justice at the same amount per page as charged to the general public.
5. **Unexpended Balances.** Any unexpended and unobligated balances remaining in Strategy A.1.1, Administration and Operations, as of August 31, 2016, are appropriated in fiscal year 2017, in an amount not to exceed \$50,000, to the State Law Library for the purpose of acquiring legal reference materials.

¹ Article IX, §18.02, of this Act, increases the salary of the Director from \$104,117 to \$106,720.

STATE COMMISSION ON JUDICIAL CONDUCT

	For the Years Ending	
	August 31, 2016	August 31, 2017
Method of Financing:		
General Revenue Fund	\$ 1,112,436	\$ 1,109,936
Total, Method of Financing	<u>\$ 1,112,436</u>	<u>\$ 1,109,936</u>
This bill pattern represents an estimated 100% of this agency's estimated total available funds for the biennium.		
Number of Full-Time-Equivalents (FTE):	14.0	14.0
Schedule of Exempt Positions:		
Executive Director, Group 3 ¹	\$124,350	\$124,350
Items of Appropriation:		
A. Goal: ADMINISTRATION AND ENFORCEMENT		
A.1.1. Strategy: ADMINISTRATION AND ENFORCEMENT	\$ 1,112,436	\$ 1,109,936 & UB
Grand Total, STATE COMMISSION ON JUDICIAL CONDUCT	<u>\$ 1,112,436</u>	<u>\$ 1,109,936</u>
Object-of-Expense Informational Listing:		
Salaries and Wages	\$ 964,255	\$ 964,255
Other Personnel Costs	23,509	23,509
Professional Fees and Services	1,080	1,080
Consumable Supplies	5,000	5,000
Utilities	875	875
Travel	54,000	54,000
Rent - Building	2,500	2,500
Rent - Machine and Other	2,500	2,500
Other Operating Expense	<u>58,717</u>	<u>56,217</u>
Total, Object-of-Expense Informational Listing	<u>\$ 1,112,436</u>	<u>\$ 1,109,936</u>
Estimated Allocations for Employee Benefits and Debt Service Appropriations Made Elsewhere in this Act:		
<u>Employee Benefits</u>		
Retirement	\$ 70,728	\$ 70,958
Group Insurance	157,472	172,438
Social Security	<u>60,885</u>	<u>61,189</u>
Subtotal, Employee Benefits	<u>\$ 289,085</u>	<u>\$ 304,585</u>
Total, Estimated Allocations for Employee Benefits and Debt Service Appropriations Made Elsewhere in this Act	<u>\$ 289,085</u>	<u>\$ 304,585</u>

1. Performance Measure Targets. The following is a listing of the key performance target levels for the State Commission on Judicial Conduct. It is the intent of the Legislature that appropriations made by this Act be utilized in the most efficient and effective manner possible to achieve the intended mission of the State Commission on Judicial Conduct. In order to achieve the objectives and service standards established by this Act, the State Commission on Judicial Conduct shall make every effort to attain the following designated key performance target levels associated with each item of appropriation.

	<u>2016</u>	<u>2017</u>
A. Goal: ADMINISTRATION AND ENFORCEMENT		
Outcome (Results/Impact):		
Percentage of Cases Disposed	95%	95%

2. Formal Proceedings and Appeals. Out of amounts appropriated above in Strategy A.1.1, Administration and Enforcement, \$21,375 in fiscal year 2016 and \$21,375 in fiscal year 2017 shall be used to pay for the expenses of formal proceedings and appeals initiated under the *Procedural Rules for the Removal or Retirement of Judges* promulgated under Texas Constitution, Article V, Section 1-a, notwithstanding other funds expended by the Commission for that purpose. Any

STATE COMMISSION ON JUDICIAL CONDUCT
(Continued)

unobligated and unexpended balance of funds for these purposes remaining as of August 31, 2016 are appropriated for the fiscal year beginning September 1, 2016, and may be allocated for the same purpose and for purposes other than formal proceedings and appeals.

- 3. Investigator Travel.** Out of amounts appropriated above in Strategy A.1.1, Administration and Enforcement, \$5,000 in fiscal year 2016 and \$5,000 in fiscal year 2017 shall be used only for the purpose of conducting investigator travel within the State of Texas to investigate possible cases of judicial misconduct.

¹ Article IX, §18.02, of this Act, increases the salary of the Executive Director from \$121,317 to \$124,350.

JUDICIARY SECTION, COMPTROLLER'S DEPARTMENT

	For the Years Ending	
	August 31, 2016	August 31, 2017
Method of Financing:		
General Revenue Fund ^{1, 2, 3, 4, 5}	\$ 88,607,522	\$ 88,688,356
<u>Other Funds</u>		
Assistant Prosecutor Supplement Fund No. 303	4,384,850	4,384,850
Interagency Contracts - Criminal Justice Grants	1,519,923	1,520,542
Judicial Fund No. 573	62,091,083	62,091,084
Interagency Contracts	207,000	207,000
Subtotal, Other Funds	<u>\$ 68,202,856</u>	<u>\$ 68,203,476</u>
Total, Method of Financing	<u>\$ 156,810,378</u>	<u>\$ 156,891,832</u>
 This bill pattern represents an estimated 100% of this agency's estimated total available funds for the biennium.		
Number of Full-Time-Equivalents (FTE):⁴	624.7	627.1
 Schedule of Exempt Positions:⁴		
District Judges and Criminal District Judges (Strategy A.1.1.)	(465) \$140,000	(466) \$140,000
District Attorneys, Criminal District Attorneys and County Attorneys (Strategies B.1.1. and B.1.3.)	(4) 112,000	(4) 112,000
District Attorneys, Criminal District Attorneys and County Attorneys (B.1.2.)	(156) 140,000	(157) 140,000
 Items of Appropriation:		
A. Goal: JUDICIAL SALARIES AND PAYMENTS		
A.1.1. Strategy: DISTRICT JUDGES⁴ District Judge Salaries. Estimated.	\$ 66,297,262	\$ 66,437,263
A.1.2. Strategy: VISITING JUDGES - REGIONS	\$ 5,288,853	\$ 5,288,853 & UB
Per Gov. Code 74.061(c)(d)(h)(i); 24.006(f); and 32.302.		
A.1.3. Strategy: VISITING JUDGES - APPELLATE	\$ 364,479	\$ 364,479 & UB
Per Gov. Code 74.061(c)(d).		
A.1.4. Strategy: LOCAL ADMIN. JUDGE SUPPLEMENT Per Gov. Code 659.012(d). Estimated.	\$ 80,745	\$ 80,745
A.1.5. Strategy: DISTRICT JUDGES: TRAVEL Per Gov. Code 24.019.	\$ 338,200	\$ 338,200
A.1.6. Strategy: JUDICIAL SALARY PER DIEM Per Gov. Code 74.003(c), 74.061 & Assigned District Judges.	\$ 183,156	\$ 183,156

JUDICIARY SECTION, COMPTROLLER'S DEPARTMENT
(Continued)

A.1.7. Strategy: MDL SALARY AND BENEFITS Per Gov. Code 659.0125. Estimated.	\$	174,502	\$	174,502
Total, Goal A: JUDICIAL SALARIES AND PAYMENTS	\$	<u>72,727,197</u>	\$	<u>72,867,198</u>
B. Goal: PROSECUTOR SALARIES AND PAYMENTS				
B.1.1. Strategy: DISTRICT ATTORNEYS: SALARIES Per Gov. Code 41.013. Estimated.	\$	741,727	\$	741,727
B.1.2. Strategy: PROFESSIONAL PROSECUTORS: SALARIES ^{1,4} Per Gov. Code 46.002; 46.003; and 46.005. Estimated.	\$	22,390,927	\$	22,325,094
B.1.3. Strategy: FELONY PROSECUTORS: SALARIES Per Gov. Code 44.220; 45.175; and 45.280. Estimated.	\$	340,535	\$	340,535
B.1.4. Strategy: PROSECUTORS: SUBCHAPTER C Per Gov. Code 43.180 (Harris) and 41.201(1).	\$	136,023	\$	136,023
B.1.5. Strategy: FELONY PROSECUTORS: TRAVEL Per Gov. Code 43.004.	\$	178,500	\$	178,500
B.1.6. Strategy: FELONY PROSECUTORS: EXPENSES ^{4,5} Felony Prosecutors: Reimbursements for Expenses of Office.	\$	<u>4,306,083</u>	\$	<u>4,306,083</u>
Total, Goal B: PROSECUTOR SALARIES AND PAYMENTS	\$	<u>28,093,795</u>	\$	<u>28,027,962</u>
C. Goal: CO.-LEVEL JUDGES SALARY SUPPLEMENTS County-Level Judges Salary Supplement Programs.				
C.1.1. Strategy: CONST. CO. JUDGE GR/573 SUPPLEMENT ³ Salary Supplement per Gov. Code 26.006. Estimated.	\$	4,278,400	\$	4,278,400
C.1.2. Strategy: CONST. CO. JUDGE 573 SUPPLEMENT Per Gov. Code 26.006 from Receipts per Gov. Code 51.703(d). Estimated.	\$	1,349,397	\$	1,349,397
C.1.3. Strategy: STATUTORY CO. JUDGE 573 SUPPLEMENT ⁴ Per Gov. Code 25.0015 from Receipts per Gov. Code 51.702(d). Estimated.	\$	20,197,245	\$	20,309,245
C.1.4. Strategy: STATUTORY PROBATE JUDGE SUPPLEMENT Per Gov. Code 25.00211 from Receipts per Gov Code 51.704(c). Estimated.	\$	1,369,786	\$	1,369,786
C.1.5. Strategy: 1ST MULTICOUNTY COURT AT LAW Per Gov. Code 25.2702(g) from Receipts per Gov. Code 51.702.	\$	<u>97,000</u>	\$	<u>97,000</u>
Total, Goal C: CO.-LEVEL JUDGES SALARY SUPPLEMENTS	\$	<u>27,291,828</u>	\$	<u>27,403,828</u>
D. Goal: SPECIAL PROGRAMS				
D.1.1. Strategy: ASST. PROSECUTOR LONGEVITY PAY Per Gov. Code 41.255(d). Estimated.	\$	4,384,850	\$	4,384,850
D.1.2. Strategy: COUNTY ATTORNEY SUPPLEMENT ⁴ Per Gov. Code 46.0031.	\$	6,103,334	\$	6,150,001
D.1.3. Strategy: WITNESS EXPENSES Per Code of Criminal Procedure 24.28 and 35.27 Estimated.	\$	1,401,250	\$	1,401,250
D.1.4. Strategy: SPECIAL PROSECUTION UNIT, WALKER CO ² Special Prosecution Unit, Walker County.	\$	5,347,247	\$	5,195,866
D.1.5. Strategy: DEATH PENALTY REPRESENTATION Death Penalty Habeas Representation. Estimated.	\$	25,000	\$	25,000 & UB
D.1.6. Strategy: NATIONAL CENTER FOR STATE COURTS	\$	455,378	\$	455,378 & UB
D.1.7. Strategy: JUROR PAY Juror Pay. Estimated.	\$	10,881,700	\$	10,881,700
D.1.8. Strategy: INDIGENT INMATE DEFENSE Per Code of Criminal Procedure 26.051(i) Estimated.	\$	30,000	\$	30,000

JUDICIARY SECTION, COMPTROLLER'S DEPARTMENT
(Continued)

D.1.9. Strategy: MONTGOMERY CO - 435TH DIST CT STAFF ²	\$ 68,799	\$ 68,799
Per Gov. Code 24.579(c).		

Total, Goal D: SPECIAL PROGRAMS	\$ 28,697,558	\$ 28,592,844
--	---------------	---------------

Grand Total, JUDICIARY SECTION, COMPTROLLER'S DEPARTMENT	\$ 156,810,378	\$ 156,891,832
--	----------------	----------------

Object-of-Expense Informational Listing:

Salaries and Wages	\$ 96,855,633	\$ 96,929,801
Other Personnel Costs	1,501,414	1,502,033
Professional Fees and Services	967,127	895,127
Fuels and Lubricants	34,200	34,200
Consumable Supplies	12,000	12,000
Utilities	43,750	43,750
Travel	594,577	594,577
Rent - Building	60,305	60,305
Rent - Machine and Other	7,900	7,900
Other Operating Expense	3,178,720	3,178,720
Grants	53,474,752	53,633,419
Capital Expenditures	80,000	0

Total, Object-of-Expense Informational Listing	\$ 156,810,378	\$ 156,891,832
---	----------------	----------------

Estimated Allocations for Employee Benefits and Debt Service Appropriations Made Elsewhere in this Act:

Employee Benefits

Retirement	\$ 2,213,839	\$ 2,221,024
Group Insurance	10,377,623	11,420,879
Social Security	6,595,376	6,628,353
Benefits Replacement	149,005	134,847

Subtotal, Employee Benefits	\$ 19,335,843	\$ 20,405,103
-----------------------------	---------------	---------------

Total, Estimated Allocations for Employee Benefits and Debt Service Appropriations Made Elsewhere in this Act

	\$ 19,335,843	\$ 20,405,103
--	---------------	---------------

1. **Appropriation Source.** Pursuant to Government Code §21.006, all revenues to, and fund balances in, the Judicial Fund No. 573, which are not deposited into the Basic Civil Legal Services Account or the Supreme Court Support Account, are appropriated to the Judiciary Section, Comptroller's Department for payment of judicial and prosecutor salaries. In the event that revenues into Fund No. 573 during a fiscal year exceed the amount identified in the Method of Financing as being appropriated out of Fund No. 573 in this Act for that fiscal year the difference shall be appropriated to the Judiciary Section, Comptroller's Department and the General Revenue Fund appropriation for that fiscal year shall be reduced by a like amount (estimated to be \$0).

2. **Salary Limitation, District Judges.** Funds appropriated above in Strategy A.1.1, District Judges, shall be expended for the payment of the state salary for each district judge. Unless otherwise provided by law, in no event shall the aggregate, excluding any county supplement, of the state paid salary and any service retirement annuity paid pursuant to Government Code, Chapter 834 exceed the base salary for any district court judge during any twelve month period. If a district judge draws a salary as a district judge and a retirement annuity pursuant to Government Code, Chapter 834, and the combined amounts exceed the annual base salary for a district judge, the amount expended out of Strategy A.1.1, District Judges, for the state salary of that district judge shall be reduced by an amount which will bring the total amount received by the judge to the base salary paid a district judge for a 12 month period. This provision does not apply to either retired or former judges or justices called to duty as visiting judges pursuant to Government Code, Chapters 74 and 75 and §24.604 of the Government Code.

3. **Special Prosecution Unit: Appropriation Source, Unexpended Balances and Performance Reporting.**² Out of the funds appropriated above in Strategy D.1.4, Special Prosecution Unit, Walker County and under the authority of Article 104.003, Code of Criminal Procedure, and Article V, §21 of the Texas Constitution, Walker County, the following amounts are appropriated to the Special Prosecution Unit for the payment of salaries and other necessary expenses for the operation of the Special Prosecution Unit for the following purposes:

JUDICIARY SECTION, COMPTROLLER'S DEPARTMENT
(Continued)

	For the Years Ending	
	August 31, 2016	August 31, 2017
Criminal Division	\$ 1,923,357	\$ 1,843,976
Civil Division	2,585,453	2,513,453
Juvenile Division	838,437	838,437
	\$ 5,347,247	\$ 5,195,866
 <u>Method of Financing</u>		
General Revenue	\$ 3,827,324	\$ 3,675,324 &UB
Criminal Justice Division Grants	\$ 1,519,923	\$ 1,520,542
Total, Method of Financing	\$ 5,347,247	\$ 5,195,866

Funds for the Criminal Division are to be used for the investigation and prosecution of felony offenses committed by prisoners of the Texas Department of Criminal Justice; and, for the investigation and prosecution of other felonies and misdemeanors committed by agency employees and others when criminal conduct affects the operation of the agency in the various counties of the State where Texas Department of Criminal Justice facilities are located. Funds for the Civil Division are to be used for the civil commitment of sexually violent predators. Funds for the Juvenile Division are to be used for the prosecution of criminal offenses or delinquent conduct committed in facilities of the Texas Juvenile Justice Department.

The funds appropriated above in Strategy D.1.4, Special Prosecution Unit, Walker County shall be used to employ the services of legal and support staff plus the payment of their necessary capital and operating expenses in carrying out the purposes of the Special Prosecution Unit as established by its Board of Directors. Funds shall not be used to pay any county for costs of housing the Special Prosecution Unit in a county-owned building.

Walker County is the designated agency to administer the funds provided for the support of the Special Prosecution Unit. Walker County shall submit a voucher containing an itemized statement of expenses to include salaries, fringe benefits and authorized expenses incurred to the Judiciary Section, Comptroller's Department each month of the fiscal year. Such vouchers shall be reviewed by the Walker County Auditor's Office to ensure compliance with applicable state and county regulation concerning the expenditures of public funds. Upon receipt of said vouchers, the Judiciary Section, Comptroller's Department shall issue warrants each month to reimburse Walker County. The total reimbursement each year shall not exceed the amount appropriated, and in no event shall amounts appropriated be expended to reimburse Walker County or other counties for lease space in county-owned buildings.

Any unexpended balances from appropriations out of the General Revenue Fund made to the Special Prosecution Unit for fiscal year 2016 are appropriated to the Special Prosecution Unit in fiscal year 2017 for the same purposes.

At the discretion of the Executive Director of the Special Prosecution Unit, any General Revenue funds appropriated above in Strategy D.1.4, Special Prosecution Unit, may be transferred between divisions in an amount not to exceed 20 percent of the appropriation item from which the transfer is made for the fiscal year.

After obtaining written approval from the Legislative Budget Board, the Special Prosecution Unit may exceed the 20 percent discretionary transfer authority provided to the Executive Director of the Special Prosecution Unit.

The Special Prosecution Unit shall submit a report each January 1 to the Legislative Budget Board and the Governor for the preceding fiscal year ending August 31. The report must be in a format prescribed by the Legislative Budget Board and the Governor and must include annual statistical information on activities of the Special Prosecution Unit.

JUDICIARY SECTION, COMPTROLLER'S DEPARTMENT
(Continued)

4. **Witness Expenses.** The appropriation made above to the Judiciary Section, Comptroller's Department for the payment of witness expenses under the Code of Criminal Procedure is based on legislative intent that such expenses are not paid at rates that exceed the maximum rates provided by law for state employees.
5. **Felony Prosecutors: Expenses.** For the payment of salaries of assistant district attorneys, investigators and/or secretarial help and expenses, including travel for these personnel as determined by the prosecutors designated in Strategies B.1.1, B.1.2, B.1.3, and B.1.4. Reimbursement shall be limited to expenses for supplies or items that would normally be consumed or utilized within the fiscal year for which the funds in this item are designated. Payments shall not exceed \$11,083 per year in single-county districts with populations over 50,000 in Strategy B.1.4; \$22,500 per year in districts with populations over 50,000; or, \$27,500 per year in districts with populations under 50,000 for those district attorneys, criminal district attorneys and county attorneys performing the duties of a district attorney both prohibited and not prohibited from the private practice of law per Government Code, Chapter 46; and shall be made available in three equal installments issued on the first day of September, January and May of each fiscal year. These payments shall be made directly to the district attorney, criminal district attorney, or county attorney for the purposes of disbursement as required by the attorney. The attorney receiving these payments shall be responsible to the Comptroller for accounting for all expenditures of these funds.
6. **Administration of Visiting Judge Strategies.** From funds appropriated, the Judiciary Section, Comptroller's Department shall maintain a system to account for all expenditures in each fiscal year made for the services of 1) visiting former judges serving in the judicial regions, 2) visiting former judges serving in the appellate courts, 3) visiting retired judges serving in the judicial regions, and 4) visiting retired judges serving in the appellate courts.
7. **Longevity Pay.** Out of the amounts appropriated above in Strategy A.1.1, District Judge Salaries, an estimated \$407,887 in fiscal year 2016 and an estimated \$407,887 in fiscal year 2017 is provided to fund longevity pay for district judges under the provisions of Government Code §659.0445.
8. **Appropriation Transfers.** Pursuant to provisions in Article IX, Section 14.01, Appropriation Transfers, the Judiciary Section, Comptroller's Department may initiate transfers between strategies not to exceed 20 percent of the appropriation item from which the transfer is made. The Judiciary Section, Comptroller's Department shall submit notification to the Legislative Budget Board of the purpose, the method of financing and amount of funds to be transferred. Also, the Legislative Budget Board may request that the Judiciary Section initiate an Article IX transfer between strategies, subject to the Judiciary Section's determination that funds are available for the proposed transfer.
9. **Nolan, Fisher, and Mitchell Counties - 1st Multicounty Court at Law.** Out of amounts appropriated above in Strategy C.1.5, 1st Multicounty Court at Law, \$84,000 each fiscal year is provided to pay the state-paid salary supplement to the judge serving the court as required under Government Code, Sec. 25.0015 and an amount not to exceed \$13,000 each fiscal year is provided to supplement local costs for court personnel and other court operating expenses.
10. **Grants to Counties Contingent on House Bill 9.¹**
 - (a) The Judiciary Section, Comptroller's Department is appropriated above in Strategy B.1.2, Professional Prosecutors Salaries, \$1,306,750 in General Revenue for the 2016-17 biennium to make grants to counties in which the net compensation of state prosecutors is adversely affected by House Bill 9 or similar legislation related to member contributions to the Employees Retirement System of Texas, enacted by the Eighty-fourth Legislature, 2015.
 - (b) The Judiciary Section, Comptroller's Department shall allocate funds appropriated above to affected counties in amounts that are sufficient to allow those counties to provide state prosecutors a supplement pursuant to Government Code §46.003, such that their compensation after benefit contributions, including to the Employees Retirement System, plus the supplement, is equal to what it would have been had House Bill 9, 84th Legislature, Regular Session, or similar legislation not passed.

JUDICIARY SECTION, COMPTROLLER'S DEPARTMENT
(Continued)

- (c) Additionally, the Judiciary Section, Comptroller's Department shall include in its allocation to affected counties an amount sufficient to cover the counties' cost of providing the supplement, including the payment of benefits.
- (d) The Comptroller of Public Accounts shall promulgate rules and regulations as necessary to administer this section.
- (e) This section is contingent on enactment of House Bill 9 or similar legislation relating to member contributions to the Employees Retirement System of Texas.

¹ Incorporates Article IX, §18.12, of this Act, due to enactment of HB 9, 84th Legislature, Regular Session, relating to member contributions to the Employees Retirement system of Texas, resulting in increases of \$653,375 out of General Revenue funds each fiscal year of the biennium. In addition, see Rider 10, Grants to Counties Contingent on HB 9.

² Incorporates Article IX, §18.16, of this Act, due to enactment of SB 746, 84th Legislature, Regular Session, relating to the civil commitment of sexually violent predators, resulting in decreases of \$96,804 out of General Revenue funds each fiscal year of the biennium, affecting two strategies.

³ Incorporates Article IX, §18.20, of this Act, due to enactment of SB 1025, 84th Legislature, Regular Session, relating to the supplemental compensation paid to certain county judges, resulting in increases of \$2,123,400 out of General Revenue funds each fiscal year of the biennium.

⁴ Incorporates Article IX, §18.65, of this Act, due to enactment of SB 1139, 84th Legislature, Regular Session, relating to the creation of additional judicial districts, county courts at law, and application of the professional prosecutors law, resulting in increases of \$1,044,833 in FY 2016 and \$1,277,667 in FY 2017 out of General Revenue funds affecting several strategies. In addition, incorporates 5.7 FTEs in FY 2016 and 8.1 FTEs in FY 2017. FY 2017 includes an incremental increase of 1.4 FTEs over §18.65 amounts in alignment with the final version of the legislation.

⁵ Incorporates Article IX, §18.74, of this Act, due to enactment of HB 1690, 84th Legislature, Regular Session, relating to the reform of the system of investigating and prosecuting offenses against state government, resulting in increases of \$250,000 out of General Revenue funds each fiscal year of the biennium.

RETIREMENT AND GROUP INSURANCE

	For the Years Ending	
	August 31, 2016	August 31, 2017
Method of Financing:		
General Revenue Fund, estimated ¹	\$ 59,177,626	\$ 60,536,445
General Revenue Dedicated Accounts, estimated ¹	305,856	320,177
Federal Funds, estimated ¹	860	0
Other Special State Funds, estimated	4,629,968	4,629,968
Total, Method of Financing	\$ 64,114,310	\$ 65,486,590
Items of Appropriation:		
A. Goal: EMPLOYEES RETIREMENT SYSTEM		
A.1.1. Strategy: RETIREMENT CONTRIBUTIONS¹ Retirement Contributions. Estimated.	\$ 6,568,964	\$ 6,590,298
A.1.2. Strategy: GROUP INSURANCE Group Insurance Contributions. Estimated.	\$ 18,645,592	\$ 20,411,756
A.1.3. Strategy: JUDICIAL RETIREMENT SYSTEM - PLAN 2 Judicial Retirement System - Plan 2. Estimated.	\$ 12,161,723	\$ 12,161,723

RETIREMENT AND GROUP INSURANCE

(Continued)

A.1.4. Strategy: JUDICIAL RETIREMENT SYSTEM - PLAN 1	\$ 26,738,031	\$ 26,322,813
Judicial Retirement System - Plan 1. Estimated.		
Total, Goal A: EMPLOYEES RETIREMENT SYSTEM	\$ 64,114,310	\$ 65,486,590
Grand Total, RETIREMENT AND GROUP INSURANCE	\$ 64,114,310	\$ 65,486,590

¹ Incorporates Article IX, §18.11, of this Act, due to enactment of HB 9, 84th Legislature, Regular Session, relating to eliminating the 90-day waiting period for state contributions to the Employees Retirement System for Retirement, resulting in increases of \$168,509 in FY 2016 and \$167,565 in FY 2017 out of General Revenue, increases of \$3,482 in FY 2016 and \$3,477 in FY 2017 out of General Revenue-Dedicated Accounts, and an increase of \$6 in FY 2016 out of Federal Funds.

SOCIAL SECURITY AND BENEFIT REPLACEMENT PAY

	For the Years Ending	
	August 31, 2016	August 31, 2017
Method of Financing:		
General Revenue Fund, estimated	\$ 9,596,212	\$ 9,619,709
General Revenue Dedicated Accounts, estimated	116,101	116,513
Federal Funds, estimated	191	0
Other Special State Funds, estimated	<u>1,803,638</u>	<u>1,809,713</u>
Total, Method of Financing	<u>\$ 11,516,142</u>	<u>\$ 11,545,935</u>
Items of Appropriation:		
A. Goal: SOCIAL SECURITY/BENEFIT REPLACEMENT Comptroller - Social Security.		
A.1.1. Strategy: STATE MATCH -- EMPLOYER State Match — Employer. Estimated.	\$ 11,238,261	\$ 11,294,453
A.1.2. Strategy: BENEFIT REPLACEMENT PAY Benefit Replacement Pay. Estimated.	<u>\$ 277,881</u>	<u>\$ 251,482</u>
Total, Goal A: SOCIAL SECURITY/BENEFIT REPLACEMENT	<u>\$ 11,516,142</u>	<u>\$ 11,545,935</u>
Grand Total, SOCIAL SECURITY AND BENEFIT REPLACEMENT PAY	<u>\$ 11,516,142</u>	<u>\$ 11,545,935</u>

LEASE PAYMENTS

	For the Years Ending	
	August 31, 2016	August 31, 2017
Method of Financing:		
General Revenue Fund	\$ 82	\$ 0
Total, Method of Financing	<u>\$ 82</u>	<u>\$ 0</u>
Items of Appropriation:		
A. Goal: FINANCE CAPITAL PROJECTS		
A.1.1. Strategy: LEASE PAYMENTS	\$ 82	\$ 0
To TFC for Payment to TPFA.		& UB
Grand Total, LEASE PAYMENTS	<u>\$ 82</u>	<u>\$ 0</u>

SPECIAL PROVISIONS - JUDICIARY

Sec. 2. Systems Compatibility. No funds appropriated in the article by this Act shall be utilized to purchase information technology unless it interfaces with other courts and with the Office of Court Administration and complies with the plans filed with the Legislative Budget Board.

Sec. 3. Judicial Internship Program. It is the intent of the Legislature that the Judicial Branch cooperate with law schools to establish a judicial internship program for Texas appellate and trial courts. All of the employees and officials of the Judicial Branch of government are encouraged to work with the Texas Judicial Council in the development of the judicial internship program.

Sec. 4. Appellate Court Exemptions. The following provisions of Article IX of this Act do not apply to the appellate courts:

- a. Article IX, §6.10, Limitation on State Employment Levels
- b. Article IX, §6.13, Performance Rewards and Penalties
- c. Article IX, §14.03, Limit on Expenditures - Capital Budget

Sec. 5. Intermediate Appellate Court Local Funding Information. The Office of Court Administration shall assist the appellate courts in the submission of a report for local funding information each January 1 to the Legislative Budget Board and the Governor for the preceding fiscal year ending August 31. The report must be in a format prescribed by the Legislative Budget Board and the Governor.

Sec. 6. Interagency Contracts for Assigned Judges for Appellate Courts. Out of funds appropriated in this Article to Strategies A.1.1, Appellate Court Operations, the Supreme Court of Texas, the Court of Criminal Appeals, or any of the 14 Courts of Appeals may enter into a contract with the Office of the Comptroller for fiscal years 2016 and 2017, for the purpose of reimbursing the Comptroller for amounts expended for judges assigned under Chapter 74, Government Code to hear cases of the appellate courts. It is the intent of the Legislature that any amounts reimbursed under this contract for judges assigned to the appellate courts are in addition to amounts appropriated for the use of assigned judges in Strategy A.1.3, Visiting Judges - Appellate in the Judiciary Section, Comptroller's Department.

Sec. 7. Appellate Court Transfer Authority. The Chief Justice of the Supreme Court of Texas, the Presiding Judge of the Court of Criminal Appeals, or the Chair of the Council of Chief Justices is authorized to transfer funds between appellate courts, notwithstanding any other provision in this Act and subject to prior approval of any transfer of funds by the Legislative Budget Board and the Governor. Any such transfer shall be made for the purpose of efficient and effective appellate court operations and management of court caseloads.

Sec. 8. Schedule of Exempt Positions. Notwithstanding other provisions of this bill, including Article IX, §3.04 setting maximum salaries for exempt positions, the Chief Justice of the Supreme Court of Texas may set the rate of compensation for the Administrative Director of the Office of Court Administration in an amount not to exceed the Maximum Salary but no less than the Minimum Salary for the appropriate salary group for the Administrative Director as listed in the bill pattern for the Office of Court Administration, Schedule of Exempt Positions. Any salary increase from appropriated funds within the limits provided by this provision must be in writing; signed by the Chief Justice of the Supreme Court of Texas; and submitted to the Governor, the Legislative Budget Board and the Comptroller.

**RECAPITULATION - ARTICLE IV
THE JUDICIARY
(General Revenue)¹**

	For the Years Ending	
	August 31, 2016	August 31, 2017
	<u>2016</u>	<u>2017</u>
Supreme Court of Texas	\$ 16,059,967	\$ 15,948,068
Court of Criminal Appeals	5,949,513	5,945,974
First Court of Appeals District, Houston	4,320,198	4,320,198
Second Court of Appeals District, Fort Worth	3,313,544	3,313,543
Third Court of Appeals District, Austin	2,781,452	2,781,452
Fourth Court of Appeals District, San Antonio	3,311,993	3,311,993
Fifth Court of Appeals District, Dallas	5,912,799	5,912,799
Sixth Court of Appeals District, Texarkana	1,541,670	1,541,669
Seventh Court of Appeals District, Amarillo	1,918,218	1,918,218
Eighth Court of Appeals District, El Paso	1,541,669	1,541,670
Ninth Court of Appeals District, Beaumont	1,915,980	1,915,979
Tenth Court of Appeals District, Waco	1,641,670	1,541,670
Eleventh Court of Appeals District, Eastland	1,544,369	1,544,369
Twelfth Court of Appeals District, Tyler	1,541,684	1,541,683
Thirteenth Court of Appeals District, Corpus Christi-Edinburg	2,776,662	2,776,661
Fourteenth Court of Appeals District, Houston	4,321,927	4,321,927
Office of Court Administration, Texas Judicial Council	21,433,215	18,352,030
Office of the State Prosecuting Attorney	396,146	396,907
State Law Library	1,023,177	1,023,176
State Commission on Judicial Conduct	1,112,436	1,109,936
Judiciary Section, Comptroller's Department	<u>88,607,522</u>	<u>88,688,356</u>
Subtotal, Judiciary	<u>\$ 172,965,811</u>	<u>\$ 169,748,278</u>
Retirement and Group Insurance	59,177,626	60,536,445
Social Security and Benefit Replacement Pay	<u>9,596,212</u>	<u>9,619,709</u>
Subtotal, Employee Benefits	<u>\$ 68,773,838</u>	<u>\$ 70,156,154</u>
Lease Payments	82	0
TOTAL, ARTICLE IV - THE JUDICIARY	<u><u>\$ 241,739,731</u></u>	<u><u>\$ 239,904,432</u></u>

¹ Incorporates certain appropriation adjustments, including article-specific special provisions, and Article IX of HB 1 (Conference Committee Report), 84th Legislature, Regular Session; HB 6 and HB 7, 84th Legislature, Regular Session; other legislation enacted by the 84th Legislature which affects appropriations; non-substantive technical corrections and/or reconciling adjustments; and the Governor's vetoes. For specific adjustments, see agency bill patterns.

**RECAPITULATION - ARTICLE IV
THE JUDICIARY
(General Revenue - Dedicated)¹**

	For the Years Ending	
	August 31, 2016	August 31, 2017
Supreme Court of Texas	\$ 10,000,000	\$ 0
Court of Criminal Appeals	9,781,030	9,779,755
Office of Court Administration, Texas Judicial Council	54,533,927	54,615,730
Office of Capital and Forensic Writs	<u>1,423,146</u>	<u>1,328,863</u>
Subtotal, Judiciary	<u>\$ 75,738,103</u>	<u>\$ 65,724,348</u>
Retirement and Group Insurance	305,856	320,177
Social Security and Benefit Replacement Pay	<u>116,101</u>	<u>116,513</u>
Subtotal, Employee Benefits	<u>\$ 421,957</u>	<u>\$ 436,690</u>
TOTAL, ARTICLE IV - THE JUDICIARY	<u>\$ 76,160,060</u>	<u>\$ 66,161,038</u>

¹ Incorporates certain appropriation adjustments, including article-specific special provisions, and Article IX of HB 1 (Conference Committee Report), 84th Legislature, Regular Session; HB 6 and HB 7, 84th Legislature, Regular Session; other legislation enacted by the 84th Legislature which affects appropriations; non-substantive technical corrections and/or reconciling adjustments; and the Governor's vetoes. For specific adjustments, see agency bill patterns.

**RECAPITULATION - ARTICLE IV
THE JUDICIARY
(Federal Funds)¹**

	For the Years Ending	
	August 31, 2016	August 31, 2017
Supreme Court of Texas	\$ 1,596,969	\$ 1,596,969
Court of Criminal Appeals	122,500	122,500
Office of Court Administration, Texas Judicial Council	6,634	0
Subtotal, Judiciary	\$ 1,726,103	\$ 1,719,469
Retirement and Group Insurance	860	0
Social Security and Benefit Replacement Pay	191	0
Subtotal, Employee Benefits	\$ 1,051	\$ 0
TOTAL, ARTICLE IV - THE JUDICIARY	\$ 1,727,154	\$ 1,719,469

¹ Incorporates certain appropriation adjustments, including article-specific special provisions, and Article IX of HB 1 (Conference Committee Report), 84th Legislature, Regular Session; HB 6 and HB 7, 84th Legislature, Regular Session; other legislation enacted by the 84th Legislature which affects appropriations; non-substantive technical corrections and/or reconciling adjustments; and the Governor's vetoes. For specific adjustments, see agency bill patterns.

**RECAPITULATION - ARTICLE IV
THE JUDICIARY
(Other Funds)¹**

	For the Years Ending	
	August 31, <u>2016</u>	August 31, <u>2017</u>
Supreme Court of Texas	\$ 16,752,889	\$ 16,752,889
Court of Criminal Appeals	367,751	367,751
First Court of Appeals District, Houston	324,550	324,550
Second Court of Appeals District, Fort Worth	275,050	275,050
Third Court of Appeals District, Austin	234,900	234,900
Fourth Court of Appeals District, San Antonio	266,050	266,050
Fifth Court of Appeals District, Dallas	425,950	425,950
Sixth Court of Appeals District, Texarkana	96,450	96,450
Seventh Court of Appeals District, Amarillo	130,600	130,600
Eighth Court of Appeals District, El Paso	125,450	125,450
Ninth Court of Appeals District, Beaumont	130,600	130,600
Tenth Court of Appeals District, Waco	100,450	100,450
Eleventh Court of Appeals District, Eastland	100,450	100,450
Twelfth Court of Appeals District, Tyler	99,450	99,450
Thirteenth Court of Appeals District, Corpus Christi-Edinburg	236,900	236,900
Fourteenth Court of Appeals District, Houston	444,091	444,091
Office of Court Administration, Texas Judicial Council	5,505,786	5,403,245
Office of the State Prosecuting Attorney	22,500	22,500
State Law Library	19,250	19,250
Judiciary Section, Comptroller's Department	<u>68,202,856</u>	<u>68,203,476</u>
Subtotal, Judiciary	<u>\$ 93,861,973</u>	<u>\$ 93,760,052</u>
Retirement and Group Insurance	4,629,968	4,629,968
Social Security and Benefit Replacement Pay	<u>1,803,638</u>	<u>1,809,713</u>
Subtotal, Employee Benefits	<u>\$ 6,433,606</u>	<u>\$ 6,439,681</u>
Less Interagency Contracts	<u>\$ 10,129,575</u>	<u>\$ 10,027,513</u>
TOTAL, ARTICLE IV - THE JUDICIARY	<u><u>\$ 90,166,004</u></u>	<u><u>\$ 90,172,220</u></u>

¹ Incorporates certain appropriation adjustments, including article-specific special provisions, and Article IX of HB 1 (Conference Committee Report), 84th Legislature, Regular Session; HB 6 and HB 7, 84th Legislature, Regular Session; other legislation enacted by the 84th Legislature which affects appropriations; non-substantive technical corrections and/or reconciling adjustments; and the Governor's vetoes. For specific adjustments, see agency bill patterns.

**RECAPITULATION - ARTICLE IV
THE JUDICIARY
(All Funds)¹**

	For the Years Ending	
	August 31, <u>2016</u>	August 31, <u>2017</u>
Supreme Court of Texas	\$ 44,409,825	\$ 34,297,926
Court of Criminal Appeals	16,220,794	16,215,980
First Court of Appeals District, Houston	4,644,748	4,644,748
Second Court of Appeals District, Fort Worth	3,588,594	3,588,593
Third Court of Appeals District, Austin	3,016,352	3,016,352
Fourth Court of Appeals District, San Antonio	3,578,043	3,578,043
Fifth Court of Appeals District, Dallas	6,338,749	6,338,749
Sixth Court of Appeals District, Texarkana	1,638,120	1,638,119
Seventh Court of Appeals District, Amarillo	2,048,818	2,048,818
Eighth Court of Appeals District, El Paso	1,667,119	1,667,120
Ninth Court of Appeals District, Beaumont	2,046,580	2,046,579
Tenth Court of Appeals District, Waco	1,742,120	1,642,120
Eleventh Court of Appeals District, Eastland	1,644,819	1,644,819
Twelfth Court of Appeals District, Tyler	1,641,134	1,641,133
Thirteenth Court of Appeals District, Corpus Christi-Edinburg	3,013,562	3,013,561
Fourteenth Court of Appeals District, Houston	4,766,018	4,766,018
Office of Court Administration, Texas Judicial Council	81,479,562	78,371,005
Office of Capital and Forensic Writs	1,423,146	1,328,863
Office of the State Prosecuting Attorney	418,646	419,407
State Law Library	1,042,427	1,042,426
State Commission on Judicial Conduct	1,112,436	1,109,936
Judiciary Section, Comptroller's Department	<u>156,810,378</u>	<u>156,891,832</u>
Subtotal, Judiciary	<u>\$ 344,291,990</u>	<u>\$ 330,952,147</u>
Retirement and Group Insurance	64,114,310	65,486,590
Social Security and Benefit Replacement Pay	<u>11,516,142</u>	<u>11,545,935</u>
Subtotal, Employee Benefits	<u>\$ 75,630,452</u>	<u>\$ 77,032,525</u>
Lease Payments	82	0
Less Interagency Contracts	<u>\$ 10,129,575</u>	<u>\$ 10,027,513</u>
TOTAL, ARTICLE IV - THE JUDICIARY	<u>\$ 409,792,949</u>	<u>\$ 397,957,159</u>
Number of Full-Time-Equivalents (FTE)	1,488.5	1,490.9

¹ Incorporates certain appropriation adjustments, including article-specific special provisions, and Article IX of HB 1 (Conference Committee Report), 84th Legislature, Regular Session; HB 6 and HB 7, 84th Legislature, Regular Session; other legislation enacted by the 84th Legislature which affects appropriations; non-substantive technical corrections and/or reconciling adjustments; and the Governor's vetoes. For specific adjustments, see agency bill patterns.

ARTICLE V

PUBLIC SAFETY AND CRIMINAL JUSTICE

Sec. 1. The several sums of money herein specified, or so much thereby as may be necessary, are appropriated out of any funds in the State Treasury not otherwise appropriated, or out of special funds as indicated, for the support, maintenance, or improvement of the designated public safety and criminal justice agencies.

ALCOHOLIC BEVERAGE COMMISSION

	For the Years Ending	
	August 31, 2016	August 31, 2017
Method of Financing:		
General Revenue Fund ^{1, 2}	\$ 49,706,386	\$ 49,769,014
Federal Funds	300,000	300,000
Appropriated Receipts	35,000	35,000
Total, Method of Financing	\$ 50,041,386	\$ 50,104,014
Other Direct and Indirect Costs Appropriated Elsewhere in this Act	\$ 15,378,327	\$ 16,186,357
This bill pattern represents an estimated 100% of this agency's estimated total available funds for the biennium.		
Number of Full-Time-Equivalents (FTE):²	639.0	639.0
Schedule of Exempt Positions:³		
Administrator, Group 5	\$153,503	\$153,503
Items of Appropriation:		
A. Goal: REGULATE DISTRIBUTION Promote the Health, Safety, and Welfare of the Public.		
A.1.1. Strategy: ENFORCEMENT¹	\$ 27,593,294	\$ 27,103,870
B. Goal: LICENSING AND INVESTIGATION Process Applications and Issue Alcoholic Beverage Licenses & Permits.		
B.1.1. Strategy: LICENSING AND INVESTIGATION	\$ 4,715,328	\$ 4,841,070
C. Goal: COLLECT FEES AND TAXES Ensure Compliance with Fees & Taxes.		
C.1.1. Strategy: COMPLIANCE MONITORING Conduct Inspections and Monitor Compliance.	\$ 6,403,826	\$ 6,573,223
C.2.1. Strategy: PORTS OF ENTRY Nontransferable.	\$ 5,352,432	\$ 5,488,129
Total, Goal C: COLLECT FEES AND TAXES	\$ 11,756,258	\$ 12,061,352
D. Goal: INDIRECT ADMINISTRATION		
D.1.1. Strategy: CENTRAL ADMINISTRATION²	\$ 2,800,602	\$ 2,859,726
D.1.2. Strategy: INFORMATION RESOURCES	\$ 2,604,853	\$ 2,655,289
D.1.3. Strategy: OTHER SUPPORT SERVICES	\$ 571,051	\$ 582,707
Total, Goal D: INDIRECT ADMINISTRATION	\$ 5,976,506	\$ 6,097,722
Grand Total, ALCOHOLIC BEVERAGE COMMISSION	\$ 50,041,386	\$ 50,104,014
Object-of-Expense Informational Listing:		
Salaries and Wages	\$ 35,171,887	\$ 35,964,672
Other Personnel Costs	1,382,567	1,460,580
Professional Fees and Services	930,850	958,504

ALCOHOLIC BEVERAGE COMMISSION
(Continued)

Fuels and Lubricants	1,044,200	1,044,200
Consumable Supplies	345,975	345,975
Utilities	450,932	447,332
Travel	714,259	724,569
Rent - Building	2,253,199	2,288,399
Rent - Machine and Other	607,070	607,070
Other Operating Expense	4,683,747	4,539,438
Capital Expenditures	<u>2,456,700</u>	<u>1,723,275</u>
Total, Object-of-Expense Informational Listing	\$ <u>50,041,386</u>	\$ <u>50,104,014</u>

Estimated Allocations for Employee Benefits and Debt Service Appropriations Made Elsewhere in this Act:

Employee Benefits

Retirement	\$ 2,972,695	\$ 3,014,096
Group Insurance	8,595,257	9,427,925
Social Security	2,421,213	2,458,051
Benefits Replacement	<u>65,299</u>	<u>59,095</u>
Subtotal, Employee Benefits	<u>\$ 14,054,464</u>	<u>\$ 14,959,167</u>

Debt Service

Lease Payments	<u>\$ 92,586</u>	<u>\$ 93,911</u>
----------------	------------------	------------------

Total, Estimated Allocations for Employee Benefits and Debt Service Appropriations Made Elsewhere in this Act

\$ 14,147,050	\$ 15,053,078
----------------------	----------------------

1. **Performance Measure Targets.** The following is a listing of the key performance target levels for the Alcoholic Beverage Commission. It is the intent of the Legislature that appropriations made by this Act be utilized in the most efficient and effective manner possible to achieve the intended mission of the Alcoholic Beverage Commission. In order to achieve the objectives and service standards established by this Act, the Alcoholic Beverage Commission shall make every effort to attain the following designated key performance target levels associated with each item of appropriation.

	<u>2016</u>	<u>2017</u>
A. Goal: REGULATE DISTRIBUTION		
Outcome (Results/Impact):		
Percentage of Licensed Establishments Inspected Annually	82%	82%
A.1.1. Strategy: ENFORCEMENT		
Output (Volume):		
Number of Inspections Conducted by Enforcement Agents	81,144	81,144
Efficiencies:		
Average Cost Per Enforcement Inspection	331.3	328.12
Average Cost of Multi-Agency/Joint Operations		
Targeting Organized Crime and Trafficking Statewide	2,400.73	2,296.85
B. Goal: LICENSING AND INVESTIGATION		
Outcome (Results/Impact):		
Average Number of Days to Approve an Original Primary License/Permit	39	39
B.1.1. Strategy: LICENSING AND INVESTIGATION		
Output (Volume):		
Number of Licenses/Permits Issued	74,782	61,080
Efficiencies:		
Average Cost Per License/Permit Processed	52.66	64.1
C. Goal: COLLECT FEES AND TAXES		
Outcome (Results/Impact):		
The Percent of Audits found to be in Full Compliance	80%	80%
C.1.1. Strategy: COMPLIANCE MONITORING		
Output (Volume):		
Number of Audits Conducted by Field Auditors	1,585	1,585
Efficiencies:		
Average Cost of Audits Conducted	435.26	439.67
C.2.1. Strategy: PORTS OF ENTRY		
Output (Volume):		
Number of Alcoholic Beverage Containers Stamped	1,306,735	1,306,795
Number of Cigarette Packages Stamped	418,169	380,960

ALCOHOLIC BEVERAGE COMMISSION
(Continued)

- 2. Capital Budget.** None of the funds appropriated above may be expended for capital budget items except as listed below. The amounts shown below shall be expended only for the purposes shown and are not available for expenditure for other purposes. Amounts appropriated above and identified in this provision as appropriations either for "Lease payments to the Master Lease Purchase Program" or for items with an "(MLPP)" notation shall be expended only for the purpose of making lease-purchase payments to the Texas Public Finance Authority pursuant to the provisions of Government Code §1232.103.

	<u>2016</u>	<u>2017</u>
a. Acquisition of Information Resource Technologies		
(1) Agencywide PC Replacements and Mobile Data Computers - Leased	\$ 456,015	\$ 456,015
(2) Hardware/Software Acquisitions	<u>\$ 434,292</u>	<u>\$ 439,292</u>
Total, Acquisition of Information Resource Technologies	<u>\$ 890,307</u>	<u>\$ 895,307</u>
b. Transportation Items		
(1) Fleet Acquisition - Replacement Vehicles	\$ 1,077,225	\$ 699,525
c. Acquisition of Capital Equipment and Items		
(1) Public Safety Equipment - Replacement	\$ 1,692,844	\$ 1,198,169
d. Data Center Consolidation		
(1) Data Center Consolidation	\$ 603,561	\$ 614,687
Total, Capital Budget	<u>\$ 4,263,937</u>	<u>\$ 3,407,688</u>
Method of Financing (Capital Budget):		
General Revenue Fund	\$ 4,263,937	\$ 3,407,688
Total, Method of Financing	<u>\$ 4,263,937</u>	<u>\$ 3,407,688</u>

- 3. Hazardous Duty Pay Authorized.** The Texas Alcoholic Beverage Commission is authorized to pay hazardous duty pay to any commissioned law enforcement personnel as prescribed by law. It is further provided that individuals who had received hazardous duty pay as of August 31, 1981, shall continue to receive hazardous duty pay for the biennium beginning with the effective date of this Act. Individuals hired after August 31, 1981, shall not receive hazardous duty pay unless so authorized by Government Code, Chapter 659.
- 4. Witness Expenses Authorized.** No other provisions of this Act shall prevent payment by the State of Texas of salaries and expenses incurred by representatives of the Texas Alcoholic Beverage Commission in attendance on state or federal grand jury proceedings, and who may be called as witnesses in the trial of criminal or civil cases in state or federal courts involving offenses complained of against state or federal liquor regulatory or revenue laws. It is further provided that any fees collected by such representatives in performing such duties shall be deposited in the State Treasury to the credit of the appropriations made above.
- 5. Revolving Fund.** The revolving change fund created by prior legislatures in the amount of \$25,000 for use at several International Bridges is appropriated out of the funds above for the biennium beginning with the effective date of this Act for the same purposes.
- 6. Purchase of Evidence Authorized.** From the amounts authorized above, the Texas Alcoholic Beverage Commission is authorized to establish a cash fund not to exceed \$50,000 for the purchase of evidence and/or information and surveillance expenses deemed necessary by the Commission.
- 7. Appropriations Limited to Revenue Collections.** Fees, fines, and other miscellaneous revenues as authorized and generated by the agency shall cover, at a minimum, the cost of the appropriations made above as well as an amount equal to the amount identified above in the informational item "Other Direct and Indirect Costs Appropriated Elsewhere in this Act." In the event that actual and/or projected revenue collections are insufficient to offset the costs identified by this provision, the Legislative Budget Board may direct that the Comptroller of Public Accounts reduce the appropriation authority provided above to be within the amount of revenue expected to be available.

ALCOHOLIC BEVERAGE COMMISSION
(Continued)

- 8. Fleet of Motor Vehicles Authorized.** From funds appropriated above, the Alcoholic Beverage Commission may purchase and maintain a fleet of vehicles. If these vehicles are unmarked for law enforcement purposes, these vehicles shall be utilized only by personnel who are commissioned peace officers or those persons responsible for the maintenance and repair of these vehicles. Vehicles which are properly marked pursuant to state requirements may be utilized for other legitimate agency purposes as needed by personnel employed by the agency.
- 9. Appropriation: Seized Assets.** All funds received under Chapter 59, Code of Criminal Procedure, and Chapter 71, Property Code, by the Alcoholic Beverage Commission are appropriated above in Strategy A.1.1, Enforcement, to be used for law enforcement purposes. Any funds unexpended at the close of each fiscal year are appropriated for the following year (fiscal year 2015 unexpended balance estimated to be \$0).
- 10. Clothing Provisions.**
- a. A commissioned officer who received a \$1,200 clothing allowance pursuant to the General Appropriations Act during the 2014-15 biennium shall receive a \$1,200 clothing allowance in the 2016-17 biennium.
 - b. No person shall receive a \$1,200 clothing allowance unless eligible in subsection (a).
 - c. An individual who is newly hired or newly commissioned after September 1, 1997, is eligible to receive a \$500 cleaning allowance. No rank other than that of agent is entitled to a \$500 cleaning allowance.
 - d. The Texas Alcoholic Beverage Commission may purchase uniforms for Tax Collectors at International Bridges.
- 11. Texas Wine Marketing Assistance Program.** Pursuant to §5.56, Alcoholic Beverage Code, the Texas Alcoholic Beverage Commission shall transfer through an Interagency Contract \$250,000 in each fiscal year in General Revenue Funds, included in the amounts above, from Strategy D.1.1, Central Administration, to the Department of Agriculture for the Texas Wine Marketing Assistance Program.
- 12. Organized Criminal Activity and Financial Criminal Activity Intervention.** The Texas Alcoholic Beverage Commission (TABC) shall report to the Legislative Budget Board not later than December 1 of each fiscal year the amount of appropriations expended during the previous fiscal year for the purpose of intervening in organized criminal activity and financial criminal activity. The report shall include a description of the activities of TABC personnel related to such interventions and the expenditures of each type of activity for which intervention occurs. The report shall include, but is not limited to, the expenditures for the Special Investigations Unit and the Financial Crimes Unit.

¹ Incorporates Article IX, §17.05, of this Act, relating to Appropriation for Salary Increases for Certain State Employees in Salary Schedule C, totaling \$2,389 in FY 2016 and \$2,389 in FY 2017 out of General Revenue Funds, affecting Strategy A.1.1, Enforcement.

² Incorporates Article IX, §18.03(b), of this Act, relating to Centralized Accounting and Payroll/Personnel System Deployments, resulting in increases of \$105,967 in FY 2016 and \$132,277 in FY 2017 out of General Revenue Funds and increases of 1.0 FTE in FY 2016 and 1.0 FTE in FY 2017.

³ Article IX, §18.02, of this Act, increases the salary of the Administrator from \$149,759 to \$153,503.

DEPARTMENT OF CRIMINAL JUSTICE

	For the Years Ending	
	August 31, 2016	August 31, 2017
Method of Financing:		
<u>General Revenue Fund</u>		
General Revenue Fund ^{1,2}	\$ 3,128,039,690	\$ 3,170,148,934
Education and Recreation Program Receipts	113,888,648	113,888,647
Texas Correctional Industries Receipts	5,099,458	5,099,457
Subtotal, General Revenue Fund	<u>\$ 3,247,027,796</u>	<u>\$ 3,289,137,038</u>

DEPARTMENT OF CRIMINAL JUSTICE
(Continued)

General Revenue Fund - Dedicated

Private Sector Prison Industry Expansion Account No. 5060	293,635	293,634
Deferred Maintenance Account No. 5166 ¹	30,000,000	30,000,000

Subtotal, General Revenue Fund - Dedicated	<u>\$ 30,293,635</u>	<u>\$ 30,293,634</u>
--	----------------------	----------------------

Federal Funds for Incarcerated Aliens	7,949,178	7,949,178
---------------------------------------	-----------	-----------

Other Funds

Appropriated Receipts	25,166,989	12,166,989
Interagency Contracts	636,661	636,661
Interagency Contracts - Texas Correctional Industries	47,087,628	47,087,627
Bond Proceeds - General Obligation Bonds	UB	UB

Subtotal, Other Funds	<u>\$ 72,891,278</u>	<u>\$ 59,891,277</u>
-----------------------	----------------------	----------------------

Total, Method of Financing	<u><u>\$ 3,358,161,887</u></u>	<u><u>\$ 3,387,271,127</u></u>
-----------------------------------	--------------------------------	--------------------------------

This bill pattern represents an estimated 100% of this agency's estimated total available funds for the biennium.

Number of Full-Time-Equivalents (FTE):	39,467.4	39,467.4
--	----------	----------

Schedule of Exempt Positions:

Executive Director, Group 8 ³	\$266,500	\$266,500
Presiding Officer, Board of Pardons and Paroles, Group 5 ³	176,300	176,300
Parole Board Member, Group 3 ³	(6) 112,750	(6) 112,750

Items of Appropriation:

A. Goal: PROVIDE PRISON DIVERSIONS

Provide Prison Diversions through Probation & Community-based Programs.

A.1.1. Strategy: BASIC SUPERVISION	\$ 120,609,076	\$ 124,113,045
A.1.2. Strategy: DIVERSION PROGRAMS	\$ 130,842,925	\$ 131,693,959
A.1.3. Strategy: COMMUNITY CORRECTIONS	\$ 47,310,222	\$ 47,605,052
A.1.4. Strategy: TRMT ALTERNATIVES TO INCARCERATION	<u>\$ 11,865,610</u>	<u>\$ 11,937,434</u>
Treatment Alternatives to Incarceration Program.		

Total, Goal A: PROVIDE PRISON DIVERSIONS	<u>\$ 310,627,833</u>	<u>\$ 315,349,490</u>
---	-----------------------	-----------------------

B. Goal: SPECIAL NEEDS OFFENDERS

B.1.1. Strategy: SPECIAL NEEDS PROGRAMS AND SERVICES	\$ 24,985,944	\$ 24,985,944
---	---------------	---------------

C. Goal: INCARCERATE FELONS

C.1.1. Strategy: CORRECTIONAL SECURITY OPERATIONS	\$ 1,194,197,360	\$ 1,194,197,360
C.1.2. Strategy: CORRECTIONAL SUPPORT OPERATIONS	\$ 92,507,504	\$ 82,507,503
C.1.3. Strategy: CORRECTIONAL TRAINING	\$ 4,882,388	\$ 4,882,388
C.1.4. Strategy: OFFENDER SERVICES	\$ 13,951,782	\$ 13,951,783
C.1.5. Strategy: INSTITUTIONAL GOODS	\$ 161,976,782	\$ 161,976,781
C.1.6. Strategy: INSTITUTIONAL SERVICES	\$ 204,163,295	\$ 204,163,296
C.1.7. Strategy: INST'L OPERATIONS & MAINTENANCE	\$ 196,634,599	\$ 196,634,597
Institutional Operations and Maintenance.		
C.1.8. Strategy: UNIT AND PSYCHIATRIC CARE	\$ 277,402,262	\$ 298,206,528
Managed Health Care - Unit and Psychiatric Care.		
C.1.9. Strategy: HOSPITAL AND CLINICAL CARE	\$ 202,174,592	\$ 211,005,573
Managed Health Care-Hospital and Clinical Care.		
C.1.10. Strategy: MANAGED HEALTH CARE-PHARMACY	\$ 57,747,578	\$ 60,926,790
C.1.11. Strategy: HEALTH SERVICES	\$ 4,991,175	\$ 4,991,176
C.1.12. Strategy: CONTRACT PRISONS/PRIVATE ST JAILS	\$ 106,868,051	\$ 108,596,468
Contract Prisons and Privately Operated State Jails.		
C.1.13. Strategy: RESIDENTIAL PRE-PAROLE FACILITIES	\$ 9,350,704	\$ 9,548,766
C.2.1. Strategy: TEXAS CORRECTIONAL INDUSTRIES	\$ 68,469,227	\$ 68,469,225

DEPARTMENT OF CRIMINAL JUSTICE

(Continued)

C.2.2. Strategy: ACADEMIC/VOCATIONAL TRAINING Academic and Vocational Training.	\$ 1,919,044	\$ 1,919,044
C.2.3. Strategy: TREATMENT SERVICES	\$ 27,725,886	\$ 27,725,885
C.2.4. Strategy: SUBSTANCE ABUSE FELONY PUNISHMENT Substance Abuse Treatmt - Substance Abuse Felony Punishment Facilities.	\$ 49,718,310	\$ 49,718,310
C.2.5. Strategy: IN-PRISON SA TREATMT & COORDINATION Substance Abuse Treatment - In-Prison Treatment and Coordination.	\$ 32,710,606	\$ 32,706,605
Total, Goal C: INCARCERATE FELONS	\$ 2,707,391,145	\$ 2,732,128,078
D. Goal: ENSURE ADEQUATE FACILITIES Ensure and Maintain Adequate Facilities.		
D.1.1. Strategy: MAJOR REPAIR OF FACILITIES ¹	\$ 30,000,000	\$ 30,000,000
E. Goal: BOARD OF PARDONS AND PAROLES		
E.1.1. Strategy: BOARD OF PARDONS AND PAROLES	\$ 4,570,245	\$ 4,570,245
E.1.2. Strategy: REVOCATION PROCESSING	\$ 7,722,492	\$ 7,722,493
E.1.3. Strategy: INSTITUTIONAL PAROLE OPERATIONS	\$ 16,818,117	\$ 16,764,054
Total, Goal E: BOARD OF PARDONS AND PAROLES	\$ 29,110,854	\$ 29,056,792
F. Goal: OPERATE PAROLE SYSTEM		
F.1.1. Strategy: PAROLE RELEASE PROCESSING	\$ 7,021,329	\$ 7,021,330
F.2.1. Strategy: PAROLE SUPERVISION	\$ 116,298,930	\$ 116,128,587
F.2.2. Strategy: HALFWAY HOUSE FACILITIES	\$ 25,770,250	\$ 25,770,251
F.2.3. Strategy: INTERMEDIATE SANCTION FACILITIES	\$ 36,992,661	\$ 36,985,529
Total, Goal F: OPERATE PAROLE SYSTEM	\$ 186,083,170	\$ 185,905,697
G. Goal: INDIRECT ADMINISTRATION		
G.1.1. Strategy: CENTRAL ADMINISTRATION	\$ 28,129,965	\$ 28,129,964
G.1.2. Strategy: INSPECTOR GENERAL ²	\$ 12,078,559	\$ 12,078,559
G.1.3. Strategy: VICTIM SERVICES	\$ 1,643,746	\$ 1,643,746
G.1.4. Strategy: INFORMATION RESOURCES	\$ 28,110,671	\$ 27,992,857
Total, Goal G: INDIRECT ADMINISTRATION	\$ 69,962,941	\$ 69,845,126
Grand Total, DEPARTMENT OF CRIMINAL JUSTICE	\$ 3,358,161,887	\$ 3,387,271,127

Object-of-Expense Informational Listing:

Salaries and Wages	\$ 1,559,982,584	\$ 1,559,446,131
Other Personnel Costs	62,164,504	62,164,510
Professional Fees and Services	584,320,041	617,016,686
Fuels and Lubricants	14,142,290	14,142,289
Consumable Supplies	17,264,721	17,264,713
Utilities	119,708,772	119,708,774
Travel	7,751,147	7,751,139
Rent - Building	14,330,964	14,276,898
Rent - Machine and Other	5,325,870	5,325,866
Other Operating Expense	515,180,259	522,522,399
Client Services	61,612,304	61,601,170
Food for Persons - Wards of State	97,752,319	97,752,319
Grants	247,773,307	247,445,427
Capital Expenditures	\$ 50,852,805	\$ 40,852,806

Total, Object-of-Expense Informational Listing \$ 3,358,161,887 \$ 3,387,271,127

Estimated Allocations for Employee Benefits and Debt Service Appropriations Made Elsewhere in this Act:

Employee Benefits

Retirement	\$ 137,728,221	\$ 138,195,980
Group Insurance	404,738,965	440,608,633
Social Security	120,873,149	121,476,773

DEPARTMENT OF CRIMINAL JUSTICE
(Continued)

Benefits Replacement	4,195,300	3,796,748
Subtotal, Employee Benefits	\$ 667,535,635	\$ 704,078,134
Debt Service		
TPFA GO Bond Debt Service	\$ 103,079,944	\$ 59,597,129
Lease Payments	1,350	1,370
Subtotal, Debt Service	\$ 103,081,294	\$ 59,598,499
Total, Estimated Allocations for Employee Benefits and Debt Service Appropriations Made Elsewhere in this Act	\$ 770,616,929	\$ 763,676,633

- 1. Performance Measure Targets.** The following is a listing of the key performance target levels for the Department of Criminal Justice. It is the intent of the Legislature that appropriations made by this Act be utilized in the most efficient and effective manner possible to achieve the intended mission of the Department of Criminal Justice. In order to achieve the objectives and service standards established by this Act, the Department of Criminal Justice shall make every effort to attain the following designated key performance target levels associated with each item of appropriation.

	2016	2017
A. Goal: PROVIDE PRISON DIVERSIONS		
A.1.1. Strategy: BASIC SUPERVISION		
Output (Volume):		
Average Number of Felony Offenders under Direct Supervision	159,485	159,440
Efficiencies:		
Average Monthly Caseload	76	76
A.1.2. Strategy: DIVERSION PROGRAMS		
Output (Volume):		
Number of Residential Facility Beds Grant-funded	2,849	2,849
A.1.3. Strategy: COMMUNITY CORRECTIONS		
Output (Volume):		
Number of Residential Facility Beds Funded through Community Corrections	198	198
B. Goal: SPECIAL NEEDS OFFENDERS		
Outcome (Results/Impact):		
Offenders with Special Needs Three-year Reincarceration Rate	11.2%	11.2%
B.1.1. Strategy: SPECIAL NEEDS PROGRAMS AND SERVICES		
Output (Volume):		
Number of Special Needs Offenders Served Through the Continuity of Care Programs	30,640	30,640
C. Goal: INCARCERATE FELONS		
Outcome (Results/Impact):		
Three-year Recidivism Rate	21.4%	21.4%
Number of Offenders Who Have Escaped from Incarceration	0	0
Turnover Rate of Correctional Officers	23%	23%
Average Number of Offenders Receiving Medical and Psychiatric Services from Health Care Providers	150,746	150,990
Medical and Psychiatric Care Cost Per Offender Day	9.74	10.35
C.1.1. Strategy: CORRECTIONAL SECURITY OPERATIONS		
Output (Volume):		
Average Number of Offenders Incarcerated	140,910	141,154
C.1.8. Strategy: UNIT AND PSYCHIATRIC CARE		
Output (Volume):		
Psychiatric Inpatient Average Daily Census	1,912	1,912
C.1.12. Strategy: CONTRACT PRISONS/PRIVATE ST JAILS		
Output (Volume):		
Average Number of Offenders in Contract Prisons and Privately Operated State Jails	9,696	9,696
C.1.13. Strategy: RESIDENTIAL PRE-PAROLE FACILITIES		
Output (Volume):		
Average Number of Pre-parole Transferees in Pre-parole Transfer Facilities	200	200
Average Number of Offenders in Work Program Facilities	500	500

DEPARTMENT OF CRIMINAL JUSTICE
(Continued)

C.2.1. Strategy: TEXAS CORRECTIONAL INDUSTRIES

Output (Volume):

Number of Offenders Assigned to the Texas Correctional Industries Program	4,800	4,800
---	-------	-------

C.2.3. Strategy: TREATMENT SERVICES

Output (Volume):

Number of Sex Offenders Receiving Subsidized Psychological Counseling While on Parole/Mandatory Supervision	4,747	4,747
---	-------	-------

C.2.4. Strategy: SUBSTANCE ABUSE FELONY PUNISHMENT

Output (Volume):

Number of Offenders Completing Treatment in Substance Abuse Felony Punishment Facilities	6,567	6,567
--	-------	-------

E. Goal: BOARD OF PARDONS AND PAROLES

E.1.1. Strategy: BOARD OF PARDONS AND PAROLES

Output (Volume):

Number of Parole Cases Considered	97,708	97,708
-----------------------------------	--------	--------

F. Goal: OPERATE PAROLE SYSTEM

Outcome (Results/Impact):

Releasee Annual Revocation Rate	6.5	6.5
---------------------------------	-----	-----

F.1.1. Strategy: PAROLE RELEASE PROCESSING

Output (Volume):

Number of Parole Cases Processed	41,553	41,553
----------------------------------	--------	--------

F.2.1. Strategy: PAROLE SUPERVISION

Output (Volume):

Average Number of Offenders Under Active Parole Supervision	87,646	87,751
---	--------	--------

Efficiencies:

Average Monthly Caseload	62	62
--------------------------	----	----

F.2.2. Strategy: HALFWAY HOUSE FACILITIES

Output (Volume):

Average Number of Releasees in Halfway Houses	1,870	1,870
---	-------	-------

F.2.3. Strategy: INTERMEDIATE SANCTION FACILITIES

Output (Volume):

Average Number of Parolees and Probationers in Intermediate Sanction Facilities	2,383	2,383
---	-------	-------

2. **Capital Budget.** None of the funds appropriated above may be expended for capital budget items except as listed below. The amounts shown below shall be expended only for the purposes shown and are not available for expenditure for other purposes. Amounts appropriated above and identified in this provision as appropriations either for "Lease Payments to the Master Lease Purchase Program" or for items with an "(MLPP)" notation shall be expended only for the purpose of making lease-purchase payments to the Texas Public Finance Authority pursuant to the provisions of Government Code §1232.103.

	2016	2017
a. Repair or Rehabilitation of Buildings and Facilities		
(1) Repair and Rehabilitation of Facilities ¹	\$ 30,000,000	\$ 30,000,000
b. Acquisition of Information Resource Technologies		
(1) Computer and Software Acquisitions	3,566,507	3,566,507
c. Transportation Items		
(1) Vehicles, Scheduled Replacements	6,973,285	6,973,286
d. Acquisition of Capital Equipment and Items		
(1) Agricultural Operations	502,740	502,739
(2) Replacement of Operational Support Equipment	2,530,613	2,530,614
(3) Equipment Replacements for Industrial Operations	917,210	917,210
(4) Comprehensive Video Surveillance Systems	10,000,000	0
Total, Acquisition of Capital Equipment and Items	\$ 13,950,563	\$ 3,950,563

DEPARTMENT OF CRIMINAL JUSTICE
(Continued)

e. Data Center Consolidation			
(1) Data Center Consolidation	12,796,343	12,839,397	
Total, Capital Budget	\$ 67,286,698	\$ 57,329,753	

Method of Financing (Capital Budget):

<u>General Revenue Fund</u>			
General Revenue Fund	\$ 36,369,488	\$ 26,412,543	
Texas Correctional Industries Receipts	127,567	127,567	
Subtotal, General Revenue Fund	\$ 36,497,055	\$ 26,540,110	

GR Dedicated - Deferred Maintenance Account No. 5166	30,000,000	30,000,000	
--	------------	------------	--

<u>Other Funds</u>			
Bond Proceeds - General Obligation Bonds		UB	UB
Interagency Contracts - Texas Correctional Industries	789,643	789,643	
Subtotal, Other Funds	\$ 789,643	\$ 789,643	

Total, Method of Financing	\$ 67,286,698	\$ 57,329,753	
----------------------------	---------------	---------------	--

3. **Disposition of Construction Appropriation.** Construction appropriations may be used to pay salaries of engineers, architects, superintendents, supervisors, and administrative expenses and support personnel of construction projects; architectural fees and the actual and necessary travel expenses incurred by them or their representatives in making special trips of inspection at the instance of the Board of Criminal Justice or the Department of Criminal Justice's Executive Director or designee during construction or repair of buildings or installation of fixed equipment in such buildings. The State Auditor's Office may recommend job titles and rates of pay for such salaried positions.

4. **Temporary Loan of Construction Resources.** The Texas Department of Criminal Justice (TDCJ) may temporarily utilize materials and equipment acquired and personnel paid from one project appropriated for construction, repairs, and renovation, including construction of additional capacity and building maintenance, to construct any other similar project for which funds have been appropriated. The receiving project must reimburse the providing project within twelve months with funds and/or a like amount of materials, equipment, equipment usage, or personnel of equivalent value. Reimbursement with funds may be accomplished by transfer in a manner which records appropriate expenditures to the borrowing project and negative expenditures to the lending project. These transfers may be summary amounts in a manner approved by the Comptroller of Public Accounts. However, the TDCJ must maintain adequate detailed records to support such summary transfer amounts.

5. **Architectural Fees.** Notwithstanding other provisions of this Act, in those instances where inmate labor is used on construction projects, the Department of Criminal Justice is authorized to pay architectural fees based on the estimated total cost of a project as if it were to be done by a private contractor. The department shall employ an independent firm, separate from the architect, to estimate the total cost of a project. Architectural fees based on the estimated cost shall be governed by other provisions of this Act.

6. **Construction Encumbrances.** Any funds legally encumbered for construction contracts for projects which are in effect as of August 31, 2015, are considered encumbered and may be carried forward to fiscal year 2016.

7. **Utilization of Existing Correctional Facilities.** The department shall give full consideration to utilizing existing correctional facilities located in the State of Texas and currently owned or operated by federal or local governments. Appropriations to the department may be used for the purposes of leasing, purchasing, or contracting for operations of such facilities if agreements can be reached which are beneficial to the State.

8. **Review of Construction Change Orders.** From funds appropriated above, the Texas Department of Criminal Justice (TDCJ), upon the review of any change order, shall develop a procedure whereby cause of such change order shall be determined and documented in the project file. If it is determined that the change was necessitated by the error or omission of any contracted party, the TDCJ shall hold such party financially responsible.

DEPARTMENT OF CRIMINAL JUSTICE
(Continued)

9. **Salary Adjustment Authorized.** Notwithstanding other provisions of this Act, the Texas Department of Criminal Justice is authorized to adjust salaries of the following position series to rates within the designated salary group for the purpose of recruiting, employing, and retaining career correctional personnel:

- a. Correctional Officer;
- b. Sergeant, Lieutenant, Captain, and Major of Correctional Officers;
- c. Food Service Manager;
- d. Laundry Manager; and
- e. Parole Officer.

Merit raises are prohibited for all employees who are receiving or are eligible to receive step adjustments in the career ladder system. No compression raise may be granted as a result of the salary adjustment authorized in this article.

10. **Appropriation: Meals Authorized.** The department may charge an amount necessary to recover the cost of a meal provided to an employee as described herein. Department employees assigned to work inside correctional facilities or on travel status may receive up to two free meals per shift and employees residing in employee dormitories may receive three free meals per day. None of the funds appropriated above shall be utilized to provide meals to other employees for a charge of less than \$1.00 per meal or to grow, purchase, prepare, or provide food products for employees to use at their homes. All meal fees received are appropriated above in Strategy C.1.5, Institutional Goods. Any fees collected in excess of \$3,030 in fiscal year 2016 and \$3,031 in fiscal year 2017 are hereby appropriated to the department for the same purpose.

11. **Benefit Policy Required.** The Board of Criminal Justice shall maintain a written policy relating to benefits provided in Riders 10 and 13 specifying the criteria used to award these benefits to employees, and shall maintain a system to account for all costs related to these benefits and all revenues from collection of fees.

12. **Appropriation: State-owned Housing Authorized.**

- a. The department's Regional Directors, Chief Wardens, Assistant Wardens, Majors of Correctional Officers, Captain of Correctional Officers, Lieutenant of Correctional Officers, Kennel Sergeants, Maintenance Supervisors, and Fire/Safety Managers at each facility are authorized to live in state-owned housing at rental rates determined by the department.
- b. Other department employees may live in available state-owned housing as set forth in Article IX, §11.02, Reporting Related to State Owned Housing, of this Act.
- c. All fees received for employee housing are appropriated above in Strategy C.1.7, Institutional Operations and Maintenance, to be used for maintaining employee housing. Any fees collected in excess of \$1,694,640 in fiscal year 2016 and \$1,694,640 in fiscal year 2017 are hereby appropriated to the department for the same purpose.
- d. The state-owned housing, excluding Bachelor's Officers Quarters, at the Department of Criminal Justice shall be a cost recovery program. The total fees charged to employees shall at least cover the cost of maintenance and utilities.

13. **Appropriation: Laundry Service.** The department may charge an amount necessary to recover the cost for the provision of laundry services as described herein. The department may launder or dry clean the uniforms of correctional officers at no charge. None of the funds appropriated above may be used to launder or dry clean other employee clothing or to provide other services unless fees are charged to recover the cost of providing the services. All fees collected for laundry and other related services are appropriated above in Strategy C.1.5, Institutional Goods. Any fees collected in excess of \$1,058,624 in fiscal year 2016 and \$1,058,623 in fiscal year 2017 are hereby appropriated to the department for the same purpose.

14. **Employee Medical Care.** Appropriations made in this Act not otherwise restricted in use may also be expended to provide medical attention and hospitalization by correctional medical staff and the correctional hospital facilities, or to pay necessary medical expenses for employees injured while performing the duties of any hazardous position which is not reimbursed by workers' compensation and/or employees' state insurance. For the purpose of this section, "hazardous position" shall mean one for which the regular and normal duties inherently involve the risk or peril of bodily injury or harm. Appropriations made in this Act not otherwise restricted in use may

DEPARTMENT OF CRIMINAL JUSTICE
(Continued)

also be expended for medical tests and procedures on employees that are required by federal or state law or regulations when the tests or procedures are required as a result of the employee's job assignment or when considered necessary due to potential or existing litigation.

15. **Hazardous Duty Pay.** Employees hired after August 31, 1985, must occupy positions approved by the Texas Board of Criminal Justice and meet statutory criteria to receive hazardous duty pay.
16. **Transfer Authority within and between Goals.** Notwithstanding Article IX, §14.01, Appropriation Transfers, of this Act, the Texas Department of Criminal Justice is authorized to transfer such amounts as may be necessary within appropriations made for each goal.

Funds may be transferred between goals, provided that before any transfer between goals which will have the cumulative effect of changing expenditures for any goal by more than 20 percent of the amount appropriated for that goal for the fiscal year, written notification of intent to transfer be provided the Governor, the Legislative Budget Board, the Senate Finance Committee, and the House Appropriations Committee.

17. **Petty Cash Fund Authorized.** The local Petty Cash Revolving Fund in the amount of \$10,000 is continued for the biennium beginning September 1, 2015, and may be used to advance or reimburse transfer agents and for the care and maintenance of convicted felons while en route to the department from points in Texas and elsewhere in the United States; and for the payment of C.O.D. freight and express charges and similar items requiring immediate cash disbursements. The funds shall be reimbursed by warrants drawn and approved by the Comptroller out of appropriated funds to the Texas Department of Criminal Justice.
18. **Revolving Fund Authorized.** The local Inmate Release Revolving Fund of \$500,000 is continued for each year of the biennium beginning September 1, 2015, and is deposited in a bank or banks in Texas; and all inmates released on parole, mandatory supervision, discharge, or conditional pardon shall be paid out of this fund. The fund shall be reimbursed by warrants drawn and approved by the Comptroller out of appropriated funds to the Texas Department of Criminal Justice.
19. **Appropriation: Agriculture Receipts.** Each year of the biennium the Texas Department of Criminal Justice (TDCJ) may exchange agricultural products for other agricultural products and finished goods, and all revenue accruing from the sale of agricultural commodities or livestock and other revenues as they apply to sales of equipment, salvage, refunds, and to recover damage claims are appropriated above in Strategy C.1.6, Institutional Services. Any revenues collected in excess of \$6,391,832 in fiscal year 2016 and \$6,391,832 in fiscal year 2017 are hereby appropriated to the department for agricultural operations. Any unexpended balance up to \$2,000,000 remaining from revenues on August 31, 2015, and August 31, 2016, is appropriated to allow for continuity of agricultural production and sales cycles which do not conform to fiscal years (fiscal year 2015 unexpended balance estimated to be \$0).
20. **Appropriation: Acceptance of Grants, Gifts.** The Board of Criminal Justice is authorized to accept federal grants, donations, and gifts, including those of real property, for the programs and projects of the agency. All such gifts, donations, and grants are appropriated above in Strategy C.1.1, Correctional Security Operations, for the purposes for which they are made available, provided, however, that in taking advantage of or accepting such funds, the Board shall not incur any indebtedness which would necessitate a supplemental or additional appropriation out of any funds of this State nor deplete any of the funds herein appropriated to an amount which would necessitate a supplemental or additional appropriation out of any funds of this State to replenish said fund or funds.
21. **Appropriation: Controlled Substance Receipts.** In addition to the amounts appropriated above, all funds received under Chapter 59, Code of Criminal Procedure, and Chapter 71, Property Code, by the Texas Department of Criminal Justice are appropriated in Strategy G.1.2, Inspector General, to be used for law enforcement purposes. Any funds unexpended at the close of each fiscal year are appropriated for the following year (fiscal year 2015 unexpended balance estimated to be \$0).
22. **Appropriation: Texas Correctional Industries Receipts.** Receipts collected from the sales of products produced by Texas Correctional Industries (TCI) are appropriated above in Strategy C.2.1, Texas Correctional Industries. Any receipts collected in excess of \$52,187,086 in fiscal year 2016 and \$52,187,084 in fiscal year 2017 are hereby appropriated to the department for the continued production of TCI goods and services (estimated to be \$0). Any unexpended and unobligated balance up to \$5,000,000 remaining from TCI revenues on August 31, 2015, and

DEPARTMENT OF CRIMINAL JUSTICE

(Continued)

August 31, 2016, is appropriated to the department for the same purpose. The State Comptroller shall transfer any unobligated fund balances from Texas Correctional Industries receipts in excess of \$5,000,000 to the General Revenue Fund at the end of each fiscal year (fiscal year 2015 unexpended balance estimated to be \$0).

23. **Appropriation: Unexpended Balances for Increased Offender Populations.** In order to operate new correctional facilities or programs necessary for increased offender populations under the department's supervision, unexpended balances from appropriations made to the Department of Criminal Justice for fiscal year 2016 are hereby appropriated to the Department for fiscal year 2017 contingent upon written notification to the Governor and the Legislative Budget Board by the Texas Board of Criminal Justice, not less than 45 days prior to encumbrance, which details the amount and purpose of expenditures of funds carried into fiscal year 2017 under authority of this provision.
24. **Transfer Limitation.** Upon any order from a federal court that requires the Texas Department of Criminal Justice to transfer funds from any appropriation made hereinabove, those funds which were attempted to be transferred shall lapse and the Comptroller shall return the amount appropriated to its respective source.
25. **Appropriation: Recreational Facility Fees.** The department may charge an amount necessary to recover the cost for the use of recreation facilities. Fees charged for recreation facilities owned and operated by the department are to be deposited in a special account with the Comptroller of Public Accounts. All recreational facility fees received are appropriated above in Strategy C.1.7, Institutional Operations and Maintenance. Any fees collected in excess of \$30,545 in fiscal year 2016 and \$30,545 in fiscal year 2017 are hereby appropriated to the department for continued operation and maintenance of the department's recreational facilities.
26. **Aircraft Provision.** Notwithstanding other provisions in this Act, the Texas Department of Criminal Justice (TDCJ) may expend funds from appropriations above to own or lease, operate, and maintain one aircraft and to replace it if necessary. In the event that a temporary need arises, TDCJ may expend funds for the lease or rental of aircraft on an as-needed basis.
27. **Expenditure Limitation - Windham School District.** None of the funds provided to the Windham School District through the Texas Education Agency shall be expended unless the Board of Criminal Justice has approved an annual operating budget for the school district prior to the expenditure of any funds. The Department of Criminal Justice shall file a copy of that operating budget of the Windham School District with the Governor, the Legislative Budget Board, and the appropriate legislative oversight committees at the beginning of each fiscal year.
28. **Appropriation: Education and Recreation Program Receipts.** All receipts collected from the operation of facility commissaries and all gifts and other income for inmate welfare accruing together with Education and Recreation Program account balances at the beginning of each year of the biennium beginning September 1, 2015, are hereby appropriated above in Strategy C.1.6, Institutional Services, to the Department of Criminal Justice subject to the following provisions:
 - a. All receipts collected shall be deposited in accordance with applicable statutes: (1) in the General Revenue Fund of the State Treasury; (2) in trust with the State Comptroller; or (3) in a local bank account on approval by the State Comptroller.
 - b. Salaries of personnel employed by the Education and Recreation Program shall conform with the provisions of the Classification Plan except as otherwise provided by this Act.
 - c. Funds deposited in Education and Recreation Program accounts shall be expended only with the advance, written approval of the Board of Criminal Justice.
 - d. The department shall expend Education and Recreation Program receipts first for the construction, maintenance, equipment, and operations of recreational facilities and for the income producing operations of the program. Any remaining balances may be expended for other programs benefiting the welfare of department confinees.

Any Education and Recreation Program receipts collected in excess of \$113,888,648 in fiscal year 2016 and \$113,888,647 in fiscal year 2017 are hereby appropriated to the department subject to the above-cited provisions.

29. **Appropriation: Parole Supervision Fees.** All parole supervision fees collected from offenders in accordance with Government Code §508.182, are appropriated above in Strategy F.2.1, Parole

DEPARTMENT OF CRIMINAL JUSTICE
(Continued)

Supervision. Any fees collected in excess of \$8,120,919 in fiscal year 2016 and \$8,120,919 in fiscal year 2017 are hereby appropriated to the department for parole supervision.

30. Postsecondary Education Programs. Out of funds appropriated above in Strategy C.2.2, Academic and Vocational Training, the Department of Criminal Justice may provide postsecondary education courses only to inmates who have:

- a. demonstrated a clear and convincing record of rehabilitation while incarcerated, and
- b. demonstrated an interest in a field of study that lends itself to performing specific and beneficial tasks while incarcerated, and
- c. demonstrated the aptitude and capabilities to do college-level study.

The costs of such postsecondary education programs shall be reimbursed by the inmate as a condition of parole. One hundred percent of the reimbursements are appropriated to Strategy C.2.2, Academic and Vocational Training.

The Department of Criminal Justice shall not provide in-cell tutoring for inmates who are in administrative segregation.

The Department of Criminal Justice may not transfer appropriations out of Strategy C.2.2, Academic and Vocational Training. All of the funds appropriated above in Strategy C.2.2, Academic and Vocational Training, are to be distributed to the community colleges that provide the postsecondary education programs and services. No funds appropriated above in Strategy C.2.2, Academic and Vocational Training, may be retained by TDCJ or the Windham School District for administration. Programs under Strategy C.2.2, Academic and Vocational Training, are to be administered by TDCJ's Rehabilitation Programs Division.

31. Appropriation Transfers Between Fiscal Years. In addition to the transfer authority provided elsewhere in this Act, the Texas Department of Criminal Justice may transfer appropriations in an amount not to exceed \$150,000,000 made for fiscal year 2017 to fiscal year 2016, subject to the following conditions provided by this section:

- a. Transfers under this section may be made only:
 - (1) if correctional populations exceed the capacity of the department, or
 - (2) if Federal Funds for Incarcerated Aliens appropriated in fiscal year 2016 to the department are not received in the amount identified in the method of finance for that year, or
 - (3) for any other emergency expenditure requirements, including expenditures necessitated by public calamity.
- b. The transfer authority provided above is exclusive of expenditure needs for Strategy C.1.8, Managed Health Care - Unit and Psychiatric Care, C.1.9, Managed Health Care - Hospital and Clinical Care, and C.1.10, Managed Health Care - Pharmacy.
- c. A transfer authorized by this section must receive the prior approval of the Governor and the Legislative Budget Board.
- d. The Comptroller of Public Accounts shall cooperate as necessary to assist the completion of a transfer and spending made under this section.

32. Computer Refurbishing Program. The Texas Department of Criminal Justice shall use funds appropriated above in Strategy C.2.1, Texas Correctional Industries, to develop and implement an inmate work program in which donated, second-hand computers are refurbished in prisons for use by public schools.

33. Correctional Officer Training. Out of funds appropriated above, the Texas Department of Criminal Justice shall provide at least 284 hours of training for new correctional officers.

34. Ombudsman Activity. From funds appropriated above, the Ombudsman for the Texas Department of Criminal Justice (TDCJ) shall respond to all agency and legislatively referred

DEPARTMENT OF CRIMINAL JUSTICE
(Continued)

complaints in a timely manner. The TDCJ shall develop performance measures, trend analysis, and a method of resolution for issues presented. The TDCJ shall provide summary reports regarding this activity to the Legislative Budget Board and the Governor on an annual basis.

35. Safe Prisons Program. From funds appropriated above, the Texas Department of Criminal Justice (TDCJ) shall maintain a Safe Prisons Program for the purpose of preventing and limiting the number of sexual assaults by inmates on inmates. Strategies to prevent sexual assaults that may be used in the Safe Prisons Program include, but are not limited to, use of protective custody; use of an inmate's assault history in making cell assignments; use of an inmate's likelihood of victimization in cell assignments; education of correctional officers on the importance of preventing sexual assault; education of new prisoners on the risks of sexual assault, including prosecution; and use of surveillance cameras. TDCJ shall report annually to the Legislative Budget Board and the Governor the number of sexual assaults by inmates on inmates and the actions taken on each assault. Additional reporting elements may be established by the Legislative Budget Board and the Governor. TDCJ shall designate a Safe Prisons Program coordinator who reports directly to the TDCJ Executive Director.

36. Appropriation: Unexpended Balances Bond Proceeds. Included in the amounts appropriated above are unexpended and unobligated balances of General Obligation Bond Proceeds for projects that have been approved under the provisions of Article IX, Section 17.02 of Senate Bill 1, Eighty-third Legislature, Regular Session, 2013, remaining as of August 31, 2015, (estimated to be \$0). Also included in the amounts appropriated above are unexpended and unobligated balances of General Obligation Bond Proceeds for projects that have been approved under the provisions of Article IX, Section 18.01 of House Bill 1, Eighty-second Legislature, Regular Session, 2011, remaining as of August 31, 2015, (estimated to be \$0).

Any unexpended balances in General Obligation Bond Proceeds described herein and remaining as of August 31, 2016, are hereby appropriated for the same purposes for the fiscal year beginning September 1, 2016.

37. Appropriation: Refunds of Unexpended Balances from CSCDs. The Texas Department of Criminal Justice (TDCJ) shall maintain procedures to ensure that the state is refunded all unexpended and unencumbered balances of state funds held as of the close of this biennium by local community supervision and corrections departments (CSCDs). All estimated fiscal years 2014-15 refunds received from CSCDs by TDCJ are appropriated above in Strategies A.1.1, Basic Supervision, A.1.2, Diversion Programs, A.1.3, Community Corrections, and A.1.4, Treatment Alternatives to Incarceration. All refunds received by TDCJ in excess of \$13,000,000 shall be redistributed by TDCJ for the benefit of the community supervision and corrections system and to implement one or more commitment reduction plans authorized by Senate Bill 1055 enacted during the Eighty-second Legislature, Regular Session, 2011 (estimated to be \$0). TDCJ shall review, at least quarterly, CSCDs' use of state funding from Strategies A.1.2, Diversion Programs, and A.1.4, Treatment Alternatives to Incarceration Program, and deobligate and reallocate CSCDs' unexpended and unencumbered state funds within the biennium in a timely manner.

38. Transportation - Substance Abuse. From funds appropriated above, the Department of Criminal Justice shall provide transportation for inmates who are released from Substance Abuse Felony Punishment Facilities (SAFPF) or In-Prison Therapeutic Community (IPTC) facilities and transferred to a residential setting.

39. Interagency Contract for Legal Services. Out of funds appropriated above, \$1.3 million for each fiscal year of the 2016-17 biennium is for an interagency contract with the Office of the Attorney General for legal services provided by the Office of the Attorney General to the Texas Department of Criminal Justice (TDCJ). Any interagency contract funded by appropriated funds may not exceed reasonable attorney fees for similar legal services in the private sector, shall not jeopardize the ability of TDCJ to carry out its legislative mandates, and shall not affect the budget for TDCJ such that employees must be terminated in order to pay the amount of the interagency contract.

40. Continuity of Care. Out of the funds appropriated above in Strategy B.1.1, Special Needs Programs and Services, the Texas Correctional Office on Offenders with Medical or Mental Impairments (TCOOMMI) shall coordinate with the Texas Department of State Health Services, county and municipal jails, and community centers as defined in the Texas Health and Safety Code §534.001 on establishing methods for the continuity of care for pre- and post-release

DEPARTMENT OF CRIMINAL JUSTICE
(Continued)

activities of defendants who are returned to the county of conviction after the defendant's competency has been restored. TCOOMMI shall coordinate in the same manner it performs continuity of care activities for offenders with special needs.

41. **Texas State Council for Interstate Adult Supervision Authority.** Out of funds appropriated above, TDCJ shall provide reimbursement of travel expenses incurred by members of the Texas State Council for Interstate Adult Offender Supervision while conducting the business of the council in accordance with Government Code, Chapters 510 and 2110, and provisions of this Act related to the per diem of board or commission members.
42. **Advisory Committee on Offenders with Medical or Mental Impairments.** Out of the funds appropriated above, TDCJ shall provide reimbursement of travel expenses incurred by members of the Advisory Committee on Offenders with Medical or Mental Impairments incurred while conducting business of the committee in accordance with Government Code, Chapter 2110, Health and Safety Code, Chapter 614, and provisions of this Act related to the per diem of board or commission members.
43. **Medically Recommended Intensive Supervision.** From funds appropriated above, the Department of Criminal Justice (TDCJ) shall maintain an automated report to assist in identifying offenders eligible for medically recommended intensive supervision (MRIS). TDCJ shall maintain uniform diagnosis codes to signal offenders eligible for release on MRIS. TDCJ shall expedite its screening process for MRIS by requesting an offender's board file at the same time it assigns a caseworker to complete an interview of the offender.
44. **Unexpended Balance Authority for Special Needs Programs and Services.** Any unexpended balances as of August 31, 2016, for the Texas Department of Criminal Justice in appropriations made above in Strategy B.1.1, Special Needs Programs and Services, are hereby appropriated to the department for the fiscal year beginning September 1, 2016, for the same purpose.
45. **Monitoring of Community Supervision Diversion Funds.** From funds appropriated above, the Texas Department of Criminal Justice (TDCJ) shall maintain a specific accountability system for tracking community supervision funds targeted at making a positive impact on the criminal justice system.

In addition to continuing the recommendations made by the State Auditor's Office in the September 2012 report (Report No. 13-004) to the Texas Department of Criminal Justice regarding the monitoring of community supervision and corrections departments (CSCDs) to ensure that Diversion Program grant funds have been spent as intended, the agency shall implement a monitoring system so that the use of funds appropriated in Strategies A.1.2, A.1.3, and A.1.4. can be specifically identified.

The agency shall produce, on an annual basis, detailed monitoring, tracking, utilization, and effectiveness information on the above mentioned funds. This information shall include information on the impact of any new initiatives. Examples include, but are not limited to, number of offenders served, number of residential beds funded, number of community supervision officers hired, and caseload sizes. The agency shall provide documentation regarding the methodology used to distribute the funds. In addition to any other requests for information, the agency shall report the above information for the previous fiscal year to the Legislative Budget Board and the Governor's Office by December 1st of each year.

46. **Withholding of Funds.** The Department of Criminal Justice (TDCJ) may withhold the distribution of funds allocated in Goal A, Provide Prison Diversions, to community supervision and corrections departments (CSCDs) that fail to comply with TDCJ data reporting requirements that include, but are not limited to, data required for the Community Supervision Tracking System, Quarterly Financial Reports, Monthly Community Supervision and Corrections Reports, Caseload Reports, Program Output reports and other data required by TDCJ for accountability purposes.
47. **Correctional Managed Health Care.** The use of appropriated funds to the Department of Criminal Justice for managed health care (CMHC) for offenders in custody shall be governed by the specific limitations included in this rider.

DEPARTMENT OF CRIMINAL JUSTICE
(Continued)

a. Managed Health Care Staff Loan Repayment

1. None of the funds appropriated above shall be used for loan repayment assistance for medical and mental health care staff without prior approval of the Legislative Budget Board.

b. Correctional Managed Health Care Committee

1. None of the funds appropriated above shall be used for payment of salaries, operating expenses, or travel expenses for staff of the Correctional Managed Health Care Committee.
2. From funds appropriated above, the Department of Criminal Justice may provide reimbursement of travel expenses incurred by the members of the Correctional Managed Health Care Committee with prior approval of the Legislative Budget Board.

c. Strategy C.1.8, Managed Health Care - Unit and Psychiatric Care

1. Together with the Texas Tech University Health Sciences Center and the University of Texas Medical Branch, the Department of Criminal Justice shall approve a staffing model and services by unit that conform to the available annual appropriation in Strategy C.1.8, Managed Health Care - Unit and Psychiatric Care, before the beginning of each fiscal year.
2. The Texas Tech University Health Sciences Center and the University of Texas Medical Branch, shall provide unit medical and psychiatric care based on the jointly developed staffing model and services approved by the Department of Criminal Justice.
3. To the extent possible, the Department of Criminal Justice shall maintain at least one Correctional Officer or other staff that is a licensed health care professional on duty per unit at all times.
4. Receipts from inmate health care fees collected from offenders in accordance with Government Code, Section 501.063, are appropriated above in Strategy C.1.8, Managed Health Care - Unit and Psychiatric Care, estimated to be \$2,000,000 in General Revenue Funds in fiscal year 2016 and estimated to be \$2,000,000 in General Revenue Funds in fiscal year 2017. Any receipts collected in excess of \$2,000,000 in fiscal year 2016 and \$2,000,000 in fiscal year 2017 are hereby appropriated to the department to pay the cost of correctional health care.

d. Strategy C.1.9, Managed Health Care - Hospital and Clinical Care

1. The University of Texas Medical Branch shall provide inpatient and outpatient hospital services and physician services at the University of Texas Medical Branch Hospital Galveston for offenders in the custody of the Department of Criminal Justice. Inpatient and applicable hospital outpatient services shall be reimbursed at an amount no greater than the University of Texas Medical Branch's Medicaid Tax Equity and Fiscal Responsibility Act (TEFRA) rates. Hospital outpatient services not subject to Medicaid TEFRA reimbursements shall be reimbursed at an amount not to exceed the published Medicaid fee schedules for such services. Physician services shall be reimbursed at a rate not to exceed cost.
2. The Texas Tech University Health Sciences Center, the University of Texas Medical Branch, and any other contracted CMHC health care providers shall provide inpatient and outpatient hospital services through contract hospital providers for offenders in the custody of the Department of Criminal Justice at a rate not to exceed 100 percent of what would be paid for similar services according to the Medicare reimbursement methodology. The Department of Criminal Justice may pay a rate in excess of Medicare reimbursement rates only after receiving prior written approval from the Legislative Budget Board.
3. The Department of Criminal Justice may provide for a medical review of the appropriateness of non-emergency medical procedures provided by the University of Texas Medical Branch Hospital Galveston.

DEPARTMENT OF CRIMINAL JUSTICE
(Continued)

e. Transferability

1. The Department of Criminal Justice shall not transfer any appropriations between Strategies C.1.8, Managed Health Care - Unit and Psychiatric Care; C.1.9, Managed Health Care - Hospital and Clinical Care, and C.1.10, Managed Health Care - Pharmacy, without prior approval of the Legislative Budget Board. When requesting the approval of the Legislative Budget Board to transfer appropriations between correctional managed health care strategies, the Department of Criminal Justice shall submit in a timely manner the request along with adequate information for evaluating the request. Any additional information requested by the Legislative Budget Board must be submitted promptly and in a manner prescribed by the Legislative Budget Board. The request shall be considered approved unless the Legislative Budget Board issues a written disapproval within 30 business days after the date the Legislative Budget Board staff concludes its review of the request and forwards the review to the Chair of the House Appropriations Committee, Chair of the Senate Finance Committee, Speaker of the House, and Lieutenant Governor. Any requests for additional information by the Legislative Budget Board interrupts the counting of the 30 business days.
2. This transferability limitation extends to the Texas Tech University Health Sciences Center and the University of Texas Medical Branch, upon receipt of funding from the Department of Criminal Justice.

f. Reimbursement to Contracted Health Care Providers

1. At the beginning of each quarter, the Department of Criminal Justice shall prepay the Texas Tech University Health Sciences Center and the University of Texas Medical Branch, one quarter of the annual appropriation for services to be rendered under contract.
2. The Department of Criminal Justice shall reimburse the Texas Tech University Health Sciences Center and the University of Texas Medical Branch, for actual costs, including indirect administrative services based on generally accepted accounting principles. The total reimbursements shall not exceed amounts appropriated above in Strategies C.1.8, Managed Health Care - Unit and Psychiatric Care, C.1.9, Managed Health Care - Hospital and Clinical Care, and C.1.10, Managed Health Care - Pharmacy, unless prior approval is provided by the Legislative Budget Board.
3. Informational Item - In addition to the CMHC appropriations made above in TDCJ, other CMHC-related appropriations are made elsewhere in the General Appropriations Act. Certain University of Texas Medical Branch (UTMB) and Texas Tech University Health Sciences Center (TTUHSC) employees deliver TDCJ-contracted CMHC services. UTMB and TTUHSC receive General Revenue Funds in state reimbursements for a portion of the benefits provided to these university employees. This funding is provided through the various state agencies/systems that administer benefits for higher education employees.

g. Reporting Requirements

1. The Department of Criminal Justice is required to submit quarterly to the Legislative Budget Board and the Office of the Governor a report detailing:
 - i. correctional managed health care actual and projected expenditures for unit and psychiatric care, hospital and clinical care, and pharmacy;
 - ii. health care utilization and acuity data; and
 - iii. other health care information determined by the Office of the Governor and the Legislative Budget Board.
2. The Texas Tech University Health Sciences Center, the University of Texas Medical Branch, and any other contracted CMHC health care providers shall provide the Department of Criminal Justice with necessary documentation to fulfill the reporting requirements contained in this section.

DEPARTMENT OF CRIMINAL JUSTICE
(Continued)

h. Managed Health Care Operational Shortfalls

1. If deemed necessary by the Department of Criminal Justice, appropriations may be transferred into Strategies C.1.8, Managed Health Care - Unit and Psychiatric Care, C.1.9, Managed Health Care - Hospital and Clinical Care, and C.1.10, Managed Health Care - Pharmacy, with prior approval of the Legislative Budget Board.
2. In addition to transfer authority provided elsewhere in this Act, the Department of Criminal Justice may transfer appropriations made in Strategies C.1.8, Managed Health Care - Unit and Psychiatric Care, C.1.9, Managed Health Care - Hospital and Clinical Care, and C.1.10, Managed Health Care - Pharmacy, for fiscal year 2017 to fiscal year 2016 with prior approval of the Legislative Budget Board.
3. When requesting the approval of the Legislative Budget Board to transfer appropriations for the purposes described in paragraphs h.1. and h.2. above, the Department of Criminal Justice shall submit in a timely manner the request along with adequate information for evaluating the request. Any additional information requested by the Legislative Budget Board must be submitted promptly and in a manner prescribed by the Legislative Budget Board. The request shall be considered approved unless the Legislative Budget Board issues a written disapproval within 30 business days after the date the Legislative Budget Board staff concludes its review of the request and forwards the review to the Chair of the House Appropriations Committee, Chair of the Senate Finance Committee, Speaker of the House, and Lieutenant Governor. Any requests for additional information by the Legislative Budget Board interrupts the counting of the 30 business days.

- 48. Battering Intervention and Prevention Program.** Out of funds appropriated above in Strategy A.1.2, Diversion Programs, the Texas Department of Criminal Justice (TDCJ) shall allocate \$1,750,000 in fiscal year 2016 and \$1,750,000 in fiscal year 2017 for funding the Battering Intervention and Prevention Program (BIPP) in the manner required by Article 42.141 of the Code of Criminal Procedure. The BIPP shall be administered using a statewide allocation of direct grants from TDCJ to local non-profit organizations in the manner described in Government Code §509.011. Funds subject to this provision shall be allocated at the local level and designated for use only for these programs. Funds subject to this provision may not be utilized for administrative expenses of local community supervision and corrections departments nor may they be used to supplant local funding.

Out of funds appropriated above in Goal G, Indirect Administration, TDCJ shall conduct an evaluation of the effectiveness of programs and services provided through BIPP grants during the 2014-15 biennium. The evaluation shall specify measurements of effectiveness, include qualitative program analysis, and include a progress report on the programs and services provided through BIPP grants during fiscal year 2016. TDCJ shall report the findings of the evaluation to the Legislative Budget Board and the Governor no later than September 1, 2016.

- 49. Misdemeanor Funding.** The Texas Department of Criminal Justice shall distribute funds at a rate not to exceed \$0.70 per day for each misdemeanor defendant directly supervised by a community supervision and corrections department. Funding for each misdemeanor defendant may not exceed the period of time authorized by statute.
- 50. Utilization of Correctional Institution Beds Above 96 Percent Capacity.** Out of funds appropriated above in Goal C, Incarcerate Felons, the Texas Department of Criminal Justice shall utilize correctional institution beds above 96 percent capacity to the fullest extent possible. The utilization of bed capacity is not to prohibit meeting inmate classification and custody level requirements or medical and mental health care responsibilities.
- 51. Improve Ombudsman Reporting.** Out of funds appropriated above, the Texas Department of Criminal Justice's (TDCJ) Ombudsman shall provide annual reports to the Governor, Lieutenant Governor, Speaker of the House, and the legislative committees tasked with criminal justice and appropriations on the number and types of inquiries made, the resolution of each inquiry, and how each inquiry was resolved. These reports shall also be made available to the public. TDCJ's Ombudsman shall submit the annual reports no later than December 1st of each fiscal year for the preceding fiscal year's activity.
- 52. Improve Parole and Reentry Reporting.** Out of funds appropriated above, the Texas Department of Criminal Justice's (TDCJ) Reentry and Integration Division and Parole Division

DEPARTMENT OF CRIMINAL JUSTICE
(Continued)

shall submit an annual joint report to the Governor, Lieutenant Governor, Speaker of the House, and the legislative committees tasked with criminal justice and appropriations, capturing:

- a. the number of referrals given by parole officers for specific needs, such as housing, medical care, treatment for substance abuse or mental illness, veterans services, basic needs, etc.;
- b. the outcomes of these referrals and identified areas where referrals are not possible due to unavailable resources or providers;
- c. the outcomes of programs and services that are available to releasees, with outcomes based on reentry coordinator follow-up inquiries evaluating offenders' progress after release;
- d. the common reentry barriers identified during releasees' individual assessments, including in areas of housing, medical care, treatment for substance abuse or mental illness, veterans services, or other basic needs;
- e. the common reentry benefits and services that reentry coordinators help releasees obtain or apply for;
- f. information on available community resources; and
- g. data regarding parole officer and reentry coordinator training.

These annual joint reports shall also be made available to the public. TDCJ shall submit the annual joint report no later than December 1st of each fiscal year for the preceding fiscal year's activity.

- 53. Payments to District Clerks.** Out of funds appropriated above, the district clerks in counties with four or more Texas Department of Criminal Justice (TDCJ) operational correctional facilities are to be allocated, during each fiscal year of the biennium, an amount not to exceed \$12,000 to be allocated in equal monthly installments. The allocation must be used for the purpose of covering costs incurred in the filing of TDCJ inmate correspondence.
- 54. Track Substance Abuse Felony Punishment Facilities Completion Rates.** Out of funds appropriated above, the Texas Department of Criminal Justice (TDCJ) shall track program completion rates of offenders in Substance Abuse Felony Punishment Facilities to determine where improvements can be made and where resources should be allocated. TDCJ shall report the findings to the Legislative Budget Board and the Governor no later than September 1st of each even-numbered year.
- 55. Provide Incarcerated Offenders With Useful Information.** Out of funds appropriated above, the Texas Department of Criminal Justice (TDCJ) shall ensure information is always available to incarcerated offenders on various topics, including but not limited to innocence and wrongful convictions, inmate transfers, the health care services fee, prisoners' civil rights, filing a grievance, requesting medical care, veterans services (pre- and post-release), child support, and reentry-related issues, including information on voting rights and on community-based programs and services available in the areas in which an offender plans to be released. TDCJ shall utilize available resources to accomplish these objectives, and may work with faith-based, nonprofit, and civil rights organizations, among others, to compile and provide this type of information to offenders, which should be available in TDCJ unit libraries and any other TDCJ areas that may increase offenders' knowledge of this information.

Additionally, out of funds appropriated above, TDCJ shall establish and provide education programs to educate employees and incarcerated offenders at TDCJ correctional facilities about hepatitis. In establishing the program for offenders, the department shall design a program that deals with issues related to hepatitis that are relevant to offenders both while confined and on release. TDCJ may consult with the Department of State Health Services in establishing the education programs.

- 56. Sale of State-owned Land, Facilities, or Property.** Pursuant to the provisions of Government Code. Section 496.0021, should the Texas Department of Criminal Justice (TDCJ) determine that land, facilities, or property owned by the department is appropriate for sale, TDCJ shall obtain prior approval from the Legislative Budget Board before the expenditure of funds to sell land, facilities, or property. In addition to the amounts appropriated above, the proceeds from the sale are appropriated to the department from the Capital Trust Fund into Strategy D.1.1, Major Repair of Facilities.

DEPARTMENT OF CRIMINAL JUSTICE
(Continued)

57. Contingency for Behavioral Health Funds. Notwithstanding appropriation authority granted above, the Comptroller of Public Accounts shall not allow the expenditure of General Revenue-Related behavioral health funds for the Department of Criminal Justice in Strategies A.1.2, Diversion Programs, A.1.3, Community Corrections, A.1.4, Treatment Alternatives To Incarceration Program, B.1.1, Special Needs Programs and Services, C.1.8, Managed Health Care - Unit and Psychiatric Care, C.1.10, Managed Health Care - Pharmacy, C.2.3, Treatment Services, C.2.4, Substance Abuse Treatment - Substance Abuse Felony Punishment Facilities, and C.2.5, Substance Abuse Treatment - In-Prison Treatment and Coordination, in fiscal year 2017, as identified in Art. IX, Sec. 10.04, Statewide Behavioral Health Strategic Plan and Coordinated Expenditures, if the Legislative Budget Board provides notification to the Comptroller of Public Accounts that the agency's planned expenditure of those funds in fiscal year 2017 does not satisfy the requirements of Art. IX, Sec. 10.04, Statewide Behavioral Health Strategic Plan and Coordinated Expenditures.

58. Grievance Procedures. From funds appropriated above, the Board of Criminal Justice shall maintain employee disciplinary and grievance procedures in compliance with this section.

The Board's disciplinary procedures shall allow an employee of the department to be represented by a designee of the employee's selection who may participate in the hearing on behalf of an employee charged with any type of disciplinary violation.

The Board's grievance procedure shall attempt to solve problems through a process which recognizes the employee's right to bring grievances pursuant to the procedures in this section. The grievance procedure shall include either independent mediation or independent, non-binding arbitration of disputes between the employer and the employee if the disciplining authority recommends that the employee be terminated or the employee is terminated.

Any grievance or disciplinary hearing in which a department employee serves as a representative shall be held during normal business hours on a week day, unless the employer and employee agree otherwise. The employee subject to the hearing attends such hearing as a part of regular employment duties. An employee representative who is a department employee must obtain prior approval to be placed on unpaid leave to attend a hearing.

Nothing in this provision shall authorize expenditures of appropriated funds not authorized elsewhere in this Act.

59. Harris County Community Corrections Facility. Out of funds appropriated above in Strategy A.1.2, Diversion Programs, \$6,000,000 in fiscal year 2016 and \$6,000,000 in fiscal year 2017 in discretionary grants shall be made to the Harris County Community Supervision and Corrections Department for the continued operations of the Harris County Community Corrections Facility.

60. Friends For Life Grant. Out of funds appropriated above in Strategy A.1.2, Diversion Programs, \$200,000 per fiscal year shall be awarded to the Friends for Life adoption and rescue organization to provide training and community service for probationers.

61. Reentry Services Pilot Programs. Out of funds appropriated above in Strategy C.2.3, Treatment Services, the Texas Department of Criminal Justice (TDCJ) shall enter into agreements with the City of Houston and City of Dallas to create and operate pilot programs for reentry services to offenders being released from TDCJ who are returning to the Houston and Dallas regions. During the 2016-17 biennium, \$1,000,000 shall be utilized for the pilot program between TDCJ and the City of Dallas, and \$1,000,000 shall be utilized for the pilot program between TDCJ and the City of Houston. TDCJ shall provide funding for the pilot programs to Houston and Dallas who in turn will coordinate with non-profit entities, faith-based organizations, community groups and the private sector, to provide reentry services which reduce recidivism rates. TDCJ shall conduct an evaluation to determine the effectiveness of each program in reducing recidivism and shall report its findings to the Legislative Budget Board and the Governor no later than January 1, 2017.

62. Study on Locations of Contracted Halfway House Beds. Out of funds appropriated above, the Texas Department of Criminal Justice (TDCJ) shall conduct a study on the agency's contracted halfway house beds. The study shall:

DEPARTMENT OF CRIMINAL JUSTICE
(Continued)

- a. identify the locations of all of TDCJ's contracted halfway house beds during fiscal year 2016;
- b. identify where offenders (that are placed in contracted halfway house beds) are sentenced from and to which location the offender is sent upon release from TDCJ;
- c. determine if any contracted halfway house bed locations are being disproportionately placed by TDCJ, and provide a detailed analysis of the determinations; and
- d. in any cases where a location is being disproportionately utilized for halfway house beds, TDCJ shall make recommendations on how to assist those locations in reducing the number of TDCJ contracted halfway house beds.

TDCJ shall report the findings of the study to the Legislative Budget Board and the Governor no later than December 1, 2016.

63. Funding Increases for the 2016-17 Biennium. Included within the amounts above, are funding increases related to the following:

- a. Strategies C.1.1, Correctional Security Operations, and F.2.1, Parole Supervision - \$94,000,109 per fiscal year for an 8.0 percent pay increase for Texas Department of Criminal Justice correctional and parole officers.
- b. Strategies C.1.8, Unit and Psychiatric Care, C.1.9, Hospital and Clinical Care, and C.1.10, Pharmacy - \$55,770,644 in fiscal year 2016 and \$88,585,102 in fiscal year 2017 for correctional managed health care (CMHC) delivery of services and market salary increase adjustments for CMHC staff.
- c. Strategy B.1.1, Special Needs Programs and Services - \$3,000,000 per fiscal year for expansion of mental health and criminal justice initiatives through the Texas Correctional Office on Offenders with Medical or Mental Impairments.
- d. Strategy C.2.3, Treatment Services - \$2,024,686 per fiscal year for 50 additional Reentry Transitional Coordinators.
- e. Strategy C.2.5, In-Prison Substance Abuse Treatment and Coordination - \$1,464,000 in fiscal year 2016 and \$1,460,000 in fiscal year 2017 for 500 additional DWI treatment slots.
- f. Strategies E.1.2, Revocation Processing, and E.1.3, Institutional Parole Operations - \$1,124,934 per fiscal year for an 8.0 percent pay increase for Board of Pardons and Paroles hearing and institutional parole officers.

¹ Incorporates Article IX, §18.09, of this Act, due to enactment of SB 2004, 84th Legislature, Regular Session, relating to deferred maintenance funding for state facilities, resulting in a reallocation of \$30,000,000 in FY 2016 and \$30,000,000 in FY 2017 out of General Revenue Funds to the General Revenue-Dedicated Deferred Maintenance Fund Account No. 5166. The Capital Budget is adjusted accordingly.

² Incorporates Article IX, §17.05, of this Act, relating to Appropriation for Salary Increases for Certain State Employees in Salary Schedule C, totaling \$3,953 in FY 2016 and \$3,953 in FY 2017 out of General Revenue Funds, affecting Strategy G.1.2, Inspector General.

³ Article IX, §18.02, of this Act, increases the salaries of the Executive Director from \$260,000 to 266,500, Presiding Officer, Board of Pardons and Paroles from \$172,000 to \$176,300, and Parole Board Member from \$110,000 to \$112,750.

COMMISSION ON FIRE PROTECTION

	For the Years Ending	
	August 31, 2016	August 31, 2017
	<u> </u>	<u> </u>
Method of Financing:		
General Revenue Fund	\$ 1,930,192	\$ 1,930,192
<u>Other Funds</u>		
Appropriated Receipts	50,000	55,000

COMMISSION ON FIRE PROTECTION
(Continued)

License Plate Trust Fund Account No. 0802 ¹	17,500	17,500
Subtotal, Other Funds	\$ 67,500	\$ 72,500
Total, Method of Financing	<u>\$ 1,997,692</u>	<u>\$ 2,002,692</u>
Other Direct and Indirect Costs Appropriated Elsewhere in this Act	\$ 847,892	\$ 885,483
This bill pattern represents an estimated 100% of this agency's estimated total available funds for the biennium.		
Number of Full-Time-Equivalents (FTE):	31.0	31.0
Schedule of Exempt Positions:		
Executive Director, Group 3 ²	\$115,174	\$115,174
Items of Appropriation:		
A. Goal: EDUCATION & ASSISTANCE		
Provide Fire-related Information and Resources.		
A.1.1. Strategy: FIRE SAFETY INFO & EDUC PROGRAMS	\$ 117,935	\$ 117,935
Fire Safety Information & Educational Programs.		
B. Goal: FIRE DEPARTMENT STANDARDS		
Enforce Fire Department Standards.		
B.1.1. Strategy: CERTIFY & REGULATE FIRE SERVICE	\$ 1,029,872	\$ 1,034,872
Certify and Regulate Fire Departments and Personnel.		
C. Goal: INDIRECT ADMINISTRATION		
C.1.1. Strategy: INDIRECT ADMINISTRATION	\$ 849,885	\$ 849,885
Grand Total, COMMISSION ON FIRE PROTECTION	<u>\$ 1,997,692</u>	<u>\$ 2,002,692</u>
Object-of-Expense Informational Listing:		
Salaries and Wages	\$ 1,642,077	\$ 1,642,077
Other Personnel Costs	70,290	70,290
Professional Fees and Services	14,360	14,360
Consumable Supplies	18,294	18,294
Utilities	8,416	8,416
Travel	111,758	111,758
Rent - Building	900	900
Rent - Machine and Other	17,312	17,312
Other Operating Expense	96,785	101,785
Grants	17,500	17,500
Total, Object-of-Expense Informational Listing	<u>\$ 1,997,692</u>	<u>\$ 2,002,692</u>
Estimated Allocations for Employee Benefits and Debt Service Appropriations Made Elsewhere in this Act:		
<u>Employee Benefits</u>		
Retirement	\$ 137,413	\$ 137,867
Group Insurance	495,709	546,470
Social Security	123,432	124,050
Benefits Replacement	3,364	3,045
Subtotal, Employee Benefits	<u>\$ 759,918</u>	<u>\$ 811,432</u>
<u>Debt Service</u>		
Lease Payments	\$ 11,462	\$ 10,671
Total, Estimated Allocations for Employee Benefits and Debt Service Appropriations Made Elsewhere in this Act	<u>\$ 771,380</u>	<u>\$ 822,103</u>

1. Performance Measure Targets. The following is a listing of the key performance target levels for the Commission on Fire Protection. It is the intent of the Legislature that appropriations made

COMMISSION ON FIRE PROTECTION
(Continued)

by this Act be utilized in the most efficient and effective manner possible to achieve the intended mission of the Commission on Fire Protection. In order to achieve the objectives and service standards established by this Act, the Commission on Fire Protection shall make every effort to attain the following designated key performance target levels associated with each item of appropriation.

	2016	2017
B. Goal: FIRE DEPARTMENT STANDARDS		
B.1.1. Strategy: CERTIFY & REGULATE FIRE SERVICE		
Output (Volume):		
Number of Inspections of Regulated Entities	1,100	1,120
Number of Examinations Administered	9,400	9,500
Efficiencies:		
Average Cost Per Inspection of Regulated Facilities	425	425
Explanatory:		
Percent of Fire Protection Individuals Who Pass the Certification Exam	90%	90%
Number of Individuals Certified	31,400	31,600
Number of Training Providers Certified	255	260

2. **Appropriations Limited to Revenue Collections.** Revenues collected pursuant to Texas Government Code §§419.025 and 419.026 and deposited to Revenue Object Code 3175 in the General Revenue Fund shall cover, at a minimum, the cost of appropriations made above as well as an amount equal to the amount identified above in the informational item "Other Direct and Indirect Costs Appropriated Elsewhere in this Act" in addition to \$1,500,000 over the biennium. "Other direct and indirect costs" are estimated to be \$847,892 in fiscal year 2016 and \$885,483 in fiscal year 2017. In the event that actual and/or projected revenue collections for amounts identified above from fees collected pursuant to Texas Government Code, §§ 419.025 and 419.026, are insufficient to offset the amounts identified by this provision, the Legislative Budget Board may direct the Comptroller of Public Accounts to reduce the appropriation authority by the amounts that collections are below the sum of amounts identified in this rider provided above to be within the amount of revenue expected to be available above \$1,500,000.

3. **Appropriations: License Plate Receipts.** Included in the amounts appropriated above in Strategy B.1.1, Certify and Regulate Fire Service, is an amount estimated to be \$17,500 in fiscal year 2016 and \$17,500 in fiscal year 2017 from available balances and revenue collected on or after September 1, 2015 from the sale of license plates as provided by the Texas Transportation Code Sec. 504.414. Any unexpended balances as of August 31, 2016 are appropriated to the Texas Commission on Fire Protection for the fiscal year beginning September 1, 2016.

4. **Training Restriction.** None of the funds appropriated above may be expended for training relating to fire protection or fire management except through the contract with the Texas Commission on Fire Protection approved training programs that are external to the commission, in order to avoid duplication of service.

¹ Incorporates provisions in HB 7, 84th Legislature, resulting in the elimination of GR Dedicated - Specialty License Plates method of financing and a corresponding increase of \$17,500 in each fiscal year in appropriations to the License Plate Trust Fund Account No. 0802.

² Article IX, §18.02 of this Act, increases the salary of the Executive Director from \$112,365 to \$115,174.

COMMISSION ON JAIL STANDARDS

	For the Years Ending	
	August 31, 2016	August 31, 2017
Method of Financing:		
General Revenue Fund	\$ 957,202	\$ 957,202
Appropriated Receipts	2,250	2,250
Total, Method of Financing	\$ 959,452	\$ 959,452

This bill pattern represents an estimated 100% of this agency's estimated total available funds for the biennium.

COMMISSION ON JAIL STANDARDS
(Continued)

Number of Full-Time-Equivalents (FTE): 17.0 17.0

Schedule of Exempt Positions:¹

Executive Director, Group 1 \$101,780 \$101,780

Items of Appropriation:

A. Goal: EFFECTIVE JAIL STANDARDS

Assist Local Govts through Effective Standards & Technical Assistance.

A.1.1. Strategy: INSPECTION AND ENFORCEMENT \$ 355,032 \$ 355,032
Perform Inspections of Facilities and Enforce Standards.

A.2.1. Strategy: CONSTRUCTION PLAN REVIEW \$ 88,165 \$ 88,165
Assist with Facility Need Analysis and Construction Document Review.

A.2.2. Strategy: MANAGEMENT CONSULTATION \$ 148,774 \$ 148,774
Assist with Staffing Analysis, Operating Plans, & Program Development.

A.3.1. Strategy: AUDITING POPULATION AND COSTS \$ 47,089 \$ 47,089
Collect and Analyze Data Concerning Inmate Population/Backlogs/Costs.

Total, Goal A: EFFECTIVE JAIL STANDARDS \$ 639,060 \$ 639,060

B. Goal: INDIRECT ADMINISTRATION

B.1.1. Strategy: INDIRECT ADMINISTRATION \$ 320,392 \$ 320,392

Grand Total, COMMISSION ON JAIL STANDARDS \$ 959,452 \$ 959,452

Object-of-Expense Informational Listing:

Salaries and Wages	\$ 753,094	\$ 753,094
Other Personnel Costs	28,383	28,383
Professional Fees and Services	1,500	1,500
Consumable Supplies	5,250	5,250
Utilities	6,400	6,400
Travel	105,501	105,501
Rent - Building	1,100	1,100
Rent - Machine and Other	24,944	24,944
Other Operating Expense	33,280	33,280

Total, Object-of-Expense Informational Listing \$ 959,452 \$ 959,452

Estimated Allocations for Employee Benefits and Debt Service Appropriations Made Elsewhere in this Act:

Employee Benefits

Retirement	\$ 63,412	\$ 63,621
Group Insurance	183,224	200,575
Social Security	52,036	52,296
Benefits Replacement	841	761

Subtotal, Employee Benefits \$ 299,513 \$ 317,253

Total, Estimated Allocations for Employee Benefits and Debt Service Appropriations Made Elsewhere in this Act \$ 299,513 \$ 317,253

1. Performance Measure Targets. The following is a listing of the key performance target levels for the Commission on Jail Standards. It is the intent of the Legislature that appropriations made by this Act be utilized in the most efficient and effective manner possible to achieve the intended mission of the Commission on Jail Standards. In order to achieve the objectives and service standards established by this Act, the Commission on Jail Standards shall make every effort to attain the following designated key performance target levels associated with each item of appropriation.

	<u>2016</u>	<u>2017</u>
A. Goal: EFFECTIVE JAIL STANDARDS		
Outcome (Results/Impact):		
Number of Jails Achieving Compliance with Standards	235	235
Percent of Jails with Management-related Deficiencies	3%	3%

COMMISSION ON JAIL STANDARDS
(Continued)

A.1.1. Strategy: INSPECTION AND ENFORCEMENT		
Output (Volume):		
Number of Annual Inspections Conducted	244	244
A.2.1. Strategy: CONSTRUCTION PLAN REVIEW		
Output (Volume):		
Number of On-site Planning and Construction Consultations with Jail Representatives	60	60
A.2.2. Strategy: MANAGEMENT CONSULTATION		
Output (Volume):		
Number of On-site Operation and Management Consultations with Jail Representatives	250	250
A.3.1. Strategy: AUDITING POPULATION AND COSTS		
Output (Volume):		
Number of Paper-ready Reports Analyzed	6,500	6,500

2. **Appropriation: Inspection Fees.** The Commission on Jail Standards is hereby appropriated in Strategy A.1.1, Inspection and Enforcement, fees collected to pay only the cost incurred by the commission in performing inspections pursuant to Government Code, §511.0091 (estimated to be \$20,000 in fiscal year 2016 and \$20,000 in fiscal year 2017 from the General Revenue Fund and included in the amounts appropriated above).

¹ Article IX, §18.02, of this Act, increases the salary of the Executive Director from \$99,298 to \$101,780.

JUVENILE JUSTICE DEPARTMENT

	For the Years Ending	
	August 31, 2016	August 31, 2017
	<u> </u>	<u> </u>
Method of Financing:		
General Revenue Fund	\$ 292,747,953	\$ 298,212,074
Federal Funds	9,594,137	9,587,541
Appropriated Receipts	1,460,413	1,460,413
Interagency Contracts	691,000	691,000
Interagency Contracts - Transfer from Foundation School Fund No. 193	<u>10,363,195</u>	<u>10,053,493</u>
Total, Method of Financing	<u>\$ 314,856,698</u>	<u>\$ 320,004,521</u>
This bill pattern represents an estimated 100% of this agency's estimated total available funds for the biennium.		
Number of Full-Time-Equivalents (FTE):	2,873.1	2,873.1
Schedule of Exempt Positions:		
Executive Director, Group 6 ¹	\$197,370	\$197,370
Items of Appropriation:		
A. Goal: COMMUNITY JUVENILE JUSTICE		
A.1.1. Strategy: PREVENTION AND INTERVENTION	\$ 3,137,684	\$ 3,137,685
A.1.2. Strategy: BASIC PROBATION SUPERVISION	\$ 41,464,872	\$ 40,571,064
A.1.3. Strategy: COMMUNITY PROGRAMS	\$ 44,359,374	\$ 45,441,926
A.1.4. Strategy: PRE & POST ADJUDICATION FACILITIES	\$ 25,814,997	\$ 25,814,497
Pre and Post Adjudication Facilities.		
A.1.5. Strategy: COMMITMENT DIVERSION INITIATIVES	\$ 19,492,500	\$ 19,492,500
A.1.6. Strategy: JUV JUSTICE ALTERNATIVE ED PROGRAMS	\$ 6,250,000	\$ 6,250,000
Juvenile Justice Alternative Education Programs.		
A.1.7. Strategy: MENTAL HEALTH SERVICES GRANTS	\$ 12,804,748	\$ 12,804,748
A.1.8. Strategy: REGIONAL DIVERSION ALTERNATIVES	\$ 435,490	\$ 9,139,405
A.1.9. Strategy: PROBATION SYSTEM SUPPORT	<u>\$ 2,476,954</u>	<u>\$ 2,476,955</u>
Total, Goal A: COMMUNITY JUVENILE JUSTICE	<u>\$ 156,236,619</u>	<u>\$ 165,128,780</u>

JUVENILE JUSTICE DEPARTMENT
(Continued)

B. Goal: STATE SERVICES AND FACILITIES		
B.1.1. Strategy: ASSESSMENT, ORIENTATION, PLACEMENT	\$ 2,021,924	\$ 2,021,924
Assessment, Orientation, and Placement.		
B.1.2. Strategy: INST'L OPERATIONS AND OVERHEAD	\$ 13,637,898	\$ 13,637,898
Institutional Operations and Overhead.		
B.1.3. Strategy: INST'L SUPERVISION AND FOOD SERVICE	\$ 58,110,656	\$ 55,270,092
Institutional Supervision and Food Service.		
B.1.4. Strategy: EDUCATION	\$ 15,709,509	\$ 15,241,206
B.1.5. Strategy: HALFWAY HOUSE OPERATIONS	\$ 9,738,097	\$ 8,982,926
B.1.6. Strategy: HEALTH CARE	\$ 8,905,512	\$ 8,691,471
B.1.7. Strategy: MENTAL HEALTH (PSYCHIATRIC) CARE	\$ 841,595	\$ 784,272
B.1.8. Strategy: INTEGRATED REHABILITATION TREATMENT	\$ 12,577,591	\$ 11,767,965
B.1.9. Strategy: CONTRACT RESIDENTIAL PLACEMENTS	\$ 6,514,978	\$ 8,919,672
B.1.10. Strategy: RESIDENTIAL SYSTEM SUPPORT	\$ 2,802,214	\$ 2,802,214
B.2.1. Strategy: OFFICE OF THE INSPECTOR GENERAL	\$ 2,184,961	\$ 2,184,961
B.2.2. Strategy: HEALTH CARE OVERSIGHT	\$ 995,233	\$ 995,233
B.3.1. Strategy: CONSTRUCT AND RENOVATE FACILITIES	<u>\$ 302,796</u>	<u>\$ 302,796</u>
Total, Goal B: STATE SERVICES AND FACILITIES	<u>\$ 134,342,964</u>	<u>\$ 131,602,630</u>
C. Goal: PAROLE SERVICES		
C.1.1. Strategy: PAROLE DIRECT SUPERVISION	\$ 2,777,638	\$ 2,534,133
C.1.2. Strategy: PAROLE PROGRAMS AND SERVICES	<u>\$ 1,443,121</u>	<u>\$ 1,419,415</u>
Total, Goal C: PAROLE SERVICES	<u>\$ 4,220,759</u>	<u>\$ 3,953,548</u>
D. Goal: OFFICE OF THE INDEPENDENT OMBUDSMAN		
D.1.1. Strategy: OFFICE OF THE INDEPENDENT OMBUDSMAN	\$ 1,007,961	\$ 941,461
E. Goal: JUVENILE JUSTICE SYSTEM		
E.1.1. Strategy: TRAINING AND CERTIFICATION	\$ 1,676,997	\$ 1,664,911
E.1.2. Strategy: MONITORING AND INSPECTIONS	\$ 2,296,156	\$ 2,290,299
E.1.3. Strategy: INTERSTATE AGREEMENT	<u>\$ 260,007</u>	<u>\$ 260,007</u>
Total, Goal E: JUVENILE JUSTICE SYSTEM	<u>\$ 4,233,160</u>	<u>\$ 4,215,217</u>
F. Goal: INDIRECT ADMINISTRATION		
F.1.1. Strategy: CENTRAL ADMINISTRATION	\$ 8,878,871	\$ 8,697,709
F.1.2. Strategy: INFORMATION RESOURCES	<u>\$ 5,936,364</u>	<u>\$ 5,465,176</u>
Total, Goal F: INDIRECT ADMINISTRATION	<u>\$ 14,815,235</u>	<u>\$ 14,162,885</u>
Grand Total, JUVENILE JUSTICE DEPARTMENT	<u><u>\$ 314,856,698</u></u>	<u><u>\$ 320,004,521</u></u>
Object-of-Expense Informational Listing:		
Salaries and Wages	\$ 109,489,722	\$ 105,575,183
Other Personnel Costs	3,791,976	3,651,992
Professional Fees and Services	14,076,352	13,656,468
Fuels and Lubricants	551,650	546,171
Consumable Supplies	1,088,777	1,064,882
Utilities	3,401,100	3,379,886
Travel	1,000,204	976,034
Rent - Building	2,111,280	2,047,392
Rent - Machine and Other	563,615	555,105
Other Operating Expense	17,619,228	19,496,168
Client Services	2,758,632	2,683,276
Food for Persons - Wards of State	3,357,319	3,180,629
Grants	153,324,175	162,313,335
Capital Expenditures	<u>1,722,668</u>	<u>878,000</u>
Total, Object-of-Expense Informational Listing	<u><u>\$ 314,856,698</u></u>	<u><u>\$ 320,004,521</u></u>

JUVENILE JUSTICE DEPARTMENT
(Continued)

Estimated Allocations for Employee Benefits and Debt Service Appropriations Made Elsewhere in this Act:

<u>Employee Benefits</u>		
Retirement	\$ 10,011,443	\$ 10,185,351
Group Insurance	30,578,415	33,390,953
Social Security	8,605,467	8,758,786
Benefits Replacement	<u>197,215</u>	<u>178,479</u>
Subtotal, Employee Benefits	<u>\$ 49,392,540</u>	<u>\$ 52,513,569</u>
<u>Debt Service</u>		
TPFA GO Bond Debt Service	<u>\$ 11,565,873</u>	<u>\$ 10,532,351</u>
Total, Estimated Allocations for Employee Benefits and Debt Service Appropriations Made Elsewhere in this Act	<u>\$ 60,958,413</u>	<u>\$ 63,045,920</u>

1. **Performance Measure Targets.** The following is a listing of the key performance target levels for the Juvenile Justice Department. It is the intent of the Legislature that appropriations made by this Act be utilized in the most efficient and effective manner possible to achieve the intended mission of the Juvenile Justice Department. In order to achieve the objectives and service standards established by this Act, the Juvenile Justice Department shall make every effort to attain the following designated key performance target levels associated with each item of appropriation.

	<u>2016</u>	<u>2017</u>
A. Goal: COMMUNITY JUVENILE JUSTICE		
Outcome (Results/Impact):		
Rate of Successful Completion of Deferred Prosecution	82%	82%
Rate of Successful Completion of Court-ordered Probation	81%	81%
Re-Referral Rate	16%	16%
A.1.2. Strategy: BASIC PROBATION SUPERVISION		
Output (Volume):		
Average Daily Population of Juveniles Under Conditional Release	3,251	3,151
Average Daily Population of Juveniles Supervised under Deferred Prosecution	6,171	6,068
Average Daily Population of Juveniles Supervised under Adjudicated Probation	11,558	11,365
Efficiencies:		
Average State Cost Per Day Per Juvenile Receiving Basic Supervision	5.4	5.4
Explanatory:		
Total Number of Referrals	58,000	56,000
Total Number of Felony Referrals	11,500	11,000
A.1.4. Strategy: PRE & POST ADJUDICATION FACILITIES		
Output (Volume):		
Average Daily Population of Residential Placements	2,250	2,250
Efficiencies:		
Cost Per Day Per Youth for Residential Placement	31.35	31.43
A.1.5. Strategy: COMMITMENT DIVERSION INITIATIVES		
Output (Volume):		
Average Daily Population in Commitment Diversion Initiatives	1,500	1,500
Efficiencies:		
Average State Cost Per Day Per Juvenile in Commitment Diversion Initiatives	35.51	35.6
A.1.6. Strategy: JUV JUSTICE ALTERNATIVE ED PROGRAMS		
Output (Volume):		
Number of Mandatory Students Entering Juvenile Justice Alternative Education Programs	1,700	1,650
Mandatory Student Attendance Days in JJAEP During the Regular School Year	77,000	74,000
B. Goal: STATE SERVICES AND FACILITIES		
Outcome (Results/Impact):		
Total Number of New Admissions to the Juvenile Justice Department	780	780
Diploma or GED Rate (JJD-operated Schools)	50%	50%
Percent Reading at Grade Level at Release	25%	25%

JUVENILE JUSTICE DEPARTMENT
(Continued)

Turnover Rate of Juvenile Correctional Officers	30%	30%
Rearrest/Re-referral Rate	45%	45%
One-year Rearrest/Re-referral Rate for Violent Felony Offenses	9%	9%
Reincarceration Rate: Within One Year	20%	20%
Reincarceration Rate: Within Three Years	44%	44%
B.1.1. Strategy: ASSESSMENT, ORIENTATION, PLACEMENT		
Output (Volume):		
Average Daily Population: Assessment and Orientation	92	92
B.1.3. Strategy: INST'L SUPERVISION AND FOOD SERVICE		
Output (Volume):		
Average Daily Population: State Operated Secure Correctional Facilities	998	923
Efficiencies:		
Average Cost Per Day Per Juvenile in State-Operated Secure Correctional Facilities	159.09	164.06
Explanatory:		
Juvenile Per Direct Supervision Juvenile Correctional Officer Staff Per Shift	6.58	6.56
B.1.4. Strategy: EDUCATION		
Output (Volume):		
Average Daily Attendance in JJD-operated Schools	949	878
B.1.5. Strategy: HALFWAY HOUSE OPERATIONS		
Output (Volume):		
Average Daily Population: Halfway House Programs	146	146
Efficiencies:		
Halfway House Cost Per Juvenile Day	182.24	168.57
B.1.6. Strategy: HEALTH CARE		
Efficiencies:		
Cost of Health Care Services Per Juvenile Day	19.25	19.25
B.1.7. Strategy: MENTAL HEALTH (PSYCHIATRIC) CARE		
Efficiencies:		
Cost of Mental Health (Psychiatric) Services Per Juvenile Day	2.01	2.01
B.1.8. Strategy: INTEGRATED REHABILITATION TREATMENT		
Output (Volume):		
Average Daily Population: General Rehabilitation Treatment	1,144	1,069
Average Daily Population: Specialized Treatment	900	850
Efficiencies:		
General Rehabilitation Treatment Cost Per Juvenile Day	14.12	14.28
Specialized Treatment Cost Per Juvenile Day	15.92	15.88
B.1.9. Strategy: CONTRACT RESIDENTIAL PLACEMENTS		
Output (Volume):		
Average Daily Population: Contract Programs	120	168
Efficiencies:		
Capacity Cost in Contract Programs Per Juvenile Day	148.34	145.46
C. Goal: PAROLE SERVICES		
C.1.1. Strategy: PAROLE DIRECT SUPERVISION		
Output (Volume):		
Average Daily Population: Parole	413	393
Efficiencies:		
Parole Supervision Cost Per Juvenile Day	18.38	17.67

2. **Capital Budget.** None of the funds appropriated above may be expended for capital budget items except as listed below. The amounts shown below shall be expended only for the purposes shown and are not available for expenditure for other purposes. Amounts appropriated above and identified in this provision as appropriations either for "Lease payments to the Master Lease Purchase Program" or for items with an "(MLPP)" notation shall be expended only for the purpose of making lease-purchase payments to the Texas Public Finance Authority pursuant to the provisions of Government Code §1232.103.

	<u>2016</u>	<u>2017</u>
a. Repair or Rehabilitation of Buildings and Facilities		
(1) Repair & Rehabilitation of Existing Facilities - 83rd Legislature	UB	UB
(2) Repair & Rehabilitation of Existing Facilities - 81st Legislature	UB	UB

JUVENILE JUSTICE DEPARTMENT
(Continued)

(3) Repair & Rehabilitation of Existing Facilities - 80th Legislature	UB	UB
Total, Repair or Rehabilitation of Buildings and Facilities	<u>UB</u>	<u>UB</u>
b. Acquisition of Information Resource Technologies		
(1) Acquisition of Information Resource Technologies - Education	838,000	838,000
(2) Automated Risk Assessment and Data Sharing Systems	99,950	99,934
(3) Desktop and Laptop Computer Replacement	379,168	0
Total, Acquisition of Information Resource Technologies	<u>\$ 1,317,118</u>	<u>\$ 937,934</u>
c. Transportation Items		
(1) Vehicles (approximately 25)	470,000	0
d. Data Center Consolidation		
(1) Data Center Consolidation	<u>2,653,705</u>	<u>2,561,685</u>
Total, Capital Budget	<u>\$ 4,440,823</u>	<u>\$ 3,499,619</u>
Method of Financing (Capital Budget):		
General Revenue Fund	\$ 3,602,823	\$ 2,661,619
Federal Funds	838,000	838,000
Bond Proceeds - General Obligation Bonds	UB	UB
Total, Method of Financing	<u>\$ 4,440,823</u>	<u>\$ 3,499,619</u>

3. **Appropriation of Other Agency Funds.** Any unexpended balances remaining in Independent School District Funds (not to exceed \$155,000 and included in the amounts above), the Student Benefit Fund (not to exceed \$140,000 and included in the amounts above), the Canteen Revolving Funds (not to exceed \$7,500 and included in the amounts above), any gifts, grants, and donations as of August 31, 2015, and August 31, 2016 (estimated to be \$0), and any revenues accruing to those funds are appropriated to those funds for the succeeding fiscal years. Funds collected by vocational training shops at Juvenile Justice Department institutions, including unexpended balances as of August 31, 2015 (not to exceed \$21,000 and included in the amounts above), are hereby appropriated for the purpose of purchasing and maintaining parts, tools, and other supplies necessary for the operation of those shops.

4. **Restrictions, State Aid.** None of the funds appropriated above and allocated to local juvenile probation boards shall be expended for salaries or expenses of juvenile board members. None of the funds appropriated above and allocated to local juvenile probation boards shall be expended for salaries of individual personnel that exceed 112 percent of the previous year.

5. **Revolving Funds.** The Juvenile Justice Department may establish out of any funds appropriated herein a revolving fund not to exceed \$10,000 in the Central Office, and \$10,000 in each institution, field office, or facility under its direction. Payments from these revolving funds may be made as directed by the department. Reimbursement to such revolving funds shall be made out of appropriations provided for in this Article.

6. **Student Employment.** Subject to the approval of the Juvenile Justice Department, students residing in any Juvenile Justice Department facility may be assigned necessary duties in the operations of the facility and be paid on a limited basis out of any funds available to the respective institutions or facility not to exceed \$50,000 a year for each institution and \$10,000 a year for any other facility.

7. **Appropriation and Tracking of Title IV-E Receipts.** The provisions of Title IV-E of the Social Security Act shall be used in order to increase funds available for juvenile justice services. The Juvenile Justice Department (JJD) shall certify to the Texas Department of Family and Protective Services that federal financial participation can be claimed for Title IV-E services provided by counties. JJD shall direct necessary general revenue funding to ensure that the federal match for

JUVENILE JUSTICE DEPARTMENT (Continued)

the Title IV-E Social Security Act is maximized for use by participating counties. Such federal receipts are appropriated to JJD for the purpose of reimbursing counties for services provided to eligible children. In accordance with Article IX, Section 8.02(a) of this Act, when reporting Federal Funds to the Legislative Budget Board, JJD must report funds expended in the fiscal year that funds are disbursed to counties, regardless of the year in which the claim was made by the county, received by JJD, or certified by JJD.

- 8. Federal Foster Care Claims.** Out of appropriations made above, the Texas Department of Family and Protective Services and the Juvenile Justice Department shall document possible foster care claims for children in juvenile justice programs and maintain an interagency agreement to implement strategies and responsibilities necessary to claim additional federal foster care funding; and consult with juvenile officials from other states and national experts in designing better foster care funding initiatives.
- 9. Support Payment Collections.** The Juvenile Justice Department shall annually report to the Governor and to the Legislative Budget Board the number of active accounts, including the amounts owed to the state pursuant to the Texas Family Code, §54.06 (a) court orders, and the total amount of funds collected.
- 10. Employee Medical Care.** Appropriations made in this Act for the Juvenile Justice Department not otherwise restricted in use may also be expended to provide medical attention by medical staff and infirmaries at Juvenile Justice Department facilities, or to pay necessary medical expenses, including the cost of broken eyeglasses and other health aids, for employees injured while performing the duties of any hazardous position which is not reimbursed by workers' compensation and/or employees' state insurance. For the purpose of this section, "hazardous position" shall mean one for which the regular and normal duties inherently involve the risk or peril of bodily injury or harm. Appropriations made in this Act not otherwise restricted in use may also be expended for medical tests and procedures on employees that are required by federal or state law or regulations when the tests or procedures are required as a result of the employee's job assignment or when considered necessary due to potential or existing litigation.
- 11. Safety.** In instances in which regular employees of facilities operated by the Juvenile Justice Department are assigned extra duties on special tactics and response teams, supplementary payments, not to exceed \$200 per month for team leaders and \$150 per month for team members, are authorized in addition to the salary rates stipulated by the provisions of Article IX of this Act relating to the position classifications and assigned salary ranges.
- 12. Charges to Employees and Guests.**

 - a. Collections for services rendered to Juvenile Justice Department employees and guests shall be made by a deduction from the recipient's salary or by cash payment in advance. Such deductions and other receipts for these services from employees and guests are hereby appropriated to the facility. Refunds of excess collections shall be made from the appropriation to which the collection was deposited.
 - b. As compensation for services rendered and notwithstanding any other provision in this Act, any facility under the jurisdiction of the Juvenile Justice Department may provide free meals for food service personnel and volunteer workers and may furnish housing facilities, meals, and laundry service in exchange for services rendered by interns, chaplains in training, and student nurses.
- 13. Juvenile Justice Alternative Education Program (JJAEP).** Funds transferred to the Juvenile Justice Department (JJD) pursuant to Texas Education Agency (TEA) Rider 28 and appropriated above in Strategy A.1.6, Juvenile Justice Alternative Education Programs, shall be allocated as follows: \$1,500,000 at the beginning of each fiscal year to be distributed on the basis of juvenile age population among the mandated counties identified in Chapter 37, Texas Education Code, and those counties with populations between 72,000 and 125,000 which choose to participate under the requirements of Chapter 37.

The remaining funds shall be allocated for distribution to the counties mandated by §37.011(a) Texas Education Code, at the rate of \$96 per student per day of attendance in the JJAEP for students who are required to be expelled as provided under §37.007, Texas Education Code. Counties are not eligible to receive these funds until the funds initially allocated at the beginning of each fiscal year have been expended at the rate of \$96 per student per day of attendance.

JUVENILE JUSTICE DEPARTMENT (Continued)

Counties in which populations exceed 72,000 but are 125,000 or less, may participate in the JJAEP and are eligible for state reimbursement at the rate of \$96 per student per day.

JJD may expend any remaining funds for summer school programs. Funds may be used for any student assigned to a JJAEP. Summer school expenditures may not exceed \$3.0 million in any fiscal year.

Unspent balances in fiscal year 2016 shall be appropriated to fiscal year 2017 for the same purposes in Strategy A.1.6.

The amount of \$96 per student day for the JJAEP is an estimated amount and not intended to be an entitlement. Appropriations for JJAEP are limited to the amounts transferred from the Foundation School Program pursuant to TEA Rider 28. The amount of \$96 per student per day may vary depending on the total number of students actually attending the JJAEPs. Any unexpended or unobligated appropriations shall lapse at the end of fiscal year 2017 to the Foundation School Fund No. 193.

JJD may reduce, suspend, or withhold Juvenile Justice Alternative Education Program funds to counties that do not comply with standards, accountability measures, or Texas Education Code Chapter 37.

- 14. Funding for Additional Eligible Students in JJAEPs.** Out of funds appropriated above in Strategy A.1.6, Juvenile Justice Alternative Education Programs, a maximum of \$500,000 in each fiscal year (for a maximum of 90 attendance days per child), is allocated for counties with a population of at least 72,000 which operate a JJAEP under the standards of Chapter 37, Texas Education Code. The county is eligible to receive funding from the Juvenile Justice Department at the rate of \$96 per day per student for students who are required to be expelled under §37.007, Texas Education Code, and who are expelled from a school district in a county that does not operate a JJAEP.
- 15. JJAEP Accountability.** Out of funds appropriated above in Strategy A.1.6, Juvenile Justice Alternative Education Programs (JJAEP), the Juvenile Justice Department (JJD) shall ensure that JJAEPs are held accountable for student academic and behavioral success. JJD shall submit a performance assessment report to the Legislative Budget Board and the Governor by May 1, 2016. The report shall include, but is not limited to, the following:

 - a. an assessment of the degree to which each JJAEP enhanced the academic performance and behavioral improvement of attending students;
 - b. a detailed discussion on the use of standard measures used to compare program formats and to identify those JJAEPs most successful with attending students;
 - c. student passage rates on the State of Texas Assessments of Academic Readiness (STAAR) in the areas of reading and math for students enrolled in the JJAEP for a period of 90 days or longer;
 - d. standardized cost reports from each JJAEP and their contracting independent school district(s) to determine differing cost factors and actual costs per each JJAEP program by school year;
 - e. average cost per student attendance day for JJAEP students. The cost per day information shall include an itemization of the costs of providing educational services mandated in the Texas Education Code §37.011. This itemization shall separate the costs of mandated educational services from the cost of all other services provided in JJAEPs. Mandated educational services include facilities, staff, and instructional materials specifically related to the services mandated in Texas Education Code, §37.011. All other services include, but are not limited to, programs such as family, group, and individual counseling, military-style training, substance abuse counseling, and parenting programs for parents of program youth; and
 - f. inclusion of a comprehensive five-year strategic plan for the continuing evaluation of JJAEPs which shall include oversight guidelines to improve: school district compliance with minimum program and accountability standards, attendance reporting, consistent collection of costs and program data, training, and technical assistance needs.

JUVENILE JUSTICE DEPARTMENT
(Continued)

- 16. Appropriation Transfers between Fiscal Years.** In addition to the transfer authority provided elsewhere in this Act, the Juvenile Justice Department may transfer appropriations in an amount not to exceed \$10,000,000 made for fiscal year 2017 to fiscal year 2016 subject to the following conditions provided by this section:
- a. Transfers under this section may be made only if (1) juvenile correctional populations exceed appropriated areas of daily population targets or (2) for any other emergency expenditure, including expenditures necessitated by public calamity.
 - b. A transfer authorized by this section must receive prior approval from the Governor and the Legislative Budget Board.
 - c. The Comptroller of Public Accounts shall cooperate as necessary to assist the completion of a transfer and spending under this section.
- 17. State-owned Housing Authorized.** The chief superintendent, assistant superintendent, and the director of security are authorized to live in state-owned housing at a rate determined by the department. Other Juvenile Justice Department employees may live in state-owned housing as set forth in Article IX, §11.02, Reporting Related to State Owned Housing, of this Act. Fees for employee housing are hereby appropriated to be used for maintaining employee housing and shall at least cover the agency cost of maintenance and utilities for the housing provided.
- 18. Unexpended Balances - Hold Harmless Provision.** Any unexpended balances as of August 31, 2016, in Strategy A.1.2, Basic Probation Supervision (estimated to be \$400,000), above are hereby appropriated to the Juvenile Justice Department in fiscal year 2017 for the purpose of providing funding for juvenile probation departments whose allocation would otherwise be affected as a result of reallocations related to population shifts.
- 19. Appropriation: Refunds of Unexpended Balances from Local Juvenile Probation Departments.** The Juvenile Justice Department (JJD) shall maintain procedures to ensure that the state is refunded all unexpended and unencumbered balances of state funds held as of the close of each biennium by local juvenile probation departments. All fiscal year 2016 and fiscal year 2017 refunds received from local juvenile probation departments by JJD are appropriated above in Strategy A.1.3, Community Programs. Any juvenile probation department refunds received in excess of \$2,300,000 for the 2016-17 biennium shall lapse to the General Revenue Fund.
- 20. Salaries, Education Professionals.**
- a. Each principal, supervisor, and classroom teacher employed in an institution operated by the Juvenile Justice Department (JJD) shall receive a monthly salary to be computed as follows: The applicable monthly salary rate specified in §21.402, Texas Education Code, as amended, shall be multiplied by ten to arrive at a ten month salary rate. Such rate shall be divided by the number of days required in §21.401, Texas Education Code, for 10-month employees, and the resulting daily rate shall be multiplied by the number of on-duty days required of JJD educators, resulting in the adjusted annual salary. The adjusted annual salary is to be divided by 12 to arrive at the monthly rate. Salary rates for educational aides commencing employment before September 1, 1999, shall be calculated in the same manner, using 60 percent of the salary rate specified in §21.402, Texas Education Code.
 - b. JJD may authorize salary rates at amounts above the adjusted annual salary determined in the preceding formula, but such rates, including longevity for persons commencing employment on September 1, 1983, or thereafter, and excluding hazardous duty pay, shall never exceed the rates of pay for like positions paid in the public schools of the city in which the JJD institution is located. Any authorized local increments will be in addition to adjusted annual salaries. When no similar position exists in the public schools of the city in which the JJD facility is located, the JJD may authorize a salary rate above the adjusted annual salary determined in the formula provided by Section a.
 - c. There is hereby appropriated to JJD from any unexpended balances on hand as of August 31, 2016, funds necessary to meet the requirements of this section in fiscal year 2017 in the event adjustments are made in the salary rates specified in the Texas Education Code or in salary rates paid by the public schools where JJD facilities are located.
- 21. Training for GED and Reading Skills.** Out of funds appropriated above in Strategy B.1.4, Education, the Juvenile Justice Department shall prioritize reading at grade level and preparation for the GED in its educational program. A report containing statistical information regarding

JUVENILE JUSTICE DEPARTMENT (Continued)

student performance on the Test of Adult Basic Education (TABE) shall be submitted to the Legislative Budget Board and the Governor on or before December 1, 2016.

22. **Salary Adjustment Authorized.** Notwithstanding other provisions of this Act, the Juvenile Justice Department is authorized to adjust salaries and pay an additional evening, night, or weekend shift differential not to exceed 15 percent of the monthly pay rate of Juvenile Correctional Officers I, Juvenile Correctional Officers II, Juvenile Correctional Officers III, Juvenile Correctional Officers IV, Juvenile Correctional Officers V, and Juvenile Correctional Officers VI to rates within the designated salary group for the purpose of recruiting, employing, and retaining career juvenile correctional personnel. Merit raises are permitted for all Juvenile Correctional Officers who are not receiving or are no longer eligible to receive step adjustments in the career ladder system.
23. **Appropriations Prohibited for Purposes of Payment to Certain Employees.** None of the appropriations made by this Act to the Juvenile Justice Department (JJD) may be distributed to or used to pay an employee of JJD who is required to register as a sex offender under Chapter 62, Code of Criminal Procedure, or has been convicted of an offense described in Article 42.12, Section 3g, Code of Criminal Procedure.
24. **Appropriation: Unexpended Balances of General Obligation Bond Proceeds.** In addition to the amounts appropriated above are unexpended and unobligated balances of General Obligation Bond Proceeds for projects that have been approved under the provisions of Article IX, Section 17.02 of Senate Bill 1, Eighty-third Legislature, Regular Session, 2013, remaining as of August 31, 2015, (estimated to be \$5,307,914), for repair and rehabilitation of existing facilities, for the 2016-17 biennium.

In addition to the amounts appropriated above are unexpended and unobligated balances of General Obligation Bond Proceeds for projects that have been approved under the provisions of Article IX, Section 17.11 of Senate Bill 1, Eighty-first Legislature, Regular Session, 2009, remaining as of August 31, 2015, (estimated to be \$230,681), for repair and rehabilitation of existing facilities, for the 2016-17 biennium.

In addition to the amounts appropriated above are unexpended and unobligated balances of General Obligation Bond Proceeds for projects that have been approved under the provisions of Article IX, Sections 19.70 and 19.71 of House Bill 1, Eightieth Legislature, Regular Session, 2007, remaining as of August 31, 2015, (estimated to be \$1,714,301), for repair and rehabilitation of existing facilities, for the 2016-17 biennium. JJD may repurpose an amount not exceeding \$1,714,301 from General Obligation Bond Proceeds from previously cancelled projects for expenditure on other repair and rehabilitation projects.

Any unexpended balances in General Obligation Bond Proceeds described herein and remaining as of August 31, 2016, are hereby appropriated for the same purposes for the fiscal year beginning September 1, 2016.

25. **Managed Health Care and Mental Health Services Contract(s).** Out of funds appropriated above, the Juvenile Justice Department (JJD) shall develop and manage a provider contract, or contracts, to deliver the most effective managed health care and mental health (psychiatric) services for the best value. Potential service providers shall not be entitled to pass-through funding from JJD appropriations.
26. **JJAEP Disaster Compensation.** Out of funds appropriated above in Strategy A.1.6, the Juvenile Justice Department may compensate a mandatory JJAEP for missed mandatory student attendance days in which disaster, flood, extreme weather condition, or other calamity has a significant effect on the program's attendance.
27. **Specialized Treatment Report.** The Juvenile Justice Department shall, in its annual report, provide an assessment of the effectiveness of specialized treatment, emphasizing re-arrest rates of offenders receiving treatment.
28. **Reporting Requirements to the Legislative Budget Board.** From funds appropriated above, the Juvenile Justice Department shall maintain a specific accountability system for tracking funds targeted at making a positive impact on youth. The Juvenile Justice Department shall implement a tracking and monitoring system so that the use of all funds appropriated can be specifically identified and reported to the Legislative Budget Board. In addition to any other requests for information, the agency shall produce an annual report on the following information for the previous fiscal year to the Legislative Budget Board by December 1st of each year:

JUVENILE JUSTICE DEPARTMENT (Continued)

- a. The report shall include detailed monitoring, tracking, utilization, and effectiveness information on all funds appropriated in Goal A, Community Juvenile Justice. The report shall include information on the impact of any new initiatives and all programs tracked by the Juvenile Justice Department. Required elements include, but are not limited to, prevention and intervention programs, residential placements, enhanced community-based services for serious and chronic felons such as sex offender treatment, intensive supervision, and specialized supervision, community-based services for misdemeanants no longer eligible for commitment to the Juvenile Justice Department, Commitment Diversion Initiatives, and Regional Diversion Alternatives.
- b. The report shall include information on all training, inspection, monitoring, investigation, and technical assistance activities conducted using funds appropriated in Goals A and D. Required elements include, but are not limited to training conferences held, practitioners trained, facilities inspected, and investigations conducted.
- c. The annual report submitted to the Legislative Budget Board pursuant to this provision must be accompanied by supporting documentation detailing the sources and methodologies utilized to assess program effectiveness and any other supporting material specified by the Legislative Budget Board.
- d. The annual report submitted to the Legislative Budget Board pursuant to this provision must contain a certification by the person submitting the report that the information provided is true and correct based upon information and belief together with supporting documentation.
- e. The annual report submitted to the Legislative Budget Board pursuant to this provision must contain information on each program receiving funds from Strategy A.1.1, Prevention and Intervention, including all outcome measures reported by each program and information on how funds were expended by each program.

In addition to the annual report described above, the Juvenile Justice Department shall report juvenile probation population data as requested by the Legislative Budget Board on a monthly basis for the most recent month available. The Juvenile Justice Department shall report to the Legislative Budget Board on all populations specified by the Legislative Budget Board, including, but not limited to, additions, releases, and end-of-month populations. End of fiscal year data shall be submitted indicating each reporting county to the Legislative Budget Board no later than two months after the close of each fiscal year. The Juvenile Justice Department will use Legislative Budget Board population projections for probation supervision and state correctional populations when developing its legislative appropriations request for the 2018-19 biennium.

Upon the request of the Legislative Budget Board, the Juvenile Justice Department shall report expenditure data by strategy, program, or in any other format requested, including substrategy expenditure detail.

The Comptroller of Public Accounts shall not allow the expenditure of funds appropriated by this Act to the Juvenile Justice Department in Goal F, Indirect Administration, if the Legislative Budget Board certifies to the Comptroller of Public Accounts that the Juvenile Justice Department is not in compliance with any of the provisions of this Section.

- 29. Harris County Leadership Academy.** Out of funds appropriated above in Strategy A.1.4, Pre and Post Adjudication Facilities, \$1,000,000 in General Revenue Funds in each fiscal year shall be expended for the Harris County Leadership Academy.
- 30. Commitment Diversion Initiatives.** Out of the funds appropriated above in Strategy A.1.5, Commitment Diversion Initiatives, \$19,492,500 in General Revenue Funds in fiscal year 2016 and \$19,492,500 in General Revenue Funds in fiscal year 2017, may be expended only for the purposes of providing programs for the diversion of youth from the Juvenile Justice Department. The programs may include, but are not limited to, residential, community-based, family, and aftercare programs. The allocation of State funding for the program is not to exceed the rate of \$140 per juvenile per day. The Juvenile Justice Department shall maintain procedures to ensure that the State is refunded all unexpended and unencumbered balances of State funds at the end of each fiscal year.

These funds shall not be used by local juvenile probation departments for salary increases or costs associated with the employment of staff hired prior to September 1, 2009.

JUVENILE JUSTICE DEPARTMENT (Continued)

The juvenile probation departments participating in the diversion program shall report to the Juvenile Justice Department regarding the use of funds within thirty days after the end of each quarter. The Juvenile Justice Department shall report to the Legislative Budget Board regarding the use of the funds within thirty days after receipt of each county's quarterly report. Items to be included in the report include, but are not limited to, the amount of funds expended, the number of youth served by the program, the percent of youth successfully completing the program, the types of programming for which the funds were used, the types of services provided to youth served by the program, the average actual cost per youth participating in the program, the rates of recidivism of program participants, the number of youth committed to the Juvenile Justice Department, any consecutive length of time over six months a juvenile served by the diversion program resides in a secure corrections facility, and the number of juveniles transferred to criminal court under Family Code, §54.02.

The Juvenile Justice Department shall maintain a mechanism for tracking youth served by the diversion program to determine the long-term success for diverting youth from state juvenile correctional incarceration and the adult criminal justice system. A report on the program's results shall be included in the report that is required under Juvenile Justice Department Rider 28 to be submitted to the Legislative Budget Board by December 1st of each year. In the report, the Juvenile Justice Department shall report the cost per day and average daily population of all programs funded by Strategy A.1.5, Commitment Diversion Initiatives, for the previous fiscal year.

The Comptroller of Public Accounts shall not allow the expenditure of funds appropriated by this Act to the Juvenile Justice Department in Goal F, Indirect Administration, if the Legislative Budget Board certifies to the Comptroller of Public Accounts that the Juvenile Justice Department is not in compliance with any of the provisions of this Section.

- 31. Local Assistance.** From funds appropriated above in Strategy F.1.1, Central Administration, \$144,000 in fiscal year 2016 and \$144,000 in fiscal year 2017 in General Revenue Funds and two full-time equivalent positions in each fiscal year shall be used to increase technical assistance on program design and evaluation for programs operated by juvenile probation departments. This shall include, but not be limited to:
- a. providing in-depth consultative technical assistance on program design, implementation, and evaluation to local juvenile probation departments;
 - b. assisting juvenile probation departments in developing logic models for all programs;
 - c. developing recommended performance measures by program type;
 - d. facilitating partnerships with universities, community colleges, or larger probation departments to assist departments with statistical program evaluations where feasible;
 - e. following current research on juvenile justice program design, implementation, and evaluation; and,
 - f. disseminating best practices to juvenile probation departments.

Staff who perform these duties shall be included in the agency's research function and shall not be responsible for monitoring departments' compliance with standards.

- 32. Grievance Procedures.** From funds appropriated above, the Juvenile Justice Department will adopt and maintain employee disciplinary and grievance procedures substantially equivalent to the Texas Department of Criminal Justice's employee grievance procedures.

The Juvenile Justice Department Board's disciplinary procedures shall allow an employee of the department to be represented by a designee of the employee's selection who may participate in the hearing on behalf of an employee charged with any type of disciplinary violation.

The Board's grievance procedure shall attempt to solve problems through a process which recognizes the employee's right to bring grievances pursuant to the procedures in this section. The grievance procedure shall include either independent mediation or independent, non-binding arbitration of disputes between the employer and the employee if the disciplining authority recommends that the employee be terminated or the employee is terminated.

JUVENILE JUSTICE DEPARTMENT
(Continued)

- 33. Mental Health Services Grants.** Out of funds appropriated above in Strategy A.1.7, Mental Health Services Grants, the Juvenile Justice Department shall allocate \$12,804,748 in fiscal year 2016 and \$12,804,748 in fiscal year 2017 to fund mental health services provided by local juvenile probation departments. Funds subject to this provision shall be used by local juvenile probation departments only for providing mental health services to juvenile offenders. Funds subject to this provision may not be utilized for administrative expenses of local juvenile probation departments nor may they be used to supplant local funding.
- 34. Probation Grants.** From funds appropriated above in Goal A, Community Juvenile Justice, the Juvenile Justice Department shall develop a juvenile probation grant structure that:
- a. adheres to the budget structure in the agency's bill pattern;
 - b. is straightforward in its requirements, providing flexibility to juvenile probation departments within the confines of the agency budget structure and other provisions of this Act; and,
 - c. requires juvenile probation departments to report expenditures in accordance with the agency budget structure and agency grant requirements.
- 35. Regional Diversion Alternatives.²**
- a. Out of funds appropriated above the Texas Juvenile Justice Department (TJJD) is appropriated \$435,490 in fiscal year 2016 and \$9,139,405 in fiscal year 2017 in General Revenue in Strategy A.1.8, Regional Diversion Alternatives, for the implementation of a regionalization program to keep juveniles closer to home in lieu of commitment to the juvenile secure facilities operated by the TJJD.

TJJD shall develop a plan for the implementation of regionalization of juveniles to keep juveniles closer to home in lieu of commitment to the juvenile secure facilities operated by the Texas Juvenile Justice Department (TJJD). The regionalization plan shall be developed through consultation with juvenile probation departments to define regions, identify post-adjudication facility capacity for support of the plan, and with TJJD confirmation that each region has defined, appropriate, research-based programs for the target populations under the regionalization plan. The plan shall include timelines for implementation, including minimization of use of state secure capacity and potential closure of TJJD facilities. TJJD shall submit the regionalization plan to the Chair of the House Appropriations Committee, Chair of the Senate Finance Committee, Speaker of the House, Lieutenant Governor, Office of the Governor, and the Legislative Budget Board not later than January 1, 2016.
 - b. Out of funds appropriated above and contingent upon the enactment of Senate Bill 1630, or similar legislation by the Eighty-fourth Legislature, \$560,500 in fiscal year 2016 and \$494,000 in fiscal year 2017 in General Revenue Funds and seven full-time equivalent positions are appropriated in Strategy D.1.1, Office of the Independent Ombudsman, for the expansion of duties of the office to local secure facilities. If Senate Bill 1630 or similar legislation is not enacted by the Eighty-fourth Legislature, the appropriation and intent in Section b shall have no effect.
- 36. Contingency for Behavioral Health Funds.** Notwithstanding appropriation authority granted above, the Comptroller of Public Accounts shall not allow the expenditure of General Revenue-Related behavioral health funds for the Texas Juvenile Justice Department in Strategies A.1.1, Prevention and Intervention; A.1.3, Community Programs; A.1.4, Pre and Post Adjudication Facilities; A.1.5, Commitment Diversion Initiatives; A.1.7, Mental Health Services Grants; B.1.1, Assessment, Orientation, and Placement; B.1.6, Health Care; B.1.7, Mental Health (Psychiatric) Care; B.1.8, Integrated Rehabilitation Treatment; and C.1.2, Parole Programs and Services, in fiscal year 2017, as identified in Art. IX, Sec. 10.04, Statewide Behavioral Health Strategic Plan and Coordinated Expenditures, if the Legislative Budget Board provides notification to the Comptroller of Public Accounts that the agency's planned expenditure of those funds in fiscal year 2017 does not satisfy the requirements of Art. IX, Sec. 10.04, Statewide Behavioral Health Strategic Plan and Coordinated Expenditures.
- 37. Contingency for HB 1144.³** Contingent upon enactment of HB 1144, or similar legislation relating to the establishment of a task force to study and make recommendations regarding the outcomes of juveniles adjudicated of sexual offenses by the Eighty-fourth Legislature, Regular Session, out of the funds appropriated above and consistent with statute, TJJD may provide

JUVENILE JUSTICE DEPARTMENT
(Continued)

reimbursement of travel expenses incurred by members of the Task Force on Improving Outcomes for Juveniles Adjudicated of Sexual Offenses while conducting business of the task force in accordance with Health and Safety Code, Chapter 614, and provisions of this Act related to the per diem of board or commission members.

¹ Article IX, §18.02, of this Act, increases the salary of the Executive Director from \$192,556 to \$197,370.

² Incorporates Rider 35(b), Regional Diversion Alternatives, due to enactment of SB 1630, 84th Legislature, Regular Session, relating to the commitment of juveniles in post-adjudication secure correctional facilities, validating appropriations made above in Strategy D.1.1, Office of the Independent Ombudsman, in amounts of \$560,500 in FY 2016 and \$494,000 in FY 2017 and 7 FTEs.

³Incorporates Article IX, §18.40, of this Act, due to enactment of HB 1144, 84th Legislature, Regular Session, relating to the establishment of a task force to study and make recommendations regarding the outcomes of juveniles adjudicated of sexual offenses, resulting in the authorization of TJJD to reimburse the travel expenses of task force members out of the funds appropriated above.

COMMISSION ON LAW ENFORCEMENT

	For the Years Ending	
	August 31, 2016	August 31, 2017
Method of Financing:		
<u>General Revenue Fund - Dedicated</u>		
Law Enforcement Officer Standards and Education Account No. 116	\$ 3,050,823	\$ 3,433,871
Texas Peace Officer Flag Account No. 5059	250	250
Subtotal, General Revenue Fund - Dedicated	<u>\$ 3,051,073</u>	<u>\$ 3,434,121</u>
Appropriated Receipts	<u>562,000</u>	<u>478,000</u>
Total, Method of Financing	<u>\$ 3,613,073</u>	<u>\$ 3,912,121</u>
This bill pattern represents an estimated 100% of this agency's estimated total available funds for the biennium.		
Number of Full-Time-Equivalents (FTE):	50.6	53.6
Schedule of Exempt Positions:		
Executive Director, Group 2 ¹	\$117,295	\$117,295
Items of Appropriation:		
A. Goal: LICENSE AND DEVELOP STANDARDS		
Licensing and Standards Development.		
A.1.1. Strategy: LICENSING	\$ 962,285	\$ 982,067
A.1.2. Strategy: STANDARDS DEVELOPMENT	\$ 214,159	\$ 216,968
Standards Development and Academy Evaluations.		
Total, Goal A: LICENSE AND DEVELOP STANDARDS	<u>\$ 1,176,444</u>	<u>\$ 1,199,035</u>
B. Goal: REGULATION		
Regulate Licensed Law Enforcement Population.		
B.1.1. Strategy: ENFORCEMENT	\$ 1,133,510	\$ 1,223,947
Enforce through License Revoc, Suspension, Reprimand, or Cancellation.		
B.1.2. Strategy: TECHNICAL ASSISTANCE	\$ 997,217	\$ 1,177,841
Total, Goal B: REGULATION	<u>\$ 2,130,727</u>	<u>\$ 2,401,788</u>
C. Goal: INDIRECT ADMINISTRATION		
C.1.1. Strategy: INDIRECT ADMINISTRATION	\$ 305,902	\$ 311,298
Grand Total, COMMISSION ON LAW ENFORCEMENT	<u>\$ 3,613,073</u>	<u>\$ 3,912,121</u>
Object-of-Expense Informational Listing:		
Salaries and Wages	\$ 2,522,985	\$ 2,704,787

COMMISSION ON LAW ENFORCEMENT
(Continued)

Other Personnel Costs	62,439	63,600
Professional Fees and Services	90,500	90,500
Consumable Supplies	59,015	65,371
Utilities	36,910	40,999
Travel	250,127	283,149
Rent - Building	227,971	232,213
Other Operating Expense	329,376	397,752
Capital Expenditures	<u>33,750</u>	<u>33,750</u>

Total, Object-of-Expense Informational Listing \$ 3,613,073 \$ 3,912,121

Estimated Allocations for Employee Benefits and Debt Service Appropriations Made Elsewhere in this Act:

Employee Benefits

Retirement	\$ 189,985	\$ 190,613
Group Insurance	618,789	680,286
Social Security	168,121	168,962
Benefits Replacement	<u>2,313</u>	<u>2,093</u>

Subtotal, Employee Benefits \$ 979,208 \$ 1,041,954

Total, Estimated Allocations for Employee Benefits and Debt Service Appropriations Made Elsewhere in this Act \$ 979,208 \$ 1,041,954

1. **Performance Measure Targets.** The following is a listing of the key performance target levels for the Commission on Law Enforcement. It is the intent of the Legislature that appropriations made by this Act be utilized in the most efficient and effective manner possible to achieve the intended mission of the Commission on Law Enforcement. In order to achieve the objectives and service standards established by this Act, the Commission on Law Enforcement shall make every effort to attain the following designated key performance target levels associated with each item of appropriation.

	<u>2016</u>	<u>2017</u>
A. Goal: LICENSE AND DEVELOP STANDARDS		
Outcome (Results/Impact):		
Percent of Appointed Peace Officers Obtaining Proficiency Certificates	17%	17%
A.1.1. Strategy: LICENSING		
Output (Volume):		
Number of New Licenses Issued to Individuals	14,000	14,000
A.1.2. Strategy: STANDARDS DEVELOPMENT		
Output (Volume):		
Number of On-site Training Provider Evaluations	150	150
B. Goal: REGULATION		
Outcome (Results/Impact):		
Number of Disciplinary Actions Taken	535	135
The Percentage of All Open Complaints Resolved within One Fiscal Year	78%	78%
B.1.1. Strategy: ENFORCEMENT		
Explanatory:		
Number of Agencies Audited for Law and Rule Compliance	875	875
B.1.2. Strategy: TECHNICAL ASSISTANCE		
Output (Volume):		
Number of Administrative Violations	900	150

2. **Capital Budget.** None of the funds appropriated above may be expended for capital budget items except as listed below. The amounts shown below shall be expended only for the purposes shown and are not available for expenditure for other purposes. Amounts appropriated above and identified in this provision as appropriations either for "Lease Payments to the Master Lease Purchase Program" or for items with an "(MLPP)" notation shall be expended only for the purpose of making lease-purchase payments to the Texas Public Finance Authority pursuant to the provisions of Government Code §1232.103.

	<u>2016</u>	<u>2017</u>
a. Acquisition of Information Resource Technologies		
(1) Distance Learning Program	\$ 95,000	\$ 95,000

COMMISSION ON LAW ENFORCEMENT
(Continued)

(2) Technology Resources	\$ 80,000	\$ 80,000
Total, Acquisition of Information Resource Technologies	\$ 175,000	\$ 175,000
Total, Capital Budget	<u>\$ 175,000</u>	<u>\$ 175,000</u>
Method of Financing (Capital Budget):		
GR Dedicated - Law Enforcement Officer Standards and Education Account No. 116	\$ 80,000	\$ 80,000
Appropriated Receipts	95,000	95,000
Total, Method of Financing	<u>\$ 175,000</u>	<u>\$ 175,000</u>

3. **Appropriation: Proficiency Certificate Fees.** The Commission on Law Enforcement is appropriated revenues collected for the processing of proficiency certificates pursuant to Occupations Code §1701.154 (estimated to be \$230,000 in fiscal year 2016 and 225,000 in fiscal year 2017 from Appropriated Receipts and included in the amounts appropriated above).
4. **Appropriation: Licensing Fees.** The Commission on Law Enforcement is appropriated fees collected to establish a person's eligibility to receive, reactivate or reinstate a license (estimated to be \$117,000 in fiscal year 2016 and \$117,000 in fiscal year 2017 from the GR-Dedicated Account No. 116 and included in the amounts appropriated above).
5. **Appropriation: State Flag Fund for Deceased Texas Peace Officers.** The Commission on Law Enforcement is appropriated all contributions and earned interest collected during the 2016-17 biennium and any unexpended and unencumbered balances from the biennium ending August 31, 2015, from the Texas Peace Officer Flag Account No. 5059 as provided by Occupations Code §1701.161 and Government Code §615.105 (estimated to be \$250 in fiscal year 2016 and \$250 in fiscal year 2017 and included in the amounts appropriated above). These appropriations are to be deposited in the state treasury to the credit of the GR-Dedicated Texas Peace Officer Flag Account No. 5059. These appropriations shall be used to provide state flags to families of deceased Texas peace officers pursuant to Occupations Code §1701.161 and Government Code §615.105. None of these appropriations shall be used by the commission for administration and support costs.
6. **Distance Learning Program.** From funds appropriated above, the Commission on Law Enforcement shall continue to operate, maintain, update, and upgrade the Distance Learning Program.
7. **Appropriation: Distance Learning Program.** Included in the amounts appropriated above to the Texas Commission on Law Enforcement is revenue collected from intermediate, advanced, and master peace officer and jailer certifications (estimated to be \$95,000 in fiscal year 2016 and \$95,000 in fiscal year 2017 from Appropriated Receipts) for the purpose of operating and maintaining the Distance Learning Program.
8. **Appropriation: Conference, Seminar and Training Registration Fees.** Included in the amounts appropriated above to the Texas Commission on Law Enforcement are revenues estimated to be \$237,000 in fiscal year 2016 and \$158,000 in fiscal year 2017 collected from fees relating to conferences, seminars and training registrations from Appropriated Receipts.

¹ Article IX, §18.02 of this Act, increases the salary of the Executive Director from \$114,434 to \$117,295.

MILITARY DEPARTMENT

	For the Years Ending August 31, 2016	August 31, 2017
Method of Financing:		
General Revenue Fund ^{1,2}	\$ 17,299,113	\$ 16,906,358
GR Dedicated - Deferred Maintenance Account No. 5166 ¹	9,781,250	9,781,250

MILITARY DEPARTMENT
(Continued)

Adjutant General Federal Fund No. 449	65,790,495	65,790,496
<u>Other Funds</u>		
Appropriated Receipts	258,000	258,000
Current Fund Balance	5,000,000	5,000,000
Interagency Contracts - Transfer from Foundation School Fund No. 193	350,000	350,000
Subtotal, Other Funds	<u>\$ 5,608,000</u>	<u>\$ 5,608,000</u>
Total, Method of Financing	<u>\$ 98,478,858</u>	<u>\$ 98,086,104</u>
 This bill pattern represents an estimated 100% of this agency's estimated total available funds for the biennium.		
Number of Full-Time-Equivalents (FTE):²	615.0	615.0
Schedule of Exempt Positions:		
Adjutant General, Group 5 ³	\$172,122	\$172,122
Items of Appropriation:		
A. Goal: OPERATIONS RESPONSE		
Provide a Professional Force Capable of Response.		
A.1.1. Strategy: STATE ACTIVE DUTY - DISASTER Respond to Disaster Relief/Emergency Missions.	\$ 296,230	\$ 296,229
A.1.2. Strategy: STATE TRAINING MISSIONS Non Emerg Homeland Security, Humanitarian, and Emerg Prep Training.	<u>\$ 3,593,774</u>	<u>\$ 3,593,774</u>
Total, Goal A: OPERATIONS RESPONSE	<u>\$ 3,890,004</u>	<u>\$ 3,890,003</u>
B. Goal: OPERATIONS SUPPORT		
Provide Adequate Facilities for Operations, Training, and Maintenance.		
B.1.1. Strategy: FACILITIES MAINTENANCE	\$ 73,729,855	\$ 73,329,853
B.1.2. Strategy: DEBT SERVICE	\$ 1,237,514	\$ 1,243,000
B.2.1. Strategy: TRUCK REBUILD PROGRAM	\$ 6,141,647	\$ 6,141,647
B.2.2. Strategy: FIREFIGHTERS - ELLINGTON AFB	<u>\$ 1,716,084</u>	<u>\$ 1,716,084</u>
Total, Goal B: OPERATIONS SUPPORT	<u>\$ 82,825,100</u>	<u>\$ 82,430,584</u>
C. Goal: COMMUNITY SUPPORT		
Community Support and Involvement.		
C.1.1. Strategy: YOUTH EDUCATION PROGRAMS Train Youth in Specialized Education Programs.	\$ 6,444,168	\$ 6,444,170
C.1.2. Strategy: STATE MILITARY TUITION ASSISTANCE	\$ 1,500,000	\$ 1,500,000
C.1.3. Strategy: MENTAL HEALTH INITIATIVE	<u>\$ 628,500</u>	<u>\$ 628,500</u>
Total, Goal C: COMMUNITY SUPPORT	<u>\$ 8,572,668</u>	<u>\$ 8,572,670</u>
D. Goal: INDIRECT ADMINISTRATION		
D.1.1. Strategy: INDIRECT ADMINISTRATION²	\$ 3,191,086	\$ 3,192,847
Grand Total, MILITARY DEPARTMENT	<u>\$ 98,478,858</u>	<u>\$ 98,086,104</u>
Object-of-Expense Informational Listing:		
Salaries and Wages	\$ 29,034,554	\$ 29,034,554
Other Personnel Costs	1,483,830	1,483,830
Professional Fees and Services	2,050,888	2,050,888
Fuels and Lubricants	247,934	247,934
Consumable Supplies	604,800	604,800
Utilities	9,497,511	9,497,511
Travel	455,495	455,495
Rent - Building	2,046,073	2,051,559
Rent - Machine and Other	286,743	286,742
Other Operating Expense	14,901,780	14,903,541
Client Services	1,500,000	1,500,000
Food for Persons - Wards of State	9,250	9,250

MILITARY DEPARTMENT
(Continued)

Capital Expenditures	36,360,000	35,960,000
Total, Object-of-Expense Informational Listing	\$ 98,478,858	\$ 98,086,104

Estimated Allocations for Employee Benefits and Debt Service Appropriations Made Elsewhere in this Act:

<u>Employee Benefits</u>		
Retirement	\$ 2,647,175	\$ 2,655,925
Group Insurance	5,625,419	6,107,449
Social Security	2,572,442	2,585,304
Benefits Replacement	56,208	50,868
Subtotal, Employee Benefits	\$ 10,901,244	\$ 11,399,546
<u>Debt Service</u>		
TPFA GO Bond Debt Service	\$ 2,762,717	\$ 2,652,106
Total, Estimated Allocations for Employee Benefits and Debt Service Appropriations Made Elsewhere in this Act	\$ 13,663,961	\$ 14,051,652

- 1. Performance Measure Targets.** The following is a listing of the key performance target levels for the Military Department. It is the intent of the Legislature that appropriations made by this Act be utilized in the most efficient and effective manner possible to achieve the intended mission of the Military Department. In order to achieve the objectives and service standards established by this Act, the Military Department shall make every effort to attain the following designated key performance target levels associated with each item of appropriation.

	2016	2017
A. Goal: OPERATIONS RESPONSE		
Outcome (Results/Impact):		
Number of Texas National Guard Members	23,000	23,000
Number of Texas State Guard Members	2,300	2,300
A.1.2. Strategy: STATE TRAINING MISSIONS		
Output (Volume):		
Number of Workdays Texas National Guard, Air Guard, and State Guard Members Train	34,270	34,270
Efficiencies:		
Average Cost Per Training Mission	164,060	164,060
B. Goal: OPERATIONS SUPPORT		
Outcome (Results/Impact):		
Percent of Facilities That Comply with Texas Accessibility Standards	35.3%	42.1%
B.1.1. Strategy: FACILITIES MAINTENANCE		
Efficiencies:		
Average Maintenance Cost Per Square Foot of All Buildings	3.45	3.45
Explanatory:		
Total Square Feet of All Facilities Maintained by the Department	6,971,676	6,971,676
C. Goal: COMMUNITY SUPPORT		
Outcome (Results/Impact):		
Percentage of ChalleNGe Academy Graduates Who Obtain a GED or High School Diploma by the End of the Post-Residential Phase of the Program	75.5%	76%
C.1.1. Strategy: YOUTH EDUCATION PROGRAMS		
Output (Volume):		
Number of Students Who Completed the STARBASE Special Youth Education Program	1,600	1,600
Number of Students Who Completed the ChalleNGe Special Youth Education Program	400	400
Efficiencies:		
Average Cost Per Student Trained in STARBASE Special Youth Education Program	250	250
Average Cost Per Student Completing the ChalleNGe Special Youth Education Program	14,875	14,875

- 2. Capital Budget.** None of the general revenue funds appropriated above may be expended for capital budget items except as listed below. The amounts shown below shall be expended only for

MILITARY DEPARTMENT
(Continued)

the purposes shown and are not available for expenditure for other purposes. Amounts appropriated above and identified in this provision as appropriations either for "Lease Payments to the Master Lease Purchase Program" or for items with an "(MLPP)" notation shall be expended only for the purpose of making lease-purchase payments to the Texas Public Finance Authority pursuant to the provisions of Government Code §1232.103. This rider does not limit the use of federal funds obtained by the department.

	2016	2017
a. Acquisition of Land and Other Real Property		
(1) Land Acquisition of Huntsville Property	\$ 400,000	\$ UB
b. Repair or Rehabilitation of Buildings and Facilities		
(1) Repair and Rehabilitation of Existing Facilities - 83rd Legislature	2,263,203	UB
(2) Repair and Rehabilitation of Existing Facilities - 81st Legislature	32,742	UB
(3) Repair and Rehabilitation of Existing Facilities - 80th Legislature	62,085	UB
(4) Statewide Projects for Repair and/or Rehabilitation ¹	24,375,000	24,375,000
(5) Replacement and Maintenance Projects	2,000,000	2,000,000
Total, Repair or Rehabilitation of Buildings and Facilities	<u>\$ 28,733,030</u>	<u>\$ 26,375,000</u>
c. Transportation Items		
(1) Camp Mabry Vehicle Replacement	<u>156,000</u>	<u>0</u>
Total, Capital Budget	<u>\$ 29,289,030</u>	<u>\$ 26,375,000</u>
Method of Financing (Capital Budget):		
General Revenue Fund	\$ 1,556,000	\$ 1,000,000
GR Dedicated - Deferred Maintenance Account No. 5166	9,781,250	9,781,250
Adjutant General Federal Fund No. 449	15,593,750	15,593,750
Bond Proceeds - General Obligation Bonds	2,358,030	UB
Total, Method of Financing	<u>\$ 29,289,030</u>	<u>\$ 26,375,000</u>

3. **Transferability.** Notwithstanding the General Provisions of this act, the Texas Military Department is authorized to transfer such amounts as may be necessary from one strategy to another strategy. No transfers shall be made into Strategy B.1.2, Debt Service. No transfer of federal reimbursements for state active duty shall be made out of Strategy A.1.1, State Active Duty - Disaster.
4. **Travel Limitations.** Subject to the travel limitations set out in the General Provisions of this Act, the Texas Military Department (TMD) shall pay the travel expenses of members of the National Guard when said members are acting as official representatives of TMD on behalf of the Texas National Guard.
5. **Armory Closure.** The Adjutant General shall not close any armories due solely to insufficient funds to pay for utilities without providing 30 days prior written notification to the Legislative Budget Board and the Governor's Office.
6. **Armory Utilities.** The Texas Military Department (TMD) shall study each armory to ensure utility costs are kept to a minimum and TMD shall charge rental fees for armories that are comparable to fees charged for similar facilities in the area where the armory is located. In any case, the rent charged must be adequate to recover any additional utility costs associated with the rental of the armory.
7. **Quarters and Utilities Allowance.** The Adjutant General, Deputy Adjutant General-Air, and the Deputy Adjutant General-Army are authorized to live in state-owned housing and are exempt from

MILITARY DEPARTMENT
(Continued)

paying housing costs. The Texas Military Department may also allocate existing department housing to other department employees with a demonstrated need based on location and job description. Fees for employee housing are appropriated to be used for maintaining employee housing.

8. **Federally Funded Projects.** Notwithstanding Article IX, Part 13, federal funds for any 100 percent federally funded project are appropriated, and related additional travel expenditures are authorized.
9. **Appropriation - Billet Receipts.** Any billet receipts in excess of \$258,000 in fiscal year 2016 and \$258,000 in fiscal year 2017 (included in Appropriated Receipts above) are hereby appropriated for use in Strategy B.1.1, Facilities Maintenance (estimated to be \$0). Any unexpended balances of billet receipts as of August 31, 2016 are appropriated for the fiscal year beginning September 1, 2016 in Strategy B.1.1, Facilities Maintenance, for the same purpose.
10. **Unexpended Balances, Payments to National Guard for State Active Duty.** Any unexpended balances as of August 31, 2016, in Strategy A.1.1, State Active Duty - Disaster, for payments to the National Guard for State Active Duty, are appropriated for the same purpose for the fiscal year beginning September 1, 2016.
11. **Cash Flow Contingency.** Contingent upon the receipt of federal funds and the approval of the Legislative Budget Board and the Governor's Office, the Texas Military Department (TMD) may temporarily utilize additional general revenue funds, pending receipt of federal reimbursement, in an amount not to exceed \$10,000,000 in each fiscal year of the biennium. The request to access the additional funds by TMD shall include justification for the additional funds. The general revenue amounts utilized above the department's general revenue method of finance must be repaid upon receipt of federal reimbursement and shall be utilized only for the purpose of temporary cash flow needs. At the end of each fiscal year, the \$10,000,000 must be repaid by November 30 of the following fiscal year. These transfers and repayments shall be credited to the fiscal year being reimbursed and shall be in accordance with procedures established by the Comptroller of Public Accounts.

TMD will submit a report to the Legislative Budget Board and the Office of the Governor, not later than November 30 of each fiscal year, detailing for the prior fiscal year the receipt of federal reimbursements, the amount of each reimbursement, the purpose of each reimbursement, and the General Revenue Fund expenditures associated with each reimbursement.

12. **Appropriation: Unexpended Balances Bond Proceeds.** In addition to the amounts appropriated above are unexpended and unobligated balances of General Obligation Bond Proceeds for projects that have been approved under the provisions of Article IX, Section 17.02 of Senate Bill 1, Eighty-third Legislature, Regular Session, 2013, remaining as of August 31, 2015 (estimated to be \$2,263,203).

In addition to the amounts appropriated above are unexpended and unobligated balances of General Obligation Bond Proceeds for projects that have been approved under the provisions of Article IX, Section 17.11 of Senate Bill 1, Eighty-first Legislature, Regular Session, 2009, remaining as of August 31, 2015, (estimated to be \$32,742).

Also in addition to the amounts appropriated above are unexpended and unobligated balances of General Obligation Bond Proceeds for projects that have been approved under the provisions of Article IX, Section 19.70 and 19.71 of House Bill 1, Eightieth Legislature, Regular Session, 2007, remaining as of August 31, 2015 (estimated to be \$62,085).

Any unexpended balances in General Obligation Bond Proceeds described herein and remaining as of August 31, 2016 are hereby appropriated for the same purposes for the fiscal year beginning September 1, 2016.

13. **Appropriation of Refunded Money.** There is appropriated to the Texas Military Department (TMD) all money refunded to TMD from any source when such money was originally expended for any of the purposes in B.1.1, Facilities Maintenance, above. Such appropriated funds may be expended for any of the purposes enumerated in B.1.1. above.
14. **Local Fund Authorization.** The Texas Military Department (TMD) is hereby authorized to spend, and there is made available to it, any or all local funds which TMD now has or which it may hereinafter acquire, in accordance with the provisions of its bond indenture dated October 1, 1979, and subsequently amended.

MILITARY DEPARTMENT
(Continued)

- 15. Bond Indenture Revenues.** There is appropriated to the Texas Military Department (TMD) all revenues that TMD has pledged, assigned, and set over and does pledge, assign, and set over unto its trustee and its successors in trust, and all revenues it has received or may hereinafter receive in accordance with the provisions of its bond indenture dated October 1, 1979, and subsequently amended.
- 16. Superseding Bond Covenants.** None of the appropriations or provisions herein shall supersede the covenants under which bonds are issued by or on behalf of the Texas Military Department, regarding the agency's obligations as a public bonding authority, body politic and corporate.
- 17. Disposition of State-owned Property.** Contingent upon sufficient funds from the sale of state-owned properties, appropriations above include \$5,000,000 in fiscal year 2016 and \$5,000,000 in fiscal year 2017 from the Current Fund Balance to the Texas Military Department (TMD) in funds derived from sales, in previous biennia and in the current biennium, of State-owned National Guard camps and other property owned by TMD and of land, improvements, buildings, facilities, installations, and personal property in connection therewith as authorized by Government Code, Chapter 431. Such funds shall be expended by TMD in one or more of the following ways: (1) as a participating fund in the construction and maintenance of facilities financed in part by the United States Government; or (2) as a construction fund to be used by TMD; or (3) as a debt-servicing fund as provided in Government Code, Chapter 431, provided, however, that all such funds that are not actually used for the purposes specified in this rider shall remain on deposit in the state treasury to the credit of TMD for the use and benefit of the Texas National Guard, their successors or components, as provided in Government Code, Chapter 431. TMD is authorized to carry forward unexpended balances from fiscal year 2016 into fiscal year 2017 for the same purpose.
- 18. Master Plan for Military Facilities.** Funds appropriated to the Texas Military Department (TMD) for capital construction projects are intended to be expended for those projects which are part of the agency's Master Plan. TMD shall revise the plan at least biennially and submit the plan to the Legislative Budget Board and the Governor every even-numbered year as an appendix to the agency's Strategic Plan.
- 19. Reallocation of Unexpended Bond Proceeds.** The Texas Military Department is authorized to reallocate the unexpended bond proceeds of canceled projects only to other projects listed in its current Master Plan and only after notifying the Texas Public Finance Authority, the Texas Bond Review Board, the Governor, and the Legislative Budget Board.
- 20. Renovation Priorities.** The Texas Military Department shall give priority in the use of funds appropriated by this Act to renovations which: (1) insure the structural integrity of the facilities; (2) bring such facilities into compliance with current building and safety codes and accessibility standards; (3) increase the economic efficiency of the facilities; and (4) simplify future maintenance of the facilities.
- 21. Projects Funded with Bond Proceeds.** In addition to the number of FTEs authorized in the bill pattern for the Texas Military Department (TMD), TMD is authorized to employ one additional person for the purpose of managing any project(s) that are funded 100 percent with bond proceeds. TMD is authorized to employ the additional person only for the duration of the project(s) the personnel are hired to manage. All salaries, benefits, and other expenses incurred (including a fair allocation of agency indirect expenses related to the additional personnel) are to be paid out of the bond proceeds.
- 22. Internal Audit.** The Texas Military Department (TMD) shall use funds appropriated above for the following purposes:

 - a. To report to the Governor's Office, Legislative Budget Board, and State Auditor's Office every 30 days on all internal audit work performed. Each month the director of Internal Audit of TMD shall report to the State Auditor's Office to brief an individual designated by the State Auditor; and
 - b. To hold meetings by the internal audit committee at TMD at least once each fiscal quarter and to provide minutes of these meetings to the Governor's Office and the State Auditor's Office.
- 23. Support and Maintenance Expenditures.** It is provided that all monies currently appropriated to the Texas Military Department for support and maintenance of the Texas National Guard are

MILITARY DEPARTMENT
(Continued)

authorized for like expenditures for the support and maintenance, including organization, of units of the Texas State Guard supplementing the Texas National Guard or replacing National Guard units inducted into federal service.

24. **Unexpended Balances, State Military Tuition Assistance Program.** All unexpended balances of the State Military Tuition Assistance Program as of August 31, 2016, are appropriated for the same purpose for use during the fiscal year beginning September 1, 2016.
25. **Travel Limitations - State Guard.** Subject to the travel limitations set out in the General Provisions of this Act, the Texas Military Department (TMD) may pay the travel expenses of members of the Texas State Guard when said members are acting as official representatives of TMD on behalf of the Texas State Guard.
26. **ChalleNGe Youth Education Program.** In addition to funds appropriated above in Strategy C.1.1, Youth Education Programs, funds are appropriated from the Foundation School Fund No. 193 for each fiscal year of the biennium. In the event the available amount from the Foundation School Fund No. 193 is greater than \$350,000 in either fiscal year, General Revenue funds equal to the difference between the Foundation School Funds No. 193 and \$350,000 shall lapse to the unobligated portion of the General Revenue Fund.
27. **Contingency for Behavioral Health Funds.** Notwithstanding appropriation authority granted above, the Comptroller of Public Accounts shall not allow the expenditure of General Revenue-Related behavioral health funds for the Texas Military Department in Strategy C.1.3, Mental Health Initiative, in fiscal year 2017, as identified in Art. IX, Sec. 10.04, Statewide Behavioral Health Strategic Plan and Coordinated Expenditures, if the Legislative Budget Board provides notification to the Comptroller of Public Accounts that the agency's planned expenditure of those funds in fiscal year 2017 does not satisfy the requirements of Art. IX, Sec. 10.04, Statewide Behavioral Health Strategic Plan and Coordinated Expenditures.
28. **Governor Grant for Payroll Processing in Event of Disaster.** It is the intent of the Legislature that, in the event of an emergency or disaster in response to which the Governor has deployed the National Guard, the Governor may make a grant from disaster funds appropriated to the Trusteed Programs within the Office of the Governor, or any other funds available, to the Texas Military Department, in an amount determined to be appropriate by the Office of the Governor, in order to ensure timely and accurate payroll processing for the National Guard when deployed.
29. **Purchase of the National Guard Armory Facility in Huntsville.** Out of funds appropriated above in Strategy B.1.1, Facilities Maintenance, \$400,000 in General Revenue Funds in fiscal year 2016 shall be expended only for the land acquisition of the Texas National Guard armory in Huntsville. Any unexpended balances from this amount remaining as of August 31, 2016 are appropriated for the same purposes for the fiscal year beginning September 1, 2016.

¹ Incorporates Article IX, §18.09, of this Act, due to enactment of SB 2004, 84th Legislature, Regular Session, relating to deferred maintenance funding for state facilities, resulting in a reallocation of \$9,781,250 in FY 2016 and \$9,781,250 in FY 2017 out of General Revenue Funds to the General Revenue-Dedicated Deferred Maintenance Fund Account No. 5166. The Capital Budget is adjusted accordingly.

² Incorporates Article IX, §18.03(b), of this Act, relating to Centralized Accounting and Payroll/Personnel System Deployments, resulting in increases of \$334,487 in FY 2016 and \$334,487 in FY 2017 out of General Revenue Funds and increases of 3 FTEs in FY 2016 and 3 FTEs in FY 2017.

³ Article IX, §18.02, of this Act, increases the salary of the Adjutant General from \$167,924 to \$172,122.

DEPARTMENT OF PUBLIC SAFETY

	For the Years Ending	
	August 31, 2016	August 31, 2017
Method of Financing:		
General Revenue Fund ^{1, 2, 3, 4}	\$ 995,045,833	\$ 946,955,744
 <u>General Revenue Fund - Dedicated</u>		
Law Enforcement Officer Standards and Education Account No. 116 ⁵	480,000	480,000
Motorcycle Education Account No. 501	2,062,500	2,062,500

DEPARTMENT OF PUBLIC SAFETY
(Continued)

Sexual Assault Program Account No. 5010	4,950,000	4,950,000
Breath Alcohol Testing Account No. 5013	1,512,500	1,512,500
Emergency Radio Infrastructure Account No. 5153	8,189,174	8,189,174
Subtotal, General Revenue Fund - Dedicated	<u>\$ 17,194,174</u>	<u>\$ 17,194,174</u>
Federal Funds ¹	274,062,353	264,934,130
<u>Other Funds</u>		
Interagency Contracts - Criminal Justice Grants	3,512,153	3,512,153
Appropriated Receipts	38,075,719	38,075,719
Interagency Contracts	4,341,694	4,341,694
Bond Proceeds - General Obligation Bonds	24,186,377	UB
Subtotal, Other Funds	<u>\$ 70,115,943</u>	<u>\$ 45,929,566</u>
Total, Method of Financing	<u>\$ 1,356,418,303</u>	<u>\$ 1,275,013,614</u>
Other Direct and Indirect Costs Appropriated Elsewhere in this Act	\$ 1,620,595	\$ 1,692,207
This bill pattern represents an estimated 100% of this agency's estimated total available funds for the biennium.		
Number of Full-Time-Equivalents (FTE):²	10,306.1	10,503.1
Schedule of Exempt Positions:⁶		
Director, Group 6	\$220,039	\$220,039
Items of Appropriation:		
A. Goal: COMBAT CRIME AND TERRORISM		
A.1.1. Strategy: ORGANIZED CRIME¹	\$ 73,537,304	\$ 73,537,304
A.1.2. Strategy: CRIMINAL INTERDICTION	\$ 15,110,334	\$ 15,110,334
A.2.1. Strategy: COUNTERTERRORISM	\$ 597,733	\$ 597,733
A.2.2. Strategy: HOMELAND SECURITY GRANT PROGRAM	\$ 59,759,161	\$ 59,759,162
A.2.3. Strategy: INTELLIGENCE¹	\$ 6,951,158	\$ 6,951,158
A.2.4. Strategy: SECURITY PROGRAMS	\$ 22,716,317	\$ 22,716,317
A.3.1. Strategy: SPECIAL INVESTIGATIONS^{1,3}	<u>\$ 33,215,599</u>	<u>\$ 32,218,291</u>
Total, Goal A: COMBAT CRIME AND TERRORISM	<u>\$ 211,887,606</u>	<u>\$ 210,890,299</u>
B. Goal: SECURE TEXAS		
B.1.1. Strategy: GRANTS TO LOCAL ENTITIES	\$ 19,422,318	\$ 19,422,318
B.1.2. Strategy: NETWORKED INTELLIGENCE	\$ 10,067,838	\$ 7,637,026
B.1.3. Strategy: ROUTINE OPERATIONS¹	\$ 40,521,502	\$ 26,639,502
B.1.4. Strategy: EXTRAORDINARY OPERATIONS	\$ 41,700,000	\$ 41,700,000
B.1.5. Strategy: RECRUITMENT, RETENTION, AND SUPPORT	<u>\$ 151,048,045</u>	<u>\$ 170,593,120</u>
Total, Goal B: SECURE TEXAS	<u>\$ 262,759,703</u>	<u>\$ 265,991,966</u>
C. Goal: ENHANCE PUBLIC SAFETY		
C.1.1. Strategy: TRAFFIC ENFORCEMENT¹	\$ 192,503,328	\$ 190,442,391
C.1.2. Strategy: COMMERCIAL VEHICLE ENFORCEMENT¹	\$ 67,061,443	\$ 67,050,134
C.2.1. Strategy: PUBLIC SAFETY COMMUNICATIONS	\$ 16,991,550	\$ 16,973,247
C.2.2. Strategy: INTEROPERABILITY	<u>\$ 470,770</u>	<u>\$ 470,770</u>
Total, Goal C: ENHANCE PUBLIC SAFETY	<u>\$ 277,027,091</u>	<u>\$ 274,936,542</u>
D. Goal: EMERGENCY MANAGEMENT		
D.1.1. Strategy: EMERGENCY PREPAREDNESS Emergency Management Training and Preparedness.	\$ 16,226,143	\$ 12,798,726
D.1.2. Strategy: RESPONSE COORDINATION Emergency and Disaster Response Coordination.	\$ 2,442,369	\$ 2,442,369
D.1.3. Strategy: RECOVERY AND MITIGATION Disaster Recovery and Hazard Mitigation.	\$ 140,618,257	\$ 136,303,451
D.1.4. Strategy: STATE OPERATIONS CENTER¹	<u>\$ 8,471,411</u>	<u>\$ 7,871,412</u>
Total, Goal D: EMERGENCY MANAGEMENT	<u>\$ 167,758,180</u>	<u>\$ 159,415,958</u>

DEPARTMENT OF PUBLIC SAFETY
(Continued)

E. Goal: REGULATORY SERVICES		
E.1.1. Strategy: CRIME LABORATORY SERVICES	\$ 41,291,593	\$ 33,416,060
E.1.2. Strategy: CRIME RECORDS SERVICES⁵	\$ 44,092,285	\$ 44,092,286
E.1.3. Strategy: VICTIM & EMPLOYEE SUPPORT SERVICES	\$ 1,069,228	\$ 1,069,228
Victim and Employee Support Services.		
E.2.1. Strategy: DRIVER LICENSE SERVICES	\$ 37,794,119	\$ 37,794,119
E.2.2. Strategy: DRIVING AND MOTOR VEHICLE SAFETY	\$ 117,129,069	\$ 95,463,647
E.3.1. Strategy: REG SVCS ISSUANCE & MODERNIZATION	\$ 14,444,392	\$ 14,444,392
Regulatory Services Issuance and Modernization.		
E.3.2. Strategy: REGULATORY SERVICES COMPLIANCE	<u>\$ 11,784,364</u>	<u>\$ 11,784,364</u>
Total, Goal E: REGULATORY SERVICES	<u>\$ 267,605,050</u>	<u>\$ 238,064,096</u>
F. Goal: AGENCY SERVICES AND SUPPORT		
F.1.1. Strategy: HEADQUARTERS ADMINISTRATION¹	\$ 20,969,997	\$ 20,982,001
F.1.2. Strategy: REGIONAL ADMINISTRATION	\$ 13,479,868	\$ 13,479,868
F.1.3. Strategy: INFORMATION TECHNOLOGY²	\$ 51,394,537	\$ 49,681,867
F.1.4. Strategy: FINANCIAL MANAGEMENT	\$ 6,620,640	\$ 6,620,640
F.1.5. Strategy: HUMAN CAPITAL MANAGEMENT¹	\$ 2,647,957	\$ 2,647,957
F.1.6. Strategy: TRAINING ACADEMY AND DEVELOPMENT¹	\$ 16,016,645	\$ 16,016,645
F.1.7. Strategy: FLEET OPERATIONS	\$ 2,470,615	\$ 2,470,615
F.1.8. Strategy: FACILITIES MANAGEMENT	<u>\$ 55,780,414</u>	<u>\$ 13,815,160</u>
Total, Goal F: AGENCY SERVICES AND SUPPORT	<u>\$ 169,380,673</u>	<u>\$ 125,714,753</u>
Grand Total, DEPARTMENT OF PUBLIC SAFETY	<u>\$ 1,356,418,303</u>	<u>\$ 1,275,013,614</u>
Object-of-Expense Informational Listing:		
Salaries and Wages	\$ 662,603,802	\$ 679,939,291
Other Personnel Costs	21,477,938	21,810,914
Professional Fees and Services	45,514,359	38,995,148
Fuels and Lubricants	31,505,401	32,991,089
Consumable Supplies	11,409,570	11,777,773
Utilities	9,845,944	10,084,616
Travel	16,306,567	16,448,567
Rent - Building	12,218,762	12,102,397
Rent - Machine and Other	3,730,675	3,730,675
Other Operating Expense	171,691,899	158,944,482
Grants	216,202,848	209,576,932
Capital Expenditures	<u>153,910,538</u>	<u>78,611,730</u>
Total, Object-of-Expense Informational Listing	<u>\$ 1,356,418,303</u>	<u>\$ 1,275,013,614</u>
Estimated Allocations for Employee Benefits and Debt Service Appropriations Made Elsewhere in this Act:		
<u>Employee Benefits</u>		
Retirement	\$ 47,709,048	\$ 50,077,798
Group Insurance	118,519,312	133,296,171
Social Security	42,874,961	45,180,904
Benefits Replacement	<u>1,359,812</u>	<u>1,230,630</u>
Subtotal, Employee Benefits	<u>\$ 210,463,133</u>	<u>\$ 229,785,503</u>
<u>Debt Service</u>		
TPFA GO Bond Debt Service	\$ 24,801,557	\$ 21,573,523
Lease Payments	<u>138,493</u>	<u>117,421</u>
Subtotal, Debt Service	<u>\$ 24,940,050</u>	<u>\$ 21,690,944</u>
Total, Estimated Allocations for Employee Benefits and Debt Service Appropriations Made Elsewhere in this Act	<u>\$ 235,403,183</u>	<u>\$ 251,476,447</u>

DEPARTMENT OF PUBLIC SAFETY
(Continued)

1. **Performance Measure Targets.** The following is a listing of the key performance target levels for the Department of Public Safety. It is the intent of the Legislature that appropriations made by this Act be utilized in the most efficient and effective manner possible to achieve the intended mission of the Department of Public Safety. In order to achieve the objectives and service standards established by this Act, the Department of Public Safety shall make every effort to attain the following designated key performance target levels associated with each item of appropriation.

	<u>2016</u>	<u>2017</u>
A. Goal: COMBAT CRIME AND TERRORISM		
Outcome (Results/Impact):		
Annual Texas Index Crime Rate	3,880	3,880
A.1.1. Strategy: ORGANIZED CRIME		
Output (Volume):		
Number of Arrests for Narcotics Violations	1,700	1,700
Number of Arrests for Motor Vehicle Theft	300	300
Number of CID Arrests-Not Narcotics/Vehicle Theft	3,000	3,000
A.3.1. Strategy: SPECIAL INVESTIGATIONS		
Output (Volume):		
Number of Arrests by Texas Rangers	1,845	1,890
B. Goal: SECURE TEXAS		
B.1.2. Strategy: NETWORKED INTELLIGENCE		
Output (Volume):		
Total Number of Interagency Law Enforcement Ops Coordinated by the BSOC	8	8
C. Goal: ENHANCE PUBLIC SAFETY		
Outcome (Results/Impact):		
Annual Texas Highway Traffic Death Rate	1	1
C.1.1. Strategy: TRAFFIC ENFORCEMENT		
Output (Volume):		
Number of Highway Patrol Service Hours on Routine Patrol	2,242,000	2,242,000
Number of Traffic Law Violator Contacts	3,400,000	3,400,000
C.1.2. Strategy: COMMERCIAL VEHICLE ENFORCEMENT		
Output (Volume):		
# of Commercial Vehicle Enforcement Hours on Routine Patrol	907,000	907,000
Efficiencies:		
Number of Commercial Vehicle Traffic Law Violator Contacts	1,500,000	1,500,000
D. Goal: EMERGENCY MANAGEMENT		
Outcome (Results/Impact):		
Number of Public Entities with Open Disaster Recovery Grants	200	200
D.1.2. Strategy: RESPONSE COORDINATION		
Output (Volume):		
Number of Emergency Incidents Coordinated	3,530	3,530
D.1.3. Strategy: RECOVERY AND MITIGATION		
Efficiencies:		
% of the State Population Covered by Hazard Mitigation Plans	78%	78%
E. Goal: REGULATORY SERVICES		
Outcome (Results/Impact):		
% Driver License/ID Applications Completed within 45 Minutes	80%	82%
Percentage of Driver Responsibility Program Surcharges Collected	45%	45%
Concealed Handguns: Percentage of Original Licenses Issued within 60 Days	100%	100%
Concealed Handguns: Percentage of Renewal Licenses Issued within 40 Days	100%	100%
E.1.1. Strategy: CRIME LABORATORY SERVICES		
Output (Volume):		
Number of Breath Alcohol Tests Supervised	47,000	47,000
Number of Drug Cases Completed	42,000	42,000
Number of Offender DNA Profiles Completed	70,000	70,000
Efficiencies:		
Average Cost of Supervising a Breath Alcohol Test	57	57
E.2.1. Strategy: DRIVER LICENSE SERVICES		
Output (Volume):		
Number of Total Examinations Administered	4,900,000	4,900,000

DEPARTMENT OF PUBLIC SAFETY
(Continued)

E.3.1. Strategy: REG SVCS ISSUANCE & MODERNIZATION

Output (Volume):

Concealed Handguns - Number of Original and Renewal Handgun Licenses Issued	199,443	219,443
---	---------	---------

E.3.2. Strategy: REGULATORY SERVICES COMPLIANCE

Output (Volume):

Regulatory Services Division - Number of Criminal Investigations Resolved	75	75
Controlled Substances - Number of Controlled Substance Prescriptions	45,750,000	45,750,000

- 2. Capital Budget.** None of the funds appropriated above may be expended for capital budget items except as listed below. The amounts shown below shall be expended only for the purposes shown and are not available for expenditure for other purposes. The Department of Public Safety may expend funds for the lease of capital budget items with Legislative Budget Board approval if the department provides a cost-benefit analysis to the Legislative Budget Board that supports leasing instead of purchasing prior to exercising the lease option. Amounts appropriated above and identified in this provision as appropriations either for "Lease payments to the Master Lease Purchase Program" or for items with an "(MLPP)" notation shall be expended only for the purpose of making lease-purchase payments to the Texas Public Finance Authority pursuant to Government Code §1232.103.

	2016	2017
a. Construction of Buildings and Facilities		
(1) Building Programs New Construction: Regional Offices with Crime Labs; Rio Grande City Office; Crime Lab Expansions; and Emergency Vehicle Operations Course - Project #496	\$ 21,978,909	\$ UB
(2) Gessner Office Upgrade - EI Project #938	5,000,000	0
(3) Multiuse Training Facility	2,000,000	0
Total, Construction of Buildings and Facilities	\$ 28,978,909	\$ UB
b. Repair or Rehabilitation of Buildings and Facilities		
(1) Deferred Maintenance - Project #601	2,207,468	UB
(2) Deferred Maintenance - Rider 40 - Project #993	28,918,442	9,860,435
Total, Repair or Rehabilitation of Buildings and Facilities	\$ 31,125,910	\$ 9,860,435
c. Acquisition of Information Resource Technologies		
(1) CVE Information Technology Purchases - Project #775	934,350	934,350
(2) Case Management IT Tool - Project #808	2,000,000	2,000,000
(3) IT Link Analysis - Project #809	708,500	708,500
(4) Operations Technology Support - IT - Project #810 ⁷	1,958,500	1,958,500
(5) Crime Lab Equipment - Project #891	2,041,000	0
(6) IT Modernization Initiatives and Maintenance - Project Number #987	10,137,502	10,126,582
(7) DLIP Self Service Enhancements - Project #985	5,000,000	0
(8) Crime Records Service Information Technology - Project #984	3,279,625	3,279,626
(9) DL Technology Upgrades - Project #988	13,494,600	6,924,400
(10) Capitol Complex Security	950,000	0
Total, Acquisition of Information Resource Technologies	\$ 40,504,077	\$ 25,931,958
d. Transportation Items⁸		
(1) Vehicles Project #880	34,771,734	31,464,682

DEPARTMENT OF PUBLIC SAFETY
(Continued)

(2) Acquire Aircraft	7,500,000	0
Total, Transportation Items	<u>\$ 42,271,734</u>	<u>\$ 31,464,682</u>
e. Acquisition of Capital Equipment and Items		
(1) Technical Unit Intercept System - Project #845	450,000	450,000
(2) Radios - Project #85	4,273,256	4,254,949
(3) DNA/CODIS Analysis Project - Project #562	786,000	0
Total, Acquisition of Capital Equipment and Items	<u>\$ 5,509,256</u>	<u>\$ 4,704,949</u>
f. Other Lease Payments to the Master Lease Purchase Program (MLPP)		
(1) NCIC/TLETS Upgrade - Lease Payments (MLPP) 1998-99 - Project #78	68,433	18,001
Total, Other Lease Payments to the Master Lease Purchase Program (MLPP)	<u>\$ 68,433</u>	<u>\$ 18,001</u>
g. Emergency Management: Acquisition of Information Resource Tech		
(1) SOC Enhancement - Project #793	600,000	0
(2) Disaster District EOC Refresh - Project #794	1,000,000	0
(3) Land Mobile Satellite Units - Project #797	225,000	225,000
Total, Emergency Management: Acquisition of Information Resource Tech	<u>\$ 1,825,000</u>	<u>\$ 225,000</u>
h. Centralized Accounting and Payroll/Personnel System (CAPPS) ²		
(1) Centralized Accounting and Payroll/Personnel Systems Deployment	1,908,585	307,268
Total, Centralized Accounting and Payroll/Personnel System (CAPPS)	<u>\$ 1,908,585</u>	<u>\$ 307,268</u>
Total, Capital Budget	<u>\$ 152,191,904</u>	<u>\$ 72,512,293</u>
Method of Financing (Capital Budget):		
General Revenue Fund	\$ 120,331,007	\$ 67,223,773
Federal Funds	7,674,520	5,288,520
Bond Proceeds - General Obligation Bonds	24,186,377	UB
Total, Method of Financing	<u>\$ 152,191,904</u>	<u>\$ 72,512,293</u>

3. **Marked Vehicles.** None of the funds appropriated above may be expended for the salaries of personnel operating motor vehicles used to stop and actually arrest offenders of highway speed laws unless such vehicles are black, white, or a combination thereof and plainly marked with the department's insignia.
4. **Disposition of Seized Funds.** The Department of Public Safety is directed to deposit all funds currently held, or obtained in the future pursuant to seizure actions or judicial forfeiture, according to rules and procedures developed by the Comptroller of Public Accounts. The Department of Public Safety shall cooperate with the Comptroller of Public Accounts in developing agreements and procedures for the deposit of seized state funds in accounts in the State Treasury.
5. **Controlled Substances.** Included in the amounts appropriated above is \$3,642,870 in fiscal year 2016 and \$3,642,870 in fiscal year 2017 from Federal Funds. All revenues in excess of these amounts collected under federal forfeiture programs are appropriated to the Department of Public Safety to be used for law enforcement purposes (estimated to be \$0). Any funds unexpended at the close of each fiscal year are appropriated for the following year. Funding priority shall be given to the purchase of new equipment for field employees.

DEPARTMENT OF PUBLIC SAFETY
(Continued)

6. **Witness Fees.** From the appropriations made herein, the Department of Public Safety may pay the witness fees and travel expenses of out-of-state witnesses, subject to the advance, written approval of the District Attorney for the county having venue over the law violation under investigation.
7. **Purchase of Evidence.** From the amounts appropriated above to the Department of Public Safety, an amount not to exceed one million dollars (\$1,000,000) each fiscal year of the biennium, exclusive of amounts forfeited to the Department of Public Safety by any court of competent jurisdiction and amounts received from the United States government derived from the forfeiture of monies and property, is designated for the purchase of evidence and/or information and surveillance expenses deemed necessary by the Department of Public Safety; and accountability for expenditures as set forth above shall be governed by such rules and regulations as the director of the Department of Public Safety may recommend and are subject to audit by the State Auditor. Such amounts may be maintained in cash to facilitate the purchase of evidence, information, and/or surveillance expense.
8. **Seized Assets Report.** The Department of Public Safety shall file with the Governor and the Legislative Budget Board, no later than October 30 of each year, a report disclosing information on seized/forfeited assets. The report shall contain a summary of receipts, disbursements, and fund balances for the fiscal year derived from both federal and state sources and supporting detail. The detail information shall, at a minimum, include the following:
 - a. Regarding receipts: the court in which the case was adjudicated, the nature of the assets, the value of the assets, and the specific, intended use of the assets; and
 - b. Regarding disbursements: the departmental control number, the departmental category, the division making the request, the specific item and amount requested, the amount the department approved, and the actual amount expended per item.
9. **Medical and Funeral Costs.** Funds appropriated above may be expended for drugs, medical, hospital, laboratory, and funeral costs of law enforcement employees or other employees performing duties involving unusual risk when injury or death occurs in the performance of such duties. Funds appropriated above shall not be expended for drugs, medical, hospital, laboratory, or funeral costs of employees who are not actively engaged in the performance of law enforcement or other hazardous duties or for law enforcement employees when injury or death occurs in the performance of clerical or office duties as distinguished from law enforcement or other duties involving unusual risk. Funds appropriated above may also be expended for physical examinations and testing when such examinations and tests are a condition of employment or exposure to infectious diseases or hazardous materials occurs in the line of duty.
10. **Authorization of Funeral Travel Reimbursement.** The Department of Public Safety may reimburse a commissioned peace officer or communications officer in its employ the costs for lodging, transportation, and meals, in accordance with Article IX travel regulations of this Act, when such travel is for the purpose of representing the Department of Public Safety at the funeral of a fallen peace officer. The reimbursement authorized by this provision applies to out-of-state, as well as, in-state travel. The Department of Public Safety may provide reimbursement for only a small delegation to any single out-of-state funeral.
11. **Moving Expenses.** Notwithstanding any other provision of this Act, and with the approval of the Director, the Department of Public Safety may use appropriated funds to pay the reasonable, necessary, and resulting costs of moving the household goods and effects of a commissioned peace officer employed by the Department of Public Safety who is transferred from one designated headquarters to another so long as the Department of Public Safety determines that the best interests of the State will be served by such transfer.
12. **Travel for Security Personnel.** Notwithstanding other provisions of this Act, commissioned Department of Public Safety personnel when transporting and providing security for the Governor or Governor-elect and his or her spouse and immediate family; other members of the executive, legislative, and judicial branches of state government; and visiting government officials travelling in Texas when assigned, shall be reimbursed for their actual meals, lodging, and incidental expenses when on official travel in or out of the state.

DEPARTMENT OF PUBLIC SAFETY
(Continued)

- 13. Polygraph Examinations.** None of the funds appropriated to the Department of Public Safety may be expended for polygraph testing of commissioned law enforcement officers of the Department of Public Safety, unless requested by the officer.
- 14. Supply and Inventory Cost Allocation.** The Department of Public Safety is authorized to establish a supply and inventory cost pool to which appropriations may be transferred from any strategy item. These transfers shall be restricted to the purchase of supplies and inventory items.

Expenditures from the cost pool shall be allocated back to the applicable strategies of the Department of Public Safety within 30 days following the close of each fiscal quarter.
- 15. Stranded Motorist Assistance.** The Department of Public Safety shall use funds appropriated by this Act to obtain the cooperation of all relevant state agencies, especially the Texas Department of Transportation, and coordinate its efforts with all local law enforcement agencies and interested private businesses. As part of this initiative, the Department of Public Safety shall establish and publicize a toll free number and a universal distress signal for motorists that are in need of assistance.
- 16. Parking Violation Revenues.** All revenue received from parking violations under Government Code §411.067 shall be deposited to the General Revenue Fund.
- 17. Contingency Appropriation Reduction.** The funds appropriated above to the Department of Public Safety are reduced by an equal amount from the General Revenue Fund in the event the Department of Public Safety expends any funds not authorized by the General Appropriations Act, any provision within this Act which places a limitation on expenditures, or an affirmative action by the Legislature.
- 18. Appropriation Transfers.** Notwithstanding Article IX, Section 14.01, the Department of Public Safety may not transfer funds between items of appropriation in excess of 15 percent and shall provide quarterly notification to the Governor and the Legislative Budget Board any time the Department of Public Safety transfers an amount of \$100,000 or more between items of appropriation. The Department of Public Safety shall report to the Governor and the Legislative Budget Board quarterly the total number and amount of transfers during the previous quarter. The report shall include the amount transferred, the strategies involved, and justification for the transfer.
- 19. Appropriation: Automobile Emission Inspections.** Included in amounts appropriated above in Strategy E.3.2, Regulatory Services Compliance, is \$7,353,749 in fiscal year 2016 (General Revenue Fund) and \$7,353,749 in fiscal year 2017 (General Revenue Fund) for the operation of the vehicle emissions inspection and maintenance program pursuant to §382.202, Health and Safety Code.

If additional counties are brought into the vehicle emissions inspection and maintenance program, 80 percent of revenues generated from the vehicle emissions and inspections fee in excess of the Comptroller's Biennial Revenue Estimate in fiscal years 2016 and 2017 and deposited into the General Revenue Fund are appropriated to the agency for the purpose of developing, administering, evaluating, and maintaining the vehicle emissions inspection and maintenance program in the additional counties.
- 20. Full-Time-Equivalents, Recruits.** Recruits and interns participating in the recruit school of the Department of Public Safety shall not be counted toward the limit on the number of full-time equivalent positions (FTEs) for the agency until their graduation. Upon graduation, the additional officers shall not cause the Department of Public Safety to exceed the department's limit on FTEs. The number of participants in the recruit schools shall be included in all required reports concerning FTEs and vacancies, but the recruits and interns shall be reported as a separate total from the agency's other FTEs.
- 21. Reporting Procedure for Land Acquisition and Construction Projects.** The Department of Public Safety shall report to the Governor, the House Appropriations Committee, the Senate Finance Committee, and the Legislative Budget Board if a Department of Public Safety project managed by the Texas Facilities Commission and funded through appropriations by the Legislature lags six months or more behind the project's original timeline and/or exceeds the original budget by more than 25 percent. Reports should not include delays or cost overruns caused by acts of nature or other factors outside the control of the Texas Facilities Commission.

DEPARTMENT OF PUBLIC SAFETY
(Continued)

- 22. Hardship Stations.** Out of funds appropriated above, the Department of Public Safety is authorized to designate 40 hardship stations across the state based on excessive vacancies and/or cost of living, and to designate specialized assignments across the state based on the type of assignments and/or skills required for the position. The Department of Public Safety shall provide incentives to commissioned peace officers accepting these positions. The incentives will be based upon available funds as determined by the Director.
- 23. Contingency Personnel, DNA Analyses.** Contingent on the receipt of federal funds for DNA analyses or DNA backlog elimination purposes in an amount sufficient to cover the costs related to the additional personnel authorized by this rider, the Department of Public Safety is authorized an additional 14 full-time equivalent positions. These additional full-time equivalent positions are included in the "Number of Full-Time-Equivalents (FTE)" figure indicated above.
- 24. Authorized Trooper Strength.** From funds appropriated, the Department of Public Safety shall maintain the number of highway patrol trooper positions at no less than 2,357.
- 25. Interagency Contract for Legal Services.** Out of funds appropriated above, \$1.3 million for the 2016-17 biennium is for an interagency contract with the Office of the Attorney General for legal services provided by the Office of the Attorney General to the Department of Public Safety. Any interagency contract funded by appropriated funds may not exceed reasonable attorney fees for similar legal services in the private sector, shall not jeopardize the ability of the Department of Public Safety to carry out its legislative mandates, and shall not affect the budget for the Department of Public Safety such that employees must be terminated in order to pay the amount of the interagency contract.
- 26. Appropriations Limited to Revenue Collections.** Fees and other miscellaneous revenues as authorized and generated by the Private Security Bureau of the Department of Public Safety shall cover, at a minimum, the cost of the biennial appropriations for the 2016-17 biennium made above in Strategies E.3.1, Regulatory Services Issuance and Modernization (\$2,608,487), and E.3.2, Regulatory Services Compliance (\$4,826,528), as well as the "other direct and indirect costs" indicated above (the amounts are solely related to the Private Security Bureau). In the event that actual and/or projected revenue collections are insufficient to offset the costs identified by this provision, the Legislative Budget Board may direct that the Comptroller of Public Accounts reduce the appropriation authority provided above in Strategies E.3.1. and E.3.2, to be within the amount of revenue expected to be available.
- 27. Appropriations Limited to Revenue Collections: Driver Responsibility Program.** Included in the amounts appropriated above in Strategy E.2.2, Driving and Motor Vehicle Safety, (pursuant to §780.002, Health and Safety Code) is \$932,028 in fiscal year 2016 and \$932,028 in fiscal year 2017 in General Revenue Funds for the administration of the driver responsibility program.
- Also included in the amounts appropriated above (pursuant to §708.155, Transportation Code), are amounts collected in excess of surcharge amounts of the driver responsibility program as vendor base compensation and related costs for the collection of the surcharges. These amounts are estimated to be \$11,433,587 in fiscal year 2016 and \$11,433,587 in fiscal year 2017 from the General Revenue Fund. All funds collected for vendor base compensation and related costs shall be processed in accordance with procedures established by the Comptroller of Public Accounts. The amount of vendor compensation shall not exceed rates specified in statute.
- 28. Estimates of Future Federal Funds and Criminal Justice Grants.** The Department of Public Safety shall include estimates of future federal funding and 100 percent federally funded full-time equivalents in the agency's Legislative Appropriations Request for all non-disaster related federal funds unless there is a specific indication that a federally funded project will be added, eliminated, or changed significantly. As part of the agency submission of the LAR, DPS shall notify the Governor and the Legislative Budget Board in writing of any such indication of federal funding changes including the Catalog of Federal Domestic Assistance number, the anticipated amount of the change, and the cause of the change.
- The Department shall also include estimates of future criminal justice grants in the agency's Legislative Appropriations Request unless there is a specific indication that the amount of criminal justice grants will change significantly.
- 29. Appropriation: Unexpended Balances Bond Proceeds.** Included in amounts appropriated above are unexpended and unobligated balances of General Obligation Bond Proceeds for projects

DEPARTMENT OF PUBLIC SAFETY
(Continued)

that have been approved under the provisions of Article IX, Sections 19.70 and 19.71 of House Bill 1, Eightieth Legislature, Regular Session, 2007, remaining as of August 31, 2015, (estimated to be \$21,978,909).

Any unexpended balances in General Obligation Bond Proceeds described herein and remaining as of August 31, 2016, are appropriated for the same purposes for the fiscal year beginning September 1, 2016.

Also included in the amounts appropriated above are unexpended and unobligated balances of General Obligation Bond Proceeds for projects that have been approved under the provisions of Article IX, Section 17.02 of Senate Bill 1, Eighty-third Legislature, Regular Session, 2013, remaining as of August 31, 2015, (estimated to be \$2,207,468).

Any unexpended balances in General Obligation Bond Proceeds described herein and remaining as of August 31, 2016, are appropriated for the same purposes for the fiscal year beginning September 1, 2016.

- 30. Databases and Clearinghouses Related to Missing Persons and Children.** From funds appropriated above in Strategy A.3.1, Special Investigations, the Department of Public Safety shall use \$1,096,628 in fiscal year 2016 and \$1,096,628 in fiscal year 2017 in General Revenue Funds for the administration and support of the University of North Texas Health Science Center at Fort Worth Missing Persons DNA Database and the Missing Children and Missing Persons Information Clearinghouse established under the Code of Criminal Procedure, Chapter 63. The "Number of Full-Time-Equivalents" indicated above includes 3 FTEs in both fiscal years for the administration and support of the programs. The Department of Public Safety shall use \$825,000 per fiscal year to make interagency contract payments to the University of North Texas Health Science Center at Fort Worth to administer the Missing Persons DNA Database. DPS shall use \$271,628 per fiscal year to pay department expenses associated with the Missing Persons DNA Database and the administration of the Missing Children and Missing Persons Information Clearinghouse.
- 31. State Disaster Resource Support and Staging Sites.** From funds appropriated above in Goal D, Emergency Management, the Texas Division of Emergency Management is authorized to spend no more than \$1,008,000 in fiscal year 2016 and \$1,008,000 in fiscal year 2017 for the operation of no more than two state disaster resource support and staging sites which are currently established. The Texas Division of Emergency Management is authorized to spend funds for the daily operation of state disaster resource support and staging sites. This does not include any costs associated with disaster response. Funds used under this provision may be expended for capital budget purposes notwithstanding limitations on capital budget expenditures elsewhere in this Act.
- 32. TexasOnline.** Included in the amounts appropriated above in Strategy E.3.1, Regulatory Services Issuance and Modernization, is revenue generated through Texas Online from Private Security Program subscription fees (estimated to be \$500,000 in Appropriated Receipts in each fiscal year) for the continued operation of TexasOnline in the 2016-17 biennium.
- 33. Estimates of Future Appropriated Receipts.** The Department of Public Safety shall include estimates of future appropriated receipts in the agency's Legislative Appropriations Request unless there is a specific indication that the amount of appropriated receipts will change significantly.
- 34. Border Auto Theft Information Center.** From funds appropriated above, the Department of Public Safety's Border Security Operations Center shall: (1) apply for Federal Funds to administer the Border Auto Theft Information Center; (2) before December 31 of each fiscal year provide a report to the Legislative Budget Board regarding the current status of the federal grant application and use of funds. Federal Funds received for the purpose of administering and operating the Border Auto Theft Information Center are appropriated to the Department of Public Safety.
- 35. Capital Budget Expenditures from Federal Awards.** To maximize the use of federal funds and to fulfill grant requirements for the receipt and expenditure of federal funds, the Department of Public Safety is exempt from the capital budget rider limitations contained in Article IX of this Act when gifts, grants, inter-local funds and federal funds are received in excess of the amount identified in the agency's capital rider and such funds are designated by the donor, grantee, state entity or federal agency solely for construction and repairs or purchase of specific capital items. Amounts expended from these funding sources shall not count towards the limitations imposed by capital budget provisions elsewhere in this Act. Upon receipt of such funds, the Department of Public Safety shall notify the Legislative Budget Board and the Governor of the amount received

DEPARTMENT OF PUBLIC SAFETY
(Continued)

and the items to be purchased as approved by the donor, grantee, state entity or federal agency. The expenditure of funds pursuant to this rider shall not create any ongoing operating cost.

- 36. Cash Flow Contingency for Federal Funds.** Contingent upon the receipt of federal funds and the approval of the Legislative Budget Board and the Governor's Office, the Department of Public Safety is appropriated on a temporary basis additional funds to be transferred to the appropriate federal fund in an amount not to exceed \$20,000,000 in each fiscal year of the biennium. The request to access the additional funds by the Department of Public Safety shall include justification for the additional funds. The additional amounts authorized in excess of the Department's of Public Safety's method of finance must be repaid upon receipt of federal reimbursement and shall be used only for the purpose of temporary cash flow needs. All the additional funds authorized by this rider within a fiscal year must be repaid by November 30 of the following fiscal year. These transfers and repayments shall be credited to the fiscal year being reimbursed and shall be in accordance with procedures established by the Comptroller of Public Accounts.
- 37. Unexpended Balances Within the Biennium.** Any unexpended balances as of August 31, 2016, in appropriations made to the Department of Public Safety are appropriated for the same purposes for the fiscal year beginning September 1, 2016.
- 38. Contingency Appropriation for Concealed Handgun Applications.** Included in the General Revenue amounts appropriated above in Strategy E.3.1, Regulatory Services Issuance and Modernization, is an amount not to exceed \$499,176 in fiscal year 2016 and an amount not to exceed \$499,176 in fiscal year 2017, contingent upon certification by the Comptroller of Public Accounts of the number of concealed handgun applications received by the Department of Public Safety and the additional revenue generated above the Comptroller of Public Accounts' Biennial Revenue Estimate for the 2016-17 biennium. The Comptroller shall base the contingency appropriation on \$47.80 for each concealed handgun application received each fiscal year above 98,398 applications to cover operating costs created by an increase in the number of applications received.
- 39. Clothing Provisions.**
- a. A commissioned officer who received a \$1,200 clothing allowance pursuant to the General Appropriations Act during the 2014-15 biennium shall receive a \$1,200 clothing allowance in the 2016-17 biennium.
 - b. A commissioned officer who received a \$500 cleaning allowance pursuant to the General Appropriations Act for the 2014-15 biennium shall receive a \$500 cleaning allowance in the 2016-17 biennium irrespective of promotion to any rank.
 - c. No person shall receive a \$1,200 clothing allowance unless eligible in subsection (a).
 - d. An individual who is newly hired or newly commissioned after September 1, 1997, is eligible to receive a \$500 cleaning allowance.
 - e. All noncommissioned personnel required to wear uniforms are entitled to a \$500 cleaning allowance.
- 40. Funding for Deferred Maintenance.** Included in Strategy F.1.8, Facilities Management, is \$17,778,877 in General Revenue Funds in fiscal year 2016 for the purpose of funding priority health and safety deferred maintenance needs of the Department of Public Safety. By October 1 of fiscal year 2016, the Department of Public Safety shall submit to the Legislative Budget Board a written request to expend the funds for specific deferred maintenance projects. The agency shall not expend the funds identified in this rider without prior Legislative Budget Board approval.
- 41. Unexpended Balances: Sexual Assault Kit Testing.** Included in the amounts appropriated above in Strategy E.1.1, Crime Laboratory Services, are unexpended and unobligated balances as of August 31, 2015 (estimated to be \$5,000,000) in General Revenue Funds for the biennium beginning September 1, 2015, for the DNA testing of sexual assault kits.
- 42. Driver License Improvement Plan Reporting.**
- a. Included in the amounts above is \$74,652,503 in fiscal year 2016 and \$67,304,297 in fiscal year 2017 in General Revenue Funds for the purpose of the driver license improvement plan.

DEPARTMENT OF PUBLIC SAFETY
(Continued)

- b. Included in the amounts noted above in (a) is \$6,200,000 in fiscal year 2016 and \$3,100,000 in fiscal year 2017 in General Revenue Funds for the purpose of establishing a new Driver License Megacenter in Denton County. None of the funds appropriated above may be used for a Driver License Megacenter in Collin County.
 - c. The Department of Public Safety shall provide an annual report on the effectiveness of the driver license improvement plan not later than December 1st of each fiscal year. The report shall include information related to specific expenditures, program outcomes and outputs, obstacles to improvement, and any other information that the department deems necessary in order to fully report on the progress of the driver license improvement plan.
- 43. Recruit Schools.** The funds appropriated above in Strategy F.1.6, Training Academy and Development, shall be used to fund no less than six recruit schools over the course of the biennium ending August 31, 2017.
- 44. Incident Based Reporting Grants.** Included in amounts appropriated above in Strategy E.1.2, Crime Records Services, is \$8,189,174 in fiscal year 2016 and \$8,189,174 in fiscal year 2017 from the General Revenue-Dedicated Emergency Radio Infrastructure Account No. 5153 to provide grants to local law enforcement agencies for upgrading technology infrastructure to implement incident based reporting. Technology infrastructure purchased using grant funds shall be compatible with the National Incident Based Reporting System and the Texas Incident Based Reporting System.
- 45. Contingency Appropriation for Training on Incident Based Reporting.**⁵ Contingent upon the enactment of legislation by the Eighty-fourth Legislature relating to the modification of the Occupations Code to expand the allowable uses of the General Revenue-Dedicated Law Enforcement Officers Standards and Education Account No. 116 to include grants administered by the Department of Public Safety, included in the appropriations above in Strategy E.1.2, Crime Records Services the Department of Public Safety is appropriated in Strategy E.1.2, Crime Records Services, \$480,000 in fiscal year 2016 and \$480,000 in fiscal year 2017 out of the Law Enforcement Officers Standards and Education Account No. 116 to provide grants to local law enforcement agencies for training on incident based reporting.
- 46. Enhance Driver Responsibility Program Outreach and Education.** Out of funds appropriated above, the Department of Public Safety (DPS) shall develop a statement about Driver Responsibility Program (DRP) surcharges and work with applicable agencies to include this statement in: (1) Texas Department of Insurance TexasSure insurance verification letters; (2) driver license renewal notices mailed by DPS; and (3) on the websites of certain cities that allow individuals to pay fines online for DRP surchargeable offenses.
- DPS shall develop information regarding DRP and work in cooperation with the Texas Commission on Law Enforcement to incorporate this information into peace officer training academy and continuing education curricula.
- 47. Hiring Officers with Previous Experience.** From funds appropriated above in Strategy B.1.5, Recruitment, Retention, and Support, the Department of Public Safety may, at the time a commissioned officer is hired, elect to credit up to four years of experience as a peace officer in the state as years of service for the purpose of calculating the officer's salary under Salary Classification Schedule C as provided in Article IX, Section 2.01 of this Act. All officers hired under this provision are subject to the one-year probationary period under Section 411.007 (g) notwithstanding the officers rank or salary classification.
- 48. Border Security Initiative.** The funds appropriated above shall be used to increase border security according to the activities included in the definition of border security specified in Article IX, Section 7.11 of this Act. The following items are related to the Texas Border Security Initiative:
- a. Acquire a fully equipped Pilatus aircraft;
 - b. Sustain Operation Strong Safety through the 2016-17 biennium;
 - c. Recruit, train, and equip 250 new troopers;

DEPARTMENT OF PUBLIC SAFETY
(Continued)

- d. Provide overtime pay sufficient to increase the work week for all of the agency's troopers to an average of 50 hours per week;
- e. Establish a new Texas Rangers Company with a focus on the border region;
- f. Operate the Texas Transnational Intelligence Center;
- g. Develop a multiuse training facility on donated land;
- h. Support the Regional Center for Public Safety Excellence at South Texas College;
- i. Allocate grants to law enforcement agencies to facilitate their transition to a National Incident Based Reporting System;
- j. Reimburse operational costs, per diem, and travel expenses for Texas Military Forces supporting Operation Border Star; and
- k. Administer the Border Operations Center and the Joint Operations and Intelligence Centers.

49. Reserve Officer Corps.

- a. From funds appropriated above in Strategy B.1.3, Routine Operations, the Public Safety Commission (Commission) may provide for the establishment of a reserve officer corps consisting of retired or previously commissioned officers of the Department of Public Safety (DPS).
- b. The Commission shall establish qualifications and standards of training for members of the reserve officer corps.
- c. The Commission may limit the size of the reserve officer corps.
- d. The director shall appoint the members of the reserve officer corps. Members serve at the director's discretion.
- e. The director may call the reserve officer corps into service at any time the director considers it necessary to have additional officers to assist DPS in conducting background investigations, sex offender compliance checks, and other duties as determined necessary by the director.

50. Multiuse Training Facility.

- a. From funds appropriated above in Strategy B.1.3, Routine Operations, \$2,000,000 in General Revenue Funds in fiscal year 2016 is appropriated to the Department of Public Safety (DPS) for the construction of a multiuse training facility to be used by DPS, the Texas military forces, county and municipal law enforcement agencies, and any other military or law enforcement agencies, including agencies of the federal government for training purposes.
- b. It is the intent of the Legislature that the governing body of the County of Hidalgo or the City of Edinburg may donate 200 acres of real property to DPS for the training facility. If donated, DPS shall accept 200 acres of donated land from the governing body of the County of Hidalgo or the City of Edinburg for the purpose of constructing the training facility.
- c. Also from funds appropriated above, DPS shall design the training facility.
- d. DPS shall manage the training facility and may adopt rules necessary to implement this section. DPS shall make the training facility available for use by DPS, the Texas military forces, county and municipal law enforcement agencies, and any other military or law enforcement agency, including agencies of the federal government. DPS may receive reimbursement or cost recovery for the use of the training facility.

- 51. Regional Center for Public Safety Excellence at South Texas College.** Out of funds appropriated above in Strategy B.1.3, Routine Operations, the Department of Public Safety shall transfer \$1,582,000 in fiscal year 2016 in General Revenue Funds to South Texas College to assist in the establishment of the Regional Center for Public Safety Excellence.

DEPARTMENT OF PUBLIC SAFETY
(Continued)

52. Contingency for Senate Bill 3.⁹ Contingent upon passage and enactment of Senate Bill 3, or similar legislation relating to the establishment of the Texas Transnational Intelligence Center, by the Eighty-fourth Legislature, Regular Session, the Department of Public Safety shall transfer \$2,430,812 in General Revenue Fund 1 to the Texas Transnational Intelligence Center out of Strategy B.1.2, Networked Intelligence.

53. Department of Public Safety/Military Department Transitional Funding. Included in the amounts appropriated above to the Department of Public Safety in Strategy B.1.4, Extraordinary Operations, and Strategy B.1.5, Recruitment, Retention, and Support, is \$192,748,045 in fiscal year 2016 and \$212,293,120 in fiscal year 2017 in General Revenue Funds for the following purposes:

- a. recruitment, training of, and equipment for at least 250 new troopers;
- b. funding a 10-hour work day for all Department of Public Safety law enforcement officers;
- c. the transitional deployment of the Texas National Guard to the border region for border security operations; and
- d. sustaining a concentration of law enforcement resources to support Operation Strong Safety through the 2016-17 biennium.

The Department of Public Safety (DPS) and the Military Department (TMD) shall enter into a memorandum of understanding that provides for the transfer of funds through an Interagency Contract from DPS to TMD for the purpose of deploying the Texas National Guard to the border region for border security operations. DPS shall transfer sufficient funds to TMD to provide for the deployment of the Texas National Guard until such deployment is not necessary.

54. Study Required. The Department of Public Safety shall use the funds appropriated above in Strategy F.1.8, Facilities Management, to study the degree to which the proceeds from the sale of the agency's Austin headquarters property could offset the costs associated with purchasing the property and facilities required for a new agency headquarters.

55. Differential Pay. Out of funds appropriated above, the Department of Public Safety is authorized to pay differential pay for hard to fill or specialized service non-commissioned officer positions, so long as the resulting salary rate does not exceed the rate designated as the maximum rate for the applicable salary group. An employee is no longer eligible to receive this pay when the employee transfers to a position or locality that is not hard to fill or a specialized service.

56. Contingency for Human Trafficking Enforcement.¹⁰ Contingent on passage and enactment of legislation relating to expanding the allowable use of the General Revenue-Dedicated Sexual Assault Program Account No. 5010 to include human trafficking enforcement programs, and included in the amounts appropriated above in Strategy A.1.1, Organized Crime, is \$4,950,000 in each fiscal year of the 2016-17 biennium out of the General Revenue-Dedicated Sexual Assault Program Account No. 5010 for human trafficking enforcement.

57. Border Security Cost Containment Efforts. The Department of Public Safety shall submit a report each fiscal year of the state fiscal biennium beginning September 1, 2015, detailing the effectiveness of various cost containment measures the department has implemented, and proposing additional measures to reduce the department's operating costs with respect to the department's border security operations. Not later than the 45th day after the last day of the fiscal year, the department shall submit the report to the legislative and executive budget offices, in the form those offices require. Cost containment measures the department must consider include:

- a. eliminating duplicate functions within the department;
- b. having the department perform functions that are being performed by a private contractor; and
- c. using technology to simplify department functions.

58. Requirements Relating to Appropriations for New Troopers.

- a. Included in the General Revenue appropriations made above in Strategy B.1.5, Recruitment, Retention, and Support, is \$43,748,045 in fiscal year 2016 and \$63,293,120 in fiscal year 2017

DEPARTMENT OF PUBLIC SAFETY
(Continued)

to fund the recruitment, training, and support of 250 new troopers by the end of fiscal year 2017. These appropriations are subject to the following provisions:

- (1) The number of new troopers referenced above in "a" is reduced by the number of troopers graduated from eight-week recruit schools from April 1, 2015 to August 31, 2015.
 - (2) The total number of new troopers noted above in (1) shall be in addition to the number of troopers on the agency's payroll as of August 31, 2015.
 - (3) The appropriations identified in this rider are in addition to, and separate from, the appropriations made above in Strategy F.1.6, Training Academy and Development, to fund six recruit schools.
 - (4) The new troopers shall be stationed in the border region as defined in Article IX, Section 7.11 (b) (1), (2), and (3) of this Act, and are intended to relieve National Guard personnel participating in Operation Strong Safety.
 - (5) The agency shall submit a report to the Legislative Budget Board by no later than December 1, 2015 detailing the agency's plan to recruit, train, and support 250 new troopers by the end of fiscal year 2017. This report shall include a section on the agency's total trooper recruitment plan for the 2016-17 biennium, including the troopers expected to result from the six recruit schools noted above in (3).
 - (6) The agency shall submit quarterly reports to the Legislative Budget Board detailing the cumulative progress attained toward the goal of adding the new troopers noted above in (1). The quarterly reports shall be designated law enforcement sensitive and shall include the following elements:
 - a. the number of troopers added as a result of traditional, full-length recruit schools;
 - b. the number of troopers added as a result of shortened training programs;
 - c. the reduction in troopers attributable to all types of attrition; and
 - d. the information required below in "b".
- b. The Department of Public Safety shall include in the quarterly reporting requirement noted above in (6) the following:
- (1) the agency's reimbursements to the Texas Military Department pertaining to Operation Strong Safety, or any other border security related operation or agreement;
 - (2) the number of new troopers deployed to the border region on a permanent basis, rather than rotated to the border region for temporary deployment; and
 - (3) the number of Texas National Guard personnel deployed to the border region.
- c. Nothing in this provision shall be interpreted to prevent the deployment of additional National Guard, State Guard, or law enforcement personnel to respond as necessary to conditions in the border region. Likewise, this provision does not apply to efforts to sustain flight capacity for National Guard helicopters.

59. Limitation on Appropriations: Recruit Schools.

- a. As used in this section:
 - (1) "training school" and "recruit school" include any school or other training program operated by or for the benefit of the Department of Public Safety ("department") for a purpose which may include training a trooper who has been employed by the department for fewer than 52 weeks.
 - (2) "new trooper" means a trooper employed by the department for fewer than 52 weeks.
- b. Funds appropriated by this Act may be used to pay any cost or expense that may be directly or indirectly related to the operation of an eight-week training school or recruit school only to graduate and employ a total of 250 troopers from such eight-week recruit schools.

DEPARTMENT OF PUBLIC SAFETY
(Continued)

- c. The number of additional troopers referenced above in section "b" is reduced by the number of troopers graduated from eight-week recruit schools from April 1, 2015 to August 31, 2015.
- d. Employees completing the 23 week or longer recruit school shall graduate and shall be compensated only as entry-level troopers.

60. Transfer Prohibition - Goal B, Secure Texas.

- a. Notwithstanding Article IX, Section 14.01 of this Act and except as provided below in "b" and "d", the Department of Public Safety shall not transfer funds out of Goal B, Secure Texas.
- b. Exceptions to the proscription above in "a" are limited to the following:
 - (1) Funding for overtime pay sufficient to increase the work week for all of the agency's troopers to an average of 50 hours per week;
 - (2) Funding for grants to law enforcement agencies to facilitate transition to a National Incident Based Reporting System; and
 - (3) Funding to reimburse the Texas Military Department for transitional National Guard deployment costs.
- c. Any funds other than those noted above in "b" remaining in Goal B, Secure Texas, on August 31, 2017, shall lapse to the General Revenue Fund.
- d. All transfers out of Goal B other than those noted above in "b" are subject to the prior approval of the Legislative Budget Board. In the event the agency determines a need to transfer funds out of Goal B other than those noted above in "b", the agency may submit a request to the Legislative Budget Board detailing the rationale for the transfer.

61. Transfer of Vehicles to Walker County. The Department of Public Safety shall transfer five vehicles to Walker County for use by the Civil Division of the Special Prosecution Unit. None of the transferred vehicles shall have mileage in excess of 50,000 miles.

62. Oil and Natural Gas Analysts. Out of the funds appropriated above in Strategy A.2.3, Intelligence, \$241,600 in fiscal year 2016 and \$199,800 in fiscal year 2017 in General Revenue Funds shall be used for two dedicated Oil and Natural Gas Analysts within the Department of Public Safety's Joint Crime Information Center for the purpose of analyzing threats, criminal activity, and industry information to produce actionable intelligence to support law enforcement, emergency management, and industry operations.

63. DPS Region IIb Facility. Included in the amounts appropriated above in Strategy F.1.8, Facilities Management, is \$200,000 in General Revenue Fund 01 in Fiscal Year 2016 for the refurbishment and equipping of a certain leased facility located in a municipality in Region IIb of the Department of Public Safety for use by the agency's Criminal Investigations Division. Any of these funds remaining as of August 31, 2016 are appropriated for the same purpose in the fiscal year starting September 1, 2016.

64. Security Improvements in the Texas State Capitol and the Governor's Mansion. Out of the funds appropriated above and authorized in Rider 2, Capital Budget, the Department of Public Safety shall allocate and expend \$950,000 in the 2016-17 biennium for the replacement, service, and maintenance of video surveillance, access control equipment and software, and emergency signal equipment in the State Capitol and Extension, and in the Governor's Mansion. The equipment replacement shall be complete no later than August 31, 2017.

The Department of Public Safety shall coordinate the purchase, installation, and maintenance of these items with the State Preservation Board. The Department of Public Safety shall report semi-annually to the Governor, Lieutenant Governor, the Speaker, the Chair of Senate Administration, and the Chair of House Administration on the progress and status of this and any other Capitol and Mansion security project.

65. Capitol Complex Security Threat Assessment. Funds appropriated above in fiscal year 2017 to Strategy A.2.4, Security Programs, are contingent on the Department of Public Safety preparing and submitting a comprehensive report on security needs in the Capitol Complex to all members of the Legislature no later than December 31, 2015. The report must also include Department of Public Safety strategies and activities to address threats to individual members of the Legislature.

DEPARTMENT OF PUBLIC SAFETY
(Continued)

Funds appropriated above in fiscal year 2017 in Strategy A.2.4, Security Programs, may only be expended contingent on submission of the report and approval from the Lieutenant Governor, the Speaker of the House, the Chair of the Senate Finance Committee, and the Chair of the House Appropriations Committee.

- ¹ Incorporates Article IX, §17.05, of this Act, relating to Appropriation for Salary Increases for Certain State Employees in Salary Schedule C, totaling \$439,127 in FY 2016 and \$439,127 in FY 2017 out of General Revenue Fund 01 and \$27,445 in FY 2016 and \$27,446 in FY 2017 out of Federal Funds, affecting many strategies.
- ² Incorporates Article IX, §18.03(b), of this Act, relating to Centralized Accounting and Payroll/Personnel System Deployments, resulting in increases of \$1,908,585 in FY 2016 and \$307,268 in FY 2017 out of General Revenue Funds and increases of 4.0 FTEs in FY 2016 and 4.0 FTEs in FY 2017. The Capital Budget is adjusted accordingly.
- ³ Incorporates Article IX, §18.43, of this Act, due to enactment of HB 2053, 84th Legislature, Regular Session, relating to investigating missing children, resulting in increases of \$1,833,034 in FY 2016 and \$835,726 in FY 2017 out of General Revenue Fund 01.
- ⁴ General Revenue Fund 01 in the amounts of \$11,139,565 in fiscal year 2016 and \$9,860,435 in fiscal year 2017 included in Rider 2, Capital Budget, Section b(2), are subject to the reporting requirements referenced in Article IX, §18.09(b)(3) of this Act.
- ⁵ Incorporates Rider 45, Contingency Appropriation for Training on Incident Based Reporting, due to enactment of HB 7, 84th Legislature, Regular Session, relating to certain dedications of funding sources, resulting in reallocation of funds previously included in Supplemental Appropriations Made in Riders of \$480,000 in FY 2016 and \$480,000 in FY 2017 to the General Revenue-Dedicated Law Enforcement Officer Standards and Education Account No. 116.
- ⁶ Article IX, §18.02 of this Act, increases the salary of the Executive Director from \$214,672 to \$220,039.
- ⁷ Modified to reflect technical correction by removing reference to “JOICs” in the item’s name.
- ⁸ Modified to reflect technical correction by removing “Lightbars for Patrol Vehicles” item because this item was already included in the “Vehicles Project #880” item, above.
- ⁹ Rider is effective due to enactment of HB 10, 84th Legislature, Regular Session, which includes a provision relating to the establishment of the Texas Transnational Intelligence Center.
- ¹⁰ Rider is effective due to enactment of HB 7, 84th Legislature, Regular Session, relating to certain dedications of funding sources.

RETIREMENT AND GROUP INSURANCE

	For the Years Ending	
	August 31, 2016	August 31, 2017
Method of Financing:		
General Revenue Fund, estimated ^{1, 2, 3, 4}	\$ 772,907,774	\$ 830,516,940
General Revenue Dedicated Accounts, estimated ^{1, 3, 4}	4,138,115	4,200,482
Federal Funds, estimated ^{1, 3}	12,719,391	13,183,633
Total, Method of Financing	\$ 789,765,280	\$ 847,901,055
Items of Appropriation:		
A. Goal: EMPLOYEES RETIREMENT SYSTEM		
A.1.1. Strategy: RETIREMENT CONTRIBUTIONS ^{1, 2, 3} Retirement Contributions. Estimated.	\$ 201,459,392	\$ 204,521,251
A.1.2. Strategy: GROUP INSURANCE ² Group Insurance Contributions. Estimated.	\$ 569,355,090	\$ 624,258,462
A.1.3. Strategy: PUBLIC SAFETY BENEFITS ⁴ Public Safety Benefits. Estimated.	\$ 10,284,072	\$ 10,346,293
A.1.4. Strategy: LECOS RETIREMENT PROGRAM ^{1, 2} LECOS Retirement Program Contributions. Estimated.	\$ 8,666,726	\$ 8,775,049
Total, Goal A: EMPLOYEES RETIREMENT SYSTEM	\$ 789,765,280	\$ 847,901,055
Grand Total, RETIREMENT AND GROUP INSURANCE	\$ 789,765,280	\$ 847,901,055

RETIREMENT AND GROUP INSURANCE
(Continued)

¹ Incorporates Article IX, §17.05, of this Act, relating to Appropriation for Salary Increases for Certain State Employees in Salary Schedule C, totaling \$35,808 in FY 2016 and \$35,808 in FY 2017 out of General Revenue, \$1,187 in FY 2016 and \$1,186 in FY 2017 out of General Revenue-Dedicated Accounts, and \$2,195 in FY 2016 and \$2,196 in FY 2017 out of Federal Funds, affecting several strategies.

² Incorporates Article IX, §18.04, of this Act, relating to Additional Benefits for FTE Increases, totaling \$3,794,433 in FY 2016 and \$7,939,536 in FY 2017 out of General Revenue, affecting several strategies.

³ Incorporates Article IX, §18.11, of this Act, due to enactment of HB 9, 84th Legislature, Regular Session, relating to eliminating the 90-day waiting period for state contributions to the Employees Retirement System for Retirement, resulting in increases of \$5,128,124 in FY 2016 and \$5,132,790 in FY 2017 out of General Revenue, increases of \$5,222 in FY 2016 and \$5,216 in FY 2017 out of General Revenue-Dedicated Accounts, and increases of \$109,004 in FY 2016 and \$108,440 in FY 2017 out of Federal Funds.

⁴ Incorporates Article IX, §18.69, of this Act, due to enactment of HB 1278, 84th Legislature, Regular Session, relating to the financial assistance paid to the survivors of certain law enforcement officers, firefighters, and other public employees killed in the line of duty, resulting in increases of \$3,312,221 in FY 2016 and \$3,374,442 in FY 2017 out of General Revenue and increases of \$1,500,000 in FY 2016 and \$1,500,000 in FY 2017 out of General Revenue-Dedicated Accounts.

SOCIAL SECURITY AND BENEFIT REPLACEMENT PAY

	For the Years Ending	
	August 31, 2016	August 31, 2017
Method of Financing:		
General Revenue Fund, estimated ^{1,2}	\$ 180,119,950	\$ 182,735,073
General Revenue Dedicated Accounts, estimated	170,436	171,056
Federal Funds, estimated ¹	3,177,400	3,116,812
Other Special State Funds, estimated	103,387	103,904
Total, Method of Financing	\$ 183,571,173	\$ 186,126,845
Items of Appropriation:		
A. Goal: SOCIAL SECURITY/BENEFIT REPLACEMENT		
Comptroller - Social Security.		
A.1.1. Strategy: STATE MATCH – EMPLOYER^{1,2}	\$ 177,690,821	\$ 180,805,126
State Match — Employer. Estimated.		
A.1.2. Strategy: BENEFIT REPLACEMENT PAY	\$ 5,880,352	\$ 5,321,719
Benefit Replacement Pay. Estimated.		
Total, Goal A: SOCIAL SECURITY/BENEFIT REPLACEMENT	\$ 183,571,173	\$ 186,126,845
Grand Total, SOCIAL SECURITY AND BENEFIT REPLACEMENT PAY	\$ 183,571,173	\$ 186,126,845

¹ Incorporates Article IX, §17.05, of this Act, relating to Appropriation for Salary Increases for Certain State Employees in Salary Schedule C, totaling \$34,079 in FY 2016 and \$34,079 in FY 2017 out of General Revenue and \$2,099 in FY 2016 and \$2,100 in FY 2017 out of Federal Funds.

² Incorporates Article IX, §18.04, of this Act, relating to Additional Benefits for FTE Increases, totaling \$957,895 in FY 2016 and \$1,909,864 in FY 2017 out of General Revenue.

BOND DEBT SERVICE PAYMENTS

	For the Years Ending	
	August 31, 2016	August 31, 2017
Method of Financing:		
General Revenue Fund	\$ 140,774,340	\$ 92,919,358

BOND DEBT SERVICE PAYMENTS
(Continued)

Federal Funds	<u>1,435,751</u>	<u>1,435,751</u>
Total, Method of Financing	\$ <u>142,210,091</u>	\$ <u>94,355,109</u>
Items of Appropriation:		
A. Goal: FINANCE CAPITAL PROJECTS		
A.1.1. Strategy: BOND DEBT SERVICE	\$ 142,210,091	\$ 94,355,109 & UB
To Texas Public Finance Authority for Payment of Bond Debt Service.		
Grand Total, BOND DEBT SERVICE PAYMENTS	\$ <u>142,210,091</u>	\$ <u>94,355,109</u>

LEASE PAYMENTS

	For the Years Ending	
	August 31, 2016	August 31, 2017
	<u> </u>	<u> </u>
Method of Financing:		
General Revenue Fund	\$ <u>243,891</u>	\$ <u>223,373</u>
Total, Method of Financing	\$ <u>243,891</u>	\$ <u>223,373</u>
Items of Appropriation:		
A. Goal: FINANCE CAPITAL PROJECTS		
A.1.1. Strategy: LEASE PAYMENTS	\$ 243,891	\$ 223,373 & UB
To TFC for Payment to TPFPA.		
Grand Total, LEASE PAYMENTS	\$ <u>243,891</u>	\$ <u>223,373</u>

**SPECIAL PROVISIONS RELATING TO
PUBLIC SAFETY AND CRIMINAL JUSTICE AGENCIES**

Sec. 2. Federally Funded Projects. Consistent with the provisions in Article IX, §6.10, state public safety and criminal justice agencies may exceed the limitations on full-time equivalent employees (FTEs) indicated in their appropriations only if the number of FTEs whose salaries, benefits, and other expenses related to employment that are 100 percent federally funded exceed the numbers indicated below which are included in the agencies' appropriations.

	<u>2016</u>	<u>2017</u>
a. Alcoholic Beverage Commission	0.0	0.0
b. Department of Criminal Justice	0.0	0.0
c. Commission on Fire Protection	0.0	0.0
d. Commission on Jail Standards	0.0	0.0
e. Juvenile Justice Department	22.0	22.0
f. Commission on Law Enforcement	0.0	0.0
g. Military Department	330.0	330.0
h. Department of Public Safety	523.0	523.0

**RECAPITULATION - ARTICLE V
PUBLIC SAFETY AND CRIMINAL JUSTICE
(General Revenue)¹**

	For the Years Ending	
	August 31, 2016	August 31, 2017
	<u>2016</u>	<u>2017</u>
Alcoholic Beverage Commission	\$ 49,706,386	\$ 49,769,014
Department of Criminal Justice	3,247,027,796	3,289,137,038
Commission on Fire Protection	1,930,192	1,930,192
Commission on Jail Standards	957,202	957,202
Juvenile Justice Department	292,747,953	298,212,074
Military Department	17,299,113	16,906,358
Department of Public Safety	<u>995,045,833</u>	<u>946,955,744</u>
 Subtotal, Public Safety and Criminal Justice	 <u>\$ 4,604,714,475</u>	 <u>\$ 4,603,867,622</u>
 Retirement and Group Insurance	 772,907,774	 830,516,940
Social Security and Benefit Replacement Pay	<u>180,119,950</u>	<u>182,735,073</u>
 Subtotal, Employee Benefits	 <u>\$ 953,027,724</u>	 <u>\$ 1,013,252,013</u>
 Bond Debt Service Payments	 140,774,340	 92,919,358
Lease Payments	<u>243,891</u>	<u>223,373</u>
 Subtotal, Debt Service	 <u>\$ 141,018,231</u>	 <u>\$ 93,142,731</u>
 TOTAL, ARTICLE V - PUBLIC SAFETY AND CRIMINAL JUSTICE	 <u>\$ 5,698,760,430</u>	 <u>\$ 5,710,262,366</u>

¹ Incorporates certain appropriation adjustments, including article-specific special provisions, and Article IX of HB 1 (Conference Committee Report), 84th Legislature, Regular Session; HB 6 and HB 7, 84th Legislature, Regular Session; other legislation enacted by the 84th Legislature which affects appropriations; non-substantive technical corrections and/or reconciling adjustments; and the Governor's vetoes. For specific adjustments, see agency bill patterns.

**RECAPITULATION - ARTICLE V
PUBLIC SAFETY AND CRIMINAL JUSTICE
(General Revenue - Dedicated)¹**

	For the Years Ending	
	August 31, 2016	August 31, 2017
Department of Criminal Justice	\$ 30,293,635	\$ 30,293,634
Commission on Law Enforcement	3,051,073	3,434,121
Military Department	9,781,250	9,781,250
Department of Public Safety	<u>17,194,174</u>	<u>17,194,174</u>
Subtotal, Public Safety and Criminal Justice	<u>\$ 60,320,132</u>	<u>\$ 60,703,179</u>
Retirement and Group Insurance	4,138,115	4,200,482
Social Security and Benefit Replacement Pay	<u>170,436</u>	<u>171,056</u>
Subtotal, Employee Benefits	<u>\$ 4,308,551</u>	<u>\$ 4,371,538</u>
TOTAL, ARTICLE V - PUBLIC SAFETY AND CRIMINAL JUSTICE	<u>\$ 64,628,683</u>	<u>\$ 65,074,717</u>

¹ Incorporates certain appropriation adjustments, including article-specific special provisions, and Article IX of HB 1 (Conference Committee Report), 84th Legislature, Regular Session; HB 6 and HB 7, 84th Legislature, Regular Session; other legislation enacted by the 84th Legislature which affects appropriations; non-substantive technical corrections and/or reconciling adjustments; and the Governor's vetoes. For specific adjustments, see agency bill patterns.

**RECAPITULATION - ARTICLE V
PUBLIC SAFETY AND CRIMINAL JUSTICE
(Federal Funds)¹**

	For the Years Ending	
	August 31, <u>2016</u>	August 31, <u>2017</u>
Alcoholic Beverage Commission	\$ 300,000	\$ 300,000
Department of Criminal Justice	7,949,178	7,949,178
Juvenile Justice Department	9,594,137	9,587,541
Military Department	65,790,495	65,790,496
Department of Public Safety	<u>274,062,353</u>	<u>264,934,130</u>
Subtotal, Public Safety and Criminal Justice	<u>\$ 357,696,163</u>	<u>\$ 348,561,345</u>
Retirement and Group Insurance	12,719,391	13,183,633
Social Security and Benefit Replacement Pay	<u>3,177,400</u>	<u>3,116,812</u>
Subtotal, Employee Benefits	<u>\$ 15,896,791</u>	<u>\$ 16,300,445</u>
Bond Debt Service Payments	<u>1,435,751</u>	<u>1,435,751</u>
Subtotal, Debt Service	<u>\$ 1,435,751</u>	<u>\$ 1,435,751</u>
TOTAL, ARTICLE V - PUBLIC SAFETY AND CRIMINAL JUSTICE	<u>\$ 375,028,705</u>	<u>\$ 366,297,541</u>

¹ Incorporates certain appropriation adjustments, including article-specific special provisions, and Article IX of HB 1 (Conference Committee Report), 84th Legislature, Regular Session; HB 6 and HB 7, 84th Legislature, Regular Session; other legislation enacted by the 84th Legislature which affects appropriations; non-substantive technical corrections and/or reconciling adjustments; and the Governor's vetoes. For specific adjustments, see agency bill patterns.

**RECAPITULATION - ARTICLE V
PUBLIC SAFETY AND CRIMINAL JUSTICE
(Other Funds)¹**

	For the Years Ending	
	August 31, <u>2016</u>	August 31, <u>2017</u>
Alcoholic Beverage Commission	\$ 35,000	\$ 35,000
Department of Criminal Justice	72,891,278	59,891,277
Commission on Fire Protection	67,500	72,500
Commission on Jail Standards	2,250	2,250
Juvenile Justice Department	12,514,608	12,204,906
Commission on Law Enforcement	562,000	478,000
Military Department	5,608,000	5,608,000
Department of Public Safety	<u>70,115,943</u>	<u>45,929,566</u>
Subtotal, Public Safety and Criminal Justice	<u>\$ 161,796,579</u>	<u>\$ 124,221,499</u>
Social Security and Benefit Replacement Pay	<u>103,387</u>	<u>103,904</u>
Subtotal, Employee Benefits	<u>\$ 103,387</u>	<u>\$ 103,904</u>
Less Interagency Contracts	<u>\$ 66,982,331</u>	<u>\$ 66,672,628</u>
TOTAL, ARTICLE V - PUBLIC SAFETY AND CRIMINAL JUSTICE	<u>\$ 94,917,635</u>	<u>\$ 57,652,775</u>

¹ Incorporates certain appropriation adjustments, including article-specific special provisions, and Article IX of HB 1 (Conference Committee Report), 84th Legislature, Regular Session; HB 6 and HB 7, 84th Legislature, Regular Session; other legislation enacted by the 84th Legislature which affects appropriations; non-substantive technical corrections and/or reconciling adjustments; and the Governor's vetoes. For specific adjustments, see agency bill patterns.

**RECAPITULATION - ARTICLE V
PUBLIC SAFETY AND CRIMINAL JUSTICE
(All Funds)¹**

	For the Years Ending	
	August 31, 2016	August 31, 2017
Alcoholic Beverage Commission	\$ 50,041,386	\$ 50,104,014
Department of Criminal Justice	3,358,161,887	3,387,271,127
Commission on Fire Protection	1,997,692	2,002,692
Commission on Jail Standards	959,452	959,452
Juvenile Justice Department	314,856,698	320,004,521
Commission on Law Enforcement	3,613,073	3,912,121
Military Department	98,478,858	98,086,104
Department of Public Safety	1,356,418,303	1,275,013,614
Subtotal, Public Safety and Criminal Justice	\$ 5,184,527,349	\$ 5,137,353,645
Retirement and Group Insurance	789,765,280	847,901,055
Social Security and Benefit Replacement Pay	183,571,173	186,126,845
Subtotal, Employee Benefits	\$ 973,336,453	\$ 1,034,027,900
Bond Debt Service Payments	142,210,091	94,355,109
Lease Payments	243,891	223,373
Subtotal, Debt Service	\$ 142,453,982	\$ 94,578,482
Less Interagency Contracts	\$ 66,982,331	\$ 66,672,628
TOTAL, ARTICLE V - PUBLIC SAFETY AND CRIMINAL JUSTICE	\$ 6,233,335,453	\$ 6,199,287,399
Number of Full-Time-Equivalents (FTE)	53,999.2	54,199.2

¹ Incorporates certain appropriation adjustments, including article-specific special provisions, and Article IX of HB 1 (Conference Committee Report), 84th Legislature, Regular Session; HB 6 and HB 7, 84th Legislature, Regular Session; other legislation enacted by the 84th Legislature which affects appropriations; non-substantive technical corrections and/or reconciling adjustments; and the Governor's vetoes. For specific adjustments, see agency bill patterns.

ARTICLE VI

NATURAL RESOURCES

Sec. 1. The several sums of money herein specified, or so much thereby as may be necessary, are appropriated out of any funds in the State Treasury not otherwise appropriated, or out of special funds as indicated, for the support, maintenance, or improvement of the designated natural resources agencies.

DEPARTMENT OF AGRICULTURE

	For the Years Ending	
	August 31, 2016	August 31, 2017
Method of Financing:		
<u>General Revenue Fund</u>		
General Revenue Fund ¹	\$ 52,741,408	\$ 44,986,532
GR Match for Community Development Block Grants	1,790,615	1,790,615
Subtotal, General Revenue Fund	\$ 54,532,023	\$ 46,777,147
<u>General Revenue Fund - Dedicated</u>		
Permanent Fund Rural Health Facility Capital Improvement Account No. 5047	2,303,549	2,303,549
GO TEXAN Partner Program Account No. 5051	114,884	0
Wine Industry Development Fund No. 5165 ²	300,000	300,000
Subtotal, General Revenue Fund - Dedicated	\$ 2,718,433	\$ 2,603,549
<u>Federal Funds</u>		
Federal Funds	429,469,516	428,969,516
Texas Department of Rural Affairs Federal Fund No. 5091	61,494,579	61,494,579
Subtotal, Federal Funds	\$ 490,964,095	\$ 490,464,095
<u>Other Funds</u>		
Texas Economic Development Fund No. 0183	7,860,000	7,860,000
Permanent Endowment Fund for Rural Communities Health Care Investment Program No. 364	154,000	154,000
Appropriated Receipts	1,182,274	1,348,246
Texas Agricultural Fund No. 683	993,669	993,669
Interagency Contracts	406,867	406,867
Subtotal, Other Funds	\$ 10,596,810	\$ 10,762,782
Total, Method of Financing	\$ 558,811,361	\$ 550,607,573
Other Direct and Indirect Costs Appropriated Elsewhere in this Act	\$ 4,847,079	\$ 5,180,414
This bill pattern represents an estimated 99.8% of this agency's estimated total available funds for the biennium.		
Number of Full-Time-Equivalents (FTE):	685.0	685.0
Schedule of Exempt Positions:		
Commissioner of Agriculture, Group 5 ³	\$140,938	\$140,938
Items of Appropriation:		
A. Goal: MARKETS & PUBLIC HEALTH		
Expand Markets While Protecting Public Health & Natural Resources.		
A.1.1. Strategy: ECONOMIC DEVELOPMENT^{1,2}	\$ 11,238,211	\$ 10,982,656
A.1.2. Strategy: REGULATE PESTICIDE USE	\$ 5,651,776	\$ 5,651,776
A.1.3. Strategy: INTEGRATED PEST MANAGEMENT	\$ 9,440,116	\$ 9,585,044
Reduce Pesticide Use through Integrated Pest Management Practices.		

DEPARTMENT OF AGRICULTURE
(Continued)

A.1.4. Strategy: CERTIFY PRODUCE Certify Fruits, Vegetables and Peanuts to Enhance Their Marketability.	\$ 169,726	\$ 169,858
A.1.5. Strategy: AGRICULTURAL PRODUCTION DEVELOPMENT	<u>\$ 4,975,704</u>	<u>\$ 3,980,934</u>
Total, Goal A: MARKETS & PUBLIC HEALTH	<u>\$ 31,475,533</u>	<u>\$ 30,370,268</u>
B. Goal: ENFORCE STANDARDS Protect Consumers by Establishing and Enforcing Standards.		
B.1.1. Strategy: SURVEILLANCE/BIOSECURITY EFFORTS Implement Surveillance and Biosecurity Efforts for Pests/Diseases.	\$ 4,003,195	\$ 3,997,357
B.1.2. Strategy: VERIFY SEED QUALITY Verify the Quality and Type of Seed Desired.	\$ 1,776,211	\$ 1,794,269
B.1.3. Strategy: AGRICULTURAL COMMODITY REGULATION Regulate Commodity through Verification, Licensing, Inspect, & Enfmnt.	\$ 1,302,621	\$ 1,301,108
B.1.4. Strategy: STRUCTURAL PEST CONTROL	<u>\$ 1,634,092</u>	<u>\$ 1,634,092</u>
Total, Goal B: ENFORCE STANDARDS	<u>\$ 8,716,119</u>	<u>\$ 8,726,826</u>
C. Goal: ENSURE PROPER MEASUREMENT Increase Likelihood That Goods Offered for Sale Are Properly Measured.		
C.1.1. Strategy: INSPECT MEASURING DEVICES Inspect Weighing and Measuring Devices/Reduce Violations.	\$ 9,336,291	\$ 9,517,945
D. Goal: FOOD AND NUTRITION Provide Funding and Assistance on Food and Nutrition Programs.		
D.1.1. Strategy: SUPPORT NUTRITION PROGRAMS Support Nutrition Programs in Schools.	\$ 30,846,026	\$ 30,350,088
D.2.1. Strategy: NUTRITION ASSISTANCE	<u>\$ 409,482,706</u>	<u>\$ 403,482,884</u>
Total, Goal D: FOOD AND NUTRITION	<u>\$ 440,328,732</u>	<u>\$ 433,832,972</u>
E. Goal: FOOD AND FIBERS RESEARCH Support and Coordinate Fibers and Food Protein Research.		
E.1.1. Strategy: RESEARCH AND DEVELOPMENT Review, Coordinate, and Fund Research and Development Programs.	\$ 806,400	\$ 0
F. Goal: RURAL AFFAIRS		
F.1.1. Strategy: RURAL COMMUNITY AND ECO DEVELOPMENT Provide Grants for community and Economic Development in Rural Areas.	\$ 63,285,194	\$ 63,285,194
F.1.2. Strategy: RURAL HEALTH	<u>\$ 4,863,092</u>	<u>\$ 4,874,368</u>
Total, Goal F: RURAL AFFAIRS	<u>\$ 68,148,286</u>	<u>\$ 68,159,562</u>
Grand Total, DEPARTMENT OF AGRICULTURE	<u>\$ 558,811,361</u>	<u>\$ 550,607,573</u>
Object-of-Expense Informational Listing:		
Salaries and Wages	\$ 33,514,008	\$ 34,134,902
Other Personnel Costs	657,290	650,016
Professional Fees and Services	2,542,931	2,215,620
Fuels and Lubricants	139,610	194,970
Consumable Supplies	554,362	465,663
Utilities	333,064	337,437
Travel	1,758,683	1,622,256
Rent - Building	634,760	583,623
Rent - Machine and Other	215,753	212,797
Other Operating Expense	11,533,315	11,689,339
Client Services	404,544,116	401,654,180
Grants	99,615,353	95,460,470

DEPARTMENT OF AGRICULTURE
(Continued)

Capital Expenditures	2,768,116	1,386,300
Total, Object-of-Expense Informational Listing	\$ 558,811,361	\$ 550,607,573

Estimated Allocations for Employee Benefits and Debt Service Appropriations Made Elsewhere in this Act:

<u>Employee Benefits</u>		
Retirement	\$ 3,153,446	\$ 3,164,710
Group Insurance	8,578,658	9,398,149
Social Security	2,508,387	2,520,406
Benefits Replacement	91,704	82,992

Subtotal, Employee Benefits	\$ 14,332,195	\$ 15,166,257
-----------------------------	---------------	---------------

<u>Debt Service</u>		
TPFA GO Bond Debt Service	\$ 1,802	\$ 1,723
Lease Payments	132,493	115,847

Subtotal, Debt Service	\$ 134,295	\$ 117,570
------------------------	------------	------------

Total, Estimated Allocations for Employee Benefits and Debt Service Appropriations Made Elsewhere in this Act	\$ 14,466,490	\$ 15,283,827
--	----------------------	----------------------

- 1. Performance Measure Targets.** The following is a listing of the key performance target levels for the Department of Agriculture. It is the intent of the Legislature that appropriations made by this Act be utilized in the most efficient and effective manner possible to achieve the intended mission of the Department of Agriculture. In order to achieve the objectives and service standards established by this Act, the Department of Agriculture shall make every effort to attain the following designated key performance target levels associated with each item of appropriation.

	2016	2017
A. Goal: MARKETS & PUBLIC HEALTH		
Outcome (Results/Impact):		
Percent Increase in the Number of Business Assists Facilitated	2.5%	2.5%
Percent of Ag Pesticide Inspections in Compliance with Pesticide Laws and Regulations	92%	92%
Percent of Rural Communities Assisted	20.8%	20.8%
A.1.1. Strategy: ECONOMIC DEVELOPMENT		
Output (Volume):		
Number of Rural Community Projects in Which TDA Provided Assistance	700	700
Rural Development Activities and Events in Which TDA Participated	300	300
A.1.2. Strategy: REGULATE PESTICIDE USE		
Output (Volume):		
Number of Agricultural Pesticide Complaint Investigations Conducted	225	225
A.1.3. Strategy: INTEGRATED PEST MANAGEMENT		
Output (Volume):		
Number of Inspections to Verify Compliance for Organic or Other Crop Production Certification Programs	275	275
A.1.4. Strategy: CERTIFY PRODUCE		
Output (Volume):		
Number of Pounds of Fruits, Vegetables, Peanuts and Nuts Inspected (In Billions)	2.67	2.67
B. Goal: ENFORCE STANDARDS		
Outcome (Results/Impact):		
Percent of Seed Samples Found to Be in Full Compliance with State and Federal Standards	97%	97%
Percent of Licensees, Individuals, and Businesses Who Renew Online	50%	50%
Percent of New Individual and Business Licenses Applied for Online	50%	50%
Percent of Complaints Resolved Within Six Months	75%	75%
Percent of Independent School Districts Inspected Found to be in Compliance	55%	55%

DEPARTMENT OF AGRICULTURE
(Continued)

B.1.1. Strategy: SURVEILLANCE/BIOSECURITY EFFORTS

Output (Volume):

Number of Nursery and Floral Establishment Inspections Conducted	8,000	8,000
Number of Hours Spent at Inspections of Plant Shipments and Regulated Articles	9,100	9,100

B.1.2. Strategy: VERIFY SEED QUALITY

Output (Volume):

Number of Official Seed Inspection Samples Drawn & Submitted for Analysis	4,500	4,500
---	-------	-------

B.1.3. Strategy: AGRICULTURAL COMMODITY REGULATION

Output (Volume):

Number of Egg Packer, Dealer, Wholesaler, and Retailer Inspections Conducted	2,100	2,100
Number of Grain Warehouse Inspections, Re-inspections, and Audits Conducted	265	265

B.1.4. Strategy: STRUCTURAL PEST CONTROL

Output (Volume):

Number of New Individual and Business Licenses Issued	5,000	4,600
Number of Licenses Renewed (Individuals and Businesses)	14,100	14,100
Number of Complaints Resolved	125	125
Number of Structural Business License Inspections Conducted	950	950
Number of School Inspections Performed	250	250

Efficiencies:

Average Licensing Cost Per Individual and Business License Issued	17	17
---	----	----

C. Goal: ENSURE PROPER MEASUREMENT

Outcome (Results/Impact):

Percent of Total Weights and Measures Device Routine Inspections Found in Full Compliance with State and Federal Standards	94%	94%
--	-----	-----

C.1.1. Strategy: INSPECT MEASURING DEVICES

Output (Volume):

Number of Weights and Measures Device Inspections Conducted	179,500	179,500
---	---------	---------

D. Goal: FOOD AND NUTRITION

Outcome (Results/Impact):

Percent of School Districts With No Compliance Review Fiscal Action	90%	90%
Average Number of Children and Adults Served Meals through Child and Adult Care Food Program Per Day	411,000	411,000

D.1.1. Strategy: SUPPORT NUTRITION PROGRAMS

Output (Volume):

Number of Individuals Trained on National School Lunch Program and School Breakfast Program Regulations and Policies	24,172	24,172
--	--------	--------

E. Goal: FOOD AND FIBERS RESEARCH

E.1.1. Strategy: RESEARCH AND DEVELOPMENT

Output (Volume):

Number of Formal Published Research Reports	2	2
---	---	---

F. Goal: RURAL AFFAIRS

Outcome (Results/Impact):

Percent of the Small Communities' Population Benefiting from Public Facility, Economic Development, Housing Assistance and Planning Projects	31%	31%
--	-----	-----

F.1.1. Strategy: RURAL COMMUNITY AND ECO DEVELOPMENT

Output (Volume):

Number of New Community/Economic Development Contracts Awarded	225	225
Number of Projected Beneficiaries from New Community/Economic Development Contracts Awarded	330,000	330,000
Number of Programmatic Monitoring Activities Performed	300	300

F.1.2. Strategy: RURAL HEALTH

Output (Volume):

Number of Low Interest Loans and Grants Awarded	30	30
---	----	----

DEPARTMENT OF AGRICULTURE
(Continued)

- 2. Capital Budget.** None of the funds appropriated above may be expended for capital budget items except as listed below. The amounts shown below shall be expended only for the purposes shown and are not available for expenditure for other purposes. Amounts appropriated above and identified in this provision as appropriations either for "Lease Payments to the Master Lease Purchase Program" or for items with an "(MLPP)" notation shall be expended only for the purpose of making lease-purchase payments to the Texas Public Finance Authority pursuant to the provisions of Government Code §1232.103.

	2016	2017
a. Acquisition of Information Resource Technologies		
(1) PC, Laptop and Tablet Purchases	\$ 150,400	\$ 228,400
(2) Schedule Optimization Software	600,000	100,000
(3) Network Equipment	213,400	0
 Total, Acquisition of Information Resource Technologies	\$ 963,800	\$ 328,400
b. Transportation Items		
(1) Fleet Vehicles	983,400	460,000
c. Acquisition of Capital Equipment and Items		
(1) Octane Analyzers	240,000	140,000
d. Other Lease Payments to the Master Lease Purchase Program (MLPP)		
(1) Lease Payments - Metrology Laboratory	148,662	147,648
e. Data Center Consolidation		
(1) Data Center Consolidation	25,318	25,578
 Total, Capital Budget	\$ 2,361,180	\$ 1,101,626
 Method of Financing (Capital Budget):		
General Revenue Fund	\$ 1,728,930	\$ 891,376
Federal Funds	632,250	210,250
 Total, Method of Financing	\$ 2,361,180	\$ 1,101,626

- 3. Appropriation: Land Donations.** In connection with the performance of its various responsibilities and programs the Texas Department of Agriculture is authorized to use funds appropriated by this Act to lease and/or accept the donation of land or the use of land from: (1) governmental agencies; (2) private firms; (3) corporations; (4) individuals; (5) or other persons.
- 4. Transfer Authority.** Notwithstanding provisions relating to appropriation transfers contained in Article IX, Sec. 14.01, Appropriation Transfers of this Act, Texas Department of Agriculture (TDA) may not transfer amounts identified for cost recovery programs in Rider 28, Appropriations Limited to Revenue Collections: Cost Recovery Programs between strategies nor may TDA transfer appropriations from non-related programs into cost recovery programs.
- 5. Appropriation: Texas Agricultural Fund.** The Texas Agricultural Finance Authority is appropriated out of the Texas Agricultural Fund No. 683 each fiscal year, all necessary amounts required to cover any defaults on loans referenced under Chapter 5, Subchapter E, Texas Agriculture Code, or for payments for the purpose of providing reduced interest rates on loans guaranteed to borrowers as authorized by §58.052(e), Texas Agriculture Code.
- 6. Master Lease Purchase Program (MLPP) Payments for the Metrology Laboratory.** Amounts appropriated above to the Texas Department of Agriculture in Strategy C.1.1, Inspect Measuring Devices, out of the General Revenue Fund, include amounts required each fiscal year to make lease payments to the Texas Public Finance Authority for the revenue bonds issued to finance construction of the metrology laboratory. The amount of the required lease payments are estimated to be \$148,662 in fiscal year 2016 and \$147,648 in fiscal year 2017.

DEPARTMENT OF AGRICULTURE
(Continued)

The Texas Department of Agriculture shall set fees for the metrology program to recover an amount equal to the amount of the appropriations made above for lease payments, and maintain the fee rate in such an amount during the term of any revenue obligations authorized herein.

7. **Appropriation of Receipts: Yardage Fees.** Amounts appropriated above each fiscal year include an amount not to exceed \$150,000 in General Revenue in Strategy A.1.1, Economic Development, from yardage fee revenue collected by the Texas Department of Agriculture for maintenance and operating expenses for livestock export pens pursuant to Agriculture Code §146.021.
8. **Food and Nutrition Programs.** Amounts appropriated above to the Texas Department of Agriculture for the 2016-17 biennium include \$60,751,892 out of Federal Funds and \$398,248 out of the General Revenue Fund in Strategy D.1.1, Support Nutrition Programs, to administer the Food and Nutrition Programs and to make payments to providers participating in the Fresh Fruit and Vegetable Program.

Appropriations in Strategy D.2.1, Nutrition Assistance, in the amounts of \$783,650,430 in Federal Funds and \$258,182 in General Revenue Funds are used to administer the Child and Adult Care Food Program audit funds, the Summer Food Service Program, the Emergency Food Assistance Program, and to make payments to providers participating in the Child and Adult Care Food Program, the Commodity Distribution Programs, the Summer Food Service Program, and private and nonprofit institutions participating in the Special Milk Program, National School Lunch Program, and the School Breakfast Program.

The Child Nutrition Program (CNP) is administered by the Texas Department of Agriculture pursuant to a waiver from the United States Department of Agriculture (USDA). Payments to independent school districts for the CNP are funded in the Texas Education Agency's budget. Amounts appropriated elsewhere in this Act to the Texas Education Agency for the 2016 -17 biennium include \$4,103,633,998 out of Federal Funds and \$29,236,682 out of the General Revenue Fund to provide reimbursement for the National School Lunch Program, the After School Care Program, the Seamless Summer Option, and the School Breakfast Program.

9. **Texas Shrimp Marketing Assistance Program.** Amounts appropriated above out of Interagency Contracts in Strategy A.1.1, Economic Development, include fee revenue (estimated to be \$156,867 each fiscal year) transferred from the Texas Parks and Wildlife Department pursuant to Parks and Wildlife Code §77.002(c) for the purpose of administering the Texas Shrimp Marketing program.
10. **Appropriation: Surplus Agricultural Product Grant Program.** Amounts appropriated above out of the General Revenue Fund in Strategy D.2.1, Nutrition Assistance, include \$5,900,000 in fiscal year 2016 to fund the Surplus Agricultural Product Grant Program to offset the costs of harvesting, gleaning and transporting agricultural products to Texas food banks.
11. **Texas.gov Authority Appropriation.** The Texas Department of Agriculture is authorized in accordance with §2054.252 of the Government Code to increase the occupational license, permit, and registration fees imposed on licensees by an amount sufficient to cover the cost of the subscription fee charged by the Texas.gov Authority.
12. **Appropriation: Feral Hog Abatement Program.** Amounts appropriated above out of the General Revenue Fund in Strategy A.1.5, Agricultural Production Development, include \$900,000 in fiscal year 2016 to be used to implement feral hog abatement technologies.

The Texas Department of Agriculture shall submit a report to the Legislative Budget Board and the Governor no later than September 1, 2016 providing information on the number of feral hogs abated and the cost per abatement using certain technologies.

13. **Boll Weevil Eradication.** Amounts appropriated above out of the General Revenue Fund in Strategy A.1.3, Integrated Pest Management, include \$7,000,000 in each fiscal year, to be transferred to the Boll Weevil Eradication Foundation for efforts to eradicate the boll weevil.
14. **Equine Incentive Program.** Amounts appropriated above from General Revenue in Strategy A.1.1, Economic Development, include fees collected pursuant to Agriculture Code §12.044 (estimated to be \$120 each fiscal year) to market the equine incentive program. Also, amounts appropriated above in Strategy A.1.5, Agricultural Production Development, include \$40,459 from General Revenue in fiscal year 2016 from unobligated and unexpended balances estimated to be remaining as of August 31, 2015 to provide incentive payments, if any, to eligible horse owners.

DEPARTMENT OF AGRICULTURE

(Continued)

- 15. Appropriations: Hostable Cotton Fee.** In addition to the amounts appropriated above, any fees collected in accordance §74.0032, Texas Agriculture Code, in excess of amounts for the applicable object code contained in the Comptroller of Public Accounts' Biennial Revenue Estimate in fiscal year 2016 and fiscal year 2017 are appropriated from General Revenue to Strategy A.1.3, Integrated Pest Management, for the purpose of cotton stalk destruction regulatory activities.
- 16. Zebra Chip Research.** Out of funds appropriated above in Strategy E.1.1, Research and Development, the Texas Department of Agriculture shall use \$800,000 from General Revenue in fiscal year 2016 to contract with Texas A&M AgriLife Research to research the Zebra Chip Disease affecting potatoes in Texas.
- 17. Administrative Allocation: Councils of Governments.** From the federal administrative monies made available to the Texas Department of Agriculture under the Community Development Block Grant Program, an amount up to 19 percent of such monies shall be allocated for the councils of government, based upon agreements between the Texas Department of Agriculture and each council of government, to continue staff support to the 24 Regional Review Committees of local officials appointed by the Governor and/or for other technical assistance services so long as the staff support activities comply with the rules, policies, and standards established by the U.S. Department of Housing and Urban Development.
- 18. Estimated Appropriation and Unexpended Balance.**

 - a. The estimated amounts appropriated above out of the Permanent Endowment Fund for Rural Communities Healthcare Investment Program, are out of the amounts available for distribution or investment returns of the funds. Amounts available for distribution or investment returns in excess of the amounts estimated above are also appropriated to the Texas Department of Agriculture. In the event that amounts available for distribution or investment returns are less than the amounts estimated above, this Act may not be construed as appropriating funds to make up the difference. Any unexpended appropriations made above as of August 31, 2016, are appropriated for the same purposes for fiscal year 2017.
 - b. The estimated amounts appropriated above out of the Permanent Fund for Rural Health Facility Capital Improvement are out of the available earnings of the fund. Available earnings in excess of the amounts estimated above are appropriated to the Texas Department of Agriculture. In the event that amounts available for distribution or investment returns are less than the amounts estimated above, this Act may not be construed as appropriating funds to make up the difference. Any unexpended appropriations made above as of August 31, 2016, are appropriated for the same purposes for fiscal year 2017.
- 19. Limitation on Use of Funds.**

 - a. State agencies that are appropriated funds from the receipts collected pursuant to the Comprehensive Tobacco Settlement Agreement and Release, including distributions from funds, shall submit a budget by November 1 of each year of the biennium to the Legislative Budget Board and the Governor. This budget shall describe the purposes and amounts for which such funds will be expended by the state agency. No funds described in this budget may be expended by the state agency or institution of higher education until the Legislative Budget Board and the Governor receive the budget.
 - b. Authorized managers of permanent funds and endowments whose earnings are appropriated to the Texas Department of Agriculture shall provide a copy of year end financial reports to the Legislative Budget Board and the Governor by November 1 of each year of the biennium. These reports should include, at a minimum, an income statement and balance sheet for each fund, and a summary of the investment return of the fund during the preceding fiscal year.
- 20. Coordination with Texas Water Development Board.** The Texas Department of Agriculture (TDA) and the Texas Water Development Board (TWDB) shall continue to coordinate funds as outlined in a Memorandum of Understanding (MOU) so as to assure that none of the funds appropriated above are expended in a manner that aids the proliferation of colonias or are otherwise used in a manner inconsistent with the intent of the Economically Distressed Areas Program (EDAP) operated by the Texas Water Development Board (TWDB), and maximize delivery of the funds and minimize administrative delay in their expenditure. The MOU shall be amended, if necessary, prior to the distribution of the Colonia Fund in fiscal years 2016 and 2017. None of the funds appropriated above for Strategy F.1.1, Rural Community and Eco Development,

DEPARTMENT OF AGRICULTURE

(Continued)

may be expended in EDAP-eligible counties that have not adopted, or are not enforcing, the Model Subdivision Rules established pursuant to §16.343 of the Water Code. No later than September 15, 2016, TDA and the TWDB shall submit a joint report to the Legislative Budget Board that describes and analyzes the effectiveness of projects funded as a result of coordinated Colonia Fund/EDAP efforts including an estimate of the amount each agency has saved by reduced duplication of efforts. If there are an insufficient number of TWDB EDAP projects ready for Colonia Economically Distressed Areas Program (CEDAP) connection funding, the CEDAP funds may be transferred at TDA's discretion as stated within the current Community Development Block Grant action plan.

- 21. Colonia Set-Aside Program Allocation.** The Texas Department of Agriculture (TDA) shall continue the Community Development Block Grant (CDBG) Colonia Set-Aside Program by allocating not less than 10 percent of the yearly allocation of CDBG funds for eligible activities to assist in providing for the housing, planning, and infrastructure needs in colonias. From this 10 percent yearly allocation, 34 percent of the Colonia Set-Aside Allocation shall be reserved to provide financial assistance to units of general local government located in economically distressed areas as defined by Water Code §17.921 to pay for residential service lines, hookups, and plumbing improvements associated with being connected to a water supply or sewer service system, any part of which is financed under the economically distressed areas program established under Subchapter J, Chapter 16, Water Code and Subchapter K, Chapter 17, Water Code.

In addition, TDA shall allocate 2.5 percent of the CDBG monies to support the operation of the Colonia Self-Help Centers and shall transfer such funds to the Department of Housing and Community Affairs.

- 22. Administration of Public Health Funds.** Funds are appropriated above out of the Permanent Fund for Rural Health Facility Capital Improvement for the purpose of implementing House Bill 1676, Seventy-sixth Legislature, 1999. In no event shall the administrative costs to implement the provisions of the bill exceed three percent. Grants and program costs must compose at least 97 percent of the expenditures to implement the provisions of the bill.
- 23. Informational Listing - Permanent Funds and Endowments.** The following is an informational list of the amounts used to capitalize certain Permanent Funds and Endowments created by House Bill 1676, Seventy-sixth Legislature and by Senate Bill 126, Seventy-seventh Legislature, and does not make appropriations.

Permanent Fund for Rural Health Facility Capital Improvement (Rural Hospital Infrastructure)	\$ 50,000,000
Permanent Endowment Fund for the Rural Communities Healthcare Investment Program	\$ 2,500,000

- 24. Appropriation of Loan Repayments.** Loan repayments, interest, and reimbursements of expenses received by the Texas Department of Agriculture pursuant to Government Code, Chapter 487, are appropriated to the agency as Appropriated Receipts in the 2016-17 biennium for the same purpose. The Texas Department of Agriculture may also expend these funds for the purpose of reimbursing community matching fund contributions for forgivable educational loans made pursuant to Government Code §487.154.
- 25. Affordable Housing Research and Information Program.** Out of funds appropriated above, the Texas Department of Agriculture shall assist the Department of Housing and Community Affairs in conducting the Affordable Housing Research and Information Program, to the extent allowed by state law, in order to avoid any duplication of effort. No funds shall be transferred between the Department of Housing and Community Affairs and the Texas Department of Agriculture for this purpose.
- 26. Texas Wine Marketing Assistance Program.** Amounts appropriated above out of Interagency Contracts include \$250,000 each fiscal year in Strategy A.1.1, Economic Development, from fee revenue transferred from the Texas Alcoholic Beverage Commission pursuant to Texas Alcoholic Beverage Code §5.56 for the purpose of administering the Texas Wine Marketing Program.
- 27. Surplus Agricultural Product Grant Programs Serving Low Income Students.** Amounts appropriated above out of the General Revenue Fund in Strategy D.2.1, Nutrition Assistance, include \$600,000 each fiscal year to fund surplus agricultural grant programs serving low income students and their families.

DEPARTMENT OF AGRICULTURE
(Continued)

28. Appropriations Limited to Revenue Collections: Cost Recovery Programs.

- a. Amounts appropriated above include \$16,037,620 in fiscal year 2016 and \$16,232,842 in fiscal year 2017 from General Revenue for cost recovery programs in the following strategies:
- 1) Strategy A.1.1, Economic Development: \$992,854 in fiscal year 2016 and \$977,183 in fiscal year 2017 for Marketing, International Trade and Administrative Support programs (Revenue Object Codes 3400, 3420, 3428, 3722, and 3795);
 - 2) Strategy A.1.2, Regulate Pesticide Use: \$3,907,240 each fiscal year for Agricultural Pesticide Regulation and Administrative Support programs (Revenue Object Codes 3400 and 3410);
 - 3) Strategy A.1.3, Integrated Pest Management (except Boll Weevil, Mediterranean fruit fly, Mexican fruit fly, and Obliqua programs): \$186,258 each fiscal year for Plant Health, Organic and Administrative Support programs (Revenue Object Codes 3400, 3404 and 3414);
 - 4) Strategy A.1.4, Certify Produce: \$169,726 in fiscal year 2016 and \$169,858 in fiscal year 2017 for the Texas Cooperative Inspection and Administrative Support programs (Revenue Object Code 3795);
 - 5) Strategy A.1.5, Agricultural Production Development: \$646,143 each fiscal year for Plant Health and Administrative Support programs (Revenue Object Codes 3414 and 3435);
 - 6) Strategy B.1.2, Verify Seed Quality: \$1,776,221 in fiscal year 2016 and \$1,794,269 in fiscal year 2017 for Plant Health and Administrative Support programs (Revenue Object Codes 3400, 3414 and 3422);
 - 7) Strategy B.1.3, Agricultural Commodity Regulation: \$1,302,621 in fiscal year 2016 and 1,301,108 in fiscal year 2017 for Egg Quality, Grain Warehouse, Handling and Marketing of Perishable Commodities, and Administrative Support programs (Revenue Object Codes 3400 and 3414);
 - 8) Strategy B.1.4, Structural Pest Control: \$1,561,555 each fiscal year for the Structural Pest Control and Administrative Support programs (Revenue Object Codes 3175 and 3770); and,
 - 9) Strategy C.1.1, Inspect Measuring Devices: \$5,495,002 in fiscal year 2016 and \$5,689,228 in fiscal year 2017 for Weights and Measures, Metrology and Administrative Support programs (Revenue Object Codes 3400, 3402, and 3414).

TDA shall provide a report to the Comptroller of Public Accounts and the Legislative Budget Board detailing:

- 1) The amount of fee generated revenues collected for each of the cost recovery programs no later than the end of the second business week in March and June (for the second and third quarters) and the last business day in August (fourth quarter);
- 2) A projection of the revenues for each cost recovery program TDA estimates it will collect by the end of the respective fiscal year;
- 3) A detailed explanation of the causes and effects of the current and anticipated fluctuations in revenue collections; and
- 4) Any fee changes made during the fiscal year and the anticipated revenue impacts of those changes.

DEPARTMENT OF AGRICULTURE

(Continued)

- b. This appropriation is contingent upon the Texas Department of Agriculture's (TDA) assessing fees sufficient to generate revenue to cover the General Revenue appropriations for the cost recovery programs as well as "Other Direct and Indirect Costs Appropriated Elsewhere in this Act" related to TDA's cost recovery programs (estimated to be \$4,847,079 in fiscal year 2016 and \$5,180,414 in fiscal year 2017). In the event that actual and/or projected revenue collections are insufficient to offset the costs identified by this provision, the Legislative Budget Board shall direct the Comptroller of Public Accounts to reduce appropriation authority from General Revenue to be within the amount of fee revenue expected to be available.
- c. Also, contingent on the generation of such revenue required above to fund TDA's cost recovery programs and related "other direct and indirect costs" TDA's "Number of Full-Time Equivalents" includes 212.5 FTEs in each fiscal year. In the event that actual and/or projected revenue collections are insufficient to offset the costs identified by this provision, the Legislative Budget Board may reduce the FTE cap provided by this Act to reflect the number of FTEs funded by the amount of revenue expected to be available.
- d. In addition to amounts appropriated above, any revenues received from programs identified in this rider and deposited to the credit the General Revenue Fund (Revenue Object Codes 3175, 3400, 3402, 3404, 3410, 3414, 3420, 3422, 3428, 3435, 3722, 3770, and 3795) in excess of the Comptroller's Biennial Revenue Estimate each fiscal year are appropriated to TDA in the 2016-17 biennium for the same purposes.

29. Appropriation: Home Delivered Meals Grant Program. Amounts appropriated above out of the General Revenue Fund in Strategy D.2.1, Nutrition Assistance, include \$9,250,000 in fiscal year 2016 and \$9,250,000 in fiscal year 2017 to fund the Home Delivered Meals Grant Program to defray the costs of providing home-delivered meals to homebound elderly and disabled Texans. The Texas Department of Agriculture may award grants to organizations providing this service that have also received matching funds from the county where meals are served.

¹ Incorporates Article IX, §18.18, of this Act, due to enactment of SB 797, 84th Legislature, Regular Session, relating to a grant program to reduce wait times for agricultural inspections of vehicles at ports of entry along the Texas-Mexico border, resulting in increases of \$425,000 in FY 2016 and \$300,000 in FY 2017 out of General Revenue funds.

² Incorporates Article IX, §18.19, of this Act, due to enactment of SB 881, 84th Legislature, Regular Session, relating to dedication of certain wine-related revenue, resulting in increases of \$300,000 out of the General Revenue-Dedicated Wine Industry Development Fund No. 5165 each fiscal year of the biennium.

³ Article IX, §18.02, of this Act, increases the salary of the Commissioner of Agriculture from \$137,500 to \$140,938.

ANIMAL HEALTH COMMISSION

	For the Years Ending	
	August 31, 2016	August 31, 2017
Method of Financing:		
General Revenue Fund ¹	\$ 11,428,186	\$ 10,575,542
Federal Funds	2,212,368	2,252,368
Total, Method of Financing	\$ 13,640,554	\$ 12,827,910
 This bill pattern represents an estimated 100% of this agency's estimated total available funds for the biennium.		
Number of Full-Time-Equivalents (FTE):¹	184.2	185.2
Schedule of Exempt Positions:²		
Executive Director, Group 4	\$140,327	\$140,327

ANIMAL HEALTH COMMISSION

(Continued)

Items of Appropriation:

A. Goal: PROTECT/ENHANCE TEXAS ANIMAL HEALTH
Protect/Enhance Health of Texas Animal Populations.

A.1.1. Strategy: FIELD OPERATIONS Field Operations for Animal Health Management and Assurance Programs.	\$ 9,758,661	\$ 8,946,017
A.1.2. Strategy: DIAGNOSTIC/EPIDEMIOLOGICAL SUPPORT Diagnostic/Epidemiological Support Services.	\$ 1,047,163	\$ 1,047,163
A.1.3. Strategy: PROMOTE COMPLIANCE Promote Compliance and Resolve Violations.	\$ 417,357	\$ 417,357
A.1.4. Strategy: ANIMAL EMERGENCY MANAGEMENT Animal Emergency Management Preparedness, Response, and Recovery.	<u>\$ 335,280</u>	<u>\$ 335,280</u>

Total, Goal A: PROTECT/ENHANCE TEXAS ANIMAL HEALTH \$ 11,558,461 \$ 10,745,817

B. Goal: INDIRECT ADMINISTRATION¹

B.1.1. Strategy: CENTRAL ADMINISTRATION	\$ 1,105,455	\$ 1,105,455
B.1.2. Strategy: INFORMATION RESOURCES	\$ 743,360	\$ 743,360
B.1.3. Strategy: OTHER SUPPORT SERVICES	<u>\$ 233,278</u>	<u>\$ 233,278</u>

Total, Goal B: INDIRECT ADMINISTRATION \$ 2,082,093 \$ 2,082,093

Grand Total, ANIMAL HEALTH COMMISSION \$ 13,640,554 \$ 12,827,910

Object-of-Expense Informational Listing:

Salaries and Wages	\$ 9,163,419	\$ 9,188,419
Other Personnel Costs	269,381	269,381
Professional Fees and Services	58,821	58,821
Fuels and Lubricants	413,800	413,800
Consumable Supplies	113,475	113,475
Utilities	365,394	365,394
Travel	943,113	943,113
Rent - Building	554,339	554,339
Rent - Machine and Other	93,830	93,830
Other Operating Expense	667,278	580,765
Capital Expenditures	<u>997,704</u>	<u>246,573</u>

Total, Object-of-Expense Informational Listing \$ 13,640,554 \$ 12,827,910

Estimated Allocations for Employee Benefits and Debt Service Appropriations Made Elsewhere in this Act:

Employee Benefits

Retirement	\$ 645,141	\$ 647,545
Group Insurance	2,689,191	2,966,976
Social Security	521,519	524,127
Benefits Replacement	<u>31,838</u>	<u>28,814</u>

Subtotal, Employee Benefits \$ 3,887,689 \$ 4,167,462

Total, Estimated Allocations for Employee Benefits and Debt Service Appropriations Made Elsewhere in this Act \$ 3,887,689 \$ 4,167,462

1. **Performance Measure Targets.** The following is a listing of the key performance target levels for the Animal Health Commission. It is the intent of the Legislature that appropriations made by this Act be utilized in the most efficient and effective manner possible to achieve the intended mission of the Animal Health Commission. In order to achieve the objectives and service standards established by this Act, the Animal Health Commission shall make every effort to attain the following designated key performance target levels associated with each item of appropriation.

	2016	2017
A. Goal: PROTECT/ENHANCE TEXAS ANIMAL HEALTH		
Outcome (Results/Impact):		
Percent Change in the Number of Fever Tick-Infested Premises from the 2007 Level	(50)%	(50)%

ANIMAL HEALTH COMMISSION
(Continued)

A.1.1. Strategy: FIELD OPERATIONS

Output (Volume):

Number of Livestock Shipments Inspected	4,500	4,500
---	-------	-------

A.1.2. Strategy: DIAGNOSTIC/EPIDEMIOLOGICAL SUPPORT

Output (Volume):

Number of Specimens Processed through the State/Federal Cooperative Laboratory System	700,000	700,000
---	---------	---------

A.1.3. Strategy: PROMOTE COMPLIANCE

Output (Volume):

Number of Compliance Actions Completed	1,400	1,400
--	-------	-------

- 2. Capital Budget.**¹ None of the funds appropriated above may be expended for capital budget items except as listed below. The amounts shown below shall be expended only for the purposes shown and are not available for expenditure for other purposes.

	2016	2017
a. Acquisition of Information Resource Technologies		
(1) Acquisition of Information Resource Technology	\$ 86,000	\$ 86,000
(2) Replacement of Computers and Laptops	64,000	64,000
 Total, Acquisition of Information Resource Technologies	\$ 150,000	\$ 150,000
b. Transportation Items		
(1) Transportation Fleet Vehicle Acquisition	261,574	261,573
c. Centralized Accounting and Payroll/Personnel System (CAPPS)		
(1) CAPPS Deployment	41,055	41,055
 Total, Capital Budget	\$ 452,629	\$ 452,628
 Method of Financing (Capital Budget):		
General Revenue Fund	\$ 452,629	\$ 452,628
 Total, Method of Financing	\$ 452,629	\$ 452,628

- 3. Laboratory Testing.** It is the intent of the Legislature that laboratory testing for animal diseases be performed at the Texas Veterinary Medical Diagnostic Lab (TVMDL) to the extent of its capabilities, unless the Texas Animal Health Commission (TAHC) State-Federal Laboratory can perform the testing for TAHC programs more cost effectively. Furthermore, the TAHC will use funds appropriated by this Act to enter into an interagency memorandum of understanding to work with TVMDL to reduce duplication and ensure that all testing is performed in Texas to the extent possible.

- 4. Unexpended Balances Within the Biennium.** The unobligated and unexpended appropriation balances of the Texas Animal Health Commission for the fiscal year ending August 31, 2016, are appropriated to the Texas Animal Health Commission for the same purposes for the fiscal year beginning September 1, 2016.

- 5. Testing and Immunization of Employees.** Funds appropriated above may be expended for any immunization or testing, which is required of employees at risk in the performance of their duties.

- 6. Contingency to Increase the Full-Time-Equivalents (FTE) Cap for Federally Funded Programs.** Contingent upon the receipt of federal funds above those appropriated in this Act for programs related to animal identification or surveillance, control, or eradication of animal health pests or diseases, the Texas Animal Health Commission is hereby authorized to increase its number of FTEs to the extent that federal funds are allocated for salary costs. These FTEs shall not be counted against the agency's "Number of Full-Time-Equivalents (FTE)" cap.

The Texas Animal Health Commission shall report all additional FTEs authorized by this provision to the Comptroller of Public Accounts, the Legislative Budget Board, and the Governor prior to filling a position described by this rider.

ANIMAL HEALTH COMMISSION

(Continued)

7. **Allowance for Personally-Owned Horses.** Funds appropriated above may be expended to provide an allowance not to exceed seventy-five dollars (\$75) per employee per day for each Commission employee whose duties require the use of a personally-owned horse.
8. **Appropriations Limited to Revenue Collections: Cost Recovery for Animal Health and Laboratory Programs.**³
- a. Amounts appropriated above in Strategy A.1.1, Field Operations, include \$424,562 in each fiscal year of the 2016-17 biennium from revenues collected and deposited to the credit of the General Revenue Fund from the assessment of fees pursuant to Agriculture Code §§161.0411 and 161.0601. These appropriations are contingent upon the Animal Health Commission assessing fees during the 2016-17 biennium sufficient to generate revenue (Object Code 3420) necessary to cover the General Revenue appropriations made above in Strategy A.1.1, Field Operations, identified in this rider. In the event that actual and/or projected revenue collections are insufficient to offset the costs identified in this provision, the Legislative Budget Board may direct that the Comptroller of Public Accounts reduce the appropriation authority provided above to be within the amount of revenue expected to be available.
 - b. In addition to the amounts identified in this rider and appropriated above in Strategy A.1.1, Field Operations, any revenues received during the 2016-17 biennium from fees deposited to the credit of the General Revenue Fund pursuant to Agriculture Code §§161.0411 and 161.0601 (Object Code 3420) in excess of the amount of \$512,000 each fiscal year included in the Comptroller's Biennial Revenue Estimate for 2016-17 are appropriated for the same purposes.
 - c. Contingent upon the enactment of legislation authorizing or reauthorizing Agriculture Code §161.060, or creating a similar section of the Agriculture Code providing the Animal Health Commission with the authority to assess new or recreated fees as of September 1, 2015, all revenue from fees collected and deposited to the General Revenue Fund (Object Code 3420) from the recreation or creation of new statutory authority by the Eighty-Fourth Legislature for these purposes is appropriated.

¹ Incorporates Article IX, §18.03(b), of this Act, relating to Centralized Accounting and Payroll/Personnel System Deployments, resulting in increases of \$41,055 in FY 2016 and \$41,055 in FY 2017 out of General Revenue funds and increases of 1.0 FTEs in FY 2016 and 1.0 FTEs in FY 2017. The Capital Budget is adjusted accordingly.

² Article IX, §18.02, of this Act, increases the salary of the Executive Director from \$136,904 to \$140,327.

³ No legislation was enacted by the 84th Legislature, Regular Session, relating to authorizing or reauthorizing Agriculture Code §161.060 or creating any similar authority to assess fees, resulting in Rider 8, Appropriations Limited to Revenue Collections: Cost Recovery for Animal Health and Laboratory Programs, subsection (c) having no effect.

COMMISSION ON ENVIRONMENTAL QUALITY

	For the Years Ending	
	August 31, 2016	August 31, 2017
Method of Financing:		
General Revenue Fund	\$ 14,095,560	\$ 8,886,731
<u>General Revenue Fund - Dedicated</u>		
Low Level Waste Account No. 088	1,481,308	1,481,304
Used Oil Recycling Account No. 146	419,265	419,264
Clean Air Account No. 151 ¹	102,570,597	93,847,678
Water Resource Management Account No. 153	56,152,049	55,864,649
Watermaster Administration No. 158	2,291,156	1,931,149
TCEQ Occupational Licensing Account No. 468	1,719,635	1,719,633
Waste Management Account No. 549	31,875,358	31,661,727
Hazardous and Solid Waste Remediation Fee Account No. 550 ²	24,338,734	22,592,689
Petroleum Storage Tank Remediation Account No. 655	22,363,795	22,466,520
Solid Waste Disposal Account No. 5000	5,493,162	5,493,162
GR Dedicated - Workplace Chemicals List Account No. 5020 ³	1,044,591	1,298,797

COMMISSION ON ENVIRONMENTAL QUALITY
(Continued)

Environmental Testing Laboratory Accreditation Account No. 5065	719,926	719,926
Texas Emissions Reduction Plan Account No. 5071	118,124,844	118,138,163
Dry Cleaning Facility Release Account No. 5093	3,728,340	3,728,340
Operating Permit Fees Account No. 5094	32,417,691	32,176,966
 Subtotal, General Revenue Fund - Dedicated	 <u>\$ 404,740,451</u>	 <u>\$ 393,539,967</u>
 Federal Funds	 38,253,250	 37,593,333
<u>Other Funds</u>		
Appropriated Receipts	1,145,348	1,145,348
Interagency Contracts	6,929,898	6,029,688
 Subtotal, Other Funds	 <u>\$ 8,075,246</u>	 <u>\$ 7,175,036</u>
 Total, Method of Financing	 <u><u>\$ 465,164,507</u></u>	 <u><u>\$ 447,195,067</u></u>
 Other Direct and Indirect Costs Appropriated Elsewhere in this Act	 \$ 261,048	 \$ 271,408
 This bill pattern represents an estimated 100% of this agency's estimated total available funds for the biennium.		
 Number of Full-Time-Equivalents (FTE):³	 2,779.7	 2,779.7
 Schedule of Exempt Positions:		
Executive Director, Group 7 ⁴	\$210,695	\$210,695
Commissioner, (Chair), Group 6 ⁵	184,500	184,500
Commissioner, Group 6 ⁵	(2) 184,500	(2) 184,500
Red River Compact Commissioner ⁶	24,831	24,831
Rio Grande Compact Commissioner ⁷	42,225	42,225
Sabine River Compact Commissioner ⁸	(2) 9,007	(2) 9,007
Canadian River Compact Commissioner ⁹	11,036	11,036
Pecos River Compact Commissioner ¹⁰	33,053	33,053
 Items of Appropriation:		
A. Goal: ASSESSMENT, PLANNING AND PERMITTING		
A.1.1. Strategy: AIR QUALITY ASSESSMENT AND PLANNING	\$ 210,157,457	\$ 202,356,898
A.1.2. Strategy: WATER ASSESSMENT AND PLANNING Water Resource Assessment and Planning.	\$ 27,644,319	\$ 26,984,398
A.1.3. Strategy: WASTE ASSESSMENT AND PLANNING Waste Management Assessment and Planning.	\$ 6,715,509	\$ 6,715,508
A.2.1. Strategy: AIR QUALITY PERMITTING¹	\$ 15,481,932	\$ 15,006,963
A.2.2. Strategy: WATER RESOURCE PERMITTING	\$ 15,567,656	\$ 15,073,825
A.2.3. Strategy: WASTE MANAGEMENT AND PERMITTING	\$ 9,605,066	\$ 9,640,145
A.2.4. Strategy: OCCUPATIONAL LICENSING	\$ 1,286,747	\$ 1,286,745
A.3.1. Strategy: RADIOACTIVE MATERIALS MGMT Radioactive Materials Management.	<u>\$ 3,000,312</u>	<u>\$ 3,000,308</u>
 Total, Goal A: ASSESSMENT, PLANNING AND PERMITTING	 <u>\$ 289,458,998</u>	 <u>\$ 280,064,790</u>
 B. Goal: DRINKING WATER		
B.1.1. Strategy: SAFE DRINKING WATER Safe Drinking Water Oversight.	\$ 13,545,174	\$ 12,644,964
 C. Goal: ENFORCEMENT AND COMPLIANCE SUPPORT		
Enforcement and Compliance Assistance.		
C.1.1. Strategy: FIELD INSPECTIONS & COMPLAINTS Field Inspections and Complaint Response.	\$ 45,830,391	\$ 44,834,883
C.1.2. Strategy: ENFORCEMENT & COMPLIANCE SUPPORT³ Enforcement and Compliance Support.	\$ 13,903,052	\$ 14,157,258
C.1.3. Strategy: POLLUTION PREVENTION RECYCLING Pollution Prevention, Recycling and Innovative Programs.	<u>\$ 2,394,670</u>	<u>\$ 2,394,670</u>
 Total, Goal C: ENFORCEMENT AND COMPLIANCE SUPPORT	 <u>\$ 62,128,113</u>	 <u>\$ 61,386,811</u>

COMMISSION ON ENVIRONMENTAL QUALITY
(Continued)

D. Goal: POLLUTION CLEANUP

Pollution Cleanup Programs to Protect Public Health & the Environment.

D.1.1. Strategy: STORAGE TANK ADMIN & CLEANUP Storage Tank Administration and Cleanup.	\$ 19,737,227	\$ 19,700,171
D.1.2. Strategy: HAZARDOUS MATERIALS CLEANUP ²	<u>\$ 23,643,469</u>	<u>\$ 22,034,559</u>
Total, Goal D: POLLUTION CLEANUP	<u>\$ 43,380,696</u>	<u>\$ 41,734,730</u>

E. Goal: RIVER COMPACT COMMISSIONS

Ensure Delivery of Texas' Equitable Share of Water.

E.1.1. Strategy: CANADIAN RIVER COMPACT	\$ 16,650	\$ 16,650
E.1.2. Strategy: PECOS RIVER COMPACT	\$ 135,844	\$ 135,844
E.1.3. Strategy: RED RIVER COMPACT	\$ 34,933	\$ 34,933
E.1.4. Strategy: RIO GRANDE RIVER COMPACT	\$ 5,198,966	\$ 198,966
E.1.5. Strategy: SABINE RIVER COMPACT	<u>\$ 61,687</u>	<u>\$ 61,687</u>
Total, Goal E: RIVER COMPACT COMMISSIONS	<u>\$ 5,448,080</u>	<u>\$ 448,080</u>

F. Goal: INDIRECT ADMINISTRATION

F.1.1. Strategy: CENTRAL ADMINISTRATION	\$ 18,639,354	\$ 18,639,354
F.1.2. Strategy: INFORMATION RESOURCES	\$ 22,500,768	\$ 22,213,014
F.1.3. Strategy: OTHER SUPPORT SERVICES	<u>\$ 10,063,324</u>	<u>\$ 10,063,324</u>
Total, Goal F: INDIRECT ADMINISTRATION	<u>\$ 51,203,446</u>	<u>\$ 50,915,692</u>

Grand Total, COMMISSION ON ENVIRONMENTAL QUALITY	<u>\$ 465,164,507</u>	<u>\$ 447,195,067</u>
---	-----------------------	-----------------------

Object-of-Expense Informational Listing:

Salaries and Wages	\$ 155,533,430	\$ 155,353,654
Other Personnel Costs	7,847,197	7,847,197
Professional Fees and Services	77,776,163	69,606,867
Fuels and Lubricants	796,894	796,894
Consumable Supplies	817,016	817,016
Utilities	2,198,233	2,198,233
Travel	1,993,747	1,993,747
Rent - Building	5,464,645	5,464,645
Rent - Machine and Other	972,800	972,800
Other Operating Expense	165,497,180	164,713,586
Grants	40,171,811	35,009,875
Capital Expenditures	<u>6,095,391</u>	<u>2,420,553</u>
Total, Object-of-Expense Informational Listing	<u>\$ 465,164,507</u>	<u>\$ 447,195,067</u>

Estimated Allocations for Employee Benefits and Debt Service Appropriations Made Elsewhere in this Act:

Employee Benefits

Retirement	\$ 14,235,529	\$ 14,288,556
Group Insurance	30,371,497	33,113,087
Social Security	11,410,259	11,467,311
Benefits Replacement	<u>564,699</u>	<u>511,052</u>
Subtotal, Employee Benefits	<u>\$ 56,581,984</u>	<u>\$ 59,380,006</u>

Debt Service

Lease Payments	<u>\$ 1,511,313</u>	<u>\$ 1,542,404</u>
----------------	---------------------	---------------------

Total, Estimated Allocations for Employee Benefits and Debt Service Appropriations Made Elsewhere in this Act	<u>\$ 58,093,297</u>	<u>\$ 60,922,410</u>
--	----------------------	----------------------

- 1. Performance Measure Targets.** The following is a listing of the key performance target levels for the Commission on Environmental Quality. It is the intent of the Legislature that appropriations made by this Act be utilized in the most efficient and effective manner possible to achieve the intended mission of the Commission on Environmental Quality. In order to achieve the objectives and service standards established by this Act, the Commission on Environmental Quality shall make every effort to attain the following designated key performance target levels associated with each item of appropriation.

COMMISSION ON ENVIRONMENTAL QUALITY
(Continued)

	<u>2016</u>	<u>2017</u>
A. Goal: ASSESSMENT, PLANNING AND PERMITTING		
Outcome (Results/Impact):		
Annual Percent of Stationary and Mobile Source Pollution Reductions in Ozone Nonattainment Areas	3%	3%
Nitrogen Oxides (NOx) Emissions Reduced through the Texas Emissions Reduction Plan (TERP)	38.2	34.5
Percent of Texans Living Where the Air Meets Federal Air Quality Standards	50%	49%
Percent of Classified Texas Surface Water Meeting or Exceeding Water Quality Standards	62.9%	62.9%
Annual Percent Decrease in the Toxic Releases in Texas	2%	2%
A.1.1. Strategy: AIR QUALITY ASSESSMENT AND PLANNING		
Output (Volume):		
Number of Point Source Air Quality Assessments	1,967	1,967
Number of Area Source Air Quality Assessments	2,250	2,250
Number of Mobile Source On-road Air Quality Assessments	1,013	1,013
Number of Tons of Nitrogen Oxides Reduced Per Year through Texas Emissions Reduction Plan Expenditures	7,445	7,445
Number of Vehicles Repaired and/or Replaced through LIRAP Assistance	17,000	17,000
Efficiencies:		
Average Cost of Low Income Repair Assistance Program (LIRAP) Vehicle Emissions Repairs/Retrofits	525	525
Average Cost Per Ton of Nitrous Oxides Reduced through Texas Emissions Reduction Plan Expenditures	7,500	7,500
A.1.2. Strategy: WATER ASSESSMENT AND PLANNING		
Output (Volume):		
Number of Surface Water Assessments	56	58
Number of Groundwater Assessments	54	54
Number of Dam Safety Assessments	800	800
A.1.3. Strategy: WASTE ASSESSMENT AND PLANNING		
Output (Volume):		
Number of Active Municipal Solid Waste Landfill Capacity Assessments	195	195
A.2.1. Strategy: AIR QUALITY PERMITTING		
Output (Volume):		
Number of State and Federal New Source Review Air Quality Permit Applications Reviewed	9,500	9,500
Number of Federal Air Quality Operating Permits Reviewed	800	800
A.2.2. Strategy: WATER RESOURCE PERMITTING		
Output (Volume):		
Number of Applications to Address Water Quality Impacts Reviewed	10,645	18,739
Number of Concentrated Animal Feeding Operation (CAFO) Authorizations Reviewed	50	50
A.2.3. Strategy: WASTE MANAGEMENT AND PERMITTING		
Output (Volume):		
Number of Nonhazardous Waste Permit Applications Reviewed	275	275
Number of Hazardous Waste Permit Applications Reviewed	200	200
A.2.4. Strategy: OCCUPATIONAL LICENSING		
Output (Volume):		
Number of Examinations Processed	10,200	11,200
B. Goal: DRINKING WATER		
Outcome (Results/Impact):		
Percent of Texas Population Served by Public Water Systems Which Meet Drinking Water Standards	93%	93%
B.1.1. Strategy: SAFE DRINKING WATER		
Output (Volume):		
Number of Public Drinking Water Systems Which Meet Primary Drinking Water Standards	6,630	6,635
Number of Drinking Water Samples Collected	49,338	51,858
C. Goal: ENFORCEMENT AND COMPLIANCE SUPPORT		
Outcome (Results/Impact):		
Percent of Inspected or Investigated Air Sites in Compliance	98%	98%
Percent of Inspected or Investigated Water Sites and Facilities in Compliance	97%	97%
Percent of Inspected or Investigated Waste Sites in Compliance	97%	97%

COMMISSION ON ENVIRONMENTAL QUALITY
(Continued)

Percent of Identified Noncompliant Sites and Facilities for Which Timely and Appropriate Enforcement Action Is Taken	85%	85%
Percent of Administrative Penalties Collected	82%	82%
C.1.1. Strategy: FIELD INSPECTIONS & COMPLAINTS		
Output (Volume):		
Number of Inspections and Investigations of Air Sites	11,177	11,177
Number of Inspections and Investigations of Water Rights Sites	38,600	38,600
Number of Inspections and Investigations of Water Sites and Facilities	12,865	12,865
C.1.2. Strategy: ENFORCEMENT & COMPLIANCE SUPPORT		
Output (Volume):		
Number of Environmental Laboratories Accredited	285	285
Number of Small Businesses and Local Governments Assisted	66,000	66,000
C.1.3. Strategy: POLLUTION PREVENTION RECYCLING		
Output (Volume):		
Number of Presentations, Booths, and Workshops Conducted on Pollution Prevention/Waste Minimization and Voluntary Program Participation	125	125
D. Goal: POLLUTION CLEANUP		
Outcome (Results/Impact):		
Percent of Leaking Petroleum Storage Tank Sites Cleaned up	93%	93%
Total Number of Superfund Remedial Actions Completed	122	125
Percent of Voluntary and Brownfield Cleanup Properties Made Available for Commercial, Industrial and Community Redevelopment, or Other Economic Reuse	70%	70%
D.1.1. Strategy: STORAGE TANK ADMIN & CLEANUP		
Output (Volume):		
Number of Petroleum Storage Tank Cleanups Completed	200	200
Efficiencies:		
Average Time (days) to Authorize a State Lead Contractor to Perform Corrective Action Activities	60	60
D.1.2. Strategy: HAZARDOUS MATERIALS CLEANUP		
Output (Volume):		
Number of Voluntary and Brownfield Cleanups Completed	61	61
Number of Superfund Sites in Texas Undergoing Evaluation and Cleanup	42	41
Number of Superfund Remedial Actions Completed	3	3
Number of Dry Cleaner Remediation Program Site Cleanups Completed	2	2
Explanatory:		
Total Number of Superfund Sites in Post - Closure Care (O+M) Phase	33	36

2. **Capital Budget.** None of the funds appropriated above may be expended for capital budget items except as listed below. The amounts shown below shall be expended only for the purposes shown and are not available for expenditure for other purposes. Amounts appropriated above and identified in this provision as appropriations either for "Lease Payments to the Master Lease Purchase Program" or for items with an "(MLPP)" notation shall be expended only for the purpose of making lease-purchase payments to the Texas Public Finance Authority pursuant to the provisions of Government Code, §1232.103.

	<u>2016</u>	<u>2017</u>
a. Acquisition of Information Resource Technologies		
(1) Personal Computer Replacement	\$ 672,754	\$ 500,434
(2) Technology Operations and Security Infrastructure	619,253	586,500
(3) Telecommunications Migration and Regional Phone Replacement	750,000	300,000
(4) Printer Replacement	<u>\$ 97,501</u>	<u>\$ 0</u>
Total, Acquisition of Information Resource Technologies	<u>\$ 2,139,508</u>	<u>\$ 1,386,934</u>
b. Transportation Items		
(1) Vehicles and Other Transportation Items	\$ 1,426,000	\$ 754,000

COMMISSION ON ENVIRONMENTAL QUALITY
(Continued)

c. Acquisition of Capital Equipment and Items			
(1) Monitoring and Analysis Equipment	\$	2,660,590	\$ 210,000
d. Data Center Consolidation			
(1) Data Center Consolidation	\$	11,663,310	\$ 12,122,879
Total, Capital Budget		<u>\$ 17,889,408</u>	<u>\$ 14,473,813</u>
Method of Financing (Capital Budget):			
General Revenue Fund	\$	4,453,592	\$ 4,238,766
<u>General Revenue Fund - Dedicated</u>			
Used Oil Recycling Account No. 146		6,016	6,016
Clean Air Account No. 151		3,835,883	3,058,862
Water Resource Management Account No. 153		2,142,062	1,811,985
Watermaster Administration No. 158		280,000	0
TCEQ Occupational Licensing Account No. 468		46,160	46,160
Waste Management Account No. 549		2,356,707	2,134,691
Hazardous and Solid Waste Remediation Fee Account No. 550		2,199,944	2,062,809
Petroleum Storage Tank Remediation Account No. 655		421,901	586,917
Texas Emissions Reduction Plan Account No. 5071		36,680	50,000
Operating Permit Fees Account No. 5094		2,110,463	477,607
Subtotal, General Revenue Fund - Dedicated	\$	<u>13,435,816</u>	<u>\$ 10,235,047</u>
Total, Method of Financing		<u>\$ 17,889,408</u>	<u>\$ 14,473,813</u>

3. **Authorization: Aircraft Chartering.** Notwithstanding any other provision of this Act, the Texas Commission on Environmental Quality is authorized to spend appropriated funds for the chartering of aircraft for the purposes of monitoring environmental quality and the enforcement of environmental and water rights laws of the State.
4. **Local Air Pollution Grants Allocation.** Out of the amounts appropriated above, no less than \$2,658,228 in each fiscal year out of the Clean Air Account No. 151 in Strategy A.1.1, Air Quality Assessment and Planning, shall be utilized to fund grants or cooperative agreements with eligible local air pollution programs under Health and Safety Code, §382.0622. The combined federal and state share of the funding for any such local air pollution programs shall not exceed 67 percent of the total allocation to the programs, with the local share being based on the local dollars allocated pursuant to maintenance-of-effort requirements for federal air pollution grants.
5. **Fee Revenue: Pollution Control Equipment Exemptions.** Amounts appropriated above include \$225,116 each fiscal year from fee revenue collected pursuant to Tax Code, §11.31, beginning with the effective date of this Act out of the General Revenue Fund in Strategy C.1.3, Pollution Prevention, Recycling, and Innovative Programs, for the purpose of determining whether pollution control equipment is exempt from taxation.

In addition to amounts appropriated above, any amounts collected by the Texas Commission on Environmental Quality pursuant to Tax Code, §11.31 on or after September 1, 2015, in excess of \$225,116 in each fiscal year of the biennium are appropriated to the agency.
6. **Authorization: Operating Fund.** The Texas Commission on Environmental Quality (TCEQ) is authorized to make transfers from any appropriation made to TCEQ into a single account in the General Revenue Fund known as the "Texas Commission on Environmental Quality Operating Fund" for the purpose of making expenditures for which appropriations were made in this Act. After the expenditures have been made from the fund and as soon as the proper strategies have been identified, TCEQ shall process adjustments to the Comptroller in summary accounts to facilitate accurate cost allocations; provided, however, that each special account and fund shall be used for the purposes in current law and nothing shall be done to jeopardize or divert the special accounts and funds or any portion thereof including federal aid.
7. **Appropriation: Air Quality Planning.** Amounts appropriated above include \$6,000,500 for the biennium out of the Clean Air Account No. 151 in Strategy A.1.1, Air Quality Assessment and Planning, for air quality planning activities to reduce ozone in areas not designated as nonattainment areas during the 2014-15 biennium and as approved by the Texas Commission on Environmental Quality (TCEQ). These areas may include Waco, El Paso, Beaumont, Austin, Corpus Christi, Granbury, Killeen-Temple, Longview-Tyler-Marshall, San Antonio, and Victoria.

COMMISSION ON ENVIRONMENTAL QUALITY
(Continued)

These activities may be carried out through interlocal agreements and may include: identifying, inventorying, and monitoring of pollution levels; modeling pollution levels; and the identification, quantification, implementation of appropriate locally enforceable pollution reduction controls; and the submission of work plans to be submitted to the TCEQ. The TCEQ shall allocate \$350,000 to each area and the remaining funds to each area based on population in excess of 350,000. The grant recipients shall channel the funds to those projects most useful for the State Implementation Plan (SIP).

8. **Contract with the State Office of Administrative Hearings.** Amounts appropriated above include \$816,000 in each fiscal year of the biennium to cover the cost of contracting with the State Office of Administrative Hearings (SOAH) for funding SOAH's Natural Resources Division for the purpose of conducting administrative hearings and for related expenses. The Texas Commission on Environmental Quality (TCEQ) and the (SOAH) may not enter into a contract for an amount less than the amounts specified SOAH. If the SOAH determines, at the end of each fiscal year, that the amount paid under the contract exceeds the necessary funding, it shall refund the difference to TCEQ. If the SOAH determines that the amounts are insufficient to fund the Natural Resources Division, the SOAH may enter into negotiations with TCEQ in order to renegotiate the interagency contract to provide additional funds for administrative hearings. The SOAH is not appropriated any state funds from such renegotiated contracts until it gives written notice to the Legislative Budget Board and the Governor, together with written permission of the agency.
9. **Texas Parks and Wildlife Environmental Special Investigations Unit.** Amounts appropriated above include \$225,000 each fiscal year out of the Waste Management Account No. 549 in Strategy C.1.2, Enforcement and Compliance Support, for the purpose of supporting the Texas Parks and Wildlife Department's Environmental Special Investigations Unit to enforce state and federal laws on illegal dumping. This appropriation is contingent on a memorandum of understanding and an interagency transfer of the funds between the Texas Parks and Wildlife Department and the Texas Commission on Environmental Quality to jointly administer the program. Any unexpended balance of this appropriation from fiscal year 2016 is appropriated for the same purpose for fiscal year 2017.
10. **Federal Funds and Capital Budget Expenditures.** To comply with the legislative intent to maximize the use of federal funds and to fulfill grant requirements required for the receipt and expenditure of federal funds, the Texas Commission on Environmental Quality (TCEQ) is exempted from the Capital Budget Rider Provisions contained in Article IX of this Act, "Limitations on Expenditures - Capital Budget", when federal funds are received in excess of amounts identified in the agency's Capital Budget Rider and such funds are federally designated solely for the purchase of specific capital items. In addition, TCEQ is exempted from the Capital Budget Rider provisions within Article IX of this Act when funds are received in the form of gifts to the agency in excess of amounts identified in the agency's Capital Budget Rider and such funds are designated solely for the purchase of specific capital items. The TCEQ shall notify the Legislative Budget Board and the Governor upon receipt of such federal funds or gift proceeds, of the amount received and items to be purchased.
11. **Appropriation: Refinement and Enhancement of Modeling to Demonstrate Attainment with the Clean Air Act.** Amounts appropriated above include \$750,000 in fiscal year 2016 out of the Clean Air Account No. 151 in Strategy A.1.1, Air Quality Assessment and Planning, for research to obtain the data and information to refine and enhance any model used to demonstrate attainment with the National Ambient Air Quality Standard (NAAQS) and to assess air quality associated with other pollutants under the Federal Clean Air Act during the biennium beginning on September 1, 2015. These funds may also be used to collect and analyze data and procure appropriate computing tools for modeling to demonstrate attainment with the National Ambient Air Quality Standard for Ozone and other pollutants. The Commission on Environmental Quality may contract as necessary to carry out these activities.
12. **Reallocation of Revenue and Balances for Certain Accounts.** Pursuant to Water Code, §5.707, and notwithstanding provisions of Article IX, Sec 14.01, Appropriation Transfers, in this Act, the Texas Commission on Environmental Quality is authorized to reallocate not more than 7 percent of the All Funds amount identified in the Method of Finance above from the following accounts (consisting of revenues and balances) to be used for purposes identified in the above strategies.

Used Oil Recycling Account No. 146
Clean Air Account No. 151
Water Resource Management Account No. 153

COMMISSION ON ENVIRONMENTAL QUALITY
(Continued)

Watermasters Administration Account No. 158
Occupational Licensing Account No. 468
Waste Management Account No. 549
Hazardous and Solid Waste Remediation Fee Account No. 550
Petroleum Storage Tank Remediation Account No. 655
Solid Waste Disposal Account No. 5000
Dry Cleaning Facility Release Account No. 5093
Operating Permit Fees Account No. 5094

The Commission shall notify the Governor and the Legislative Budget Board of any decision to reallocate funds between accounts prior to any such reallocations.

- 13. Appropriations Limited to Revenue Collections: Automobile Emission Inspections.** Amounts appropriated above out of the Clean Air Account No. 151 in Strategy A.1.1, Air Quality Assessment and Planning, include \$1,985,184 in each fiscal year of the 2016-17 biennium for the operation of the vehicle emissions inspection and maintenance program pursuant to §382.202, Health and Safety Code. These funds are for the purpose of developing, administering, evaluating, and maintaining the vehicle emissions inspection and maintenance program, including federally required reporting measures to demonstrate compliance with applicable federal and state laws.

In addition, if additional counties enter the vehicle emissions inspection and maintenance program during fiscal years 2016-17, 20 percent of revenues generated from the vehicle emissions and inspections fee established in Health and Safety Code, §382.202(e) in the additional counties in each fiscal year are hereby appropriated to the Texas Commission on Environmental Quality for the same purposes.

It is the intent of the Legislature that 20 percent of the fees authorized and generated by the operation of the vehicle emissions inspection and maintenance program cover, at a minimum, the costs of the appropriations made above, as well as the "Other direct and indirect costs" associated with the program, appropriated elsewhere in this Act. "Other direct and indirect costs" for the vehicle emissions inspection and maintenance program are estimated to be \$261,048 for fiscal year 2016 and \$271,408 for fiscal year 2017. In the event that actual and/or projected revenue collections are insufficient to offset the costs identified by this provision, the Legislative Budget Board may direct that the Comptroller of Public Accounts reduce the appropriation authority provided above to be within the amount of revenue expected to be available.

- 14. Appropriation: Administration Costs for the Texas River Compact Commissions.** Out of the amounts appropriated above, except amounts appropriated above in Goal E, River Compact Commissions, the Texas Commission on Environmental Quality shall allocate at least \$43,750 for fiscal year 2016 and \$49,750 for fiscal year 2017 to provide for operating costs for the Texas River Compact Commissions. In addition, \$10,700 each fiscal year out of amounts appropriated above, except from amounts appropriated in Goal E, shall be used for support and administrative services for the commissions.
- 15. Appropriation: Environmental Radiation and Perpetual Care.¹¹** In the event of an incident involving the release of radioactive material at a disposal, source material recovery, processing, or storage facility licensed by the Texas Commission on Environmental Quality (TCEQ), the TCEQ is appropriated any revenues from TCEQ licensees, including the proceeds of securities and interest earned, deposited to the credit of the General Revenue Fund pursuant to Health and Safety Code, §401.306 (b) and §401.301 (d) during the biennium beginning September 1, 2015 (estimated to be \$0). The funds shall be used in Strategy A.3.1, Radioactive Materials Management, to mitigate radioactive pollution resulting from activities of a TCEQ licensee as provided in Health and Safety Code, §401.306 (c)-(e).

Contingent on enactment of legislation by the Eighty-fourth Legislature re-creating the Environmental Radiation and Perpetual Care Account within the General Revenue Fund, the TCEQ is appropriated any revenue deposited or transferred to that account from TCEQ licensee, including the proceeds of securities and interest earned, pursuant to Health and Safety Code, §401.306 (b) and §401.301 (d) during the biennium beginning September 1, 2015 (estimated to be \$0). The funds shall be used in Strategy A.3.1, Radioactive Materials Management, to mitigate radioactive pollution resulting from activities of a TCEQ licensee as provided in Health and Safety Code, §401.306 (c)-(e), or as provided by the legislation.

COMMISSION ON ENVIRONMENTAL QUALITY

(Continued)

16. Nuisance Surveys for the Economically Distressed Areas Program. Out of amounts appropriated above out of the General Revenue Fund in Strategy A.1.2, Water Resource Assessment and Planning, the Texas Commission on Environmental Quality shall reimburse the Department of State Health Services (DSHS) for costs incurred by DSHS in conducting nuisance surveys for applicants for financial assistance through the Economically Distressed Areas program administered by the Water Development Board. The Commission shall reimburse such costs through Interagency Contracts with (DSHS) in an amount not to exceed a total of \$250,000 for the biennium beginning on September 1, 2015.

17. Reimbursement of Advisory Committees. Pursuant to Government Code, §2110.004, reimbursement of expenses for advisory committee members out of funds appropriated above is limited to the following advisory committees:

- Irrigators Advisory Council
- Small Business Compliance Advisory Panel
- Municipal Solid Waste Management and Resource Recovery Advisory Council
- Dry Cleaners Advisory Committee
- Tax Relief for Pollution Control Property Advisory Committee

18. Unexpended Balance Authority within the Biennium. Any unobligated and unexpended balances remaining as of August 31, 2016 in appropriations made to the Commission on Environmental Quality are appropriated for the same purposes for the fiscal year beginning on September 1, 2016.

19. Authorization: Water and Air Program Fee Rates. To provide for the recovery of costs of processing certain water and air applications, the following fee rates are established pursuant to Government Code, Chapter 316, Subchapter E, to be effective during the biennium beginning on September 1, 2015.

The maximum rate for the fees authorized in Water Code, §§5.701 (b-c), shall be \$2,000.

The maximum rate for fees authorized in Health and Safety Code, §382.062, shall be \$80,000.

20. Texas Emissions Reduction Plan (TERP): Grants and Administration. Amounts appropriated above in Strategy A.1.1, Air Quality Assessment and Planning, include \$118,124,844 in fiscal year 2016 and \$118,138,163 in fiscal year 2017 out of the Texas Emissions Reduction Plan (TERP) Account No. 5071. Pursuant to Health and Safety Code §386.252, the table below provides an estimated allocation for the TERP Account No. 5071 appropriations for each authorized use of the funds for the 2016-17 biennium.

<u>PROGRAMS</u>	<u>2016</u>	<u>2017</u>
TCEQ Administration	\$ 4,724,994	\$ 4,725,527
Regional Air Monitoring Program	\$ 3,000,000	\$ 3,000,000
Emissions Reduction Incentive Grants	\$61,733,913	\$61,741,371
Texas Clean Fleet Program (minimum)	\$ 5,906,242	\$ 5,906,908
Texas Clean School Bus (maximum)	\$ 4,724,994	\$ 4,725,527
Texas Natural Gas Vehicle Grant Program (minimum)	\$18,899,975	\$18,902,106
Clean Transportation Triangle Program (maximum)	\$ 5,906,242	\$ 5,906,908
Alternative Fueling Facilities Program	\$ 5,906,242	\$ 5,906,908
New Technology Implementation Grants (maximum)	\$ 3,543,745	\$ 3,544,145
Health Effects Study (maximum)	\$ 200,000	\$ 200,000
Research	\$ 1,000,000	\$ 1,000,000
Energy Systems Laboratory Contract (maximum)	\$ 216,000	\$ 216,000
Drayage Truck incentive Program (minimum)	<u>\$ 2,362,497</u>	<u>\$ 2,362,763</u>
 TOTAL	 \$118,124,844	 \$118,138,163

The TCEQ is authorized to reallocate unexpended balances between programs to meet the objectives of the TERP program, provided such reallocations are within the statutory limitations on the use of TERP Account No. 5071 as set forth in Health and Safety Code §386.252.

21. Contingency Appropriation: Revenue from Increased Fee Rates at Watermaster Offices. In addition to amounts appropriated above in Strategy A.2.2, Water Resource Permitting, fee revenues collected and deposited to the credit of the Watermaster Administration Account No. 158 from additional fees generated pursuant to Water Code, §11.329 due to the implementation of

COMMISSION ON ENVIRONMENTAL QUALITY
(Continued)

increased fee rates at the watermaster offices and in excess of the Comptroller's Biennial Revenue Estimate for 2016-17 (estimated to be \$0) are appropriated to the Commission on Environmental Quality (TCEQ) for the biennium beginning on September 1, 2015. These funds shall be used for operating costs of the watermaster offices.

This appropriation is contingent upon the TCEQ and the watermaster offices assessing fees sufficient to generate, during the 2016-17 biennium, revenue to cover the appropriations out of the Watermaster Administration Account No. 158. In the event that actual and/or projected revenue collections are insufficient to offset the costs identified by this provision, the Comptroller of Public Accounts shall reduce the appropriation authority provided above to be within the amount of revenue expected to be available. The TCEQ and the watermaster offices, upon completion of necessary actions to assess or increase additional fees, shall furnish copies of minutes and other information supporting the estimated revenues to be generated for the 2016-17 biennium under the revised fee structure to the Comptroller of Public Accounts. If the Comptroller finds the information sufficient to support the projection of increased revenues in excess of those estimated in the Biennial Revenue Estimate for 2016-17, a finding of fact to that effect shall be issued and the contingent appropriation shall be made available for the intended purpose.

- 22. Aggregate Operations.** Amounts appropriated above in Strategy C.1.1, Field Inspections and Complaint Response, the Commission on Environmental Quality shall be used to conduct aerial observations at least twice per fiscal year to ensure enforcement of existing statutes and rules relating to aggregate operations.
- 23. Petroleum Storage Tank Administration: Temporary and Contract Worker Exemption from the Limitation on Full-Time Equivalent (FTE) Positions.** For the purposes of implementing Petroleum Storage Tank activities identified in Water Code, §26.3573 (d), the TCEQ is exempt from provisions of Article IX relating to the inclusion of temporary or contract workers in the calculation of the number of Full-Time Equivalent (FTE) positions by a state agency.
- 24. Low-Income Vehicle Repair Assistance, Retrofit, and Accelerated Vehicle Retirement Program (LIRAP).** Amounts appropriated above out of the Clean Air Account No. 151 in Strategy A.1.1, Air Quality Assessment and Planning, include \$43,467,055 in each fiscal year of the 2016-17 biennium in estimated fee revenues from vehicle inspection and maintenance fees generated pursuant to Health and Safety Code, §§382.202 and 382.302, to fund the Low-income Vehicle Repair Assistance, Retrofit, and Accelerated Vehicle Retirement Program (LIRAP). Out of these amounts, not more than \$252,903 in each fiscal year shall be used by the Texas Commission on Environmental Quality (TCEQ) for costs associated with administering the LIRAP as authorized in Health and Safety Code, §382.202, and all remaining funds shall be used as LIRAP grants to local governments.

Amounts appropriated above in Strategy A.1.1, Air Quality Assessment and Planning, also include \$4,829,673 in each fiscal year of the 2016-17 biennium out of the Clean Air Account No. 151 to be used only for purposes authorized in Chapter 382 of the Health and Safety Code for county-implemented local initiatives projects to reduce air emissions.

Amounts appropriated above for LIRAP grants and local initiative projects also include an estimated \$1,196,172 each fiscal year in estimated fee revenue generated from Travis County and \$483,736 each fiscal year in estimated LIRAP fee revenue generated from Williamson County. The TCEQ shall allocate, at a minimum, the estimated revenue amounts collected in each of the counties during the 2016-17 biennium to provide LIRAP grants and local initiatives projects in those counties.

In addition to the amounts appropriated above, any additional revenues from vehicle inspection and maintenance fees generated from additional counties participating in the LIRAP beginning on or after September 1, 2015 are appropriated to the TCEQ for the biennium. Such funds shall be used to provide grants to local governments and to cover administrative costs of the TCEQ in administering the LIRAP.

- 25. Petroleum Storage Tank Responsible Party Remediation.** It is the intent of the Legislature that the Commission on Environmental Quality (TCEQ) prioritize the use of funds appropriated above out of the Petroleum Storage Tank Remediation Account No. 655 to address the continued remediation and monitoring of sites transferred from the responsible party remediation program to the state lead program pursuant to Water Code, §26.3573, Subsection (r-1). Notwithstanding this provision, in prioritizing sites the TCEQ shall consider the risks associated with all sites requiring

COMMISSION ON ENVIRONMENTAL QUALITY

(Continued)

remediation and monitoring, as well as the availability of funds. In selecting contractors to perform remediation services at these transferred sites, the Executive Director of the TCEQ may make direct awards to existing contractors who are otherwise eligible for award to ensure that the continued remediation of these sites progresses in the most efficient and cost-effective manner which presents the least risk of disrupting ongoing remediation and monitoring activities.

- 26. Appropriation: Fee Revenue for Brazos River Watermaster Program.** Appropriations made above to the Commission on Environmental Quality include an amount not to exceed \$736,799 in fiscal year 2016 and not to exceed \$460,820 in fiscal year 2017 in Strategy A.2.2, Water Resource Permitting, in fee revenues collected and deposited to the Watermaster Administration Account No. 158. This appropriation shall be limited to amounts deposited to the Watermaster Administration Account No. 158 in excess of the Comptroller's Biennial Revenue Estimate for 2016-17. The funds shall be used to cover costs related to operations of the Brazos River watermaster program.
- 27. Appropriation: Unexpended Balances from Cost Recovery for Site Remediation and Cleanups.** In addition to amounts appropriated above, any unobligated and unexpended balances as of August 31, 2015 (estimated to be \$0), remaining in the Hazardous and Solid Waste Remediation Fee Account No. 550 which were received from responsible parties as cost recovery payments for site remediations and cleanups undertaken by the Commission on Environmental Quality (TCEQ) are appropriated to the TCEQ for the biennium beginning September 1, 2015. The funds shall be used to pay the cost of site cleanups and remediations during the biennium.
- 28. Litigation Expenses for the Rio Grande Compact Commission.** Amounts appropriated above out of the General Revenue Fund in Strategy E.1.4, Rio Grande River Compact, include \$5,000,000 in fiscal year 2016 to be used to cover expenses incurred by the Rio Grande Compact Commission relating to investigations and legal expenses resulting from litigation between the State of Texas and the State of New Mexico over the equitable distribution of water according to the Rio Grande Compact. Any unobligated and unexpended balances remaining from this appropriation on August 31, 2016, are appropriated for the fiscal year beginning on September 1, 2016.
- 29. Barnett Shale Permit By Rule Study.** The Texas Commission on Environmental Quality (TCEQ) is not authorized to expend any funds appropriated in this Act to implement a rule that would extend 30 Texas Administrative Code, §106.352, Oil and Gas Handling Production Facilities, Rule Project No. 2010-018-106-PR ("Barnett Shale permit by rule") to oil and gas sources located outside the 23-county area of the Barnett Shale identified in subsection (a)(1) of the Barnett Shale permit by rule region ("Barnett Shale Region") until after August 31, 2017 and until after the agency conducts a study and files a report with the Legislature on the economic impact of extending the provisions of the Barnett Shale permit by rule to other areas of the state. Such a study may be funded through (1) grants, awards, or other gifts made to the TCEQ for that purpose; (2) funds directed to this study through supplemental environmental projects; or (3) by the use of the Texas Emissions Reduction Plan funds, as available. The study shall:
- (a) Be based on data collected during the 18-month period following initial implementation of the Barnett Shale permit by rule in the Barnett Shale Region;
 - (b) Assess the technical feasibility and economic reasonableness of the implementation of the Barnett Shale permit by rule in geographic areas outside of the Barnett Shale Region, including an assessment of the economic impacts on the oil and gas industry and the Texas economy; and
 - (c) Assess any other factors the TCEQ deems relevant.

Nothing in this rider shall be construed to limit the TCEQ's authority to develop a permit by rule or other authorization for planned maintenance, startup, and shutdown emissions from oil and gas sources located outside the Barnett Shale Region.

- 30. Appropriation: Expedited Processing of Permit Applications.¹** Included in amounts appropriated above out of the Clean Air Account No. 151 in Strategy A.2.1, Air Quality Permitting, is \$525,000 for the biennium for contract labor, overtime and compensatory pay, or other costs incurred to support the expedited processing of permit applications. The Commission on Environmental Quality is authorized to compensate employees who perform expedited air permits twice the hourly rate for time worked in excess of their regularly scheduled work hours. For the purposes of the expedited permit process, the TCEQ is exempt from provisions of Article IX relating to the inclusion of temporary or contract workers in the calculation of the number of Full-Time Equivalent (FTE) positions.

COMMISSION ON ENVIRONMENTAL QUALITY
(Continued)

Also included in the amounts appropriated above out of the Clean Air Account No. 151 in Strategy A.2.1, Air Quality Permitting, is an amount not to exceed \$475,000 in fiscal year 2016 from fee revenues collected and deposited to the account from expedited permit review surcharges assessed in accordance with Health and Safety Code, § 382.05155. These funds are provided for costs incurred to support the expedited permitting process.

Any unexpended balances remaining in these appropriations on August 31, 2016 in this appropriation are appropriated for the same purposes for the fiscal year beginning on September 1, 2016.

- 31. Targeted Salary Increase for Job Classifications with High Turnover Rates.** Amounts appropriated above include \$1,000,000 in each fiscal year from various methods of financing and in various strategies above to be used to provide salary increases for specialized job classifications with the highest turnover rates based on the most recent State Auditor's Office data available. These classifications may include accountants, attorneys, auditors, chemists, contract specialists, electronic technicians, engineers, engineering specialists, geoscientists, hydrologists, planners, systems analysts, and administrators. The amount identified in this rider for salary increases for positions with high turnover rates shall only be used by the agency for that purpose.

¹ Incorporates Rider 30, Appropriation for Expedited Processing of Permit Applications, resulting in reallocation of funds previously included in Supplemental Appropriations Made in Riders of \$475,000 in FY 2016 out of the Clean Air Account No. 151.

² Incorporates Article IX, §18.31, of this Act, due to enactment of HB 7, 84th Legislature, Regular Session, relating to certain fiscal matters affecting governmental entities, resulting in an increase of \$1,700,000 in fiscal year 2016 out of the Hazardous and Solid Waste Remediation Fee Account No. 550 for the environmental remediation of a closed battery recycling facility during the 2016-17 biennium.

³ Incorporates Article IX, §18.17, of this Act, due to enactment of HB 942, 84th Legislature, Regular Session, relating to the storage of certain hazardous chemicals, which transfers the duties relating to the regulation of such chemicals from the Department of State Health Services (DSHS) to the Texas Commission on Environmental Quality (TCEQ), resulting in increases of \$1,044,591 in FY 2016 and \$1,298,797 in FY 2017 out of the Workplace Chemicals List Account No. 5020 and increases 12.5 FTEs each fiscal year of the biennium. Increases in FY 2016 exceed estimated amounts identified in Article IX, §18.17, of this Act, by \$151,496 for program transfers occurring on September 1, 2015, as required by HB 942, instead of January 1, 2016, as was contemplated in the contingency rider language.

⁴ Article IX, §18.02, of this Act, increases the salary of the Executive Director from \$205,556 to \$210,695.

⁵ Article IX, §18.02 of this Act increases the salary of the Commissioners from \$180,000 to \$184,500 per year.

⁶ Article IX, §18.02, of this Act, increases the salary of the Red River Commissioner from \$24,225 to \$24,831 per year.

⁷ Article IX, §18.02, of this Act, increases the salary of the Rio Grande Compact Commissioner from \$41,195 to \$42,225.

⁸ Article IX, §18.02, of this Act, increases the salary of the Sabine River Compact Commissioners from \$8,787 to \$9,007.

⁹ Article IX, §18.02, of this Act, increases the salary of the Canadian River Compact Commissioner from \$10,767 to \$11,036.

¹⁰ Article IX, §18.02, of this Act, increases the salary of the Pecos River Compact Commissioners from \$32,247 to \$33,053.

¹¹ HB 6, 84th Legislature, Regular Session, relating to the creation and re-creation of funds and accounts, was enacted, resulting in the re-creation of Environmental Radiation and Perpetual Care Account.

GENERAL LAND OFFICE AND VETERANS' LAND BOARD

	For the Years Ending	
	August 31, 2016	August 31, 2017
Method of Financing:		
General Revenue Fund ¹	\$ 47,109,438	\$ 17,645,086
<u>General Revenue Fund - Dedicated</u>		
Coastal Protection Account No. 027	10,384,294	10,384,294
Coastal Public Lands Management Fee Account No. 450	205,058	205,058

GENERAL LAND OFFICE AND VETERANS' LAND BOARD
(Continued)

Alamo Complex Account No. 5152, estimated	316,000	307,000
Subtotal, General Revenue Fund - Dedicated	<u>\$ 10,905,352</u>	<u>\$ 10,896,352</u>
Federal Funds	450,329,491	64,928,023
<u>Other Funds</u>		
Permanent School Fund No. 044	13,902,280	13,902,280
Texas Veterans Homes Administration Fund No. 374	3,460,770	3,460,770
Veterans Land Program Administration Fund No. 522	18,672,042	18,672,042
Appropriated Receipts	7,157,679	7,657,679
Interagency Contracts ¹	103,838	103,838
Subtotal, Other Funds	<u>\$ 43,296,609</u>	<u>\$ 43,796,609</u>
Total, Method of Financing	<u><u>\$ 551,640,890</u></u>	<u><u>\$ 137,266,070</u></u>
 This bill pattern represents an estimated 36.5% of this agency's estimated total available funds for the biennium.		
Number of Full-Time-Equivalents (FTE):	649.2	649.2
 Schedule of Exempt Positions:²		
Land Commissioner, Group 5	\$140,938	\$140,938
 Items of Appropriation:		
A. Goal: ENHANCE STATE ASSETS		
Enhance State Assets and Revenues by Managing State-owned Lands.		
A.1.1. Strategy: ENERGY LEASE MANAGEMENT & REV		
AUDIT	\$ 4,635,231	\$ 4,637,400
Assess State Lands' Revenue Potential & Manage Energy Leases/Revenues.		
A.1.2. Strategy: ENERGY MARKETING		
	\$ 712,828	\$ 733,970
A.1.3. Strategy: DEFENSE AND PROSECUTION		
	\$ 3,866,502	\$ 3,800,039
Royalty and Mineral Lease Defense and Prosecution.		
A.1.4. Strategy: COASTAL AND UPLANDS LEASING¹		
	\$ 4,352,901	\$ 4,236,093
Coastal and Uplands Leasing and Inspection.		
A.2.1. Strategy: ASSET MANAGEMENT		
	\$ 5,325,248	\$ 5,418,745
PSF & State Agency Real Property Evaluation/Acquisition/Disposition.		
A.2.2. Strategy: SURVEYING AND APPRAISAL		
	\$ 904,863	\$ 904,863
PSF & State Agency Surveying and Appraisal.		
A.3.1. Strategy: PRESERVE & MAINTAIN ALAMO COMPLEX		
	<u>\$ 28,566,000</u>	<u>\$ 3,557,000</u>
Preserve and Maintain the Alamo and Alamo Complex.		
Total, Goal A: ENHANCE STATE ASSETS	<u><u>\$ 48,363,573</u></u>	<u><u>\$ 23,288,110</u></u>
 B. Goal: PROTECT THE COASTAL ENVIRONMENT		
Protect the Environment, Promote Wise Resource Use, and Create Jobs.		
B.1.1. Strategy: COASTAL MANAGEMENT¹		
	\$ 12,681,629	\$ 3,775,300
B.1.2. Strategy: COASTAL EROSION CONTROL GRANTS¹		
	\$ 20,218,354	\$ 11,646,220
B.2.1. Strategy: OIL SPILL RESPONSE		
	\$ 5,309,959	\$ 5,029,062
B.2.2. Strategy: OIL SPILL PREVENTION		
	<u>\$ 4,779,035</u>	<u>\$ 4,787,650</u>
Total, Goal B: PROTECT THE COASTAL ENVIRONMENT	<u><u>\$ 42,988,977</u></u>	<u><u>\$ 25,238,232</u></u>
 C. Goal: VETERANS' LAND BOARD (VLB)		
Provide Benefit Programs to Texas Veterans.		
C.1.1. Strategy: VETERANS' LOAN PROGRAMS		
	\$ 12,307,799	\$ 12,316,622
C.1.2. Strategy: VETERANS' HOMES		
	\$ 3,839,056	\$ 3,830,233
State Veterans' Homes.		
C.1.3. Strategy: VETERANS' CEMETERIES		
	<u>\$ 7,599,697</u>	<u>\$ 7,120,400</u>
State Veterans' Cemeteries.		
Total, Goal C: VETERANS' LAND BOARD (VLB)	<u><u>\$ 23,746,552</u></u>	<u><u>\$ 23,267,255</u></u>

GENERAL LAND OFFICE AND VETERANS' LAND BOARD

(Continued)

D. Goal: DISASTER RECOVERY

Oversee Long-Term Disaster Recov thru Comm Econo Dev & Housing Proj.

D.1.1. Strategy: REBUILD HOUSING	\$ 227,242,518	\$ 65,472,473
Rebuild or repair Damaged Homes.		
D.1.2. Strategy: REBUILD INFRASTRUCTURE	\$ 209,299,270	\$ 0
Total, Goal D: DISASTER RECOVERY	\$ 436,541,788	\$ 65,472,473

Grand Total, GENERAL LAND OFFICE AND VETERANS' LAND BOARD	\$ 551,640,890	\$ 137,266,070
--	----------------	----------------

Object-of-Expense Informational Listing:

Salaries and Wages	\$ 43,781,406	\$ 43,797,191
Other Personnel Costs	1,717,804	1,711,353
Professional Fees and Services	17,191,393	6,886,727
Fuels and Lubricants	155,869	155,869
Consumable Supplies	290,834	279,178
Utilities	723,525	674,795
Travel	845,259	814,181
Rent - Building	902,368	933,711
Rent - Machine and Other	323,266	310,341
Other Operating Expense	8,823,219	7,595,151
Grants	441,580,008	69,537,516
Capital Expenditures	35,305,939	4,570,057

Total, Object-of-Expense Informational Listing	\$ 551,640,890	\$ 137,266,070
---	----------------	----------------

Estimated Allocations for Employee Benefits and Debt Service Appropriations Made Elsewhere in this Act:

Employee Benefits

Retirement	\$ 4,237,533	\$ 4,253,318
Group Insurance	7,424,186	8,096,676
Social Security	3,364,613	3,381,436
Benefits Replacement	121,264	109,744

Subtotal, Employee Benefits	\$ 15,147,596	\$ 15,841,174
-----------------------------	---------------	---------------

Debt Service

Lease Payments	\$ 243,512	\$ 231,070
----------------	------------	------------

Total, Estimated Allocations for Employee Benefits and Debt Service Appropriations Made Elsewhere in this Act	\$ 15,391,108	\$ 16,072,244
--	---------------	---------------

- 1. Performance Measure Targets.** The following is a listing of the key performance target levels for the General Land Office and Veterans' Land Board. It is the intent of the Legislature that appropriations made by this Act be utilized in the most efficient and effective manner possible to achieve the intended mission of the General Land Office and Veterans' Land Board. In order to achieve the objectives and service standards established by this Act, the General Land Office and Veterans' Land Board shall make every effort to attain the following designated key performance target levels associated with each item of appropriation.

	<u>2016</u>	<u>2017</u>
A. Goal: ENHANCE STATE ASSETS		
Outcome (Results/Impact):		
Percent of Permanent School Fund Uplands Acreage Leased	88%	88%
Annual Gross Rate of Return on Real Estate Special Fund Account (RESFA) Real Property Investments Made by the GLO on Behalf of the PSF	6%	6%
A.1.1. Strategy: ENERGY LEASE MANAGEMENT & REV AUDIT		
Output (Volume):		
Amount of Revenue from Audits/Lease Reconciliations	11,200,000	11,200,000
A.1.2. Strategy: ENERGY MARKETING		
Output (Volume):		
Average Monthly Volume of Gas Sold in Million British Thermal Units	1,200,000	1,225,000

GENERAL LAND OFFICE AND VETERANS' LAND BOARD

(Continued)

A.1.4. Strategy: COASTAL AND UPLANDS LEASING

Output (Volume):

Annual Revenue from Uplands Surface Leases	2,970,753	2,970,753
Annual Revenue from Coastal Leases	4,492,484	4,492,484

A.2.1. Strategy: ASSET MANAGEMENT

Explanatory:

Percent of Receipts Being Released to the State Board of Education / Texas Education Agency	6	6
---	---	---

A.3.1. Strategy: PRESERVE & MAINTAIN ALAMO COMPLEX

Efficiencies:

Alamo Operational Costs Per Visitor (In Dollars)	2.45	2.38
Alamo Net Revenue Per Visitor (In Dollars)	2.57	2.49

B. Goal: PROTECT THE COASTAL ENVIRONMENT

Outcome (Results/Impact):

Percent of Eroding Shorelines Maintained, Protected or Restored for Gulf Beaches and Other Shorelines	10%	15%
---	-----	-----

B.1.1. Strategy: COASTAL MANAGEMENT

Output (Volume):

Number of Coastal Management Program Grants Awarded	24	24
---	----	----

B.1.2. Strategy: COASTAL EROSION CONTROL GRANTS

Explanatory:

Cost/Benefit Ratio for Coastal Erosion Planning and Response Act Projects	8.4	8.4
---	-----	-----

B.2.1. Strategy: OIL SPILL RESPONSE

Output (Volume):

Number of Oil Spill Responses	700	700
-------------------------------	-----	-----

B.2.2. Strategy: OIL SPILL PREVENTION

Output (Volume):

Number of Prevention Activities - Vessels	1,603	1,603
---	-------	-------

C. Goal: VETERANS' LAND BOARD (VLB)

Outcome (Results/Impact):

Percent of Total Loan Income Used for Administrative Purposes	15%	15%
---	-----	-----

Percent of Delinquent Veterans Land Board Land Program Loans Removed from Forfeiture	75%	80%
--	-----	-----

C.1.1. Strategy: VETERANS' LOAN PROGRAMS

Output (Volume):

Number of Land and Home Improvement Loans Funded by the Veterans Land Board	1,500	1,600
---	-------	-------

C.1.2. Strategy: VETERANS' HOMES

Output (Volume):

Occupancy Rate at Veterans Homes	92%	92%
----------------------------------	-----	-----

D. Goal: DISASTER RECOVERY

D.1.1. Strategy: REBUILD HOUSING

Output (Volume):

Total Number of QA/QC Onsite Reviews Conducted	36	4
Total Number of QA/QC Desk Reviews Conducted	48	9

2. Capital Budget.¹ Funds appropriated above may be expended for capital budget items listed below. The amounts identified for each item may be adjusted or expended on other capital expenditures, subject to the aggregate dollar restrictions on capital budget expenditures provided in the General Provisions of this Act.

	<u>2016</u>	<u>2017</u>
a. Construction of Buildings and Facilities		
(1) Alamo Complex Construction and Renovation	\$ 2,629,433	\$ 2,556,375
(2) Texas State Veterans' Cemetery Construction	1,545,114	1,065,817
(3) Coastal Erosion Response Construction	13,229,252	7,428,769
(4) Oil Bilge Reclamation System	83,080	83,080
(5) Alamo Master Planning, Renovation and Land Acquisition	<u>\$ 25,000,000</u>	<u>\$ 0</u>
Total, Construction of Buildings and Facilities	<u>\$ 42,486,879</u>	<u>\$ 11,134,041</u>
b. Acquisition of Information Resource Technologies		
(1) Alamo Complex Information Technology	444,567	517,625
(2) Automated Field Operations System (AFOS)	250,000	0

GENERAL LAND OFFICE AND VETERANS' LAND BOARD

(Continued)

(3) Combined Systems Upgrade	240,000	240,000
(4) Server Rotation & Resiliency Project	186,500	186,500
(5) Oil and Gas Inspection Rewrite	250,000	250,000
(6) PC and Laptop Replacement	\$ 298,500	\$ 298,500
Total, Acquisition of Information Resource Technologies	\$ 1,669,567	\$ 1,492,625
c. Transportation Items		
(1) Replacement Boats	90,000	79,500
(2) Vehicles - Replacement	\$ 407,450	\$ 314,425
Total, Transportation Items	\$ 497,450	\$ 393,925
d. Acquisition of Capital Equipment and Items		
(1) Equipment - Replacement	\$ 125,000	\$ 87,000
Total, Capital Budget	\$ 44,778,896	\$ 13,107,591
Method of Financing (Capital Budget):		
General Revenue Fund	\$ 41,553,252	\$ 10,752,769
<u>General Revenue Fund - Dedicated</u>		
Coastal Protection Account No. 027	559,580	471,080
Subtotal, General Revenue Fund - Dedicated	\$ 559,580	\$ 471,080
Federal Funds	1,545,114	1,065,817
<u>Other Funds</u>		
Permanent School Fund No. 044	717,554	377,779
Veterans Land Program Administration Fund No. 522	403,396	440,146
Subtotal, Other Funds	\$ 1,120,950	\$ 817,925
Total, Method of Financing	\$ 44,778,896	\$ 13,107,591

3. **Per Diem: Boards, Commissions, and Councils.** Citizen members of the School Land Board, Veterans' Land Board, Boards for Lease, and the Coastal Coordination Advisory Committee may be paid per diem at a rate not to exceed the amount established elsewhere in this Act and actual expenses from funds appropriated above.

4. **Appropriation Source: Veterans' Land Program.** In addition to amounts appropriated above, all amounts necessary from the Veterans' Land Administration Fund No. 522 and the Veterans' Home Administration Fund No. 374 are appropriated to administer the Veterans' Land Program, Veterans' Housing Assistance Program, State Veterans' Homes, and Veterans' Cemeteries, including the amounts incurred in issuing bonds, in compensating a Housing Program Administrator, and in paying contracts for services rendered in administering the land and housing programs, as created and authorized by Article III, §49b of the Texas Constitution, as amended and Chapter 164 of the Natural Resources Code.

5. **Appropriation: Defense of Title to Permanent School Fund Real Property and Prosecution of Mineral Lease Claims or Cases.** Included in amounts appropriated above in Strategy A.1.3, Defense and Prosecution, is \$2,070,000 in each fiscal year of the 2016-17 biennium in Appropriated Receipts from funds recovered for the Permanent School Fund by the General Land Office from the prosecution of Relinquishment Act, royalty deficiency and other mineral lease claims or cases. Such funds are to be used for the defense of title to Permanent School Fund real property, and the prosecution of Relinquishment Act, royalty deficiency and other mineral lease claims or cases.

6. **Appropriation: Easement Fees for Use of State-owned Riverbeds.** Included in the amounts appropriated above in Strategy A.1.4, Coastal and Uplands Leasing, are all unencumbered balances on hand as of August 31, 2015 (not to exceed \$100,000 in Appropriated Receipts). In addition to amounts appropriated above, all amounts collected in Appropriated Receipts as easement fees for use of state-owned riverbeds pursuant to §51.297, Natural Resources Code, or agency rules, during the biennium beginning September 1, 2015 (estimated to be \$0) are appropriated for the biennium beginning on September 1, 2015 for the removal or improvement of unauthorized structures on Permanent School Fund real property.

GENERAL LAND OFFICE AND VETERANS' LAND BOARD

(Continued)

- 7. Reporting Requirements: Veterans' Land Board Loan Programs.** From amounts appropriated above, the General Land Office and Veterans' Land Board shall submit the following information on the Veterans' Land Board Housing and Land Loan Programs to the Bond Review Board on a semi-annual basis: the current and historical program cash flows for the last five fiscal years; a comparison of the net revenues of the programs to the debt service on the bonds; a comparison of actual to forecasted loan and investment income; and the number and dollar amount of foreclosures as a percentage of all active loans in the programs.
- 8. Real Property Investment Reporting.** The General Land Office shall submit to the Governor and the Legislature not later than September 1 of each even-numbered year and not later than January 1 of each odd-numbered year a report on investment activity in the Real Estate Special Fund Account of the Permanent School Fund No. 44 as prescribed in Natural Resources Code §51.412(a) and (b).
- 9. Appropriation: Shared Project Funds.** Included in amounts appropriated above out of Appropriated Receipts in Strategy B.1.2, Coastal Erosion Control Grants, are estimated receipts for shared project funds received in accordance with Natural Resources Code, Chapter 33, Subchapter H, §33.603(c)(1) and §33.604 (estimated to be \$2,625,000 for fiscal year 2016 and \$3,125,000 for fiscal year 2017).
- 10. Appropriation of Receipts: Real Property Sales and Mineral Royalties.** In addition to the amounts appropriated above, the General Land Office is appropriated all additional receipts from real property sales of the Real Estate Special Fund Account of the Permanent School Fund (PSF) No. 44 conducted by the General Land Office and all receipts from the lease of PSF land for mineral development mineral or royalty interests, real asset investments, or other interests, including revenue received from these sources, mineral estate in riverbeds, channels, and the tidelands, including islands, that are necessary to purchase fee or lesser interests in real property for the use and benefit of the PSF or for the purpose of purchasing easements for access to PSF land as authorized by Natural Resources Code §11.07, and for all purposes pursuant to Natural Resources Code §51.402.
- 11. Appropriation: Receipts and Account Balances for Surface Damages.** Included in the amounts appropriated above out of the Permanent School Fund No. 44 in Strategy A.2.1, Asset Management, is \$475,000 in each fiscal year of the biennium beginning on September 1, 2015 in receipts collected as surface damages pursuant to Natural Resources Code §§52.297, 53.115, 31.051, 51.291, 51.295, and 51.296. Such funds are appropriated for the purpose of funding conservation or reclamation projects, making permanent improvements on Permanent School Fund (PSF) real property, and making grants to a lessee of PSF real property for these purposes and for the purpose of purchasing easements for access to PSF land, as authorized by Natural Resources Code §11.079, and for maintaining and removing debris from a public beach within threatened areas included in a declared natural disaster, as authorized in Natural Resources Code, §61.067. In addition to the amounts appropriated above, additional revenues received from surface damage receipts during the biennium beginning on September 1, 2015 (estimated to be \$0) and surface damage receipts collected in the biennium beginning on September 1, 2013 that have not lapsed to the Real Estate Special Fund Account after two years from the date of collection as authorized in Natural Resources Code §53.155(e) are appropriated to the General Land Office for the same purposes.
- 12. Marketing, Acquisition, Disposition, and Management of Real Property Purchased by the Permanent School Fund.** Included in the amounts appropriated above out of the Permanent School Fund (PSF) No. 44 in Strategy A.2.1, Asset Management, are funds generated by the leasing of (PSF) real property surface interests to pay reasonable and necessary costs incurred by the General Land Office for the marketing, acquisition, disposition, and management of real property purchased with proceeds of the PSF (estimated to be \$1,520,000 in each fiscal year).
- 13. State Energy Marketing Program.** It is the intent of the Legislature that the General Land Office use a portion of the revenue from real property sales of the Permanent School Fund (PSF) and all receipts from the lease of PSF real property for mineral development, including royalties from existing and future active mineral leases of PSF land, to manage the State Energy Marketing Program as authorized by Natural Resources Code §31.401 and Utilities Code §§35.102 and 104.2545.
- 14. Interagency Contract with the Texas Veterans Commission.** Included in the amounts appropriated above to the General Land Office and Veterans' Land Board out of Interagency Contracts in Strategy C.1.1, Veterans' Loan Programs, is \$68,626 in each fiscal year from a

GENERAL LAND OFFICE AND VETERANS' LAND BOARD

(Continued)

contract established between the General Land Office and Veterans' Land Board and the Texas Veterans Commission (TVC) to fund operations of the TVC Call Center. Pursuant to Natural Resources Code §161.076, the General Land Office and Veterans Land Board and the Texas Veterans Commission shall enter into a memorandum of understanding regarding the funding and operations of the Veterans Commission Call Center.

15. **CDBG Disaster Reporting Requirement.** The General Land Office (GLO) shall provide a quarterly report to the Governor, the Legislative Budget Board, the House Appropriations Committee, the Senate Finance Committee, and to those members of the Legislature representing counties eligible for Community Development Block Grant (CDBG) Disaster funding, detailing the receipt and expenditures of CDBG disaster funds received by the GLO.
16. **Appropriation: Coastal Management and Coastal Erosion Control.**¹ Included in amounts appropriated above out of Interagency Contracts is \$318,827 in each fiscal year in Strategy A.1.4, Coastal and Uplands Leasing, \$2,159,954 in each fiscal year in Strategy B.1.1, Coastal Management, and \$8,830,793 in each fiscal year in Strategy B.1.2, Coastal Erosion Control Grants. The General Land Office (GLO) shall enter into an Interagency Contract with the Parks and Wildlife Department for coastal management and coastal erosion control purposes from proceeds of the Sporting Goods Sales Tax Transfer to the State Parks Account No. 64 in the amount of \$11,309,574 in each fiscal year.
17. **Appropriation: Preservation and Maintenance of the Alamo.** Included in the amounts appropriated above in Strategy A.3.1, Preserve and Maintain Alamo Complex, is \$750,000 out of the General Revenue Fund in each fiscal year. Also pursuant to Natural Resources Code, §31.454, all balances and amounts deposited into the General Revenue-Dedicated Alamo Complex Account No. 5152 (estimated to be \$316,000 in fiscal year 2016 and \$307,000 in fiscal year 2017), are appropriated above to the General Land Office and Veteran's Land Board in Strategy A.3.1, Preserve and Maintain Alamo Complex for the purposes authorized in Natural Resources Code, Chapter 31, Subchapter I.
18. **Preservation and Maintenance of the Alamo Complex.** Amounts appropriated in Strategy A.3.1, Preserve and Maintain the Alamo and Alamo Complex, include \$2,500,000 each fiscal year from General Revenue for the purpose of capital improvements and repairs to preserve and maintain facilities with the Alamo Complex, including the Alamo. Any unobligated and unexpended balances remaining as of August 31, 2016 in appropriations made to the General Land Office Veterans' Land Board are appropriated for the same purpose for the fiscal year beginning September 1, 2016.
19. **Closure of Rollover Pass.**¹ Amounts appropriated in Strategy B.1.2, Coastal Erosion Control Grants, include \$5,800,483 from General Revenue in fiscal year 2016 for the purpose of closing Rollover Pass on the Bolivar Peninsula. Any unobligated and unexpended balances remaining as of August 31, 2016 in appropriations made to the General Land Office Veterans' Land Board are appropriated for the same purpose for the fiscal year beginning September 1, 2016.
20. **Contingency Appropriation for Disaster Recovery Program.** Contingent upon notification by the Land Commissioner to the Legislative Budget Board of the depletion of federal funding from the Department of Housing and Urban Development, the Federal Emergency Management Agency, or any other federal source dedicated to providing funds in response to a federal or state declared disaster, included in amounts appropriated above in Strategies D.1.1, Rebuild Housing and D.1.2, Rebuild Infrastructure, is \$353,846 each fiscal year from General Revenue, or \$707,692 for the biennium, to retain 4.0 FTEs. Upon receipt of an approval letter from the Legislative Budget Board, the Comptroller shall make the funds available to the General Land Office (GLO), and GLO may transfer amounts between the two strategies as the agency deems appropriate.
21. **Transfer Authority.**³ Notwithstanding limitations on appropriation transfers contained in the General Provisions of this Act, the General Land Office and Veterans' Land Board, is authorized to direct agency resources within the General Land Office and Veterans' Land Board, and transfer such amounts appropriated above between strategy line items as follows:
 - a) between strategy line items and Strategies B.1.1, Coastal Management and B.1.2, Coastal Erosion Control Grants to manage cash flow issues related to receiving installments of the Interagency Contract for coastal erosion grants from the Texas Parks and Wildlife Department; and,
 - b) between Strategies D.1.1, Rebuild Housing and D.1.2, Rebuild Infrastructure, for disaster recovery functions.

GENERAL LAND OFFICE AND VETERANS' LAND BOARD

(Continued)

Contingent on the enactment of HB 158, or similar legislation prohibiting the use of the sales tax on sporting goods for coastal erosion projects by the Eighty-fourth Legislature, Regular Session, 2015, transfer authority in Section a) of this provision reverts to limitations on appropriation transfers contained in Article IX of this Act.

22. Unexpended Balances Within the Biennium. Any unobligated and unexpended balances as of August 31, 2016 in the appropriations made to the General Land Office and Veterans' Land Board are appropriated for the same purpose for the fiscal year beginning September 1, 2016.

23. Alamo Master Plan and Comprehensive Needs Assessment. Amounts appropriated in Strategy A.3.1, Preserve and Maintain the Alamo and Alamo Complex include \$25,000,000 in fiscal year 2016 from General Revenue to develop and implement a Master Plan for the Alamo and Alamo Complex. This amount is in addition to \$5,000,000 appropriated above for the preservation and maintenance of the Alamo Complex.

As part of the Master Plan development process, out of funds identified by this rider the General Land Office (GLO) shall conduct a comprehensive needs assessment for the preservation and maintenance of the Alamo and Alamo Complex, which shall include an evaluation of necessary repairs to the Alamo and other Alamo Complex facilities by a person or persons qualified to make such assessments in accordance with recognized historical preservation standards, and an evaluation addressing the full and long-term costs of maintaining the Alamo and the Alamo Complex.

A report on the needs assessment, the Master Plan and activities and expenditures made to implement the Plan, shall be provided to the Eighty-fifth Legislature no later than December 1, 2016.

Any unobligated and unexpended balances remaining as of August 31, 2016 in appropriations made to GLO are appropriated for the same purpose for the fiscal year beginning September 1, 2016.

¹ Incorporates Article IX, §18.37, of this Act, due to enactment of HB 158, 84th Legislature, Regular Session, relating to the allocation and use of the sales tax on sporting goods, resulting in decreases of \$11,309,574 out of Interagency Contracts each fiscal year of the biennium offset by corresponding increases from General Revenue funds each fiscal year of the biennium, affecting several strategies. Capital Budget is adjusted accordingly. In addition, Rider 16, Appropriation: Coastal Management and Coastal Erosion Control in the agency's bill pattern has no effect. Also, Rider 19, Closure of Rollover Pass was modified to reflect a decrease of \$1,336,131 out of Interagency Contracts in FY 2016 offset by a corresponding increase from General Revenue funds.

² Article IX, §18.02, of this Act, increases the salary of the Land Commissioner from \$137,500 to \$140,938.

³ HB 158, 84th Legislature, Regular Session, was enacted, resulting in Section (a) of Rider 21, Transfer Authority, having no effect.

LOW-LEVEL RADIOACTIVE WASTE DISPOSAL COMPACT COMMISSION

	For the Years Ending	
	August 31, 2016	August 31, 2017
	<u> </u>	<u> </u>
Method of Financing:		
GR Dedicated - Texas Low Level Radioactive Waste Disposal Compact Commission Account No. 5151	\$ <u>583,289</u>	\$ <u>583,289</u>
Total, Method of Financing	\$ <u><u>583,289</u></u>	\$ <u><u>583,289</u></u>

This bill pattern represents an estimated 100% of this agency's estimated total available funds for the biennium.

Number of Full-Time-Equivalents (FTE): 2.0 2.0

LOW-LEVEL RADIOACTIVE WASTE DISPOSAL COMPACT COMMISSION
(Continued)

Items of Appropriation:

A. Goal: COMPACT ADMINISTRATION & OPERATIONS
Low-level Radioactive Waste Disposal Compact Commission
Administration.

A.1.1. Strategy: COMPACT ADMINISTRATION & OPERATIONS	\$ 583,289	\$ 583,289
Low-Level Radioactive Waste Disposal Compact Commission Administration.		

Grand Total, LOW-LEVEL RADIOACTIVE WASTE DISPOSAL COMPACT COMMISSION	<u>\$ 583,289</u>	<u>\$ 583,289</u>
---	-------------------	-------------------

Object-of-Expense Informational Listing:

Professional Fees and Services	\$ 338,000	\$ 338,000
Consumable Supplies	20,000	20,000
Utilities	4,800	4,800
Travel	106,000	106,000
Rent - Building	18,000	18,000
Rent - Machine and Other	500	500
Other Operating Expense	<u>95,989</u>	<u>95,989</u>

Total, Object-of-Expense Informational Listing	<u>\$ 583,289</u>	<u>\$ 583,289</u>
---	-------------------	-------------------

Estimated Allocations for Employee Benefits and Debt Service Appropriations Made Elsewhere in this Act:

<u>Debt Service</u>		
Lease Payments	<u>\$ 220</u>	<u>\$ 226</u>

Total, Estimated Allocations for Employee Benefits and Debt Service Appropriations Made Elsewhere in this Act	<u>\$ 220</u>	<u>\$ 226</u>
--	---------------	---------------

- 1. Performance Measure Targets.** The following is a listing of the key performance target levels for the Low-level Radioactive Waste Disposal Compact Commission. It is the intent of the Legislature that appropriations made by this Act be utilized in the most efficient and effective manner possible to achieve the intended mission of the Low-level Radioactive Waste Disposal Compact Commission. In order to achieve the objectives and service standards established by this Act, the Low-level Radioactive Waste Disposal Compact Commission shall make every effort to attain the following designated key performance target levels associated with each item of appropriation.

	<u>2016</u>	<u>2017</u>
A. Goal: COMPACT ADMINISTRATION & OPERATIONS		
Outcome (Results/Impact):		
The Activity Capacity in Curies Remaining in the Texas Low-level Available at Low-Level Radioactive Waste Disposal Compact Facility (Compact Facility) as a Percentage of the Total Available Curie Capacity at the Compact Facility	93%	92.1%
The Volumetric Capacity in Cubic Feet Remaining in the Texas Low - Level Radioactive Waste Disposal Compact Facility (Compact Facility) as a Percentage of the Available Capacity at the Facility	94.8%	93.3%

- 2. Exemption from Limitation on State Employment Levels.** The Low-Level Radioactive Waste Disposal Compact Commission is exempt from limitations on state employment levels contained in Article IX, Sec. 6.10 of this Act. The agency shall provide a report of the number of Full-Time-Equivalents (FTE) for the Compact Commission, each fiscal year to the State Auditor's Office, the Governor, and the Legislative Budget Board.

PARKS AND WILDLIFE DEPARTMENT

	For the Years Ending	
	August 31,	August 31,
	<u>2016</u>	<u>2017</u>

Method of Financing:

<u>General Revenue Fund</u>		
General Revenue Fund ^{1, 2, 3}	\$ 18,485,278	\$ 6,402,028

PARKS AND WILDLIFE DEPARTMENT
(Continued)

Sporting Goods Sales Tax - Transfer to:		
State Parks Account No. 64 ^{2, 4}	59,745,244	62,364,975
Texas Recreation and Parks Account No. 467	9,234,835	9,376,197
Sporting Goods Sales Tax - Transfer to Parks and Wildlife Conservation and Capital Account No. 5004 ²	1,290,000	1,322,000
Large County and Municipality Recreation and Parks Account No. 5150	7,924,531	6,268,773
Unclaimed Refunds of Motorboat Fuel Tax	9,366,917	9,111,916
 Subtotal, General Revenue Fund	 <u>\$ 106,046,805</u>	 <u>\$ 94,845,889</u>
 <u>General Revenue Fund - Dedicated</u>		
Game, Fish and Water Safety Account No. 009 ^{1, 2}	113,129,884	112,170,288
State Parks Account No. 064	41,529,173	41,903,849
Non-Game and Endangered Species Conservation Account No. 506	42,981	42,981
Lifetime License Endowment Account No. 544	125,000	125,000
Deferred Maintenance Account No. 5166 ^{1, 2, 4}	62,605,094	28,394,906
 Subtotal, General Revenue Fund - Dedicated	 <u>\$ 217,432,132</u>	 <u>\$ 182,637,024</u>
 Federal Funds	 37,908,196	 35,961,359
 <u>Other Funds</u>		
Appropriated Receipts	3,900,953	3,547,845
Interagency Contracts	225,000	225,000
Bond Proceeds - General Obligation Bonds	16,066,796	0
License Plate Trust Fund Account No. 0802	768,110	728,900
 Subtotal, Other Funds	 <u>\$ 20,960,859</u>	 <u>\$ 4,501,745</u>
 Total, Method of Financing	 <u><u>\$ 382,347,992</u></u>	 <u><u>\$ 317,946,017</u></u>

This bill pattern represents an estimated 99.9% of this agency's estimated total available funds for the biennium.

Number of Full-Time-Equivalents (FTE):³	3,143.2	3,143.2
---	---------	---------

Schedule of Exempt Positions:

Executive Director, Group 5 ⁵	\$200,643	\$200,643
--	-----------	-----------

Items of Appropriation:

A. Goal: CONSERVE NATURAL RESOURCES

Conserve Fish, Wildlife, and Natural Resources.

A.1.1. Strategy: WILDLIFE CONSERVATION	\$ 22,516,720	\$ 22,502,913
Wildlife Conservation, Habitat Management, and Research.		
A.1.2. Strategy: TECHNICAL GUIDANCE	\$ 2,577,236	\$ 2,577,236
Technical Guidance to Private Landowners and the General Public.		
A.1.3. Strategy: HUNTING AND WILDLIFE RECREATION	\$ 2,636,717	\$ 2,636,717
Enhanced Hunting and Wildlife-related Recreational Opportunities.		
A.2.1. Strategy: INLAND FISHERIES MANAGEMENT	\$ 13,771,729	\$ 13,504,729
Inland Fisheries Management, Habitat Conservation, and Research.		
A.2.2. Strategy: INLAND HATCHERIES OPERATIONS	\$ 5,564,733	\$ 5,715,733
A.2.3. Strategy: COASTAL FISHERIES MANAGEMENT	\$ 12,038,252	\$ 11,647,631
Coastal Fisheries Management, Habitat Conservation and Research.		
A.2.4. Strategy: COASTAL HATCHERIES OPERATIONS	<u>\$ 3,028,560</u>	<u>\$ 3,028,560</u>

Total, Goal A: CONSERVE NATURAL RESOURCES	<u>\$ 62,133,947</u>	<u>\$ 61,613,519</u>
--	----------------------	----------------------

B. Goal: ACCESS TO STATE AND LOCAL PARKS

B.1.1. Strategy: STATE PARK OPERATIONS	\$ 75,664,466	\$ 78,453,779
State Parks, Historic Sites and State Natural Area Operations.		
B.1.2. Strategy: PARKS MINOR REPAIR PROGRAM	\$ 4,945,315	\$ 4,945,315

PARKS AND WILDLIFE DEPARTMENT

(Continued)

B.1.3. Strategy: PARKS SUPPORT	\$ 4,251,445	\$ 4,251,444
B.2.1. Strategy: LOCAL PARK GRANTS Provide Local Park Grants.	\$ 17,379,159	\$ 14,590,763
B.2.2. Strategy: BOATING ACCESS AND OTHER GRANTS Provide Boating Access, Trails and Other Grants.	<u>\$ 15,315,941</u>	<u>\$ 6,339,941</u>
Total, Goal B: ACCESS TO STATE AND LOCAL PARKS	<u>\$ 117,556,326</u>	<u>\$ 108,581,242</u>
C. Goal: INCREASE AWARENESS AND COMPLIANCE		
C.1.1. Strategy: ENFORCEMENT PROGRAMS ¹ Wildlife, Fisheries and Water Safety Enforcement.	\$ 55,707,719	\$ 55,707,720
C.1.2. Strategy: TEXAS GAME WARDEN TRAINING CENTER	\$ 1,369,733	\$ 1,369,733
C.1.3. Strategy: LAW ENFORCEMENT SUPPORT Provide Law Enforcement Oversight, Management and Support.	\$ 2,580,303	\$ 2,580,303
C.2.1. Strategy: OUTREACH AND EDUCATION Provide Outreach and Education Programs.	\$ 2,467,534	\$ 2,467,534
C.2.2. Strategy: PROMOTE TPWD EFFORTS Promote TPWD Efforts and Provide Communication Products and Services.	\$ 5,100,025	\$ 5,100,026
C.3.1. Strategy: LICENSE ISSUANCE Hunting and Fishing License Issuance.	\$ 7,718,323	\$ 7,718,323
C.3.2. Strategy: BOAT REGISTRATION AND TITLING	\$ 1,330,802	\$ 1,330,802
Total, Goal C: INCREASE AWARENESS AND COMPLIANCE	<u>\$ 76,274,439</u>	<u>\$ 76,274,441</u>
D. Goal: MANAGE CAPITAL PROGRAMS		
D.1.1. Strategy: IMPROVEMENTS AND MAJOR REPAIRS ⁴ Implement Capital Improvements and Major Repairs.	\$ 91,427,103	\$ 38,945,404
D.1.2. Strategy: LAND ACQUISITION ³	\$ 2,198,031	\$ 422,701
D.1.3. Strategy: INFRASTRUCTURE ADMINISTRATION Infrastructure Program Administration.	\$ 3,765,517	\$ 3,765,517
D.1.4. Strategy: DEBT SERVICE Meet Debt Service Requirements.	<u>\$ 3,127,441</u>	<u>\$ 3,069,521</u>
Total, Goal D: MANAGE CAPITAL PROGRAMS	<u>\$ 100,518,092</u>	<u>\$ 46,203,143</u>
E. Goal: INDIRECT ADMINISTRATION		
E.1.1. Strategy: CENTRAL ADMINISTRATION	\$ 9,585,187	\$ 9,585,187
E.1.2. Strategy: INFORMATION RESOURCES	\$ 13,442,441	\$ 12,850,925
E.1.3. Strategy: OTHER SUPPORT SERVICES	<u>\$ 2,837,560</u>	<u>\$ 2,837,560</u>
Total, Goal E: INDIRECT ADMINISTRATION	<u>\$ 25,865,188</u>	<u>\$ 25,273,672</u>
Grand Total, PARKS AND WILDLIFE DEPARTMENT	<u><u>\$ 382,347,992</u></u>	<u><u>\$ 317,946,017</u></u>
Object-of-Expense Informational Listing:		
Salaries and Wages	\$ 155,885,870	\$ 156,614,602
Other Personnel Costs	5,289,406	5,360,042
Professional Fees and Services	11,560,820	11,015,528
Fuels and Lubricants	5,415,631	4,839,790
Consumable Supplies	3,006,293	3,006,293
Utilities	9,912,980	9,623,375
Travel	2,994,086	2,982,086
Rent - Building	2,156,381	2,156,381
Rent - Machine and Other	1,859,644	1,859,644
Debt Service	3,127,441	3,069,521
Other Operating Expense	42,850,608	45,236,767
Food for Persons - Wards of State	4,684	4,684
Grants	37,504,211	25,739,815
Capital Expenditures	<u>100,779,937</u>	<u>46,437,489</u>
Total, Object-of-Expense Informational Listing	<u><u>\$ 382,347,992</u></u>	<u><u>\$ 317,946,017</u></u>

PARKS AND WILDLIFE DEPARTMENT
(Continued)

Estimated Allocations for Employee Benefits and Debt Service Appropriations Made Elsewhere in this Act:

<u>Employee Benefits</u>		
Retirement	\$ 13,899,121	\$ 13,950,818
Group Insurance	39,095,726	42,727,446
Social Security	10,902,572	10,956,980
Benefits Replacement	<u>474,083</u>	<u>429,045</u>
Subtotal, Employee Benefits	<u>\$ 64,371,502</u>	<u>\$ 68,064,289</u>
<u>Debt Service</u>		
TPFA GO Bond Debt Service	\$ 19,142,093	\$ 18,838,389
Lease Payments	<u>53,812</u>	<u>54,527</u>
Subtotal, Debt Service	<u>\$ 19,195,905</u>	<u>\$ 18,892,916</u>
Total, Estimated Allocations for Employee Benefits and Debt Service Appropriations Made Elsewhere in this Act	<u>\$ 83,567,407</u>	<u>\$ 86,957,205</u>

- 1. Performance Measure Targets.** The following is a listing of the key performance target levels for the Parks and Wildlife Department. It is the intent of the Legislature that appropriations made by this Act be utilized in the most efficient and effective manner possible to achieve the intended mission of the Parks and Wildlife Department. In order to achieve the objectives and service standards established by this Act, the Parks and Wildlife Department shall make every effort to attain the following designated key performance target levels associated with each item of appropriation.

	<u>2016</u>	<u>2017</u>
A. Goal: CONSERVE NATURAL RESOURCES		
Outcome (Results/Impact):		
Percent of Total Land Acreage in Texas Managed to Enhance Wildlife through TPWD Approved Wildlife Management Plans	18.84%	19.44%
Percent of Fish and Wildlife Kills or Pollution Cases Resolved Successfully	75%	75%
A.1.1. Strategy: WILDLIFE CONSERVATION		
Output (Volume):		
Number of Wildlife Population Surveys Conducted	4,238	4,238
A.1.2. Strategy: TECHNICAL GUIDANCE		
Output (Volume):		
Number of Active TPWD-Approved Wildlife Management Plans with Private Landowners	9,055	9,455
A.2.1. Strategy: INLAND FISHERIES MANAGEMENT		
Output (Volume):		
Number of Hours Spent Managing, Treating, Surveying or Providing Public Education on Aquatic Invasive Species	15,000	15,000
A.2.2. Strategy: INLAND HATCHERIES OPERATIONS		
Output (Volume):		
Number of Fingerlings Stocked - Inland Fisheries (in millions)	16	16
A.2.3. Strategy: COASTAL FISHERIES MANAGEMENT		
Output (Volume):		
Number of Commercial Fishing Licenses Bought Back	10	10
A.2.4. Strategy: COASTAL HATCHERIES OPERATIONS		
Output (Volume):		
Number of Fingerlings Stocked - Coastal Fisheries (in millions)	24	24
B. Goal: ACCESS TO STATE AND LOCAL PARKS		
Outcome (Results/Impact):		
Percent of Funded State Park Minor Repair Projects Completed	75%	75%
B.1.1. Strategy: STATE PARK OPERATIONS		
Output (Volume):		
Number of State Parks in Operation	91	91
B.2.1. Strategy: LOCAL PARK GRANTS		
Output (Volume):		
Number of Grant Assisted Projects Completed	20	23

PARKS AND WILDLIFE DEPARTMENT
(Continued)

C. Goal: INCREASE AWARENESS AND COMPLIANCE

Outcome (Results/Impact):

Percent of Public Compliance with Agency Rules and Regulations	97.5%	97.5%
--	-------	-------

C.1.1. Strategy: ENFORCEMENT PROGRAMS

Output (Volume):

Miles Patrolled in Vehicles (in millions)	10.88	10.03
Hours Patrolled in Boats	136,905	126,338

C.2.1. Strategy: OUTREACH AND EDUCATION

Output (Volume):

Number of Students Trained in Hunter Education	45,000	45,000
Number of Students Trained in Boater Education	12,000	12,000

C.3.1. Strategy: LICENSE ISSUANCE

Output (Volume):

Number of Combination Licenses Sold	590,000	595,000
-------------------------------------	---------	---------

D. Goal: MANAGE CAPITAL PROGRAMS

Outcome (Results/Impact):

Percent of Major Repair/Construction Projects Completed	71.96%	71.96%
---	--------	--------

D.1.1. Strategy: IMPROVEMENTS AND MAJOR REPAIRS

Output (Volume):

Number of Major Repair/Construction Projects Completed	44	41
--	----	----

2. **Capital Budget.**^{2,3,4} None of the funds appropriated above may be expended for capital budget items except as listed below. The amount shown below shall be expended only for the purposes shown and are not available for expenditure for other purposes. Amounts appropriated above and identified in this provision as appropriations either for "Lease Payments to the Master Lease Purchase" or for other items with an "(MLPP)" notation shall be expended only for the purpose of making lease-purchase payments to the Texas Public Finance Authority pursuant to the provisions of Government Code § 1232.103.

	2016	2017
a. Construction of Buildings and Facilities		
(1) Statewide Park Construction and Major Repairs	\$ 73,666,794	\$ 33,216,906
(2) Wildlife, Fisheries, and Law Enforcement Construction and Major Repairs	15,614,199	5,092,000
(3) Headquarters Construction and Major Repairs	909,057	0
Total, Construction of Buildings and Facilities	\$ 90,190,050	\$ 38,308,906
b. Repair or Rehabilitation of Buildings and Facilities		
(1) Parks Minor Repair	4,281,000	4,281,000
c. Acquisition of Information Resource Technologies		
(1) IT Resources	1,878,537	1,324,030
(2) Replacement of Computers and Laptops	695,344	448,134
Total, Acquisition of Information Resource Technologies	\$ 2,573,881	\$ 1,772,164
d. Transportation Items		
(1) Transportation Items	6,280,999	5,680,999
e. Acquisition of Capital Equipment and Items		
(1) Parks Capital Equipment	749,089	749,089
(2) Wildlife, Fisheries, and Law Enforcement Capital Equipment	1,289,838	970,838
(3) Communications Division Equipment	20,000	20,000
Total, Acquisition of Capital Equipment and Items	\$ 2,058,927	\$ 1,739,927
f. Other Lease Payments to the Master Lease Purchase Program (MLPP)		
(1) MLPP	72,131	71,577

PARKS AND WILDLIFE DEPARTMENT
(Continued)

g. Data Center Consolidation		
(1) Data Center Services (DCS)	4,686,437	4,597,646
h. Acquisition of Land and Other Real Property		
(1) Land Acquisition	<u>1,760,910</u>	<u>0</u>
Total, Capital Budget	<u>\$ 111,904,335</u>	<u>\$ 56,452,219</u>

Method of Financing (Capital Budget):

<u>General Revenue Fund</u>		
General Revenue Fund	\$ 2,050,390	\$ 289,480
Sporting Goods Sales Tax - Transfer to State Parks Account No. 64	2,449,089	5,449,089
Sporting Goods Sales Tax - Transfer to Parks and Wildlife Conservation and Capital Account No. 5004	1,290,000	1,322,000
Unclaimed Refunds of Motorboat Fuel Tax	600,080	345,080
Subtotal, General Revenue Fund	<u>\$ 6,389,559</u>	<u>\$ 7,405,649</u>
<u>General Revenue Fund - Dedicated</u>		
Game, Fish and Water Safety Account No. 009	13,919,947	13,087,897
State Parks Account No. 064	10,341,994	7,282,767
Deferred Maintenance Account No. 5166	62,605,094	28,394,906
Subtotal, General Revenue Fund - Dedicated	<u>\$ 86,867,035</u>	<u>\$ 48,765,570</u>
Federal Funds	1,946,837	0
<u>Other Funds</u>		
Appropriated Receipts	634,108	281,000
Bond Proceeds - General Obligation Bonds	16,066,796	0
Subtotal, Other Funds	<u>\$ 16,700,904</u>	<u>\$ 281,000</u>
Total, Method of Financing	<u>\$ 111,904,335</u>	<u>\$ 56,452,219</u>

3. Authorization: Purchase of Evidence. From the amounts appropriated above, the Texas Parks and Wildlife Department is hereby authorized to establish a cash fund, for the purchase of evidence and/or information and surveillance deemed necessary by the department for enforcement of laws under the Parks and Wildlife Code, the Water Code and other statutes enforced by the department.

4. Appropriation: Unexpended Balance for Construction Projects. Included in amounts appropriated above in strategy D.1.1, Improvements and Major Repairs, are unexpended balances from appropriations made for construction, repair, acquisition, and renovation projects and listed in the capital budget riders of House Bill No. 1, Acts of the Eighty-second Legislature, Regular Session and Senate Bill 1, Acts of the Eighty-third Legislature, Regular Session. These unexpended balances are estimated to be \$19,352,057 out of the following funds as of August 31, 2015:

	<u>2016</u>	<u>2017</u>
<u>General Revenue-Dedicated Accounts</u>		
Game, Fish, and Water Safety Account No. 9	\$ 985,316	\$ 0
Federal Funds	\$ 1,946,837	\$ 0
Other Funds		
Appropriated Receipts	\$ 353,108	\$ 0
Bond Proceeds - General Obligation Bonds	<u>\$ 16,066,796</u>	<u>\$ 0</u>
Total	<u>\$ 19,352,057</u>	<u>\$ 0</u>

Unexpended and unobligated balances remaining in such appropriation items as of August 31, 2015, are appropriated for the same purposes for the fiscal year beginning September 1, 2015. Unexpended and unobligated balances in General Revenue-Related accounts may not be carried forward from fiscal year 2015 to fiscal year 2016 without 45 days prior notification to the Legislative Budget Board and the Governor. Unexpended and unobligated balances of General

PARKS AND WILDLIFE DEPARTMENT

(Continued)

Revenue-Related appropriations under this provision are subject to the provisions of Government Code §403.071 for the purposes of determining the life of an appropriation; therefore, the agency is not authorized to carry forward unexpended and unobligated balances in General Revenue-Related accounts from fiscal year 2015 to fiscal year 2016 if the original appropriation for the project was made during or before fiscal year 2011. Any appropriation made in this Act to TPWD for construction and improvement projects shall include labor and all necessary costs involved in the project. The Texas Parks and Wildlife Department shall provide the Legislative Budget Board, the Governor, and the Comptroller of Public Accounts a report by no later than December 1 of each fiscal year showing the progress and costs of all projects funded by General Revenue-Related appropriations made by the Eighty-second and the Eighty-third Legislatures.

5. **Fund Transfer Authority.** The Texas Parks and Wildlife Department is authorized to transfer funds between any funds/accounts authorized by the Parks and Wildlife Code in order to alleviate cash flow problems during the biennium. All funds transferred must be returned to the original fund/account before the end of the biennium.
6. **Authorization: Acceptance of Payment with Goods and Services.** The Texas Parks and Wildlife Department is authorized to accept goods and/or services in lieu of cash for sales of products or rights on the department's public land areas. These goods and services may be on the same public land area as the product or right sold or any other public land area. In order to procure the goods and services in the amounts needed that equal the value of products or rights sold, an escrow bank account may be utilized.
7. **Lease Payments.**⁶ Included in amounts appropriated above in Strategy D.1.4, Debt Service, are lease payments of \$3,127,441 in fiscal year 2016 and \$3,069,521 in fiscal year 2017 out of the General Revenue Fund which shall be transferred to the Texas Public Finance Authority for debt service payments on revenue bonds or other revenue obligations as authorized by §13.0045, Parks and Wildlife Code.
8. **Local Park Construction and Landowner Incentive Grants.** Any funds appropriated in prior years and within the current biennium in Strategies B.2.1, Local Park Grants, and B.2.2, Boating Access and Other Grants, that are utilized for grants awarded for local park construction projects in excess of \$20,000 and in Strategy A.1.2, Technical Guidance to Private Landowners and the General Public, that are utilized for landowner incentive grants shall be treated as construction appropriations for the purpose of determining the life of the appropriation under the provisions of §403.071, Government Code.
9. **Appropriation: State-owned Housing Authorized.** The Texas Parks and Wildlife Department (TPWD) shall recover at least 20 percent of the established fair market rental value of housing from persons residing in state-owned housing first employed before September 1, 2005 and 100 percent of the established fair market rental value of housing from persons residing in state-owned housing employed on or after September 1, 2005. If the TPWD requires an employee to live on-site in state-owned housing as a condition of employment, then the TPWD shall recover at least 20 percent of the established market rental value of housing regardless of the date of employment.

Included in the amounts appropriated above is rental income collected from employee housing (estimated to be \$29,000 in Appropriated Receipts each fiscal year in Strategy A.1.1, Wildlife Conservation; estimated to be \$24,000 in Appropriated Receipts each fiscal year in Strategy A.2.2, Inland Hatcheries Operations; estimated to be \$7,000 in Appropriated Receipts each fiscal year in Strategy A.2.4, Coastal Hatcheries Operations; and, estimated to be \$281,000 in Appropriated Receipts each fiscal year in Strategy B.1.2, Parks Minor Repair Program, and estimated to be \$3,000 in Appropriated Receipts each fiscal year in Strategy C.1.2, Texas Game Warden Training Center.) The recovered funds are appropriated to the TPWD for maintenance or replacement of employee housing.

Additionally, notwithstanding the provisions in Article IX of this Act, the TPWD is authorized to expend amounts in excess of \$50,000 per residence for the biennium as necessary to purchase, remodel, repair or replace state-owned housing, provided that the agency submits advanced notification to the Legislative Budget Board and the Governor.

10. **Appropriation: License Plate Receipts.** Amounts appropriated above in Strategies A.1.1, Wildlife Conservation, A.2.1, Inland Fisheries Management, A.2.3, Coastal Fisheries Management, B.1.1, State Park Operations, and C.2.2, Promote TPWD Efforts, include all

PARKS AND WILDLIFE DEPARTMENT

(Continued)

revenues collected on or after September 1, 2015 estimated to total \$1,457,800 for the 2016-17 biennium out of the License Plate Trust Fund No. 0802. The following is an informational listing of estimated collections per plate from specialty license plate sales totaling \$1,457,800:

Horned Toad specialty plates	\$448,000
Bluebonnet specialty plates	\$251,000
Whitetail Deer specialty plates	\$177,000
Largemouth Bass specialty plates	\$79,000
Camping specialty plates	\$169,000
Big Bend National Park specialty plates	\$95,000
Waterfowl and Wetland Conservation specialty plates	\$95,000
Texas Lions Camp specialty plates	\$16,000
Marine Mammal Recovery specialty plates	\$22,000
Marine Conservation specialty plates	\$43,000
Save Texas Ocelots specialty plates	\$10,000
Hummingbird specialty plates	\$26,400
Rattlesnake specialty plates	\$26,400

These specialty licenses plates are authorized pursuant to the Texas Transportation Code §504.606 (Big Bend), §504.627 (Waterfowl and Wetland), §504.644 (Marine Mammal Recovery), §504.656 (Texas Lions Camp), §504.660 (Marine Conservation), §504.801 (Save Texas Ocelots Plates), and §504.618 (Bluebonnet, Largemouth Bass, Whitetail Deer, Horned Toad, Hummingbird, Rattlesnake, and Camping).

Amounts appropriated above also include an estimated \$39,210, including \$13,807 in A.1.1, Wildlife Conservation, Habitat Management, and Research, \$9,316 in A.2.3, Coastal Fisheries Management, Habitat Conservation, and Research, and \$16,087 in B.1.1, State Parks, Historic Sites, and State Natural Area Operations, from unobligated and unexpended balances remaining as of August 31, 2015 in the License Plate Trust Fund No. 0802. These funds are appropriated for the same purposes intended in the 2014-15 biennium.

- 11. Appropriation of Certain Concession Receipts.** Concession receipts generated as a result of the efforts of volunteer groups in state parks or other agency facilities are included in amounts appropriated above from Appropriated Receipts in Strategy B.1.1, State Park Operations (estimated to be \$0), and Strategy A.2.4, Coastal Hatcheries Operations (estimated to be \$116,000), for the biennium beginning September 1, 2015. These concession receipts shall be credited for the benefit of the specific state park or other agency facility where the funds are generated by volunteer groups. Concession receipts generated as a result of the efforts of department employees or leased concession contracts with third parties are also appropriated in the strategies above and are not subject to this rider.
- 12. Payments to License Agents, Tax Assessor Collectors, and License Vendor.** Included in amounts appropriated above in Strategy C.3.1, License Issuance and C.3.2, Boat Registration and Titling, are amounts necessary for payments to license agents and tax assessor collectors (estimated to be \$3,657,000 in each fiscal year out of the Game, Fish and Water Safety Account No. 9, Non-Game and Endangered Species Conservation Account No. 0506, and Lifetime License Endowment Fund Account No. 0544). Such amounts shall be used for the sole purpose of payments to license agents and tax assessor collectors for the costs of issuing and collecting money associated with the sale of licenses, stamp endorsements, permits, tags boat registration and titling, and other similar items issued under the Parks and Wildlife Code.

Also included in the amounts appropriated above in Strategy C.3.1, License Issuance, are amounts necessary for payments to the license sales system vendor, estimated to be \$3,287,700 in each fiscal year out of the Game, Fish and Water Safety Account No. 9.

- 13. Capital Budget Expenditures from Federal and Other Funding Sources.** The Texas Parks and Wildlife Department (TPWD) is exempted from the capital budget rider provisions contained in Article IX of this Act when gifts, grants, interagency funds, inter-local funds, damage and mitigation funds, and federal funds are received in excess of the amounts identified in the agency's capital budget rider and such funds are designated by the donor, grantor, damage/mitigation agreement or settlement, or state/federal agency solely for construction and repairs, land acquisition, or purchase of specific capital items.

PARKS AND WILDLIFE DEPARTMENT

(Continued)

Additionally, the TPWD is exempted from the capital budget rider provisions when pass through funds to local entities are received in excess of the amounts identified in the agency's capital budget rider and such funds are designated by the donor, grantor or federal agency solely for the acquisition of land.

Amounts expended from these funding sources shall not count towards the limitation imposed by capital budget provisions elsewhere in this Act. The TPWD shall annually report to the Legislative Budget Board and the Governor the amount received from these sources and the items to be purchased.

- 14. Appropriation: Land Sale Proceeds.** Amounts appropriated above from Appropriated Receipts in Strategy D.1.1, Improvements and Major Repairs, and D.1.2, Land Acquisition, include all balances as of August 31, 2015, and all proceeds collected on or after September 1, 2015 (balances and revenues estimated to be \$0) from the sale of Texas Parks and Wildlife Department (TPWD) lands, including the sale of land identified as underutilized and sold by the General Land Office. In accordance with Parks and Wildlife Code §13.009, the balances and proceeds from the sale of these lands may be used only to improve or acquire other real property dedicated to the same purpose for which the land sold was dedicated. Any unobligated and unexpended balances remaining as of August 31, 2016, are appropriated for the same purpose for the fiscal year beginning September 1, 2016.
- 15. Border Security.** Amounts appropriated above include \$4,684,952, including \$2,342,476 out of General Revenue and \$2,342,476 out of the Unclaimed Refunds of Motorboat Fuel Tax, and 49.0 FTEs in each fiscal year in Strategy C.1.1, Enforcement Programs, for the purposes of enhancing border security.
- 16. Informational Listing - Allocation of Sporting Goods Sales Tax (SGST).^{2,4}** Amounts appropriated and estimated in this Act include \$135,380,798 in fiscal year 2016 and \$138,576,800 in fiscal year 2017, or \$273,957,598 for the 2016-17 biennium, in sales tax receipts deposited to the General Revenue Fund estimated to be generated by sales of sporting goods items. Of these amounts, \$26,081,508 in fiscal year 2016 and \$28,394,906 in fiscal year 2017 are transferred to the General Revenue-Dedicated Deferred Maintenance Account No. 5166 and appropriated to the Parks and Wildlife Department in accordance with Art. IX, §§18.09 and 18.37, of this Act.

	For the Years Ending	
	August 31,	August 31,
	<u>2016</u>	<u>2017</u>
Agency Bill Pattern Appropriations		
Article I		
Texas Historical Commission (THC)		
General Revenue (Sporting Goods Sales Tax)		
A.1.4, Historic Sites	\$6,412,799	\$6,412,799
Article VI		
Texas Parks and Wildlife Department (TPWD)		
SGST Transfer to the General Revenue-Dedicated State Parks Account No. 64		
B.1.1, State Park Operations	\$59,151,878	\$58,771,609
B.1.2, Parks Minor Repair Program	\$89,859	\$ 89,859
B.1.3, Parks Support	\$3,507	\$3,507
D.1.1, Improvements and Major Repairs	\$11,809,574	\$14,809,574
Contingency Appropriations	<u>\$13,048,830</u>	<u>\$12,201,170</u>
Subtotal D.1.1, Improvements and Major Repairs	\$24,858,404	\$27,010,744
Total - Transfer to State Parks Account No. 64	\$84,103,648	\$85,875,719
SGST Transfer to the Texas Recreation and Parks Account No. 467		
B.2.1, Local Park Grants	\$4,926,615	\$4,926,615
Contingency Appropriations	<u>\$3,702,706</u>	<u>\$3,829,668</u>
Subtotal, B.2.1, Local Park and Grants	\$8,629,321	\$8,756,283

PARKS AND WILDLIFE DEPARTMENT
(Continued)

B.2.2, Boating Access and Other Grants	\$162,714	\$162,714
Contingency Appropriations	<u>\$442,800</u>	<u>\$457,200</u>
Subtotal B.2.2, Boating Access and Other Grants	\$605,514	\$619,914
 Total - Transfer to Texas Recreation and Parks Account No. 467	 \$9,234,835	 \$9,376,197
 SGST Transfer to the Large County and Municipality Recreation and Parks Account No. 5150		
B.2.1, Local Park Grants	\$3,281,368	\$3,281,368
Contingency Appropriations	<u>\$4,218,470</u>	<u>\$2,553,112</u>
Subtotal, B.2.1, Local Park and Grants	\$7,499,838	\$5,834,480
 B.2.2, Boating Access and Other Grants	 \$129,493	 \$129,493
Contingency Appropriations	<u>\$295,200</u>	<u>\$304,800</u>
Subtotal B.2.2, Boating Access and Other Grants	\$424,693	\$434,293
 Total - Large County and Municipality Recreation and Parks Account No. 5150	 \$7,924,531	 \$6,268,773
 SGST Transfer to the Conservation and Capital Account No. 5004		
D.1.1, Improvements and Major Repairs	\$1,290,000	\$1,322,000
Contingency Appropriations	<u>\$1,723,104</u>	<u>\$4,884,162</u>
Subtotal D.1.1, Improvements and Major Repairs	\$3,013,104	\$6,206,162
 End-of-Article Appropriations for Benefits, Estimated		
SGST Transfer to General Revenue-Dedicated State Parks Account No. 64	\$8,441,079	\$8,441,079
SGST Transfer to the Texas Recreation and Parks Account No. 467	\$188,586	\$188,586
 SGST Transfer to the Large County and Municipality Recreation And Parks Account No. 5150	 <u>\$122,113</u>	 <u>\$122,113</u>
Subtotal End-of-Article Appropriations For Benefits, Estimated	\$8,751,778	\$8,751,778
 Debt Service for Statewide Park Repairs, Estimated		
SGST Transfer to the General Revenue-Dedicated State Parks Account No. 64		
General Obligation Bond Debt Service Payments at the Texas Public Finance Authority	\$13,440,000	\$13,230,000
Revenue Bond Debt Service (Strategy D.1.4) at the Texas Parks and Wildlife Department	<u>\$2,500,103</u>	<u>\$2,455,372</u>
Subtotal Debt Service for Statewide Park Repairs, Estimated	\$15,940,103	\$15,685,372
 Total - Parks and Wildlife Department	 \$128,967,999	 \$132,164,001
 SGST Appropriations, Estimated TOTAL	 \$135,380,798	 \$138,576,800

PARKS AND WILDLIFE DEPARTMENT
(Continued)

Deferred Maintenance Account Transfers

Appropriated SGST Transferred to the Deferred Maintenance Account No. 5166

SGST Transfer to the General Revenue-Dedicated State Parks Account No. 64

D.1.1, Improvements and Major Repairs	(\$24,358,404)	(\$23,510,744)
---------------------------------------	----------------	----------------

SGST Transfer to the Conservation and Capitol Account No. 5004

D.1.1, Improvements and Major Repairs	(\$1,723,104)	(\$4,884,162)
---------------------------------------	---------------	---------------

Total Transfers to Deferred Maintenance Account	(\$26,081,508)	(\$28,394,906)
---	----------------	----------------

SGST Appropriations, Estimated, After Transfers	\$109,299,290	\$110,181,894
--	----------------------	----------------------

17. **Parks Minor Repair Program.** Notwithstanding capital budget provisions included elsewhere in this Act, appropriations for Strategy B.1.2, Parks Minor Repair Program, which are included in the capital budget rider are limited to the appropriation year plus two years as provided under Government Code §403.071 and the Texas Parks and Wildlife Department is not authorized to carry forward any unobligated and unexpended balances of such appropriations between biennia.

18. **Game Warden Academy.** Cadets participating in the Texas Game Warden Academy of the Parks and Wildlife Department shall not be counted toward the limit on the number of Full-Time Equivalent positions (FTEs) for the department until their graduation. On graduation, the additional officers shall not cause the department to exceed the department's limit on FTEs. The number of participants in the Game Warden Academy must be included in all required reports concerning FTEs and vacancies, but the cadets shall be reported as a separate total from the other FTEs of the department.

19. **Appropriation: Development Revenue.** The Texas Parks and Wildlife Department is appropriated all revenue from fund-raising and partnership development activities including revenues from funds raised, contributed, donated, or collected through private sector partnerships; joint promotional campaigns; licensing of the department brand, logo, or intellectual property; and sale of state park passes in any entity's retail locations (estimated to be \$0) each fiscal year. Any related unobligated and unexpended balances remaining as of August 31, 2016, are appropriated for the same purpose for the fiscal year beginning September 1, 2016.

20. **Appropriation: Donation Proceeds.** Amounts appropriated above to the Texas Parks and Wildlife Department include any donations generated from the vehicle registration and renewal processes and designated for use in funding the state park system (donation proceeds estimated to be \$611,000 for the 2016-17 biennium) out of the State Parks Account No. 64. Donation proceeds may be allocated to Strategy B.1.1, State Park Operations, Strategy B.1.2, Parks Minor Repair Program, and/or Strategy B.1.3, Parks Support as the agency deems appropriate. Any unobligated and unexpended balances and donation proceeds remaining as of August 31, 2016, are appropriated for the same purpose for the fiscal year beginning September 1, 2016. In addition, consistent with Article IX, §8.01, Acceptance of Gifts of Money (d) and (e), any unexpended balances remaining as of August 31, 2015 are appropriated for use during the 2016-17 biennium for the purposes provided by the grantor.

21. **Unexpended Balances Bond Proceeds.** Included in the amounts appropriated above in Strategy D.1.1, Improvements and Major Repairs, are unexpended and unobligated balances of General Obligation Bond Proceeds for projects that have been approved under the following provisions: 1) Article IX, §17.11 of Senate Bill 1, Eighty-first Legislature, Regular Session, 2009, with amounts remaining as of August 31, 2011, estimated to be \$391,211; 2) Article IX, §18.01 of House Bill 1, Eighty-second Legislature, Regular Session, 2011, with amounts remaining as of August 31, 2013, estimated to be \$8,754,727; and 3) Article IX, §17.02 of Senate Bill 1, Eighty-third Legislature, Regular Session, 2013, with amounts remaining as of August 31, 2015, estimated to be \$6,920,858.

These unobligated and unexpended balances for construction and repairs total \$16,066,796 and are appropriated for the 2016-17 biennium. Any unexpended balances in General Obligation Bond Proceeds described in this rider and remaining as of August 31, 2016, are appropriated for the same purposes for the fiscal year beginning September 1, 2016.

PARKS AND WILDLIFE DEPARTMENT

(Continued)

22. **Exemption from Article IX Transferability Provisions.** Notwithstanding provisions in Article IX, §14.01, Appropriation Transfers, an appropriation to the Texas Parks and Wildlife Department contained in this Act may be transferred from any appropriation item to Strategies E.1.1, Central Administration, and E.1.2, Information Resources, in amounts not to exceed 20 percent of the appropriation item from which the transfer is made for the fiscal year. The Texas Parks and Wildlife Department shall notify the Legislative Budget Board and Governor of the purpose, the method of financing and amount of funds when such transfers are made.
23. **Internship Program Full-Time-Equivalent Exemption.** Full-Time-Equivalent (FTE) positions associated with the Internship Program of the Texas Parks and Wildlife Department (TPWD) shall be exempt from the Article IX, §6.10, Limitation on State Employment Levels. This provision will not change the cap on the Number of Full-Time-Equivalents (FTE) for TPWD listed elsewhere in this Act. TPWD shall provide a report of the number of FTEs associated with the Internship Program to the Legislative Budget Board, the Governor, and the State Auditor's Office each fiscal year.
24. **Coastal Erosion Interagency Contract.**⁴ Out of the amounts appropriated above in Strategy D.1.1, Improvements and Repairs, the Texas Parks and Wildlife Department shall use \$11,309,574 each fiscal year of the 2016-17 biennium out of the Sporting Goods Sales Tax transfer to the State Parks Account No. 64 to contract with the General Land Office for coastal erosion projects. Payments shall be made to the General Land Office in two equal installments in December and June of each fiscal year after sufficient Sporting Goods Sales Tax revenue has been deposited into the State Parks Account No. 64 by the Comptroller.
25. **Exception for Texas Game Warden Training Center Meals.** Notwithstanding any restrictions on the purchase of food by a state agency, the Texas Parks and Wildlife Department (TPWD) is authorized to provide meals to cadets and instructors attending cadet training at the Texas Game Warden Training Center. In addition, the TPWD may recover from cadets and instructors through payroll reductions the actual costs for providing meals at the training center. Such funds are appropriated above from Appropriated Receipts in Strategy C.1.2, Texas Game Warden Training Center, (estimated to be \$21,000) each fiscal year to purchase meals or food services. Any unobligated and unexpended balances remaining as of August 31, 2016 are appropriated for the same purpose for the fiscal year beginning September 1, 2016.
26. **Texas Parks and Wildlife Department Volunteer Services.** From funds appropriated above, the Texas Parks and Wildlife Department may provide meals for volunteers when volunteers are on-site and providing labor and/or services for parks, wildlife management areas, and other agency programs.
27. **Clothing Provision.** None of the funds appropriated above may be expended to provide a clothing or cleaning allowance to any non-uniformed personnel. The Texas Parks and Wildlife Department may continue to expend funds for a cleaning allowance for uniformed personnel not to exceed \$500 per employee per year.
28. **Unexpended Balance Authority within the Biennium.** Any unobligated and unexpended balances in appropriations as of August 31, 2016 made to the Texas Parks and Wildlife Department are appropriated for the same purposes for the fiscal year beginning September 1, 2016.
29. **FTE Cap Flexibility.** Notwithstanding provisions in Article IX, §6.10, Limitation on State Employment Levels, the Full-Time Equivalent (FTE) cap for the Texas Parks and Wildlife Department shall be an average of the fiscal year 2016 and 2017 Number of Full Time Equivalents listed in the Texas Parks and Wildlife Department bill pattern. For the purpose of Article IX, §6.10(d), the number of FTEs employed by the Texas Parks and Wildlife Department shall be determined in accordance with the reports filed pursuant to Government Code, §2052.103 and based on an average of the eight quarterly reports filed for the 2016-17 biennium.
30. **Appropriation of Receipts and Full Time Equivalent (FTE) Cap: Off-Highway Vehicle Trail and Recreational Area Program.** The Texas Parks and Wildlife Department (TPWD) is appropriated all receipts collected from the Off-Highway Vehicle decal fee, pursuant to Parks and Wildlife Code, Chapter 29, for the purpose of implementing and administering the program. Amounts appropriated above from the fee are included in Strategy B.2.2, Boating Access and Other Grants, in an estimated amount to be \$329,000 each fiscal year from the General Revenue Fund.

PARKS AND WILDLIFE DEPARTMENT

(Continued)

- 31. Unexpended Balance Authority: Seized Assets.** Any unobligated and unexpended balances of forfeited money, proceeds from the sale of forfeited property, or similar monetary awards related to the Texas Parks and Wildlife Department's (TPWD) participation in the seizure of controlled substances or other contraband appropriated under Article IX, §8.02 of this Act that are remaining as of August 31, 2016 are appropriated for the same purpose for the fiscal year beginning September 1, 2016. TPWD is authorized to expend these funds for purposes authorized by the Parks and Wildlife Code, including capital budget purposes. Such expenditures must comply with limitations established for salary, travel, and capital expenditures, employment levels, and other provisions contained in Article IX of this Act. TPWD shall provide the Legislative Budget Board, the Governor and the Comptroller of Accounts a report by no later than October 1, 2016 of amounts carried forward from August 31, 2016 to September 1, 2016 under this provision, and the purposes for which those amounts would be expended in fiscal year 2017.
- 32. Appropriation of Oyster Shell Recovery Receipts.** Amounts appropriated above to the Texas Parks and Wildlife Department include appropriated receipts to the Game, Fish, and Water Safety Account No. 9 from the sale of oyster shell recovery tags pursuant to Chapter 76 of the Parks and Wildlife Code (estimated to be \$511,305 in fiscal year 2016 and \$186,000 in fiscal year 2017) for the recovery and enhancement of public oyster reefs.
- 33. Testing and Immunization of Employees.** Funds appropriated above may be expended for any immunization or testing which is required of employees at risk in the performance of the employee's duties.
- 34. Statewide Aquatic Vegetation and Invasive Species Management.** Out of the funds appropriated above in Strategy A.2.1, Inland Fisheries Management, \$3,321,900 in 2016 and \$3,066,900 in 2017 from Unclaimed Refunds of Motorboat Fuel Tax, and \$156,654 in each fiscal year from Federal Funds and 10.0 FTEs, and in Strategy A.2.3, Coastal Fisheries Management, \$55,600 from Unclaimed Refunds of Motorboat Fuel Tax each fiscal year shall be used to maintain boat lanes, general access, outdoor recreational activities, manage aquatic invasive species, and to improve fish and wildlife habitat on water bodies statewide. From these funds, \$2,500,000 in each fiscal year in Unclaimed Refunds of Motorboat Fuel Tax shall be used for aquatic invasive species management, including zebra mussels, giant salvinia and other animal species. Any unexpended balances of these amounts as of August 31, 2016, are appropriated for the same purpose in the fiscal year beginning September 1, 2016. Use of the Federal Funds referenced above is contingent upon receipt of a federal boating access grant under the Sportfish Restoration Act by the Texas Parks and Wildlife Department.
- 35. Bond Project Substitutions and Reporting Requirements.** Notwithstanding any other provision of this act governing bond project substitutions, the Texas Parks and Wildlife Department (TPWD) may substitute bond projects for those previously approved within the same project category described in the table below by submitting a written request for project substitution to the Texas Public Finance Authority (TPFA) and the Legislative Budget Board. Requests within categories for project deletions, reductions, and either new or amended projects in which the total adjustment is less than or equal to \$1,000,000 shall be considered to be approved unless the Legislative Budget Board issues a written disapproval within 30 business days of the date on which the request is received. Requests for substitutions between categories to substitute projects for those previously approved or in which the total adjustment is more than \$1,000,000 shall be considered to be approved unless the Legislative Budget Board issues a written disapproval within 30 business days of the date on which the staff of the Legislative Budget Board concludes its review of the proposal to expend the funds and forwards its review to the Chair of the House Appropriations Committee, Chair of the Senate Finance Committee, Speaker of the House, and Lieutenant Governor.

	2016	2017
Construction of Buildings and Facilities		
(1) Statewide Park Construction and Major Repairs	\$ 15,492,234	\$ 0
(2) Wildlife, Fisheries, and Law Enforcement Construction and Major Repairs	\$ 375,495	\$ 0

PARKS AND WILDLIFE DEPARTMENT

(Continued)

(3) Headquarters Construction and Major Repairs	\$	199,067	\$	0
Total, Construction of Buildings and Facilities	\$	16,066,796	\$	0
Total, Bond Proceeds - General Obligation Bonds	\$	16,066,796	\$	0

The Texas Parks and Wildlife Department shall submit to the Legislative Budget Board a bond report before the last business day of each month detailing the following: project location; total project budget; expenditures to date, excluding reporting month expenditures; reporting month expenditures; total expenditures to date; encumbered amount at the end of reporting month; funds available amount; and percentage of the project completed.

- 36. Northern Bobwhite Quail Interagency Contract.** Out of funds appropriated above in Strategy A.1.1, Wildlife Conservation, the Texas Parks and Wildlife Department shall use \$1,000,000 each fiscal year from the General Revenue-Dedicated Game, Fish and Water Safety Account No. 9 to contract with the Texas A&M AgriLife Extension Service for the following purposes: develop educational resources and programs to reestablish growth of quail populations based on research-proven best management practices; investigations into the impact of parasites and toxins on quail populations; diagnostic tests for diseases impacting quail populations, genomic sequencing and bioinformatics studies; field tests to study how health factors interact with environmental factors to impact quail populations; and develop a centralized data repository of research findings.
- 37. Fort Boggy State Park.** Out of amounts appropriated above in Strategy D.1.1, Improvements and Major Repairs, \$500,000 in fiscal year 2016 from the Sporting Goods Sales Tax transfer to the State Parks Account No. 64 shall be used to fund capital improvements and major repairs at Fort Boggy State Park. Any unexpended and unencumbered balances as August 31, 2016 in funds appropriated for this purpose are appropriated for the same purpose in the fiscal year beginning September 1, 2016.
- 38. Franklin Mountains State Park.** Out of funds appropriated in Strategy D.1.1, Implement Capital Improvements and Major Repairs, the Parks and Wildlife Department shall use \$3,500,000 in fiscal year 2017 from the Sporting Goods Sales Tax transfer to the General Revenue-Dedicated State Parks Account No. 64 to plan and construct a visitor center at Franklin Mountains State Park.
- 39. Contingency for Sporting Goods Sales Tax Allocation.^{2,4}** The following amounts included above in appropriations to the Parks and Wildlife Department are contingent on enactment of legislation relating to the allowable transfers to certain accounts managed by the Texas Parks and Wildlife Department of proceeds from taxes imposed on the sale, storage, or use of sporting goods within the Texas Parks and Wildlife Department, by the Eighty-fourth Legislature, Regular Session:
- 1) In Strategy D.1.1, Improvements and Major Repairs, \$13,048,830 in fiscal year 2016 and \$12,201,170 in fiscal year 2017 from the State Parks Account No. 64 for state park operations, division support, minor repair, and deferred maintenance.
 - 2) In Strategy D.1.1, Improvements and Major Repairs, \$1,723,104 in fiscal year 2016 and \$4,884,162 in fiscal year 2017 from the Conservation and Capital Account No.5004 for acquisition and development, maintenance, or operation of parks, fisheries, and wildlife projects.
 - 3) In Strategy B.2.1, Local Park Grants, \$3,702,706 in fiscal year 2016 and \$3,829,668 in fiscal year 2017 and in Strategy B.2.2, Boating Access and Other Grants, \$442,800 in fiscal year 2016 and \$457,200 in fiscal year 2017 from the Texas Recreation and Parks Account No. 467 for grants to local units of government.
 - 4) In Strategy B.2.1, Local Park Grants, \$4,218,470 in fiscal year 2016 and \$2,553,112 in fiscal year 2017 and in Strategy B.2.2, Boating Access and Other Grants, \$295,200 in fiscal year 2016 and \$304,800 in fiscal year 2017 from the Large County and Municipality Recreation and Parks Account No. 5150 for grants to local units of government.

PARKS AND WILDLIFE DEPARTMENT

(Continued)

- 40. Big Bend Ranch State Park.** Out of amounts appropriated above, the Parks and Wildlife Department shall maintain the longhorn herd at Big Bend Ranch State Park.
- 41. Grants to Local Parks.** Out of amounts appropriated above from the Sporting Goods Sales Tax transfer to the Large County and Municipality Recreation and Parks Account No. 5150 in Strategy B.2.1, Local Park Grants, the Parks and Wildlife Department shall allocate \$3,000,000 in fiscal year 2016 in matching grants for the following parks in the city of San Antonio in the following amounts:
- Hardberger Park: \$1,000,000;
 - Rosedale Park: \$250,000;
 - Monterrey Park: \$250,000; and
 - Woodlawn Lake Park: \$1,500,000.

Grants to Woodlawn Lake Park shall be made in coordination with the City of San Antonio and its development of a library or activity center in or adjacent to the park.

Any unexpended or unencumbered balances as of August 31, 2016 are appropriated for the same purpose for the fiscal year beginning September 1, 2016.

- 42. Local Park Grants.** From funds appropriated above in Strategy B.2.1, Local Park Grants, in fiscal year 2016 the Texas Parks and Wildlife Department shall allocate \$1,250,000 from the Sporting Goods Sales Tax transfer to the General Revenue-Dedicated Large County and Municipality Recreation and Parks Account No. 5150, and \$1,250,000 from General Revenue under provisions of the Parks and Wildlife Code, Chapter 24 for providing grants in the amounts of:
- \$1,500,000 to Houston's Emancipation Park;
 - \$500,000 to the Houston Museum of African American Culture; and,
 - \$500,000 to the Buffalo Soldiers National Museum in Houston.

Any unobligated and unexpended balances remaining as of August 31, 2016 are appropriated for the same purpose for the fiscal year beginning September 1, 2016.

- 43. Texas State Aquarium.** Out of amounts appropriated above in Strategy B.2.2, Boating Access and Other Grants, the Parks and Wildlife Department is appropriated \$9,000,000 in General Revenue in fiscal year 2016 for the purpose of making a grant to the Texas State Aquarium.
- 44. Palo Pinto Mountains State Park.** Out of amounts appropriated above in Strategy D.1.1, Improvements and Major Repairs, \$2,678,899 from the State Parks Account No. 64 in fiscal year 2016 shall be used for planning and development of Palo Pinto Mountains State Park.
- 45. Local Parks Grant.** From funds appropriated above in Strategy B.2.1, Local Park Grants, in fiscal year 2016 the Texas Parks and Wildlife Department shall allocate \$150,000 in matching local park funds from the Sporting Goods Sales Tax transfer to the General Revenue-Dedicated Texas Recreation and Parks Account No. 467 to the City of Angleton.

Any unobligated and unexpended balances remaining as of August 31, 2016 are appropriated for the same purpose for the fiscal year beginning September 1, 2016.

¹ Incorporates Article IX, §17.05, of this Act, relating to Appropriation for Salary Increases for Certain State Employees in Salary Schedule C, totaling \$34,216 in FY 2016 and \$34,216 in FY 2017 out of General Revenue funds and \$237,339 in FY 2016 and \$237,339 in FY 2017 out of Game, Fish, and Water Safety Account No. 9 funds.

² Incorporates Article IX, §18.09, of this Act, due to enactment of SB 2004, 84th Legislature, Regular Session, relating to deferred maintenance funding for state facilities, and the enactment of SB 1366, 84th Legislature, Regular Session, relating to the allocation to the Parks and Wildlife Department of the proceeds from taxes imposed on the sale, storage, or use of sporting goods, resulting in a transfer of \$50,200,734 in FY 2016 out of General Revenue funds, \$13,048,830 in FY 2016 and \$12,201,170 in FY 2017 out of the Sporting Goods Sales Tax transfer to the State Parks Account No. 64, \$1,723,104 in FY 2016 and \$4,884,162 in FY 2017 out of the Sporting Goods Sales Tax transfer to the Conservation and Capital Account No. 5004, and \$8,942,000 in FY 2016 out of the Game, Fish, and Water Safety Account No. 9 to the General Revenue-Dedicated Deferred Maintenance Account No. 5166, and appropriation increases of these amounts from the General Revenue-Dedicated Deferred Maintenance Account No. 5166. The Capital Budget is adjusted accordingly.

PARKS AND WILDLIFE DEPARTMENT
(Continued)

³ Incorporates Article IX, §18.14, of this Act, due to enactment of HB 1925, 84th Legislature, Regular Session, relating to the Texas Farm and Ranch Lands Conservation Program, resulting in increases of \$1,887,665 in FY 2016 and \$112,335 in FY 2017 out of General Revenue funds and increases of 2.0 FTEs each fiscal year of the biennium. The Capital Budget is adjusted accordingly.

⁴ Incorporates Article IX, §18.37, of this Act, due to enactment of HB 158, 84th Legislature, Regular Session, relating to the allocation and use of the proceeds from taxes imposed on the sale, storage, or use of sporting goods, resulting in decreases of \$22,619,148 out of General Revenue funds in FY 2016; decreases of \$22,619,148 transferred from General Revenue funds to the General Revenue-Dedicated Deferred Maintenance Account No. 5166 through Art. IX, §18.09; increases of \$11,309,574 each fiscal year transferred from Sporting Goods Sales Tax transfer to the General Revenue-Dedicated State Parks Account No. 64 funds to the General Revenue-Dedicated Deferred Maintenance Account No. 5166 through Art. IX, §18.09; and Rider 24, Coastal Erosion Interagency Contract, having no effect. Appropriation increases from the General Revenue-Dedicated Deferred Maintenance Account No. 5166 made through Article IX, §18.09 modified by Article IX, §18.37, total \$62,605,094 in FY 2016 and \$28,394,906 in FY 2017. The Capital Budget is adjusted accordingly.

⁵ Article IX, §18.02, of this Act, increases the salary of the Executive Director from \$195,749 to \$200,643.

⁶ Modified to reflect technical correction related to the reference to the FY 2016 appropriation made above.

RAILROAD COMMISSION

	For the Years Ending	
	August 31, 2016	August 31, 2017
Method of Financing:		
General Revenue Fund ¹	\$ 11,050,547	\$ 11,059,503
GR Dedicated - Oil and Gas Regulation and Cleanup Account No. 5155 ¹	66,535,674	66,891,659
Federal Funds	7,141,756	7,037,477
Appropriated Receipts	<u>2,406,457</u>	<u>2,406,457</u>
Total, Method of Financing	<u>\$ 87,134,434</u>	<u>\$ 87,395,096</u>
Other Direct and Indirect Costs Appropriated Elsewhere in this Act	\$ 1,447,256	\$ 1,501,515
This bill pattern represents an estimated 100% of this agency's estimated total available funds for the biennium.		
Number of Full-Time-Equivalents (FTE):	820.1	820.1
Schedule of Exempt Positions:²		
Railroad Commissioner, Group 6	(3) \$140,938	(3) \$140,938
Items of Appropriation:		
A. Goal: ENERGY RESOURCES		
Support Lignite, Oil, and Gas Resource Development.		
A.1.1. Strategy: ENERGY RESOURCE DEVELOPMENT	\$ 16,836,475	\$ 16,836,476
Promote Energy Resource Development Opportunities.		
A.2.1. Strategy: PROMOTE ALT ENERGY RESOURCES	<u>\$ 1,123,500</u>	<u>\$ 1,123,500</u>
Promote Alternative Energy Resources.		
Total, Goal A: ENERGY RESOURCES	<u>\$ 17,959,975</u>	<u>\$ 17,959,976</u>
B. Goal: SAFETY PROGRAMS		
Advance Safety Through Training, Monitoring, and Enforcement.		
B.1.1. Strategy: PIPELINE SAFETY¹	\$ 8,910,873	\$ 8,650,213
Ensure Pipeline Safety.		
B.1.2. Strategy: PIPELINE DAMAGE PREVENTION¹	\$ 1,298,851	\$ 1,307,162
B.2.1. Strategy: REGULATE ALT ENERGY RESOURCES	<u>\$ 1,503,261</u>	<u>\$ 1,548,824</u>
Regulate Alternative Energy Resources.		
Total, Goal B: SAFETY PROGRAMS	<u>\$ 11,712,985</u>	<u>\$ 11,506,199</u>

RAILROAD COMMISSION
(Continued)

C. Goal: ENVIRONMENTAL & CONSUMER PROTECTION

Min. Harmful Effects of Energy Prod & Ensure Fair Rates for Consumers.

C.1.1. Strategy: OIL/GAS MONITOR & INSPECTIONS Oil and Gas Monitoring and Inspections.	\$ 21,479,773	\$ 22,074,423
C.1.2. Strategy: SURFACE MINING MONITORING/INSPECT Surface Mining Monitoring and Inspections.	\$ 3,764,518	\$ 3,817,409
C.2.1. Strategy: OIL AND GAS REMEDIATION	\$ 5,606,528	\$ 5,606,528
C.2.2. Strategy: OIL AND GAS WELL PLUGGING	\$ 19,080,556	\$ 19,080,557
C.2.3. Strategy: SURFACE MINING RECLAMATION	\$ 3,243,588	\$ 3,222,346
C.3.1. Strategy: GAS UTILITY COMMERCE Ensure Fair Rates and Compliance to Rate Structures.	<u>\$ 2,305,423</u>	<u>\$ 2,287,106</u>

Total, Goal C: ENVIRONMENTAL & CONSUMER PROTECTION \$ 55,480,386 \$ 56,088,369

D. Goal: PUBLIC ACCESS TO INFO AND SERVICES

Public Access to Information and Services.

D.1.1. Strategy: PUBLIC INFORMATION AND SERVICES	\$ 1,981,088	\$ 1,840,552
---	--------------	--------------

Grand Total, RAILROAD COMMISSION \$ 87,134,434 \$ 87,395,096

Object-of-Expense Informational Listing:

Salaries and Wages	\$ 42,906,640	\$ 42,906,640
Other Personnel Costs	2,234,120	2,789,156
Professional Fees and Services	16,729,362	17,004,014
Fuels and Lubricants	1,454,508	1,454,508
Consumable Supplies	277,363	277,363
Utilities	184,365	184,365
Travel	685,531	685,531
Rent - Building	388,661	388,661
Rent - Machine and Other	339,076	344,305
Other Operating Expense	19,397,236	19,480,978
Grants	67,047	51,208
Capital Expenditures	<u>2,470,525</u>	<u>1,828,367</u>

Total, Object-of-Expense Informational Listing \$ 87,134,434 \$ 87,395,096

Estimated Allocations for Employee Benefits and Debt Service Appropriations Made Elsewhere in this Act:

Employee Benefits

Retirement	\$ 3,864,902	\$ 3,962,743
Group Insurance	9,918,984	11,008,568
Social Security	3,163,732	3,111,766
Benefits Replacement	<u>132,260</u>	<u>119,696</u>

Subtotal, Employee Benefits \$ 17,079,878 \$ 18,202,773

Debt Service

Lease Payments	<u>\$ 221,017</u>	<u>\$ 203,972</u>
----------------	-------------------	-------------------

Total, Estimated Allocations for Employee Benefits and Debt Service Appropriations Made Elsewhere in this Act \$ 17,300,895 \$ 18,406,745

- 1. Performance Measure Targets.** The following is a listing of the key performance target levels for the Railroad Commission. It is the intent of the Legislature that appropriations made by this Act be utilized in the most efficient and effective manner possible to achieve the intended mission of the Railroad Commission. In order to achieve the objectives and service standards established by this Act, the Railroad Commission shall make every effort to attain the following designated key performance target levels associated with each item of appropriation.

RAILROAD COMMISSION
(Continued)

	<u>2016</u>	<u>2017</u>
A. Goal: ENERGY RESOURCES		
Outcome (Results/Impact):		
Percent of Oil and Gas Wells That Are Active	77%	77%
A.1.1. Strategy: ENERGY RESOURCE DEVELOPMENT		
Output (Volume):		
Number of Drilling Permit Applications Processed	27,000	27,000
Number of Wells Monitored	460,000	480,000
Efficiencies:		
Average Number of Wells Monitored Per Analyst	24,250	25,250
The Average Number of Staff Days Required to Review and Process a Drilling Permit Application During the Reporting Period	3	3
B. Goal: SAFETY PROGRAMS		
Outcome (Results/Impact):		
Average Number of Pipeline Safety Violations Per Equivalent 100 Miles of Pipe Identified through Inspections	1.85	1.85
B.1.1. Strategy: PIPELINE SAFETY		
Output (Volume):		
Number of Pipeline Safety Inspections Performed	2,400	2,400
Efficiencies:		
Average Number of Pipeline Field Inspections Per Field Inspector	100	100
B.1.2. Strategy: PIPELINE DAMAGE PREVENTION		
Output (Volume):		
Number of Excavation Damage Enforcement Cases Completed	4,200	4,200
B.2.1. Strategy: REGULATE ALT ENERGY RESOURCES		
Output (Volume):		
Number of LPG/LNG/CNG Safety Inspections Performed	14,025	14,300
C. Goal: ENVIRONMENTAL & CONSUMER PROTECTION		
Outcome (Results/Impact):		
Percentage of Oil and Gas Facility Inspections That Identify Environmental Violations	14%	14%
Percentage of Known Orphaned Wells Plugged with the Use of State-Managed Funds	6%	6%
C.1.1. Strategy: OIL/GAS MONITOR & INSPECTIONS		
Output (Volume):		
Number of Oil and Gas Facility Inspections Performed	118,800	118,800
Number of Oil and Gas Environmental Permit Applications and Reports Processed	105,500	106,000
Efficiencies:		
Average Number of Oil and Gas Facility Inspections Performed Per District Office Staff	900	900
Explanatory:		
Number of Oil and Gas Wells and Other Related Facilities Subject to Regulation	488,304	508,304
C.1.2. Strategy: SURFACE MINING MONITORING/INSPECT		
Output (Volume):		
Number of Coal Mining Inspections Performed	500	500
C.2.1. Strategy: OIL AND GAS REMEDIATION		
Output (Volume):		
Number of Abandoned Pollution Sites Investigated, Assessed, or Cleaned Up with the Use of State-Managed Funds	200	200
C.2.2. Strategy: OIL AND GAS WELL PLUGGING		
Output (Volume):		
Number of Orphaned Wells Plugged with the Use of State-Managed Funds	875	875
Total Aggregate Plugging Depth of Orphaned Wells Plugged with the Use of State Managed Funds (in Linear Feet)	1,671,250	1,671,250
C.3.1. Strategy: GAS UTILITY COMMERCE		
Output (Volume):		
Number of Gas Utility Dockets Filed	80	80
D. Goal: PUBLIC ACCESS TO INFO AND SERVICES		
D.1.1. Strategy: PUBLIC INFORMATION AND SERVICES		
Output (Volume):		
Number of Documents Provided to Customers by Information Services	349,650	286,710

RAILROAD COMMISSION
(Continued)

- 2. Capital Budget.** Funds appropriated above may be expended for capital budget items listed below. The amounts identified for each item may be adjusted or expended on other capital expenditures, subject to the aggregate dollar restrictions on capital budget expenditures provided in the General Provisions of this Act.

	2016	2017
a. Acquisition of Information Resource Technologies		
(1) Technology Replacement and Upgrade	\$ 199,755	\$ 0
(2) PC and Laptop Leasing	241,080	217,200
(3) Software Licenses and Services	\$ 179,000	\$ 179,000
 Total, Acquisition of Information Resource Technologies	\$ 619,835	\$ 396,200
b. Transportation Items		
(1) Vehicle Replacements	\$ 711,696	\$ 702,000
c. Acquisition of Capital Equipment and Items		
(1) Microfiche Reader-Printers	\$ 150,000	\$ 0
d. Data Center Consolidation		
(1) Data Center Services (DCS)	\$ 9,042,185	\$ 8,697,203
 Total, Capital Budget	\$ 10,523,716	\$ 9,795,403
 Method of Financing (Capital Budget):		
General Revenue Fund	\$ 2,024,667	\$ 1,916,844
GR Dedicated - Oil and Gas Regulation and Cleanup Account No. 5155	8,387,939	7,874,479
Federal Funds	111,110	4,080
 Total, Method of Financing	\$ 10,523,716	\$ 9,795,403

- 3. Appropriations Limited to Revenue Collections and Contingent Revenue: LPG/CNG/LNG Fees.** Revenues collected pursuant to Natural Resources Code §§113.082, 113.090, 113.093, 113.094, 113.131, 116.032, 116.034, and 116.072 and deposited in the General Revenue Fund (Revenue Object Codes 3035 and 3246) shall cover, at a minimum, the cost of the appropriations made above for the LP Gas Program and Alternative Fuels Licensing Program in Strategy B.2.1, Regulate Alternative Energy Resources (\$354,618 in fiscal year 2016 and \$400,181 in fiscal year 2017).

This appropriation is contingent upon the Railroad Commission assessing fees sufficient to generate, during the 2016-17 biennium, revenue to cover the General Revenue appropriations in Strategy B.2.1, Regulate Alternative Energy Resources, as well as "Other direct and indirect costs" for the program appropriated elsewhere in this Act. "Other direct and indirect costs" are estimated to be \$87,635 in fiscal year 2016 and \$95,369 in fiscal year 2017. In the event that actual and/or projected revenue collections are insufficient to offset the costs identified by this provision, the Legislative Budget Board may direct that the Comptroller of Public Accounts reduce the appropriation authority provided above to be within the amount of revenue expected to be available.

In addition to amounts appropriated above, any revenues collected by the Commission (Revenue Object Codes 3035 and 3246) and deposited in the General Revenue Fund in excess of the Comptroller's Biennial Revenue Estimate are appropriated to the Railroad Commission each fiscal year.

- 4. Liquid Propane (LP) Gas Training and Examination Renewal Fees.** Included in amounts appropriated above in Strategy A.2.1, Promote Alternative Energy Resources, is \$1,123,500 in each fiscal year of the biennium, in Appropriated Receipts (Revenue Object Codes 3245 and 3722) from fees assessed and collected pursuant to Natural Resources Code, §§113.088 and 116.034. These amounts may only be used for the purpose of providing training and examinations to licensees and certificate holders. In addition to amounts appropriated above, any additional

RAILROAD COMMISSION (Continued)

amounts collected by the Railroad Commission pursuant to Natural Resources Code, §§113.088 and 116.034, on or after September 1, 2015, are appropriated to the Commission for the same purpose.

- 5. Appropriation Limited to Revenue Collections: Surface Mining Permits and Contingency Appropriation for Fee Increase.** Included in the amounts appropriated above is \$2,205,318 in fiscal year 2016 and \$2,027,398 in fiscal year 2017 in Strategy C.1.2, Surface Mining Monitoring and Inspections, from surface mining fee revenues deposited to the General Revenue Fund to cover the cost of permitting and inspecting coal mining facilities.

This appropriation is contingent upon the Railroad Commission assessing fees sufficient to generate, during the 2016-17 biennium, revenue to cover the General Revenue appropriations for the Surface Mining Program as well as "Other direct and indirect costs" for the program appropriated elsewhere in this Act. "Other direct and indirect costs" are estimated to be \$498,046 in fiscal year 2016 and \$509,691 in fiscal year 2017. In the event that actual and/or projected revenue collections are insufficient to offset the costs identified by this provision, the Legislative Budget Board may direct that the Comptroller of Public Accounts reduce the appropriation authority provided above to be within the amount of revenue expected to be available.

In addition to amounts appropriated above, any revenues received from surface mining fees deposited to the credit of the General Revenue Fund (Revenue Object Code No. 3329) in excess of the Comptroller's Biennial Revenue Estimate each fiscal year are appropriated to the Railroad Commission in the 2016-17 biennium for the same purposes.

- 6. Appropriations Limited to Revenue Collections for Pipeline Safety Fees.¹** Included in the amounts appropriated above are revenues from fees assessed on pipelines and pipeline facilities and deposited in the General Revenue-Dedicated Oil and Gas Regulation and Cleanup Account No. 5155 (Revenue Object Code 3553) pursuant to Utilities Code, §121.211 (estimated to be \$1,772,614 in fiscal year and \$1,674,483 in fiscal year 2017). These funds shall be used to operate programs in Strategy B.1.1, Pipeline Safety and Strategy B.1.2, Pipeline Damage Prevention. The Railroad Commission is authorized to transfer appropriations made pursuant to this provision to the appropriate strategy items.

These appropriations are contingent upon the Railroad Commission assessing fees sufficient to generate, during the 2016-17 biennium, revenue to cover, at a minimum the General Revenue appropriations for the Pipeline Safety program and the underground pipeline damage prevention program as well as "Other direct and indirect costs" for the programs, appropriated elsewhere in this Act. "Other direct and indirect costs" are estimated to be \$808,824 in fiscal year 2016 and \$842,139 in fiscal year 2017. In the event that actual and/or projected revenue collections are insufficient to offset the costs identified by this provision, the Legislative Budget Board may direct the Comptroller of Public Accounts to reduce the appropriation authority provided above to be within the amount of revenue expected to be available.

In addition to amounts appropriated above, any revenues received from pipeline safety fees deposited in the General Revenue-Dedicated Oil and Gas Regulation and Cleanup Account No. 5155 (Revenue Object Code No. 3553) in excess of the Comptroller's Biennial Revenue Estimate each fiscal year are appropriated for the 2016-17 biennium for the same purpose.

- 7. Capital Budget Expenditures: Federal Funds and Appropriated Receipts.** To comply with the legislative intent to maximize the use of federal funds and to fulfill grant requirements required for the receipt and expenditure of Federal Funds, the Railroad Commission (RRC) is exempted from the Capital Budget Rider Provisions contained in Article IX, §14.03, of this Act, "Limitations on Expenditures - Capital Budget," when Federal Funds and Appropriated Receipts are received in excess of amounts identified in the agency's Capital Budget Rider. The RRC shall notify the Legislative Budget Board and the Governor upon receipt of such funds, of the amount received from these sources and the items to be purchased.

- 8. Appropriation: Uranium Mining Regulatory Program.** Included in amounts appropriated above out of the General Revenue Fund in Strategy C.1.2, Surface Mining Monitoring and Inspections, is \$205,204 in fiscal year 2016 and \$204,139 in fiscal year 2017 for the uranium mining regulatory program. These appropriations are contingent upon the Railroad Commission assessing fees sufficient to generate, during the 2016-17 biennium, revenue to cover, at a minimum the General Revenue appropriations for the Uranium Mining Regulatory program as well as "Other direct and indirect costs" for the program, appropriated elsewhere in this Act. "Other direct and indirect costs" are estimated to be \$52,751 in fiscal year 2016 and \$54,316 in

RAILROAD COMMISSION

(Continued)

fiscal year 2017. In the event that actual and/or projected revenue collections are insufficient to offset the costs identified by this provision, the Legislative Budget Board may direct the Comptroller of Public Accounts to reduce the appropriation authority provided above to be within the amount of revenue expected to be available.

9. **Appropriation: Anthropogenic Carbon Dioxide Storage Trust Fund Revenues.** In addition to the amounts appropriated above, any revenues received in the Anthropogenic Carbon Dioxide Storage Trust Fund No. 827 (Other Funds) (estimated to be \$0) during the 2016-17 biennium are appropriated to the Railroad Commission. In accordance with Water Code, Chapter 27, Subchapter C-1, these funds shall be used for the costs of: (1) permitting, monitoring, and inspecting anthropogenic carbon dioxide injection wells for geologic storage and geologic storage facilities; and (2) enforcing and implementing this subchapter and rules adopted by the Railroad Commission under this subchapter.
10. **Oil and Gas Division Permitting Efficiencies.** The Railroad Commission shall maintain staffing levels in its Oil and Gas Division in both its Austin office and in each district office in a manner sufficient to be able to review and respond to all permits within 10 business days of receipt, except for disposal or injection well permits, which shall be responded to within 30 days of receipt. In addition, the Railroad Commission shall issue a final decision on contested case oil and gas permitting matters within 60 business days of the hearing date.
11. **Enforcement and Compliance Data and Public Information.** Out of the monies appropriated to the Railroad Commission in Strategy D.1.1, Public Information and Services, the agency shall publish information about enforcement data on its website, including inspection and enforcement activity, violations and the amount of final enforcement penalties assessed to the operator. The agency shall also make available on its website quarterly trends of enforcement data, including the number of complaints received and how the complaints were resolved, the number and severity of violations sent for enforcement action, the number of violations sent for enforcement action for each Commission rule, and the number of repeat violations found for each operator.
12. **High-Cost Housing Salary Supplement.** Out of funds appropriated above, the Railroad Commission is authorized to pay a salary supplement, not to exceed \$1,200 per month, to each Commission employee located in an area of the state in which the high cost of living is causing excessive employee turnover, as determined by the Commission. This salary supplement shall be in addition to the maximum salary rate authorized for that position elsewhere in this Act. In the event that an employee so assigned works on a less than full-time basis, the maximum salary supplement shall be set on a basis proportionate to the number of hours worked.
13. **Appropriation: Pipeline Safety - Specialized Inspections.** Amounts appropriated above in Strategy B.1.1, Ensure Pipeline Safety, include \$760,558 in fiscal year 2016 and \$604,177 in fiscal year 2017 from General Revenue, and \$507,051 in fiscal year 2016 and \$402,772 in fiscal year 2017 from Federal Funds, including 20.0 FTEs, for the purpose of conducting safety evaluations of pipeline operators.
14. **Transfer Authority.** Notwithstanding limitations on appropriation transfers contained in the General Provisions of this Act, the Railroad Commission is authorized to direct agency resources and transfer such amounts appropriated above between appropriation line items.
15. **Appropriation: Unexpended Balances Between Fiscal Years within the Biennium.** Any unobligated and unexpended balances as of August 31, 2016, in the appropriations made herein to the Railroad Commission are appropriated for the same purposes for the fiscal year beginning September 1, 2016.

¹ Incorporates Article IX, §18.31, of this Act, due to enactment of HB 7, 84th Legislature, Regular Session, redirecting the deposit of pipeline safety fees from General Revenue funds to the General Revenue Dedicated - Oil and Gas Cleanup Account No. 5155, resulting in decreases of \$1,772,614 in FY 2016 and \$1,674,483 in FY 2017 out of the General Revenue Fund offset by corresponding increases in the General Revenue Dedicated - Oil and Gas Regulation and Cleanup Account No. 5155. In addition, Rider 6, Appropriations Limited to Revenue Collections for Pipeline Safety Fees, was modified to reflect the enactment of the legislation.

² Article IX, §18.02, of this Act, increases the salary of the Railroad Commissioners from \$137,500 to \$140,938.

SOIL AND WATER CONSERVATION BOARD

	For the Years Ending	
	August 31, 2016	August 31, 2017
Method of Financing:		
General Revenue Fund	\$ 21,369,807	\$ 21,369,807
Federal Funds	<u>14,500,000</u>	<u>8,523,725</u>
Total, Method of Financing	<u><u>\$ 35,869,807</u></u>	<u><u>\$ 29,893,532</u></u>
This bill pattern represents an estimated 100% of this agency's estimated total available funds for the biennium.		
Number of Full-Time-Equivalents (FTE):	72.1	72.1
Schedule of Exempt Positions:¹		
Executive Director, Group 3	\$136,651	\$136,651
Items of Appropriation:		
A. Goal: SOIL & WATER CONSERVATION ASSIST Soil and Water Conservation Assistance.		
A.1.1. Strategy: PROGRAM MANAGEMENT & ASSISTANCE Program Expertise, Financial & Conservation Implementation Assistance.	\$ 5,372,762	\$ 5,372,762
A.2.1. Strategy: FLOOD CONTROL DAMS Flood Control Dam Maintenance & Structural Repair.	<u>\$ 15,904,430</u>	<u>\$ 9,928,155</u>
Total, Goal A: SOIL & WATER CONSERVATION ASSIST	<u>\$ 21,277,192</u>	<u>\$ 15,300,917</u>
B. Goal: NONPOINT SOURCE POLLUTION ABATEMENT Administer a Program for Abatement of Agricul Nonpoint Source Pollution.		
B.1.1. Strategy: STATEWIDE MANAGEMENT PLAN Implement a Statewide Management Plan for Controlling NPS Pollution.	\$ 7,297,346	\$ 7,297,346
B.1.2. Strategy: POLLUTION ABATEMENT PLAN Pollution Abatement Plans for Problem Agricultural Areas.	<u>\$ 4,007,121</u>	<u>\$ 4,007,121</u>
Total, Goal B: NONPOINT SOURCE POLLUTION ABATEMENT	<u>\$ 11,304,467</u>	<u>\$ 11,304,467</u>
C. Goal: WATER SUPPLY ENHANCEMENT Protect and Enhance Water Supplies.		
C.1.1. Strategy: WATER CONSERVATION AND ENHANCEMENT Provide Financial/Technical Assistance for Water Quantity Enhancement.	\$ 2,638,413	\$ 2,638,413
D. Goal: INDIRECT ADMINISTRATION		
D.1.1. Strategy: INDIRECT ADMINISTRATION	\$ 649,735	\$ 649,735
Grand Total, SOIL AND WATER CONSERVATION BOARD	<u><u>\$ 35,869,807</u></u>	<u><u>\$ 29,893,532</u></u>
Object-of-Expense Informational Listing:		
Salaries and Wages	\$ 3,786,593	\$ 3,786,593
Other Personnel Costs	127,500	127,500
Professional Fees and Services	31,000	31,000
Fuels and Lubricants	66,000	66,000
Consumable Supplies	47,000	47,000
Utilities	70,250	70,250
Travel	387,500	387,500
Rent - Building	220,915	220,915
Rent - Machine and Other	33,400	33,400
Other Operating Expense	2,535,985	2,535,985
Grants	<u>28,563,664</u>	<u>22,587,389</u>
Total, Object-of-Expense Informational Listing	<u><u>\$ 35,869,807</u></u>	<u><u>\$ 29,893,532</u></u>

SOIL AND WATER CONSERVATION BOARD
(Continued)

Estimated Allocations for Employee Benefits and Debt Service Appropriations Made Elsewhere in this Act:

<u>Employee Benefits</u>		
Retirement	\$ 338,787	\$ 340,049
Group Insurance	737,643	800,614
Social Security	278,992	415,281
Benefits Replacement	<u>9,137</u>	<u>8,269</u>
Subtotal, Employee Benefits	<u>\$ 1,364,559</u>	<u>\$ 1,564,213</u>
Total, Estimated Allocations for Employee Benefits and Debt Service Appropriations Made Elsewhere in this Act	<u>\$ 1,364,559</u>	<u>\$ 1,564,213</u>

1. Performance Measure Targets. The following is a listing of the key performance target levels for the Soil and Water Conservation Board. It is the intent of the Legislature that appropriations made by this Act be utilized in the most efficient and effective manner possible to achieve the intended mission of the Soil and Water Conservation Board. In order to achieve the objectives and service standards established by this Act, the Soil and Water Conservation Board shall make every effort to attain the following designated key performance target levels associated with each item of appropriation.

	<u>2016</u>	<u>2017</u>
A. Goal: SOIL & WATER CONSERVATION ASSIST		
Outcome (Results/Impact):		
Percent of District Financial Needs Met by Soil and Water Conservation Board Grants	62.32%	61.32%
A.1.1. Strategy: PROGRAM MANAGEMENT & ASSISTANCE		
Output (Volume):		
Number of Contacts with Districts to Provide Conservation Program Implementation and Education Assistance	17,250	17,250
A.2.1. Strategy: FLOOD CONTROL DAMS		
Output (Volume):		
Number of Flood Control Dam Repair Grants Awarded	4	4
B. Goal: NONPOINT SOURCE POLLUTION ABATEMENT		
Outcome (Results/Impact):		
Percent of Agricultural and Silvicultural Operations with a Potential to Cause Nonpoint Pollution in Problem Areas As Identified and Designated by the TSSWCB	70%	70%
B.1.1. Strategy: STATEWIDE MANAGEMENT PLAN		
Output (Volume):		
Number of Proposals for Federal Grant Funding Evaluated by TSSWCB Staff	25	25
B.1.2. Strategy: POLLUTION ABATEMENT PLAN		
Output (Volume):		
Number of Pollution Abatement Plans Certified	154	154
C. Goal: WATER SUPPLY ENHANCEMENT		
Outcome (Results/Impact):		
Predicted Number of Gallons of Water Yielded from Water Supply Enhancement Program	1,850,000,000	988,500,000
C.1.1. Strategy: WATER CONSERVATION AND ENHANCEMENT		
Output (Volume):		
Number of Acres of Brush Treated	29,638	29,638

2. Capital Budget. None of the funds appropriated above may be expended for capital budget items except as listed below. The amounts shown below shall be expended only for the purposes shown and are not available for expenditure for other purposes. Amounts appropriated above and identified in this provision as appropriations either for "Lease Payments to the Master Lease Purchase Program" or for items with an "(MLPP)" notation shall be expended only for the purpose of making lease-purchase payments to the Texas Public Finance Authority pursuant to the provisions of Government Code, §1232.103.

SOIL AND WATER CONSERVATION BOARD
(Continued)

	2016	2017
a. Acquisition of Information Resource Technologies		
(1) Replacement of Computers and Laptops	\$ 30,400	\$ 29,200
Total, Capital Budget	\$ 30,400	\$ 29,200
Method of Financing (Capital Budget):		
General Revenue Fund	\$ 23,900	\$ 25,500
Federal Funds	6,500	3,700
Total, Method of Financing	\$ 30,400	\$ 29,200

3. **Matching Requirements.** Funds appropriated above for conservation assistance grants for soil and water conservation districts may be expended only when matched by equal amounts from sources other than state funds or earnings from state funds, not to exceed \$7,500 in any district per fiscal year.

4. **Allocation of Grant Funds.** Out of the amounts appropriated above to the Soil and Water Conservation Board, any Conservation Implementation Assistance or Technical Assistance grant funds to the soil and water conservation districts shall be used for expenses occurring in the fiscal year in which the grant funds are allocated. Grant distributions are made contingent upon districts filing annual Conservation Implementation Assistance or Technical Assistance expenditure summary reports with the Soil and Water Conservation Board and are subject to a year-end reconciliation.

5. **Water Quality Management Plans.** Included in amounts appropriated above in Strategy B.1.2, Pollution Abatement Plan, is \$406,818 out of the General Revenue Fund in fiscal years 2016 and 2017 for administrative costs associated with the preparation of water quality management plans for poultry operators and \$3,661,153 out of the General Revenue fund in fiscal years 2016 and 2017 for the planning and implementation of water quality management plans. Any unobligated and unexpended balances from this appropriation as of August 31, 2016 are appropriated for the same purpose for the fiscal year beginning September 1, 2016.

6. **Conservation Assistance to the Soil and Water Conservation Districts.** Out of the amounts appropriated above to the Soil and Water Conservation Board, any conservation assistance grants awarded to soil and water conservation districts on a matching basis and requiring districts to raise funds from sources other than the Soil and Water Conservation Board prior to receiving such grants shall remain permanently with the soil and water conservation district granted the funds. The Soil and Water Conservation Board shall not require the soil and water conservation districts to return conservation assistance grant funds at the end of a fiscal year or at the end of a biennium.

7. **Water Supply Enhancement.** Included in amounts appropriated above in Strategy C.1.1, Water Conservation and Enhancement, is \$2,638,413 in fiscal year 2016 and \$2,638,413 in fiscal year 2017 out of the General Revenue Fund for the water supply enhancement program. These funds shall be used for supporting existing and implementing new water supply enhancement projects designated by the Soil and Water Conservation Board. Any unobligated and unexpended balances from this appropriation as of August 31, 2016 are appropriated for the same purpose for the fiscal year beginning September 1, 2016.

8. **Appropriation: Flood Control Dam Operation, Maintenance, and Structural Repair.** Included in the amounts appropriated above in Strategy A.2.1, Flood Control Dam Maintenance & Structural Repair, is \$7,400,000 in each fiscal year out of the General Revenue Fund to provide for operations and maintenance, structural repair, and rehabilitation needs to flood control dams. Included in the amounts appropriated above are unexpended and unobligated balances remaining as of August 31, 2015, (estimated to be \$0) for Flood Control Dam Maintenance and Structural Repair. Any unobligated and unexpended balances from this appropriation as of August 31, 2016 are appropriated for the same purpose for the fiscal year beginning September 1, 2016.

SOIL AND WATER CONSERVATION BOARD

(Continued)

- 9. Appropriation: Statewide Management Plan.** Included in the amounts appropriated above in Strategy B.1.1, Statewide Management Plan, is \$1,297,346 in each fiscal year out of the General Revenue Fund for the nonpoint source water quality program. Any unobligated and unexpended balances from this appropriation as of August 31, 2016, are appropriated for the same purpose for the fiscal year beginning September 1, 2016.

¹ Article IX, §18.02, of this Act, increases the salary of the Executive Director from \$133,318 to \$136,651.

WATER DEVELOPMENT BOARD

	For the Years Ending	
	August 31, 2016	August 31, 2017
Method of Financing:		
General Revenue Fund ^{1,2}	\$ 77,813,161	\$ 73,303,131
Federal Funds	8,047,792	8,047,792
<u>Other Funds</u>		
Water Infrastructure Fund No. 302	51,996,065	52,859,558
Economically Distressed Areas Bond Payment Account No. 357	2,050,992	2,068,615
Agricultural Water Conservation Fund No. 358	942,193	942,193
Water Assistance Fund No. 480	1,295,861	1,295,861
Appropriated Receipts	4,921,812	4,921,812
Interagency Contracts	505,209	505,209
Subtotal, Other Funds	<u>\$ 61,712,132</u>	<u>\$ 62,593,248</u>
Total, Method of Financing	<u>\$ 147,573,085</u>	<u>\$ 143,944,171</u>

This bill pattern represents an estimated 6% of this agency's estimated total available funds for the biennium.

Number of Full-Time-Equivalents (FTE):¹	327.1	327.1
---	-------	-------

Schedule of Exempt Positions:

Executive Administrator, Group 5 ³	\$177,572	\$177,572
Commissioner (Chair), Group 6 ⁴	153,750	153,750
Commissioner, Group 6 ⁴	(2) 153,750	(2) 153,750

Items of Appropriation:

A. Goal: WATER RESOURCE PLANNING
Plan and Guide Conservation & Management of State's Water Resources.

A.1.1. Strategy: ENVIRONMENTAL IMPACT INFORMATION Collection, Analysis and Reporting of Environmental Impact Information.	\$ 2,791,845	\$ 791,845
A.1.2. Strategy: WATER RESOURCES DATA	\$ 2,649,241	\$ 2,649,241
A.1.3. Strategy: AUTO INFO COLLECT., MAINT. & DISSEM Automated Information Collection, Maintenance, and Dissemination.	\$ 2,358,832	\$ 2,358,832
A.2.1. Strategy: TECHNICAL ASSISTANCE & MODELING ¹ Technical Assistance and Modeling.	\$ 2,819,640	\$ 2,819,640
A.2.2. Strategy: WATER RESOURCES PLANNING	\$ 10,120,288	\$ 7,421,822
A.3.1. Strategy: WATER CONSERVATION EDUCATION & ASST ² Water Conservation Education and Assistance.	\$ 2,514,946	\$ 2,514,946

WATER DEVELOPMENT BOARD

(Continued)

A.4.1. Strategy: PERFORM COMM ASSIST RELATED TO NFIP	\$ 1,896,417	\$ 1,896,417
Perform Community Assistance Pursuant to the NFIP.		
Total, Goal A: WATER RESOURCE PLANNING	<u>\$ 25,151,209</u>	<u>\$ 20,452,743</u>
B. Goal: WATER PROJECT FINANCING		
Provide Financing for the Development of Water-related Projects.		
B.1.1. Strategy: STATE & FEDERAL FIN ASSIST PROGRAM	\$ 9,756,075	\$ 10,419,831
State and Federal Financial Assistance Programs.		
B.1.2. Strategy: ECONOMICALLY DISTRESSED AREAS	\$ 405,847	\$ 405,847
Economically Distressed Areas Program.		
Total, Goal B: WATER PROJECT FINANCING	<u>\$ 10,161,922</u>	<u>\$ 10,825,678</u>
C. Goal: NON-SELF SUPPORTING G O DEBT SVC		
Fulfill All G O Bond Debt Svc Commitments for Non-self Supp G O Bonds.		
C.1.1. Strategy: EDAP DEBT SERVICE	\$ 30,049,975	\$ 31,909,577
General Obligation Bond Debt Service Payments for EDAP.		
C.1.2. Strategy: WIF DEBT SERVICE	\$ 73,460,857	\$ 72,227,051
G.O. Bond Debt Service Payments for the Water Infrastructure Fund Pgm.		
Total, Goal C: NON-SELF SUPPORTING G O DEBT SVC	<u>\$ 103,510,832</u>	<u>\$ 104,136,628</u>
D. Goal: INDIRECT ADMINISTRATION		
D.1.1. Strategy: CENTRAL ADMINISTRATION	\$ 4,745,525	\$ 4,745,525
D.1.2. Strategy: INFORMATION RESOURCES	\$ 3,215,737	\$ 2,995,737
D.1.3. Strategy: OTHER SUPPORT SERVICES	\$ 787,860	\$ 787,860
Total, Goal D: INDIRECT ADMINISTRATION	<u>\$ 8,749,122</u>	<u>\$ 8,529,122</u>
Grand Total, WATER DEVELOPMENT BOARD	<u><u>\$ 147,573,085</u></u>	<u><u>\$ 143,944,171</u></u>
Object-of-Expense Informational Listing:		
Salaries and Wages	\$ 22,019,122	\$ 22,002,102
Other Personnel Costs	409,215	409,215
Professional Fees and Services	5,908,659	4,129,090
Fuels and Lubricants	126,021	126,021
Consumable Supplies	295,061	295,061
Utilities	308,470	308,470
Travel	551,573	551,573
Rent - Building	127,696	127,696
Rent - Machine and Other	139,176	139,176
Debt Service	103,510,832	104,136,628
Other Operating Expense	2,016,311	1,894,434
Grants	12,072,411	9,736,167
Capital Expenditures	<u>88,538</u>	<u>88,538</u>
Total, Object-of-Expense Informational Listing	<u><u>\$ 147,573,085</u></u>	<u><u>\$ 143,944,171</u></u>
Estimated Allocations for Employee Benefits and Debt Service Appropriations Made Elsewhere in this Act:		
<u>Employee Benefits</u>		
Retirement	\$ 1,791,806	\$ 1,798,480
Group Insurance	3,952,417	4,335,160
Social Security	1,468,316	1,475,658
Benefits Replacement	<u>50,911</u>	<u>46,074</u>
Subtotal, Employee Benefits	<u>\$ 7,263,450</u>	<u>\$ 7,655,372</u>

WATER DEVELOPMENT BOARD
(Continued)

<u>Debt Service</u>		
Lease Payments	\$ 99,265	\$ 92,771
Total, Estimated Allocations for Employee Benefits and Debt Service Appropriations Made Elsewhere in this Act	<u>\$ 7,362,715</u>	<u>\$ 7,748,143</u>

1. Performance Measure Targets. The following is a listing of the key performance target levels for the Water Development Board. It is the intent of the Legislature that appropriations made by this Act be utilized in the most efficient and effective manner possible to achieve the intended mission of the Water Development Board. In order to achieve the objectives and service standards established by this Act, the Water Development Board shall make every effort to attain the following designated key performance target levels associated with each item of appropriation.

	<u>2016</u>	<u>2017</u>
A. Goal: WATER RESOURCE PLANNING		
Outcome (Results/Impact):		
Percent of Information Available to Adequately Monitor the State's Water Supplies	66.6%	66.6%
Percent of Key Regional and Statewide Water Planning Activities Completed	90%	90%
Percent of Eligible Texas Communities and Other Entities Receiving Technical and/or Financial Assistance for Water Planning and Conservation	8.7%	8.7%
A.1.1. Strategy: ENVIRONMENTAL IMPACT INFORMATION		
Output (Volume):		
Number of Bay and Estuary and Instream Study Elements Completed	11.2	10.6
A.1.3. Strategy: AUTO INFO COLLECT., MAINT. & DISSEM		
Explanatory:		
Number of Responses to Requests for TNRIS-related Information	150,000	150,000
A.2.1. Strategy: TECHNICAL ASSISTANCE & MODELING		
Output (Volume):		
Number of Responses to Requests for Water Resources Information	2,551	2,551
A.2.2. Strategy: WATER RESOURCES PLANNING		
Output (Volume):		
Number of Active Grants for Regional Water, Wastewater, Flood and Research Studies Funded from the Research and Planning Fund	120	120
A.3.1. Strategy: WATER CONSERVATION EDUCATION & ASST		
Output (Volume):		
Number of Responses to Requests for Water Conservation Information, Literature, Data, Technical Assistance and Educational Activities Provided by the Texas Water Development Board Staff	849	849
B. Goal: WATER PROJECT FINANCING		
B.1.1. Strategy: STATE & FEDERAL FIN ASSIST PROGRAM		
Output (Volume):		
Number of Financial Assistance/Loan Commitments Provided to State Participation Projects	1	1
Total Dollars Committed to Projects to Implement the State Water Plan (SWP)	750,000,000	750,000,000
Number of Commitments to State Water Plan Projects	15	15
Number of Communities Having Active Financial Assistance Agreements	476	476
Sum of State Water Plan Project Costs Receiving Funding Commitments Utilizing SWIRFT Funding	700,000,000	700,000,000
Explanatory:		
Number of Applications for State Water Plan Projects Received for Prioritization for Swirft Funding	20	20
Sum of the Total Dollars of State Water Plan Project Cost Received for Prioritization for Swirft Funding	1,200,000,000	1,200,000,000
B.1.2. Strategy: ECONOMICALLY DISTRESSED AREAS		
Output (Volume):		
Number of Completed Economically Distressed Areas Projects	96	100

WATER DEVELOPMENT BOARD
(Continued)

2. **Capital Budget.** None of the funds appropriated above may be expended for capital budget items except as listed below. The amounts shown below shall be expended only for the purposes shown and are not available for expenditure for other purposes. Amounts appropriated above and identified in this provision as appropriations either for "Lease Payments to the Master Lease Purchase Program" or for items with an "(MLPP)" notation shall be expended only for the purpose of making lease-purchase payments to the Texas Public Finance Authority pursuant to the provisions of Government Code, §1232.103.

	2016	2017
a. Acquisition of Information Resource Technologies		
(1) PC and Laptop Replacement	\$ 156,000	\$ 156,000
b. Data Center Consolidation		
(1) Data Center Consolidation	\$ 1,399,213	\$ 1,301,090
Total, Capital Budget	\$ 1,555,213	\$ 1,457,090
Method of Financing (Capital Budget):		
General Revenue Fund	\$ 1,555,213	\$ 1,457,090
Total, Method of Financing	\$ 1,555,213	\$ 1,457,090

3. **Informational Rider: Estimated Outstanding Debt and Debt Service Requirements for Self-Supporting Bonds.** In addition to amounts appropriated in this Act, the following is an informational listing of the estimated amounts of outstanding bond debt issued by the Water Development Board as of August 31, 2015, and the estimated required debt service payments for those self-supporting bonds.

	Estimated Outstanding Debt (In Millions)	Estimated Debt Service Requirements (In Millions)
Water Development Fund II (DFund II)	\$ 1,153.4	\$ 197.7
State Participation Program	\$ 119.8	\$ 17.3
Agricultural Water Conservation Bonds	\$ 0.0	\$ 0.0
Water Infrastructure Fund (WIF) Bonds--Self Supporting Series	\$ 209.0	\$ 38.5
State Water Implementation Revenue Fund for Texas (SWIRFT)	\$ 0.0	\$ 0.0
Clean Water State Revolving Fund (CWSRF)	\$ 774.2	\$ 178.2
Drinking Water State Revolving Fund (DWSRF)	\$ 0.0	\$ 0.0
TOTAL	\$ 2,256.4	\$ 431.7

4. **Authorized Transfers and Appropriations: Water Assistance Fund.**

- a. The Water Development Board may transfer a combined amount not to exceed \$2,268,995 each fiscal year from its General Revenue appropriations in Strategy A.2.1, Technical Assistance and Modeling, and Strategy A.2.2, Water Resources Planning, to the Water Assistance Fund No. 480, for the sole purpose of making grants to regional planning groups pursuant to Water Code, §15.4061. The Water Development Board is authorized to transfer these funds from the Water Assistance Fund to other accounts as authorized under Water Code, §15.011 as needed to support the regional planning process.
- b. Included in amounts appropriated above in Strategy A.2.2, Water Resources Planning, is \$1,295,861 in each fiscal year from unobligated and unexpended balances in Water Assistance Fund No. 480 as of August 31, 2015. This appropriation shall be used for the purpose of making grants to regional planning groups pursuant to Water Code §15.4061.
- c. In addition to amounts appropriated above, all revenues and receipts accruing to the Water Assistance Fund No. 480 during the biennium beginning on September 1, 2015, including receipts from the Water Resources Finance Authority deposited to the Water Assistance Fund No. 480, are appropriated to the Water Development Board for purposes authorized in Water Code, Chapter 15.

WATER DEVELOPMENT BOARD

(Continued)

5. **Safe Drinking Water Act State Revolving Fund.** Water Development Board expenditures for the state match portion of the community/non-community water system and economically disadvantaged community accounts established under the Safe Drinking Water Act State Revolving Fund may not exceed \$2,336,171 from the General Revenue Fund in Strategy B.1.1, State and Federal Financial Assistance Programs, in each fiscal year of the biennium beginning on September 1, 2015.
6. **Appropriation: Water Resources Fund.** In addition to amounts appropriated above, any funds deposited to the credit of the Texas Water Resources Fund No. 591, including but not limited to proceeds from revenue bond sales, investment earnings, and loan repayments, are appropriated to the Water Development Board for the biennium beginning with the effective date of this Act.
7. **Appropriation: Agricultural Water Conservation Fund.** Amounts appropriated above include \$941,193 in Strategy A.3.1, Water Conservation Education and Assistance, and \$1,000 in Strategy B.1.1, State and Federal Financial Assistance Programs, out of the Agricultural Water Conservation Fund No. 358 in each fiscal year of the 2016-17 biennium, for use pursuant to §50-d of Article III of the Texas Constitution and Water Code, Chapter 17, Subchapter J. In addition to amounts appropriated above, all amounts necessary to administer and disburse funds for loans and grants through the agricultural water conservation program and to pay the principal and interest on agricultural water conservation bonds that mature or become due are appropriated during the biennium beginning with the effective date of this Act, pursuant to §50-d of Article III of the Texas Constitution and Water Code, Chapter 17, Subchapter J, to be transferred to the Agricultural Water Conservation Interest and Sinking Fund No. 359.
8. **Coordination with the Texas Department of Agriculture, Office of Rural Affairs.** The Texas Water Development Board (TWDB) and the Texas Department of Agriculture, Office of Rural Affairs (TDA) shall continue to coordinate funds out of the Economically Distressed Areas Program (EDAP) administered by the TWDB and the Colonia Fund administered by TDA as outlined in a Memorandum of Understanding (MOU) to maximize delivery of the funds and minimize administrative delay in their expenditure. At the beginning of each fiscal year of the 2016-17 biennium, the TWDB shall provide TDA a list of EDAP-funded areas whose colonia residents cannot afford the cost of service lines, hook-ups, and plumbing improvements associated with being connected to an EDAP-funded system. No later than September 15, 2016, the TWDB and TDA shall submit a joint report to the Legislative Budget Board that describes and analyzes the effectiveness of projects funded as a result of coordinated Colonia Fund/EDAP efforts, including an estimate of the amount each agency has saved by reduced duplication of efforts.
9. **Fee Appropriation: State Revolving Fund Program Operation.** In addition to the amounts appropriated above, the Water Development Board is appropriated any additional fee revenue collected for administration and operation of revolving fund programs for the biennium beginning September 1, 2015.

All fee revenue collected pursuant to the State Revolving Fund (SRF) program and additional state revolving funds may be deposited into an operating fund held in the Texas Treasury Safekeeping Trust Company. All revenues, interest earnings, and available balances in the SRF or additional SRFs operating fund, including interest, may be used only for the purposes of reimbursing expenditures from appropriations made in this Act. Such reimbursement shall include both direct expenditures for salaries and other expenditures and expenditure made for benefits. In addition, the Water Development Board may transfer amounts from the operating fund to the SRF or additional SRFs for uses pursuant to the Water Code, Chapter 15, Subchapter J.

10. **Use of Texas Water Resources Finance Authority (TWRFA) Funds.** Included in the amounts appropriated above in Strategy A.1.3, Automated Information Collection, Maintenance, and Dissemination, Strategy A.2.1, Technical Assistance and Modeling, Strategy A.2.2, Water Resources Planning, Strategy B.1.1, State and Federal Financial Assistance Programs, Strategy C.1.1, Central Administration, and Strategy C.1.2, Information Resources, is \$4,287,678 in each fiscal year of the 2016-17 biennium in Appropriated Receipts from cash flows from the Texas Water Resources Finance Authority (TWRFA). Also included in amounts appropriated above in Strategy B.1.1, State and Federal Financial Assistance Programs, is \$1,317 in each fiscal year of the 2016-17 biennium in Appropriated Receipts derived from cash flows and reserved as operating costs of TWRFA and used to reimburse TWDB for administrative expenditures incurred by the Water Development Board in administering the TWRFA portfolio.

WATER DEVELOPMENT BOARD

(Continued)

- 11. Appropriation: Unexpended Balances in the Groundwater District Loan Assistance Fund.** In addition to amounts appropriated above, the Water Development Board is appropriated any unobligated and unexpended balances in the Groundwater District Loan Assistance Fund No. 363 as of August 31, 2015 (estimated to be \$0). Any unobligated and unexpended balances in the Groundwater District Loan Assistance Fund No. 363 as of August 31, 2016 are appropriated for the fiscal year beginning September 1, 2016 for the same purposes.
- 12. Rural Water Assistance Fund.** In addition to amounts appropriated above, the Water Development Board is appropriated for the 2016-17 biennium all unobligated and unexpended balances available in and all funds deposited to the credit of the Rural Water Assistance Fund, including but not limited to proceeds from bonds issued by the Board (estimated to be \$0 in each fiscal year).
- 13. Appropriation: Cost Recovery for the State Participation Program.** Amounts appropriated above to the Water Development Board in Strategy B.1.1, State and Federal Financial Assistance Program, include an estimated \$22,996 in Appropriated Receipts in each fiscal year of the 2016-17 biennium. Any additional revenues (estimated to be \$0) collected for the administration and operation of the State Participation Program during the biennium are appropriated for the same purposes.
- 14. Economically Disadvantaged Community Account.** Funds previously appropriated to the Water Development Board for the Community/Noncommunity Water System Financial Assistance Account of the Safe Drinking Water Revolving Fund (SDWRF) and any interest earned on such funds (estimated to be \$0) may be transferred by the Board in whole or in part to the Economically Disadvantaged Community Account of the SDWRF for authorized use in each fiscal year.
- 15. Capital Budget Expenditures: Federal Funds and Appropriated Receipts Exemption.** To comply with the legislative intent to maximize the use of federal funds, to maximize the use of state funds, and to fulfill grant requirements required for the receipt and expenditure of federal funds, the Water Development Board is exempted from the Capital Budget Rider Provisions contained in Article IX of this Act, "Limitations on Expenditures - Capital Budget," when Federal Funds or Appropriated Receipts are received in excess of amounts identified in the agency's Capital Budget Rider. The Water Development Board shall notify the Legislative Budget Board and the Governor upon receipt of such Federal Funds or Appropriated Receipts, of the amount received and items to be purchased.
- 16. Nuisance Surveys for the Economically Distressed Areas Program.** Out of amounts appropriated above out of the General Revenue Fund in Strategy B.1.2, Economically Distressed Areas, the Water Development Board shall reimburse the Texas Department of State Health Services for costs incurred by the Department in conducting nuisance surveys for applicants for financial assistance through the Economically Distressed Areas program administered by the Board. The Board shall reimburse such costs through Interagency Contracts with the Texas Department of State Health Services in an amount not to exceed a total of \$250,000 for the biennium beginning on September 1, 2015.
- 17. Appropriation: Water Infrastructure Fund.** In addition to amounts appropriated above, all unobligated and unexpended balances available in and all revenues and funds transferred and/or deposited to the credit of the Water Infrastructure Fund No. 302, including, but not limited to bonds issued by the Water Development Board, are appropriated to the Water Development Board for the biennium beginning on September 1, 2015.
- 18. Unexpended Balances Within the Biennium.** Any unobligated and unexpended balances as of August 31, 2016 in appropriations made to the Water Development Board are appropriated for the same purposes for the fiscal year beginning September 1, 2016.
- 19. Reimbursement of Advisory Committees.** Pursuant to Government Code, §2110.004, reimbursement of expenses for advisory committee members out of funds appropriated above is limited to the following advisory committees: the Texas Environmental Flows Science Advisory Committee and the Basin and Bay Expert Science Teams.
- 20. Water Conservation Education Grants.²** ~~Included in amounts appropriated above in Strategy A.3.1, Water Conservation and Assistance, is \$1,000,000 in fiscal year 2016 from General Revenue for the purpose of providing grants to water conservation education groups. The Water Development Board shall award the grants through a competitive process, which may require~~

WATER DEVELOPMENT BOARD

(Continued)

~~grant applicants to provide private matching funds. Any unexpended balances as of August 31, 2016 in funds appropriated for this purpose are appropriated for the same purpose in the fiscal year beginning September 1, 2016.~~

- 21. Payment of Debt Service: Economically Distressed Areas Bonds.** All receipts deposited to the Economically Distressed Areas Bond Payment Account No. 357 are appropriated for the payment of principal and interest on bonds issued to provide financial assistance for water and wastewater infrastructure through the Economically Distressed Areas Program that mature or become due during the biennium beginning with the effective date of this Act, pursuant to §§49-c, 49-d-7, 49-d-8, and 49-d-10 of Article III of the Texas Constitution and Water Code, Chapter 17, Subchapters C and L, including amounts issued prior to the effective date of this Act. The amounts identified above in the Method of Financing as the Economically Distressed Areas Bond Payment Account No. 357 are estimated amounts to be received from repayments of loan principal and interest on such bonds that mature or become due during the biennium.

The amounts appropriated above out of the General Revenue Fund include \$27,998,983 in fiscal year 2016 and \$29,840,962 in fiscal year 2017 for debt service on Economically Distressed Areas Bonds. The actual amount of funds to be paid from the General Revenue Fund shall be the total amount of debt service obligations due in each fiscal year less the amount available in the Economically Distressed Areas Bond Payment Account No. 357 for Debt Service Payments for the Economically Distressed Areas Program. These provisions shall not be construed, however, to abrogate the obligation of the State under §§49-c, 49-d-7, 49-d-8, and 49-d-10 of Article III of the Texas Constitution to provide for the payment in full of the principal and interest on such bonds that mature or become due during the biennium.

Of the amounts appropriated above out of the General Revenue Fund in Strategy C.1.1, EDAP Debt Service, \$1,975,417 in fiscal year 2016 and \$4,066,092 in fiscal year 2017 shall be used for the payment of principal and interest on \$50,000,000 in Economically Distressed Areas Program Bonds authorized to be issued and sold during the 2016-17 biennium to provide financial assistance for water and wastewater infrastructure through the Economically Distressed Areas Program pursuant to §§ 49-c, 49-d-7, 49-d-8, and 49-d-10 of Article III of the Texas Constitution and Water Code, Chapter 17, Subchapters C and L.

- 22. Payment of Debt Service: Water Infrastructure Fund Bonds.** All revenues deposited to the credit of or transferred to the Water Infrastructure Fund (WIF) No. 302, pursuant to Texas Water Code, §15.974 (a)(4), are appropriated for the payment of principal and interest on Water Infrastructure Fund bonds issued pursuant to Water Code, §17.952, Water Financial Assistance Bonds, to provide financial assistance for projects related to the implementation of the State Water Plan. The amounts identified above in the Method of Financing table as Water Infrastructure Fund No. 302 are estimated amounts to be received from repayments of loan principal and interest on such bonds that mature or become due during the biennium.

Amounts appropriated above out of the General Revenue Fund include \$21,464,792 in fiscal year 2016 and \$19,367,493 in fiscal year 2017 for the payment of debt service on Water Infrastructure Fund bonds. The actual amount of funds to be paid from the General Revenue Fund shall be the total amount of debt service obligations due in each fiscal year less amounts deposited to the WIF No. 302 for loan repayments and interest earnings. These provisions shall not be construed, however, to abrogate the obligation of the State under §§49-c, 49-d-8 and 49-d-9, of Article III of the Texas Constitution to provide for the payment in full of the principal and interest on such bonds that mature or become due during the biennium.

- 23. Bond Issuance Authority by Program.**

- a. Based on demand in the various programs under the Non-Self Supporting G.O. Water Bonds, the authority to issue bonds may be transferred between programs provided: 1) debt service for such bonds does not exceed the General Revenue appropriation for debt service; 2) the issuance of the bonds is approved by the Bond Review Board; and 3) the Legislative Budget Board, upon receiving a request for bond issuance from the Water Development Board, does not issue a written disapproval not later than the 30th business day after the date the staff of the Legislative Budget Board concludes its review of the request and forwards the review to the Chair of the House Appropriations Committee, Chair of the Senate Finance Committee, Speaker of the House, and Lieutenant Governor.

WATER DEVELOPMENT BOARD

(Continued)

- b. Requests submitted to the Legislative Budget Board for the purpose of subsection (a) of this rider must be submitted in a timely manner and include adequate information for evaluating the request. Any additional information requested by the Legislative Budget Board must be submitted promptly and in a manner prescribed by the Legislative Budget Board.

24. Bond Issuance and Payment of Debt Service.

- a. Within the amounts appropriated above, the Texas Water Development Board is authorized to issue Non-Self Supporting G.O. Water Bonds for Economically Distressed Areas Program and Water Infrastructure Fund purposes, provided: 1) debt service for such bonds does not exceed the General Revenue appropriation for debt service; 2) the issuance of the bonds is approved by the Bond Review Board; and 3) the Legislative Budget Board, upon receiving a request for bond issuance from the Water Development Board, does not issue a written disapproval not later than the 30th business day after the date the staff of the Legislative Budget Board concludes its review of the request and forwards the review to the Chair of the House Appropriations Committee, Chair of the Senate Finance Committee, Speaker of the House, and Lieutenant Governor.
- b. Requests submitted to the Legislative Budget Board for the purpose of subsection (a) of this rider must be submitted in a timely manner and include adequate information for evaluating the request. Any additional information requested by the Legislative Budget Board must be submitted promptly and in a manner prescribed by the Legislative Budget Board.

25. Demonstration Projects for Alternative Water Supplies. Out of funds appropriated above in Strategy A.2.2, Water Resources Planning, the Water Development Board shall allocate \$1,000,000 out of the General Revenue Fund in fiscal year 2016 to fund grants for demonstration projects or feasibility studies to prove up certain aquifer storage and recovery projects or any other demonstration projects or feasibility studies that will create new water supplies or otherwise increase the availability of water through use of innovative storage approaches that improve operational efficiencies. Such projects should be targeted to provide cost-effective and long-term regional water supplies that can be made available within a region to help meet the various competing demands for water, including those of agricultural, industrial, municipal and others.

The Water Development Board shall award the grants through a competitive process to Groundwater Conservation Districts and stipulate that such districts require grant applicants and/or their partner organizations to provide matching funds. Any unexpended balances remaining in this appropriation as of August 31, 2016 are appropriated to the Water Development Board for the same purpose for the fiscal year beginning September 1, 2016.

26. Quantifying and Installing Water Conservation Strategies. Amounts appropriated above in Strategy A.3.1, Water Conservation Education and Assistance, include \$1,125,000 out of the General Revenue Fund in each fiscal year of the 2016-17 biennium to be used for the purpose of meeting the municipal water conservation goals of the 2012 State Water Plan. The Water Development Board shall use the funds to develop and manage a provider contract to deliver the most effective and accurate process by which to measure water conservation statewide. The Water Development Board, by region, should quantify and install, on a pro rata basis, sufficient municipal water conservation strategies to meet the goals of the 2012 State Water Plan.

27. Regional Drainage and Water Assistance. General Revenue appropriations above in each fiscal year in Goal A, Water Resources Planning, Goal B, Water Project Financing, and Goal C, Non-Self Supporting G.O. Debt Service, and any unobligated and unexpended balances from appropriations from the General Revenue Fund in the strategies in those goals may be used by the Water Development Board to provide grant funding to the Hidalgo County Drainage District No. 1 to implement the Delta Region Water Management Project or a flood control project authorized and designated by the US Army Corps of Engineers (Raymondville Drain). The aggregate amount of funding to be provided for this purpose from all strategies shall not exceed \$10,000,000 in each fiscal year of the 2016-17 biennium.

28. Contingency for HB 30 or HB 1232.¹ Contingent on enactment of House Bill 30, House Bill 1232, or similar legislation relating to the study of the characteristics of aquifers in this state, by the Eighty-fourth Legislature, regular Session, 2015, amounts appropriated above in Strategy A.2.2, Water Resources Planning, include \$1,849,233 in fiscal year 2016 and \$150,767 in fiscal year 2017 out of the General Revenue Fund. Of these amounts, \$1,681,446 in fiscal year 2016 shall be used for contract costs for studies related to designating priority zones for the production

WATER DEVELOPMENT BOARD
(Continued)

of brackish groundwater in the portion of the Carrizo-Wilcox Aquifer located between the Colorado and Rio Grande Rivers, the Gulf Coast Aquifers and sediments bordering that aquifer, the Blaine Aquifer, and the Rustler Aquifer, or other appropriate aquifers as identified. The amounts of \$167,787 in fiscal year 2016 and \$150,767 in fiscal year 2017 shall be used for administrative costs in implementing the provisions of the legislation. In addition, the "Number of Full-Time Equivalents (FTE) in the agency bill pattern above includes 2.0 FTEs in each fiscal year of the 2016-17 biennium contingent on enactment of such legislation. The Board shall report to the Legislature on its progress relating to the studies not later than December 1, 2016.

¹ Incorporates Article IX, §18.30 of this Act, due to the enactment of HB 30 and HB 1232, 84th Legislature, Regular Session, relating to the study of the characteristics of aquifers in this state, resulting in increases of \$1,849,233 in FY 2016 and \$150,767 in FY 2017 out of General Revenue funds; an increase of 2.0 FTEs in each fiscal year of the biennium; and additional rider language specifying the use of such funding.

² Appropriations referenced in Rider 20, Water Conservation Education Grants, were vetoed, resulting in a decrease of \$1,000,000 in FY 2016 in General Revenue funds. See the Governor's Veto Proclamation.

³ Article IX, §18.02, of this Act, increases the salary of the Executive Administrator from \$173,241 to \$177,572 per year.

⁴ Article IX, §18.02, of this Act, increases the salary of the Commissioners from \$150,000 to \$153,750 per year.

RETIREMENT AND GROUP INSURANCE

	For the Years Ending	
	August 31, 2016	August 31, 2017
Method of Financing:		
General Revenue Fund, estimated ^{1, 2, 3}	\$ 72,304,852	\$ 77,363,623
General Revenue Dedicated Accounts, estimated ^{1, 3}	50,304,372	53,905,678
Federal Funds, estimated ^{2, 3}	14,673,341	15,479,986
Other Special State Funds, estimated ^{2, 3}	7,652,002	8,103,608
Total, Method of Financing	\$ 144,934,567	\$ 154,852,895
Items of Appropriation:		
A. Goal: EMPLOYEES RETIREMENT SYSTEM		
A.1.1. Strategy: RETIREMENT CONTRIBUTIONS ^{1, 2, 3}	\$ 42,166,265	\$ 42,406,219
Retirement Contributions. Estimated.		
A.1.2. Strategy: GROUP INSURANCE ²	\$ 102,768,302	\$ 112,446,676
Group Insurance Contributions. Estimated.		
Total, Goal A: EMPLOYEES RETIREMENT SYSTEM	\$ 144,934,567	\$ 154,852,895
Grand Total, RETIREMENT AND GROUP INSURANCE	\$ 144,934,567	\$ 154,852,895

¹ Incorporates Article IX, §17.05, of this Act, relating to Appropriation for Salary Increases for Certain State Employees in Salary Schedule C, totaling \$2,566 in FY 2016 and \$2,567 in FY 2017 out of General Revenue and \$17,801 in FY 2016 and \$17,800 in FY 2017 out of General Revenue-Dedicated Accounts.

² Incorporates Article IX, §18.04, of this Act, relating to Additional Benefits for FTE Increases, totaling \$396,735 in FY 2016 and \$542,047 in FY 2017 out of General Revenue, \$99,934 in FY 2016 and \$208,723 in FY 2017 out of Federal Funds, and \$69,620 in FY 2016 and \$72,729 in FY 2017 out of Other Special State Funds, affecting several strategies.

³ Incorporates Article IX, §18.11, of this Act, due to enactment of HB 9, 84th Legislature, Regular Session, relating to eliminating the 90-day waiting period for state contributions to the Employees Retirement System for Retirement, resulting in increases of \$557,525 in FY 2016 and \$555,217 in FY 2017 out of General Revenue, increases of \$365,340 in FY 2016 and \$365,783 in FY 2017 out of General Revenue-Dedicated Accounts, increases of \$114,396 in FY 2016 and \$114,244 in FY 2017 out of Federal Funds, and increases of \$74,020 in FY 2016 and \$74,020 in FY 2017 out of Other Special State Funds.

SOCIAL SECURITY AND BENEFIT REPLACEMENT PAY

	For the Years Ending	
	August 31, 2016	August 31, 2017
Method of Financing:		
General Revenue Fund, estimated ^{1, 2}	\$ 6,810,440	\$ 6,884,354
General Revenue Dedicated Accounts, estimated ¹	20,681,734	20,724,160
Federal Funds, estimated ²	5,097,313	5,071,698
Other Special State Funds, estimated ²	2,504,799	2,508,439
Total, Method of Financing	\$ 35,094,286	\$ 35,188,651
Items of Appropriation:		
A. Goal: SOCIAL SECURITY/BENEFIT REPLACEMENT		
Comptroller - Social Security.		
A.1.1. Strategy: STATE MATCH – EMPLOYER^{1, 2}	\$ 33,618,390	\$ 33,852,965
State Match — Employer. Estimated.		
A.1.2. Strategy: BENEFIT REPLACEMENT PAY	\$ 1,475,896	\$ 1,335,686
Benefit Replacement Pay. Estimated.		
Total, Goal A: SOCIAL SECURITY/BENEFIT REPLACEMENT	\$ 35,094,286	\$ 35,188,651
Grand Total, SOCIAL SECURITY AND BENEFIT REPLACEMENT PAY	\$ 35,094,286	\$ 35,188,651

¹ Incorporates Article IX, §17.05, of this Act, relating to Appropriation for Salary Increases for Certain State Employees in Salary Schedule C, totaling \$2,617 in FY 2016 and \$2,617 in FY 2017 out of General Revenue and \$18,157 in FY 2016 and \$18,156 in FY 2017 out of General Revenue-Dedicated Accounts.

² Incorporates Article IX, §18.04, of this Act, relating to Additional Benefits for FTE Increases, totaling \$120,494 in FY 2016 and \$157,590 in FY 2017 out of General Revenue, \$30,351 in FY 2016 and \$60,702 in FY 2017 out of Federal Funds, and \$21,145 in FY 2016 and \$21,145 in FY 2017 out of Other Special State Funds.

BOND DEBT SERVICE PAYMENTS

	For the Years Ending	
	August 31, 2016	August 31, 2017
Method of Financing:		
General Revenue Fund	\$ 18,299,299	\$ 17,995,641
Federal Funds	106,471	106,471
Current Fund Balance	738,125	738,000
Total, Method of Financing	\$ 19,143,895	\$ 18,840,112
Items of Appropriation:		
A. Goal: FINANCE CAPITAL PROJECTS		
A.1.1. Strategy: BOND DEBT SERVICE	\$ 19,143,895	\$ 18,840,112
To Texas Public Finance Authority for Payment of Bond Debt Service.		& UB
Grand Total, BOND DEBT SERVICE PAYMENTS	\$ 19,143,895	\$ 18,840,112

LEASE PAYMENTS

	For the Years Ending	
	August 31, <u>2016</u>	August 31, <u>2017</u>
Method of Financing:		
General Revenue Fund	\$ <u>2,261,632</u>	\$ <u>2,240,817</u>
Total, Method of Financing	\$ <u>2,261,632</u>	\$ <u>2,240,817</u>
Items of Appropriation:		
A. Goal: FINANCE CAPITAL PROJECTS		
A.1.1. Strategy: LEASE PAYMENTS	\$ 2,261,632	\$ 2,240,817 & UB
To TFC for Payment to TPFA.		
Grand Total, LEASE PAYMENTS	\$ <u>2,261,632</u>	\$ <u>2,240,817</u>

**RECAPITULATION - ARTICLE VI
NATURAL RESOURCES
(General Revenue)¹**

	For the Years Ending	
	August 31, 2016	August 31, 2017
Department of Agriculture	\$ 54,532,023	\$ 46,777,147
Animal Health Commission	11,428,186	10,575,542
Commission on Environmental Quality	14,095,560	8,886,731
General Land Office and Veterans' Land Board	47,109,438	17,645,086
Parks and Wildlife Department	106,046,805	94,845,889
Railroad Commission	11,050,547	11,059,503
Soil and Water Conservation Board	21,369,807	21,369,807
Water Development Board	<u>77,813,161</u>	<u>73,303,131</u>
Subtotal, Natural Resources	<u>\$ 343,445,527</u>	<u>\$ 284,462,836</u>
Retirement and Group Insurance	72,304,852	77,363,623
Social Security and Benefit Replacement Pay	<u>6,810,440</u>	<u>6,884,354</u>
Subtotal, Employee Benefits	<u>\$ 79,115,292</u>	<u>\$ 84,247,977</u>
Bond Debt Service Payments	18,299,299	17,995,641
Lease Payments	<u>2,261,632</u>	<u>2,240,817</u>
Subtotal, Debt Service	<u>\$ 20,560,931</u>	<u>\$ 20,236,458</u>
TOTAL, ARTICLE VI - NATURAL RESOURCES	<u>\$ 443,121,750</u>	<u>\$ 388,947,271</u>

¹ Incorporates certain appropriation adjustments, including article-specific special provisions, and Article IX of HB 1 (Conference Committee Report), 84th Legislature, Regular Session; HB 6 and HB 7, 84th Legislature, Regular Session; other legislation enacted by the 84th Legislature which affects appropriations; non-substantive technical corrections and/or reconciling adjustments; and the Governor's vetoes. For specific adjustments, see agency bill patterns.

**RECAPITULATION - ARTICLE VI
NATURAL RESOURCES
(General Revenue - Dedicated)¹**

	For the Years Ending	
	August 31, <u>2016</u>	August 31, <u>2017</u>
Department of Agriculture	\$ 2,718,433	\$ 2,603,549
Commission on Environmental Quality	404,740,451	393,539,967
General Land Office and Veterans' Land Board	10,905,352	10,896,352
Low-level Radioactive Waste Disposal Compact Commission	583,289	583,289
Parks and Wildlife Department	217,432,132	182,637,024
Railroad Commission	<u>66,535,674</u>	<u>66,891,659</u>
Subtotal, Natural Resources	<u>\$ 702,915,331</u>	<u>\$ 657,151,840</u>
Retirement and Group Insurance	50,304,372	53,905,678
Social Security and Benefit Replacement Pay	<u>20,681,734</u>	<u>20,724,160</u>
Subtotal, Employee Benefits	<u>\$ 70,986,106</u>	<u>\$ 74,629,838</u>
TOTAL, ARTICLE VI - NATURAL RESOURCES	<u>\$ 773,901,437</u>	<u>\$ 731,781,678</u>

¹ Incorporates certain appropriation adjustments, including article-specific special provisions, and Article IX of HB 1 (Conference Committee Report), 84th Legislature, Regular Session; HB 6 and HB 7, 84th Legislature, Regular Session; other legislation enacted by the 84th Legislature which affects appropriations; non-substantive technical corrections and/or reconciling adjustments; and the Governor's vetoes. For specific adjustments, see agency bill patterns.

**RECAPITULATION - ARTICLE VI
NATURAL RESOURCES
(Federal Funds)¹**

	For the Years Ending	
	August 31, <u>2016</u>	August 31, <u>2017</u>
Department of Agriculture	\$ 490,964,095	\$ 490,464,095
Animal Health Commission	2,212,368	2,252,368
Commission on Environmental Quality	38,253,250	37,593,333
General Land Office and Veterans' Land Board	450,329,491	64,928,023
Parks and Wildlife Department	37,908,196	35,961,359
Railroad Commission	7,141,756	7,037,477
Soil and Water Conservation Board	14,500,000	8,523,725
Water Development Board	<u>8,047,792</u>	<u>8,047,792</u>
Subtotal, Natural Resources	<u>\$ 1,049,356,948</u>	<u>\$ 654,808,172</u>
Retirement and Group Insurance	14,673,341	15,479,986
Social Security and Benefit Replacement Pay	<u>5,097,313</u>	<u>5,071,698</u>
Subtotal, Employee Benefits	<u>\$ 19,770,654</u>	<u>\$ 20,551,684</u>
Bond Debt Service Payments	<u>106,471</u>	<u>106,471</u>
Subtotal, Debt Service	<u>\$ 106,471</u>	<u>\$ 106,471</u>
TOTAL, ARTICLE VI - NATURAL RESOURCES	<u>\$ 1,069,234,073</u>	<u>\$ 675,466,327</u>

¹ Incorporates certain appropriation adjustments, including article-specific special provisions, and Article IX of HB 1 (Conference Committee Report), 84th Legislature, Regular Session; HB 6 and HB 7, 84th Legislature, Regular Session; other legislation enacted by the 84th Legislature which affects appropriations; non-substantive technical corrections and/or reconciling adjustments; and the Governor's vetoes. For specific adjustments, see agency bill patterns.

**RECAPITULATION - ARTICLE VI
NATURAL RESOURCES
(Other Funds)¹**

	For the Years Ending	
	August 31, 2016	August 31, 2017
Department of Agriculture	\$ 10,596,810	\$ 10,762,782
Commission on Environmental Quality	8,075,246	7,175,036
General Land Office and Veterans' Land Board	43,296,609	43,796,609
Parks and Wildlife Department	20,960,859	4,501,745
Railroad Commission	2,406,457	2,406,457
Water Development Board	61,712,132	62,593,248
Subtotal, Natural Resources	\$ 147,048,113	\$ 131,235,877
Retirement and Group Insurance	7,652,002	8,103,608
Social Security and Benefit Replacement Pay	2,504,799	2,508,439
Subtotal, Employee Benefits	\$ 10,156,801	\$ 10,612,047
Bond Debt Service Payments	738,125	738,000
Subtotal, Debt Service	\$ 738,125	\$ 738,000
Less Interagency Contracts	\$ 8,170,812	\$ 7,270,602
TOTAL, ARTICLE VI - NATURAL RESOURCES	\$ 149,772,227	\$ 135,315,322

¹ Incorporates certain appropriation adjustments, including article-specific special provisions, and Article IX of HB 1 (Conference Committee Report), 84th Legislature, Regular Session; HB 6 and HB 7, 84th Legislature, Regular Session; other legislation enacted by the 84th Legislature which affects appropriations; non-substantive technical corrections and/or reconciling adjustments; and the Governor's vetoes. For specific adjustments, see agency bill patterns.

**RECAPITULATION - ARTICLE VI
NATURAL RESOURCES
(All Funds)¹**

	For the Years Ending	
	August 31, <u>2016</u>	August 31, <u>2017</u>
Department of Agriculture	\$ 558,811,361	\$ 550,607,573
Animal Health Commission	13,640,554	12,827,910
Commission on Environmental Quality	465,164,507	447,195,067
General Land Office and Veterans' Land Board	551,640,890	137,266,070
Low-level Radioactive Waste Disposal Compact Commission	583,289	583,289
Parks and Wildlife Department	382,347,992	317,946,017
Railroad Commission	87,134,434	87,395,096
Soil and Water Conservation Board	35,869,807	29,893,532
Water Development Board	<u>147,573,085</u>	<u>143,944,171</u>
Subtotal, Natural Resources	<u>\$ 2,242,765,919</u>	<u>\$ 1,727,658,725</u>
Retirement and Group Insurance	144,934,567	154,852,895
Social Security and Benefit Replacement Pay	<u>35,094,286</u>	<u>35,188,651</u>
Subtotal, Employee Benefits	<u>\$ 180,028,853</u>	<u>\$ 190,041,546</u>
Bond Debt Service Payments	19,143,895	18,840,112
Lease Payments	<u>2,261,632</u>	<u>2,240,817</u>
Subtotal, Debt Service	<u>\$ 21,405,527</u>	<u>\$ 21,080,929</u>
Less Interagency Contracts	<u>\$ 8,170,812</u>	<u>\$ 7,270,602</u>
TOTAL, ARTICLE VI - NATURAL RESOURCES	<u>\$ 2,436,029,487</u>	<u>\$ 1,931,510,598</u>
Number of Full-Time-Equivalents (FTE)	8,662.6	8,663.6

¹ Incorporates certain appropriation adjustments, including article-specific special provisions, and Article IX of HB 1 (Conference Committee Report), 84th Legislature, Regular Session; HB 6 and HB 7, 84th Legislature, Regular Session; other legislation enacted by the 84th Legislature which affects appropriations; non-substantive technical corrections and/or reconciling adjustments; and the Governor's vetoes. For specific adjustments, see agency bill patterns.

ARTICLE VII

BUSINESS AND ECONOMIC DEVELOPMENT

Sec. 1. The several sums of money herein specified, or so much thereby as may be necessary, are appropriated out of any funds in the State Treasury not otherwise appropriated, or out of special funds as indicated, for the support, maintenance, or improvement of the designated business and economic development agencies.

DEPARTMENT OF HOUSING AND COMMUNITY AFFAIRS

	For the Years Ending	
	August 31, 2016	August 31, 2017
Method of Financing:		
General Revenue Fund	\$ 13,209,997	\$ 13,270,489
<u>Federal Funds</u>		
Community Affairs Federal Fund No. 127	205,452,351	205,452,351
Federal American Recovery and Reinvestment Fund	5,000,000	5,000,000
Subtotal, Federal Funds	<u>\$ 210,452,351</u>	<u>\$ 210,452,351</u>
<u>Other Funds</u>		
Appropriated Receipts	19,226,807	19,525,894
Interagency Contracts	287,113	287,113
Subtotal, Other Funds	<u>\$ 19,513,920</u>	<u>\$ 19,813,007</u>
Total, Method of Financing	<u>\$ 243,176,268</u>	<u>\$ 243,535,847</u>
Other Direct and Indirect Costs Appropriated Elsewhere in this Act	\$ 1,573,521	\$ 1,679,040
This bill pattern represents an estimated 27% of this agency's estimated total available funds for the biennium.		
Number of Full-Time-Equivalents (FTE):	313.0	313.0
Schedule of Exempt Positions:		
Executive Director, Group 5 ¹	\$172,997	\$172,997
Items of Appropriation:		
A. Goal: AFFORDABLE HOUSING		
Increase Availability of Safe/Decent/Affordable Housing.		
A.1.1. Strategy: MRB PROGRAM - SINGLE FAMILY Mortgage Loans & MCCs through the SF MRB Program.	\$ 1,518,024	\$ 1,528,781
A.1.2. Strategy: HOME PROGRAM Provide Funding through the HOME Program for Affordable Housing.	\$ 30,001,794	\$ 29,999,201
A.1.3. Strategy: HOUSING TRUST FUND Provide Funding through the HTF for Affordable Housing.	\$ 5,969,488	\$ 6,041,988
A.1.4. Strategy: SECTION 8 RENTAL ASSISTANCE Federal Rental Assistance through Section 8 Vouchers.	\$ 6,255,399	\$ 6,255,399
A.1.5. Strategy: FEDERAL TAX CREDITS Provide Federal Tax Credits to Develop Rental Housing for VLI and LI.	\$ 1,829,680	\$ 1,850,174
A.1.6. Strategy: MRB PROGRAM - MULTIFAMILY Federal Mortgage Loans through the MF Mortgage Revenue Bond Program.	<u>\$ 488,138</u>	<u>\$ 491,580</u>
Total, Goal A: AFFORDABLE HOUSING	<u>\$ 46,062,523</u>	<u>\$ 46,167,123</u>

DEPARTMENT OF HOUSING AND COMMUNITY AFFAIRS
(Continued)

B. Goal: INFORMATION & ASSISTANCE

Provide Information and Assistance.

B.1.1. Strategy: HOUSING RESOURCE CENTER Center for Housing Research, Planning, and Communications.	\$ 1,425,915	\$ 1,387,759
B.2.1. Strategy: COLONIA SERVICE CENTERS Assist Colonias, Border Communities, and Nonprofits.	<u>\$ 345,073</u>	<u>\$ 347,802</u>
Total, Goal B: INFORMATION & ASSISTANCE	<u>\$ 1,770,988</u>	<u>\$ 1,735,561</u>

C. Goal: POOR AND HOMELESS PROGRAMS

Improve Poor/Homeless Living Conditions & Reduce VLI Energy Costs.

C.1.1. Strategy: POVERTY-RELATED FUNDS Administer Poverty-related Funds through a Network of Agencies.	\$ 45,205,025	\$ 45,203,089
C.2.1. Strategy: ENERGY ASSISTANCE PROGRAMS Administer State Energy Assistance Programs.	<u>\$ 132,976,208</u>	<u>\$ 132,976,208</u>
Total, Goal C: POOR AND HOMELESS PROGRAMS	<u>\$ 178,181,233</u>	<u>\$ 178,179,297</u>

D. Goal: ENSURE COMPLIANCE

Ensure Compliance with Program Mandates.

D.1.1. Strategy: MONITOR HOUSING REQUIREMENTS Monitor and Inspect for Federal & State Housing Program Requirements.	\$ 3,138,285	\$ 3,148,271
D.1.2. Strategy: MONITOR CONTRACT REQUIREMENTS Monitor Subrecipient Contracts.	<u>\$ 646,175</u>	<u>\$ 650,704</u>
Total, Goal D: ENSURE COMPLIANCE	<u>\$ 3,784,460</u>	<u>\$ 3,798,975</u>

E. Goal: MANUFACTURED HOUSING

Regulate Manufactured Housing Industry.

E.1.1. Strategy: TITLING & LICENSING Provide SOL and Licensing Services in a Timely Manner.	\$ 1,812,860	\$ 1,884,430
E.1.2. Strategy: INSPECTIONS Conduct Inspections of Manufactured Homes in a Timely Manner.	\$ 1,859,221	\$ 1,928,738
E.1.3. Strategy: ENFORCEMENT Process Complaints/Conduct Investigations/Take Administrative Actions.	\$ 1,652,975	\$ 1,716,329
E.1.4. Strategy: TEXAS.GOV Texas.gov fees. Estimated and Nontransferable.	<u>\$ 19,120</u>	<u>\$ 19,120</u>
Total, Goal E: MANUFACTURED HOUSING	<u>\$ 5,344,176</u>	<u>\$ 5,548,617</u>

F. Goal: INDIRECT ADMIN AND SUPPORT COSTS

Indirect Administration and Support Costs.

F.1.1. Strategy: CENTRAL ADMINISTRATION	\$ 5,716,685	\$ 5,772,670
F.1.2. Strategy: INFORMATION RESOURCE TECHNOLOGIES	\$ 1,731,917	\$ 1,745,335
F.1.3. Strategy: OPERATING/SUPPORT Operations and Support Services.	<u>\$ 584,286</u>	<u>\$ 588,269</u>
Total, Goal F: INDIRECT ADMIN AND SUPPORT COSTS	<u>\$ 8,032,888</u>	<u>\$ 8,106,274</u>

**Grand Total, DEPARTMENT OF HOUSING AND
COMMUNITY AFFAIRS**

\$ 243,176,268 \$ 243,535,847

Object-of-Expense Informational Listing:

Salaries and Wages	\$ 20,842,664	\$ 21,251,989
Other Personnel Costs	745,604	745,604
Professional Fees and Services	1,516,311	1,521,559
Consumable Supplies	108,181	105,258
Utilities	139,642	139,642
Travel	937,616	937,616
Rent - Building	258,895	258,895
Rent - Machine and Other	72,542	72,542

DEPARTMENT OF HOUSING AND COMMUNITY AFFAIRS
(Continued)

Other Operating Expense	3,469,284	3,432,878
Client Services	5,293,786	5,291,582
Grants	209,711,743	209,738,282
Capital Expenditures	80,000	40,000

Total, Object-of-Expense Informational Listing \$ 243,176,268 \$ 243,535,847

Estimated Allocations for Employee Benefits and Debt Service Appropriations Made Elsewhere in this Act:

Employee Benefits

Retirement	\$ 1,872,725	\$ 1,878,449
Group Insurance	3,401,406	3,702,452
Social Security	1,444,233	1,451,454
Benefits Replacement	63,595	57,554

Subtotal, Employee Benefits \$ 6,781,959 \$ 7,089,909

Debt Service

Lease Payments	\$ 5,089	\$ 5,137
----------------	----------	----------

Total, Estimated Allocations for Employee Benefits and Debt Service Appropriations Made Elsewhere in this Act \$ 6,787,048 \$ 7,095,046

- 1. Performance Measure Targets.** The following is a listing of the key performance target levels for the Department of Housing and Community Affairs. It is the intent of the Legislature that appropriations made by this Act be utilized in the most efficient and effective manner possible to achieve the intended mission of the Department of Housing and Community Affairs. In order to achieve the objectives and service standards established by this Act, the Department of Housing and Community Affairs shall make every effort to attain the following designated key performance target levels associated with each item of appropriation.

	2016	2017
A. Goal: AFFORDABLE HOUSING		
Outcome (Results/Impact):		
Percent of Households/Individuals of Very Low, Low, and Moderate Income Needing Affordable Housing That Subsequently Receive Housing or Housing-related Assistance	0.5%	0.5%
Percent of Households/Individuals of Very Low Income Needing Affordable Housing That Subsequently Receive Housing or Housing-related Assistance	0.6%	0.6%
Percent of Households/Individuals of Low Income Needing Affordable Housing That Subsequently Receive Housing or Housing-related Assistance	0.1%	0.1%
Percent of Households/Individuals of Moderate Income Needing Affordable Housing That Subsequently Receive Housing or Housing-related Assistance	1%	1%
A.1.1. Strategy: MRB PROGRAM - SINGLE FAMILY Output (Volume):		
Number of Households Assisted through Bond Authority or Other Mortgage Financing	2,414	2,377
A.1.2. Strategy: HOME PROGRAM Output (Volume):		
Number of Households Assisted with Single Family HOME Funds	1,125	1,125
Number of Households Assisted with Multifamily HOME Funds	200	200
A.1.3. Strategy: HOUSING TRUST FUND Output (Volume):		
Number of Single Family Households Assisted through the Single Family Housing Trust Fund Program	175	175
A.1.4. Strategy: SECTION 8 RENTAL ASSISTANCE Output (Volume):		
Number of Households Assisted through Statewide Housing Assistance Payments Program	960	990
A.1.5. Strategy: FEDERAL TAX CREDITS Output (Volume):		
Number of Households Assisted through the Housing Tax Credit Program	8,090	8,100

DEPARTMENT OF HOUSING AND COMMUNITY AFFAIRS
(Continued)

A.1.6. Strategy: MRB PROGRAM - MULTIFAMILY		
Output (Volume):		
Number of Households Assisted through the Multifamily Mortgage Revenue Bond Program	580	900
B. Goal: INFORMATION & ASSISTANCE		
B.1.1. Strategy: HOUSING RESOURCE CENTER		
Output (Volume):		
Number of Information and Technical Assistance Requests Completed	6,000	5,800
B.2.1. Strategy: COLONIA SERVICE CENTERS		
Output (Volume):		
Number of Technical Assistance Contacts and Visits Conducted Annually from the Border Field Offices	1,380	1,380
C. Goal: POOR AND HOMELESS PROGRAMS		
Outcome (Results/Impact):		
Percent Eligible Population That Received Homeless and Poverty-Related Assistance	7.6%	7.6%
Percent of Very Low Income Households Receiving Energy Assistance	7.2%	7.2%
C.1.1. Strategy: POVERTY-RELATED FUNDS		
Output (Volume):		
Number of Persons Assisted through Homeless and Poverty-related Funds	426,236	426,236
Number of Persons Assisted That Achieve Incomes above Poverty Level	1,100	1,100
C.2.1. Strategy: ENERGY ASSISTANCE PROGRAMS		
Output (Volume):		
Number of Households Assisted through the Comprehensive Energy Assistance Program	146,545	146,545
Number of Dwelling Units Weatherized by the Department	2,822	2,822
D. Goal: ENSURE COMPLIANCE		
D.1.1. Strategy: MONITOR HOUSING REQUIREMENTS		
Output (Volume):		
Total Number of File Reviews Conducted	584	691
D.1.2. Strategy: MONITOR CONTRACT REQUIREMENTS		
Output (Volume):		
Total Number of Reviews of Local Administrators	150	150
E. Goal: MANUFACTURED HOUSING		
Outcome (Results/Impact):		
Percent of Consumer Complaint Inspections Conducted within 30 Days of Request	100%	100%
Percent of Complaints Resulting in Disciplinary Action	20%	20%
E.1.1. Strategy: TITLING & LICENSING		
Output (Volume):		
Number of Manufactured Housing Statements of Ownership and Location (SOL) Issued	65,000	65,000
E.1.2. Strategy: INSPECTIONS		
Explanatory:		
Number of Installation Reports Received	12,000	12,000
E.1.3. Strategy: ENFORCEMENT		
Output (Volume):		
Number of Complaints Resolved	450	450
Efficiencies:		
Average Time for Complaint Resolution (Days)	180	180
Explanatory:		
Number of Jurisdictional Complaints Received	400	400
2. Capital Budget. None of the funds appropriated above may be expended for capital budget items except as listed below. The amounts shown below shall be expended only for the purposes shown and are not available for expenditure for other purposes. Amounts appropriated above and identified in this provision as appropriations either for "Lease Payments to the Master Lease Purchase Program" or for items with an "(MLPP)" notation shall be expended only for the purpose of making lease-purchase payments to the Texas Public Finance Authority pursuant to Government Code §1232.103.		

DEPARTMENT OF HOUSING AND COMMUNITY AFFAIRS
(Continued)

	2016	2017
a. Acquisition of Information Resource Technologies		
(1) Information Technology Hardware and Software Upgrades	\$ 303,000	\$ 189,000
b. Centralized Accounting and Payroll/Personnel System (CAPPS)		
(1) PeopleSoft Financials Annual Maintenance	\$ 52,905	\$ 52,905
Total, Capital Budget	<u>\$ 355,905</u>	<u>\$ 241,905</u>
Method of Financing (Capital Budget):		
Community Affairs Federal Fund No. 127	\$ 77,523	\$ 52,838
Appropriated Receipts	278,382	189,067
Total, Method of Financing	<u>\$ 355,905</u>	<u>\$ 241,905</u>

3. **Low/Moderate Income Housing Construction.** Out of the funds appropriated above, no less than \$500,000 each year of the biennium shall be expended on low/moderate income housing construction in enterprise zone areas.

4. **Appropriations Limited to Revenue Collections.** Fees, fines, and other miscellaneous revenues as authorized and generated by the agency shall cover, at a minimum, the cost of the appropriations made above for the strategy items in Goal E, Manufactured Housing, the cost of the appropriations required for manufactured housing consumer claims payments according to the Occupations Code §1201, Manufactured Housing Standards Act, as well as the "other direct and indirect costs" associated with this goal, appropriated elsewhere in this Act. "Other direct and indirect costs" for Goal E, Manufactured Housing, are estimated to be \$1,573,521 for fiscal year 2016 and \$1,679,040 for fiscal year 2017. In the event that actual and/or projected revenue collections are insufficient to offset the costs identified by this provision, the Legislative Budget Board may direct that the Comptroller of Public Accounts reduce the appropriation authority provided above to be within the amount of revenue expected to be available.

5. **Housing Assistance.** To the extent allowed by state and federal program guidelines the department shall adopt an annual goal to apply no less than \$30,000,000 of the funds available from the Housing Trust Fund, HOME Program, Section 8 Program, and Housing Tax-Credit Program's total housing funds toward housing assistance for individuals and families earning less than 30 percent of the Area Median Family Income (AMFI). No less than 20 percent of the funds available from the Housing Trust Fund, HOME Program, Section 8 Program, and Housing Tax-Credit Program shall be spent for individuals and families earning between 31 percent and 60 percent of the area median family income. To the extent allowed by state and federal program guidelines in those counties where the area median family income is lower than the state average median family income, the department shall use the average state median income in interpreting this rider. The department shall provide an annual report to the Legislative Budget Board documenting its expenditures in each income category.

6. **Conversions of Executory Contracts.**
 - a. Out of the funds appropriated above, the department shall spend not less than \$4,000,000 for the biennium for the sole purpose of contract for deed conversions for families that reside in a colonia and earn 60 percent or less of the applicable area median family income. It is the intent of the Legislature that the department shall make a good-faith effort to complete at least 200 contract for deed conversions by August 31, 2017.
 - b. The Department of Housing and Community Affairs shall provide a quarterly report to the Legislative Budget Board detailing the number of, and cost for each, contract for deed conversions completed.

7. **Colonia Set-Aside Program Allocation.** The Texas Department of Agriculture (TDA) shall allocate 2.5 percent of the yearly allocation of Community Development Block Grant (CDBG) monies to support the operation of the Colonia Self-Help Centers and shall transfer such funds to the Department of Housing and Community Affairs on September 1 each year of the biennium.

DEPARTMENT OF HOUSING AND COMMUNITY AFFAIRS
(Continued)

Consistent with federal rules and regulations, the funds provided from TDA to the Colonia Self-Help Center in El Paso county shall be used to provide internet access and training for parents and their children attending elementary schools in colonias, to establish technology centers within those elementary school libraries, to purchase wireless devices and laptop computers to loan out from the technology centers, and improve internet access for students and parents.

- 8. Appropriation: Housing Trust Fund Interest Earnings and Loan Repayments.** Interest earnings and loan repayments received from loans made through the Housing Trust Fund program from the General Revenue Fund are included above in Strategy A.1.3, Housing Trust Fund, estimated to be \$2,200,000 each year.
- 9. Housing Trust Fund Deposits to the Texas Treasury Safekeeping Trust Company.**
 - a. Out of funds appropriated above in Strategy A.1.3, Housing Trust Fund, all funds above those retained for administrative purposes in fiscal year 2016 and fiscal year 2017 shall be deposited in the Housing Trust Fund in the Texas Treasury Safekeeping Trust Company established under Government Code, Chapter 2306, at the beginning of each fiscal year. The amounts to be transferred in fiscal years 2016 and 2017 include an estimated \$2,200,000 in each fiscal year from interest earnings and loan repayments received, identified above in Rider 8, Appropriation: Housing Trust Fund Interest Earnings and Loan Repayments.
 - b. Interest earnings and loan repayments received from loans made through the Housing Trust Fund program from the General Revenue Fund shall be deposited in the Housing Trust Fund in the Texas Treasury Safekeeping Trust Company established under Government Code, Chapter 2306, for the same purpose.
 - c. The Department of Housing and Community Affairs shall provide an annual report to the Legislative Budget Board, the House Appropriations Committee, and the Senate Finance Committee no later than October 1 detailing the agency's plan to expend funds from the Housing Trust Fund during the current fiscal year.
 - d. Out of funds appropriated above in Strategy A.1.3, Housing Trust Fund, all funds above those retained for administrative purposes in fiscal year 2016 and fiscal year 2017 and above amounts required in §(a) of this rider, shall be deposited in the Housing Trust Fund in the Texas Treasury Safekeeping Trust Company established under Government Code, Chapter 2306, no later than October 1 of each fiscal year.
 - e. At the end of each fiscal year, any unexpended administrative balances appropriated under Strategy A.1.3, Housing Trust Fund, shall be transferred to the Housing Trust Fund in the Texas Treasury Safekeeping Trust Company established under Government Code, Chapter 2306.
- 10. Mortgage Revenue Bond Program.** The Department of Housing and Community Affairs shall operate the First-Time Homebuyer Mortgage Revenue Bond Program in a manner that maximizes the creation of very low-income single family housing by ensuring that at least 30 percent of the lendable bond proceeds are set aside for a period of one year for individuals and families at 80 percent and below the area median family income (AMFI), while assuring the highest reasonable bond rating. In an effort to facilitate the origination of single family mortgage loans to individuals and families at 80 percent and below the AMFI, the department shall utilize down payment and closing cost assistance or other assistance methods.
- 11. Additional Appropriated Receipts.**
 - a. Except during an emergency as defined by the Governor, no appropriation of appropriated receipts in addition to the estimated amounts above may be expended by the Department of Housing and Community Affairs until:
 - (1) the department's governing board files a finding of fact along with a written plan outlining the source, use, and projected impact of the funds on performance measures with the Legislative Budget Board and the Governor and indicating that additional appropriations are required to maintain adequate levels of program performance; and,

DEPARTMENT OF HOUSING AND COMMUNITY AFFAIRS

(Continued)

- (2) the 30th business day after completion of a review by Legislative Budget Board staff and forwarding of a recommendation to the Chair of the House Appropriations Committee, Chair of the Senate Finance Committee, Speaker of the House, and Lieutenant Governor there is no notification of disapproval issued to the Comptroller and the agency by the Legislative Budget Board or the Governor, the Comptroller of Public Accounts shall release the funds. Any requests for additional information made by the Legislative Budget Board shall interrupt the counting of the 30 business days.
- b. This provision does not apply to appropriated receipts included in the amounts appropriated above that are collected under Object Codes 3719 and 3802. Appropriated receipts collected under these revenue object codes are governed under provisions found in Article IX, Part 13 and Article IX, §12.02.
- 12. Manufactured Homeowner Consumer Claims.** Included above in Goal E, Manufactured Housing, the Manufactured Housing Division of the Department of Housing and Community Affairs is appropriated an amount required for the purpose of paying manufactured housing consumer claims from Appropriated Receipts according to the Occupations Code Chapter 1201, Manufactured Housing Standards Act, from Statement of Ownership and Location (SOL) issuance fees involving manufactured housing that are collected during the 2016-17 biennium. No General Revenue is appropriated for the payment of these claims.
- 13. Affordable Housing Research and Information Program.** Out of funds appropriated above in Strategy B.1.1, Housing Resource Center, the Department of Housing and Community Affairs shall conduct the Affordable Housing Research and Information Program with the assistance of the Texas Department Agriculture, to the extent allowed by state law, in order to avoid a duplication of effort. It is the intent of the Legislature that no funds shall be transferred between the Department of Housing and Community Affairs and the Texas Department of Agriculture for this purpose.
- 14. Reporting on Weatherization Efforts.** As part of its efforts to help low-income Texans eligible for weatherization to conserve energy and lower bills, Texas Department of Housing and Community Affairs (TDHCA) shall use funds appropriated above to coordinate with investor-owned utilities, from which TDHCA receives funds, and that offer energy efficiency programs for Texans meeting low-income eligibility criteria to make sure the monies available for low-income energy efficiency programs spent both through the agency and through utility programs are effectively and adequately spent. The TDHCA shall use funds appropriated above to produce an annual report with information about the number of low-income household benefiting from energy efficiency monies through state, federal and utility-funded programs, the total amount of federal, utility and state funds expended on the programs, the average amount spent per unit weatherized in each program, as well as the peak electricity demand reduction, the amount overall electric energy saved, the amount of money saved and the number of job and job years created. A copy of the annual report shall be delivered to the Lieutenant Governor, Speaker and Governor, as well as made available on TDHCA's website by March 15th of 2016 and March 15th of 2017.
- 15. Transfer of the Veterans Housing Assistance Program.** Out of funds appropriated above, in Strategy A.1.3, Housing Trust Fund, the Texas Department of Housing and Community Affairs shall establish an Interagency Contract to provide 10 percent, not to exceed \$4,300,110 for the 2016-17 biennium (\$4,200,110 for grants and \$100,000 for administration), to the appropriate fund or account with the Texas Veterans' Commission for the purpose of administering a Veterans Housing Assistance Program that will assist Texas veterans and their families in obtaining, maintaining or improving housing.

¹ Article IX, §18.02, of this Act, increases the salary of the Executive Director from \$168,778 to \$172,997.

TEXAS LOTTERY COMMISSION

	For the Years Ending	
	August 31, 2016	August 31, 2017
Method of Financing:		
General Revenue Fund	\$ 2,772,945	\$ 2,772,945
GR Dedicated - Lottery Account No. 5025	220,182,308	220,196,185
Total, Method of Financing	\$ 222,955,253	\$ 222,969,130
Other Direct and Indirect Costs Appropriated Elsewhere in this Act	\$ 536,648	\$ 570,303
This bill pattern represents an estimated 100% of this agency's estimated total available funds for the biennium.		
Number of Full-Time-Equivalents (FTE):	326.5	326.5
Schedule of Exempt Positions:		
Executive Director, Group 6 ¹	\$211,191	\$211,191
Items of Appropriation:		
A. Goal: OPERATE LOTTERY		
Run Self-supporting, Revenue-producing, and Secure Lottery.		
A.1.1. Strategy: LOTTERY OPERATIONS	\$ 7,234,247	\$ 7,237,819
A.1.2. Strategy: LOTTERY FIELD OPERATIONS	\$ 2,728,129	\$ 2,728,823
A.1.3. Strategy: MARKETING AND PROMOTION	\$ 5,670,709	\$ 5,671,475
A.1.4. Strategy: SECURITY	\$ 6,376,057	\$ 6,158,769
A.1.5. Strategy: CENTRAL ADMINISTRATION	\$ 13,205,068	\$ 13,204,707
A.1.6. Strategy: LOTTERY OPERATOR CONTRACT(S) Lottery Operator Contract(s). Estimated and Nontransferable.	\$ 97,263,577	\$ 97,448,281
A.1.7. Strategy: INSTANT TICKET PRODUCT. CONTRACT(S) Instant Ticket Production Contract(s).	\$ 26,000,000	\$ 26,000,000
A.1.8. Strategy: MASS MEDIA ADVERTISING CONTRACT(S)	\$ 32,000,000	\$ 32,000,000
A.1.9. Strategy: DRAWING & BROADCAST CONTRACT(S) Drawing and Broadcast Services Contract(s).	\$ 2,945,571	\$ 2,945,571
A.1.10. Strategy: MARKET RESEARCH CONTRACT(S) Market Research Services Contract(s).	\$ 552,620	\$ 552,620
A.1.11. Strategy: RETAILER BONUS	\$ 4,200,000	\$ 4,200,000
A.1.12. Strategy: RETAILER COMMISSIONS Retailer Commissions. Estimated and Nontransferable.	\$ 22,006,330	\$ 22,048,120
Total, Goal A: OPERATE LOTTERY	\$ 220,182,308	\$ 220,196,185
B. Goal: ENFORCE BINGO LAWS		
Enforce Bingo Laws/Rules for Fairness to Ensure Proceeds Used Lawfully.		
B.1.1. Strategy: BINGO LICENSING Determine Eligibility and Process Applications.	\$ 792,233	\$ 792,233
B.1.2. Strategy: BINGO EDUCATION AND DEVELOPMENT Provide Education and Training for Bingo Regulatory Requirements.	\$ 176,924	\$ 176,924
B.1.3. Strategy: BINGO LAW COMPLIANCE FIELD OPER Bingo Law Compliance Field Operations.	\$ 1,622,157	\$ 1,622,157
B.1.4. Strategy: BINGO PRIZE FEE COLLECTION & ACCT Bingo Prize Fee Collections and Accounting.	\$ 181,631	\$ 181,631
Total, Goal B: ENFORCE BINGO LAWS	\$ 2,772,945	\$ 2,772,945
Grand Total, TEXAS LOTTERY COMMISSION	\$ 222,955,253	\$ 222,969,130
Supplemental Appropriations Made in Riders:	\$ 12,635,500	\$ 12,635,500
Object-of-Expense Informational Listing:		
Salaries and Wages	\$ 21,022,805	\$ 21,022,805
Other Personnel Costs	661,519	661,519

TEXAS LOTTERY COMMISSION
(Continued)

Professional Fees and Services	7,062,122	7,069,122
Fuels and Lubricants	5,000	5,000
Consumable Supplies	163,200	163,200
Utilities	359,186	359,186
Travel	490,318	490,318
Rent - Building	3,513,000	3,515,728
Rent - Machine and Other	908,353	908,353
Other Operating Expense	188,469,750	188,773,899
Grants	12,635,500	12,635,500
Capital Expenditures	<u>300,000</u>	<u>0</u>
Total, Object-of-Expense Informational Listing	<u>\$ 235,590,753</u>	<u>\$ 235,604,630</u>

Estimated Allocations for Employee Benefits and Debt Service Appropriations Made Elsewhere in this Act:

Employee Benefits

Retirement	\$ 1,722,563	\$ 1,727,829
Group Insurance	3,097,279	3,364,733
Social Security	1,412,425	1,419,487
Benefits Replacement	<u>66,446</u>	<u>60,134</u>
Subtotal, Employee Benefits	<u>\$ 6,298,713</u>	<u>\$ 6,572,183</u>

Debt Service

Lease Payments	<u>\$ 20,197</u>	<u>\$ 20,385</u>
----------------	------------------	------------------

Total, Estimated Allocations for Employee Benefits and Debt Service Appropriations Made Elsewhere in this Act

<u>\$ 6,318,910</u>	<u>\$ 6,592,568</u>
---------------------	---------------------

1. **Performance Measure Targets.** The following is a listing of the key performance target levels for the Texas Lottery Commission. It is the intent of the Legislature that appropriations made by this Act be utilized in the most efficient and effective manner possible to achieve the intended mission of the Texas Lottery Commission. In order to achieve the objectives and service standards established by this Act, the Texas Lottery Commission shall make every effort to attain the following designated key performance target levels associated with each item of appropriation.

	<u>2016</u>	<u>2017</u>
A. Goal: OPERATE LOTTERY		
Outcome (Results/Impact):		
Percent of Retailers Satisfied with Lottery Commission	95%	95%
State Revenue Received Per Advertising Dollar Expended	34	34
A.1.1. Strategy: LOTTERY OPERATIONS		
Output (Volume):		
Number of Retailer Business Locations Licensed	17,333	17,333
A.1.3. Strategy: MARKETING AND PROMOTION		
Efficiencies:		
Average Cost Per Survey Issued	2	2
A.1.8. Strategy: MASS MEDIA ADVERTISING CONTRACT(S)		
Output (Volume):		
Dollar Amount of Advertising Budget Spent on Television Advertising (Millions)	12	12
Efficiencies:		
Percentage of Adult Texans Aware of Lottery Advertising	59%	59%
B. Goal: ENFORCE BINGO LAWS		
Outcome (Results/Impact):		
Percent of Complaints Referred for Disciplinary Action	8%	8%
Net Bingo Games Revenue Received by Charitable Organizations (in Millions)	25	25
Percentage of Organizations Who Met the Statutory Charitable Distribution Requirement	96%	96%
B.1.1. Strategy: BINGO LICENSING		
Output (Volume):		
Number of Licenses Issued to Individuals and Organizations	9,000	9,000
B.1.3. Strategy: BINGO LAW COMPLIANCE FIELD OPER		
Output (Volume):		
Number of Bingo Complaints Completed	180	180

TEXAS LOTTERY COMMISSION
(Continued)

B.1.4. Strategy: BINGO PRIZE FEE COLLECTION & ACCT

Output (Volume):

Number of Days to Allocate Payments to Local Jurisdictions	6	6
--	---	---

2. **Capital Budget.** None of the funds appropriated above may be expended for capital budget items except as listed below. The amounts shown below shall be expended only for the purposes shown and are not available for expenditure for other purposes. Amounts appropriated above and identified in the provision as appropriations either for "Lease Payments to the Master Equipment Purchase Program" or for items with an "(MLPP)" notation shall be expended only for the purpose of making lease-purchase payments to the Texas Public Finance Authority pursuant to the provisions of Government Code §1232.103.

	2016	2017
a. Acquisition of Capital Equipment and Items		
(1) Capitalized Lottery Drawing Equipment	\$ 300,000	\$ 0
Total, Capital Budget	\$ 300,000	\$ 0
Method of Financing (Capital Budget):		
GR Dedicated - Lottery Account No. 5025	\$ 300,000	\$ 0
Total, Method of Financing	\$ 300,000	\$ 0

3. **Operate Lottery.** Pursuant to Government Code, Chapter 466, appropriations made to Goal A, Operate Lottery, shall not exceed twelve percent of the gross revenue from the sale of lottery tickets. This appropriation shall be used for the administration of the lottery and for retailer commissions.
4. **Appropriation: Payment of Prizes.** In addition to the amounts appropriated above for the administration of the lottery and retailer commissions, there is hereby appropriated pursuant to Government Code, Chapter 466, out of the State Lottery Account in the General Revenue Fund, sufficient funds for the payment of prizes to the holders of winning tickets.
5. **Limitation: Pooled Reserve Fund.** Pursuant to Government Code, Chapter 466, the Executive Director of the Texas Lottery Commission shall maintain balances in a pooled reserve fund to cover the potential loss of state revenue as a result of lottery retailer defaults. The Executive Director of the Texas Lottery Commission shall transfer all pooled reserve fund revenues and balances that exceed \$5 million to the Foundation School Fund No. 193 monthly.
6. **Appropriations Limited to Revenue Collections.²** Fees, fines, and other miscellaneous revenues as authorized and generated by the operation of charity bingo shall cover, at a minimum, the cost of the appropriations made above for the strategy items in Goal B, Enforce Bingo Laws, as well as the "other direct and indirect costs" associated with this goal, appropriated elsewhere in this Act. "Other direct and indirect costs" for Goal B, Enforce Bingo Laws, are estimated to be \$536,648 for fiscal year 2016 and \$570,303 for fiscal year 2017. In the event that actual and/or projected revenue collections are insufficient to offset the costs identified by this provision, the Legislative Budget Board may direct that the Comptroller of Public Accounts reduce the appropriation authority provided above to be within the amount of revenue expected to be available.
7. **Petty Cash Fund Authorized.** The Texas Lottery Commission is authorized to establish a petty cash fund to be used by Commission employees for the purchase of evidence and/or information and other expenses deemed necessary for agency security and enforcement activities, including audits and expenses, incurred by auditing. The petty cash fund, not to exceed \$1,500, may be maintained in cash or at a local bank and shall be subject to such rules and regulations as the executive director may recommend and the commission may adopt.
8. **Local Bingo Prize Fees.** In addition to the amounts appropriated above in Strategy B.1.4, Bingo Prize Fee Collection and Accounting, bingo prize fees collected pursuant to Texas Occupations Code, Section 2001.502 for allocation to counties and municipalities as required by the Texas Occupations Code, Section 2001.503, are appropriated to the Texas Lottery Commission, estimated to be \$12,635,500 in fiscal year 2016 and \$12,635,500 in fiscal year 2017.

TEXAS LOTTERY COMMISSION
(Continued)

9. Retailer Commissions.

- a. Pursuant to Government Code, Chapter 466, an amount equal to 5 percent of gross sales shall be made available for the purpose of paying retailer commissions.
- b. The amounts included above in Strategy A.1.12, Retailer Commissions, include an estimated amount equal to one-half of one percent of gross sales each fiscal year that is in addition to the 5 percent retailer commission amount in subsection (a) above and may only be used for the purpose of paying sales performance retailer commissions. Any unobligated and unexpended balances of appropriations for the fiscal year ending August 31, 2016, are appropriated to the agency for the same purposes for the fiscal year beginning September 1, 2016. Prior to providing an additional retail commission above 5 percent of gross sales, the Texas Lottery Commission shall provide a report to the Governor and the Legislative Budget Board outlining the Texas Lottery Commission's plans to implement a retailer sales performance commission or similar sales performance incentive program and the projected benefits of the program to lottery ticket sales and state revenues.

10. Lottery Operator Contract. The amounts included above in Strategy A.1.6, Lottery Operator Contract, are estimated appropriations out of the State Lottery Account in the General Revenue Fund and may only be used for payment of lottery operator contractual obligations. The estimated amount appropriated for fiscal year 2016 is an amount equal to 2.2099 percent of gross sales in fiscal year 2016; and the estimated amount appropriated in fiscal year 2017 is an amount equal to 2.2099 percent of gross sales in fiscal year 2017.

11. Appropriation of Increased Revenues. In addition to the amounts appropriated above, there is hereby appropriated out of the State Lottery Account in the General Revenue Fund, an amount equal to 1.49 percent of the amount by which gross sales exceed \$4,401,266,000 in fiscal year 2016 and the amount by which gross sales exceed \$4,409,624,000 in fiscal year 2017 for the purpose of fulfilling contractual obligations and other administrative costs in administration of the Lottery. Any unexpended balances remaining from this appropriation as of August 31, 2016, are hereby appropriated for the same purposes for the fiscal year beginning September 1, 2016.

12. Instant Ticket Game Closure. The commission shall provide a semi-annual report on April 1 and October 1 of each fiscal year, to the Legislative Budget Board detailing the number of instant ticket games closed and the amount of time to end the sale of each game following closure.

13. Sale of Lottery. None of the funds appropriated above may be spent for the purpose of exploring, investigating, negotiating, calculating, or otherwise taking any action that would result in selling the Texas Lottery.

14. Bingo Third Party Reimbursements. Included in amounts appropriated above in Strategy B.1.3, Bingo Law Compliance Field Operations, is an estimated \$60,000 in fiscal year 2016 and \$60,000 in fiscal year 2017 in General Revenue Funds collected from third party reimbursements by the Bingo division in accordance with Texas Occupations Code §§2001.205(b), 2001.209(b), 2001.437(e), and 2001.560(d).

¹ Article IX, §18.02, of this Act, increases the salary of the Executive Director from \$206,040 to \$211,191.

² Incorporates the passage of HB 1905, 84th Legislature, Regular Session, relating to certain state and local taxes and the repeal of certain taxes, resulting in the elimination of Bingo Rental Tax collections previously used to calculate available revenues for other direct and indirect costs associated with the Lottery Commission's Bingo operations.

DEPARTMENT OF MOTOR VEHICLES

	For the Years Ending	
	August 31, 2016	August 31, 2017
Method of Financing:		
General Revenue Fund ¹	\$ 168,180,219	\$ 14,912,006
Texas Department of Motor Vehicles Fund ¹	0	130,316,695
Total, Method of Financing	\$ 168,180,219	\$ 145,228,701
 This bill pattern represents an estimated 100% of this agency's estimated total available funds for the biennium.		
Number of Full-Time-Equivalents (FTE):	763.0	763.0
Schedule of Exempt Positions:		
Executive Director, Group 5 ²	\$192,128	\$192,128
Items of Appropriation:		
A. Goal: OPTIMIZE SERVICES AND SYSTEMS		
A.1.1. Strategy: TITLES, REGISTRATIONS, AND PLATES	\$ 74,020,416	\$ 73,600,156
Provide Title, Registration, and Specialty License Plate Services.		
A.1.2. Strategy: VEHICLE DEALER LICENSING	\$ 4,094,083	\$ 4,094,083
Motor Vehicle Dealer Licensing.		
A.1.3. Strategy: MOTOR CARRIER PERMITS & CREDENTIALS	\$ 7,943,892	\$ 8,793,892
A.1.4. Strategy: TECHNOLOGY ENHANCEMENT & AUTOMATION	\$ 26,016,149	\$ 2,583,993
A.1.5. Strategy: CUSTOMER CONTACT CENTER	\$ 2,154,621	\$ 2,154,621
Total, Goal A: OPTIMIZE SERVICES AND SYSTEMS	\$ 114,229,161	\$ 91,226,745
B. Goal: PROTECT THE PUBLIC		
B.1.1. Strategy: ENFORCEMENT	\$ 5,370,265	\$ 5,370,265
Conduct Investigations and Enforcement Activities.		
B.2.1. Strategy: AUTOMOBILE THEFT PREVENTION	\$ 14,912,006	\$ 14,912,006
Motor Vehicle Burglary and Theft Prevention.		
Total, Goal B: PROTECT THE PUBLIC	\$ 20,282,271	\$ 20,282,271
C. Goal: INDIRECT ADMINISTRATION		
C.1.1. Strategy: CENTRAL ADMINISTRATION	\$ 7,770,237	\$ 7,770,237
C.1.2. Strategy: INFORMATION RESOURCES	\$ 23,579,214	\$ 22,135,425
C.1.3. Strategy: OTHER SUPPORT SERVICES	\$ 2,319,336	\$ 3,814,023
Total, Goal C: INDIRECT ADMINISTRATION	\$ 33,668,787	\$ 33,719,685
Grand Total, DEPARTMENT OF MOTOR VEHICLES	\$ 168,180,219	\$ 145,228,701
Object-of-Expense Informational Listing:		
Salaries and Wages	\$ 39,375,953	\$ 39,375,953
Other Personnel Costs	1,288,335	1,288,335
Professional Fees and Services	42,368,474	17,492,529
Fuels and Lubricants	110,000	110,000
Consumable Supplies	848,567	848,567
Utilities	4,890,744	5,071,611
Travel	598,899	598,899
Rent - Building	1,101,228	1,471,078
Rent - Machine and Other	331,274	331,274
Other Operating Expense	62,599,862	64,095,072
Grants	13,795,383	13,795,383
Capital Expenditures	871,500	750,000
Total, Object-of-Expense Informational Listing	\$ 168,180,219	\$ 145,228,701

DEPARTMENT OF MOTOR VEHICLES
(Continued)

Estimated Allocations for Employee Benefits and Debt Service Appropriations Made Elsewhere in this Act:

<u>Employee Benefits</u>		
Retirement	\$ 3,462,413	\$ 3,472,996
Group Insurance	5,954,262	6,416,201
Social Security	2,808,097	2,822,137
Benefits Replacement	<u>126,649</u>	<u>114,617</u>
Subtotal, Employee Benefits	<u>\$ 12,351,421</u>	<u>\$ 12,825,951</u>
<u>Debt Service</u>		
Lease Payments	<u>\$ 285,929</u>	<u>\$ 617,821</u>
Total, Estimated Allocations for Employee Benefits and Debt Service Appropriations Made Elsewhere in this Act	<u>\$ 12,637,350</u>	<u>\$ 13,443,772</u>

1. **Performance Measure Targets.** The following is a listing of the key performance target levels for the Department of Motor Vehicles. It is the intent of the Legislature that appropriations made by this Act be utilized in the most efficient and effective manner possible to achieve the intended mission of the Department of Motor Vehicles. In order to achieve the objectives and service standards established by this Act, the Department of Motor Vehicles shall make every effort to attain the following designated key performance target levels associated with each item of appropriation.

	<u>2016</u>	<u>2017</u>
A. Goal: OPTIMIZE SERVICES AND SYSTEMS		
A.1.1. Strategy: TITLES, REGISTRATIONS, AND PLATES		
Output (Volume):		
Number of Vehicle Titles Issued	7,566,196	7,641,858
Total Number of Registered Vehicles	24,973,237	25,535,135
A.1.2. Strategy: VEHICLE DEALER LICENSING		
Output (Volume):		
Number of Motor Vehicle and Salvage Industry Licenses Issued	21,200	21,600
A.1.3. Strategy: MOTOR CARRIER PERMITS & CREDENTIALS		
Output (Volume):		
Number of Oversize/Overweight Permits Issued	862,597	897,101
Number of Motor Carrier Credentials Issued	51,600	51,600
B. Goal: PROTECT THE PUBLIC		
B.1.1. Strategy: ENFORCEMENT		
Output (Volume):		
Number of Motor Vehicle Consumer Complaints Completed (Lemon Law)	360	360
Number of Non-Lemon Law Complaints Completed	16,000	16,000
Efficiencies:		
Average Number of Weeks to Complete a Motor Vehicle Complaint (Lemon Law)	24	23

2. **Capital Budget.¹** Funds appropriated above may be expended for capital budget items listed below. Notwithstanding the General Provisions of this Act relating to limitations on the expenditure of appropriated funds on capital budget items, upon approval of the board of the Department of Motor Vehicles, (1) the amounts identified for each item below may be adjusted or may be expended on other capital budget items within the strategy to which the funds are appropriated or transferred to another capital budget item in another strategy; and (2) any funds appropriated above to the Department of Motor Vehicles may be expended for the acquisition of capital items, excluding construction of buildings and facilities and acquisition of land and other real property. If the Department of Motor Vehicles transfers an amount of appropriations into or out of a capital budget item in excess of 25 percent of the amount listed below for the capital budget item or acquires any capital budget items not expressly listed in this rider, the chair of the board of the Department of Motor Vehicles shall report such a transfer or acquisition in a quarterly report to the Governor and the Legislative Budget Board. Amounts appropriated above and identified in this provision as appropriations either for "Lease Payments to the Master Lease Purchase Program" or for items with a "(MLPP)" notation shall be expended only for the purpose of making lease-purchase payments to the Texas Public Finance Authority pursuant to the provisions of Government Code §1232.103.

DEPARTMENT OF MOTOR VEHICLES
(Continued)

	2016	2017
a. Acquisition of Information Resource Technologies		
(1) TxDMV Automation System	\$ 16,078,201	\$ 0
(2) Growth and Enhancements - Agency Operations Support	949,498	949,498
(3) Technology Replacement & Upgrades - Regional Support for County Tax Assessor Collector Offices	5,500,000	5,500,000
(4) Application Migration and Server Transformation (AMSIT)	<u>\$ 7,353,955</u>	<u>\$ 0</u>
Total, Acquisition of Information Resource Technologies	<u>\$ 29,881,654</u>	<u>\$ 6,449,498</u>
b. Acquisition of Capital Equipment and Items		
(1) Relocation of Regional Service Centers	871,500	0
(2) Relocation of Bull Creek Campus Facilities	<u>\$ 0</u>	<u>\$ 800,000</u>
Total, Acquisition of Capital Equipment and Items	<u>\$ 871,500</u>	<u>\$ 800,000</u>
c. Data Center Consolidation		
(1) Data Center Consolidation	\$ 9,080,222	\$ 7,636,433
Total, Capital Budget	<u>\$ 39,833,376</u>	<u>\$ 14,885,931</u>
Method of Financing (Capital Budget):		
General Revenue Fund	\$ 39,833,376	\$ 0
Texas Department of Motor Vehicles Fund	0	14,885,931
Total, Method of Financing	<u>\$ 39,833,376</u>	<u>\$ 14,885,931</u>

3. Appropriation of Special License Plate Fees.¹ Out of amounts appropriated above to the Department of Motor Vehicles in Strategy A.1.1, Titles, Registrations, and Plates, the amounts of \$6,766,377 from the General Revenue Fund in fiscal year 2016 and \$6,836,637 from the Texas Department of Motor Vehicles Fund in fiscal year 2017 are for the purpose of making contract payments to the vendor selected by the Department of Motor Vehicles for the marketing and sale of personalized and specialty license plates pursuant to Transportation Code §§504.851 and 504.852 from fees collected from the sale of personalized and specialty license plates. In addition to amounts appropriated above in Strategy A.1.1, Titles, Registrations, and Plates, any additional fees collected from the sale of personalized and specialty license plates (Object Code 3014) and deposited to the credit of the General Revenue Fund and the Texas Department of Motor Vehicles Fund for the purposes of making contract payments to the vendor selected by the Department of Motor Vehicles for the marketing and sale of personalized and specialty license plates are appropriated for the same purpose. Any unobligated or unexpended balances of these funds remaining as of August 31, 2016, are appropriated in the fiscal year beginning September 1, 2016, for the same purpose.

4. Unexpended Balance Appropriation: Federal Grants and State Matching Funds. In addition to amounts appropriated above to the Department of Motor Vehicles, any unexpended balances of funds from federal grants remaining on August 31, 2015, from appropriations made to the Department of Motor Vehicles for the fiscal biennium ending August 31, 2015, including balances remaining from appropriations of state matching funds required under federal contracts, (estimated to be \$0) are appropriated in the state fiscal biennium beginning September 1, 2015, for the same purposes.

5. Unexpended Balance and Capital Authority: TxDMV Automation Systems. In addition to amounts appropriated above for the TxDMV Automation System capital budget item in Rider 2, Capital Budget, any unexpended balances remaining as of August 31, 2015 (estimated to be \$0), from appropriations made to the Department of Motor Vehicles in Strategy A.1.4, Technology Enhancement and Automation, for the state fiscal biennium ending August 31, 2015, for the TxDMV Automation System (formerly Vision 21 Core System) capital budget project are appropriated for the same purpose in the state fiscal biennium beginning September 1, 2015.

DEPARTMENT OF MOTOR VEHICLES
(Continued)

6. Contingency for Texas Department of Motor Vehicles Fund.

- a. Contingent on enactment of SB 1512, or similar legislation relating to the disposition of fees collected by or on behalf of the Department of Motor Vehicles to be deposited to the Texas Department of Motor Vehicles Fund, by the Eighty-fourth Legislature, Regular Session, appropriations made to the Department of Motor Vehicles out of General Revenue by this Act are reduced by \$130,316,695 in fiscal year 2017 and the amount of \$130,316,695 in fiscal year 2017 is appropriated instead to the Department of Motor Vehicles from the Texas Department of Motor Vehicles Fund. Furthermore, any reference to General Revenue as the method of financing or source of appropriation in any rider in the bill pattern for the Department of Motor Vehicles in Article VII or elsewhere in this Act is replaced by the Texas Department of Motor Vehicles Fund for fiscal year 2017.
- b. In the event SB 1512, or similar legislation relating to the disposition of fees collected by or on behalf of the Department of Motor Vehicles to be deposited to the Texas Department of Motor Vehicles Fund is not enacted by the Eighty-fourth Legislature, Regular Session, appropriations made to the Department of Motor Vehicles out of the General Revenue Fund by this Act are reduced by \$40,198,749 in fiscal year 2016 and \$40,269,009 in fiscal year 2017 and the amounts of \$40,198,749 in fiscal year 2016 and \$40,269,009 in fiscal year 2017 are appropriated to the Department of Motor Vehicles instead from State Highway Fund No. 006.

- 7. Department of Motor Vehicles Austin Bull Creek Campus.¹** Out of amounts appropriated above to the Department of Motor Vehicles in fiscal year 2017, \$1,494,687 from the Texas Department of Motor Vehicles Fund is to be used for the purposes of acquiring and maintaining new leased facilities for the relocation and consolidation of the Department of Motor Vehicles' offices and facilities located on the Bull Creek Campus in Austin, Texas.

¹ Incorporates Rider 6, Contingency for Texas Department of Motor Vehicles Fund, due to the enactment of SB 1512, 84th Legislature, Regular Session, relating to the disposition of fees collected by or on behalf of the Department of Motor Vehicles to be deposited to the Texas Department of Motor Vehicles Fund, resulting in appropriations reductions from the General Revenue Fund of \$130,316,695 in FY 2017 being replaced by an equal amount from the Texas Department of Motor Vehicles Fund.

² Article IX, §18.02, of this Act, increases the salary of the Executive Director from \$187,442 to \$192,128.

DEPARTMENT OF TRANSPORTATION

	For the Years Ending	
	August 31, 2016	August 31, 2017
Method of Financing:		
<u>General Revenue Fund</u>		
General Revenue Fund ¹	\$ 218,816,313	\$ 287,023,889
General Revenue - Insurance Companies Maintenance Tax and Insurance Department Fees	750,000	750,000
Subtotal, General Revenue Fund	<u>\$ 219,566,313</u>	<u>\$ 287,773,889</u>
<u>Federal Funds</u>		
Federal Funds	62,876,128	62,876,129
Federal Reimbursements	4,305,205,821	3,936,867,978
Subtotal, Federal Funds	<u>\$ 4,368,081,949</u>	<u>\$ 3,999,744,107</u>
<u>Other Funds</u>		
State Highway Fund No. 006, estimated	3,687,446,372	3,712,344,785
State Highway Fund No. 006 - Toll Revenue, estimated	402,473,620	280,752,732
State Highway Fund No. 006 - Concession Fees, estimated	27,028,050	28,533,468
State Highway Fund No. 006 - Proposition 1, 2014, estimated	1,216,274,000	1,197,393,000
Bond Proceeds - State Highway Fund, estimated	130,278,452	84,277,132
State Highway Fund - Debt Service, estimated	404,071,748	404,077,133
Bond Proceeds - Texas Mobility Fund, estimated	214,914,268	242,964,774

DEPARTMENT OF TRANSPORTATION
(Continued)

Texas Mobility Fund - Debt Service, estimated	388,641,636	400,002,545
Bond Proceeds - GO Bonds (Proposition 12, 2007)	945,056,390	404,156,505
Interagency Contracts	4,500,000	4,500,000
Subtotal, Other Funds	<u>\$ 7,420,684,536</u>	<u>\$ 6,759,002,074</u>
Total, Method of Financing	<u>\$ 12,008,332,798</u>	<u>\$ 11,046,520,070</u>
Other Direct and Indirect Costs Appropriated Elsewhere in this Act	\$ 335,973	\$ 352,865
This bill pattern represents an estimated 97% of this agency's estimated total available funds for the biennium.		
Number of Full-Time-Equivalents (FTE):	11,900.0	11,900.0
Schedule of Exempt Positions:		
Executive Director, Group 8 ²	\$299,813	\$299,813
Executive Leadership Position, Group 8 ²	(5) 278,800	(5) 278,800
Commissioner ²	(5) 16,805	(5) 16,805
Items of Appropriation:		
A. Goal: PROVIDE TRANSPORTATION PLANNING		
A.1.1. Strategy: PLAN/DESIGN/MANAGE Plan, Design, and Manage Transportation Projects.	\$ 412,424,035	\$ 394,825,111
A.1.2. Strategy: CONTRACTED PLANNING AND DESIGN Contracted Planning and Design of Transportation Projects.	\$ 474,667,500	\$ 459,865,720 & UB
A.1.3. Strategy: RIGHT-OF-WAY ACQUISITION Optimize Timing of Transportation Right-of-way Acquisition.	\$ 464,063,462	\$ 389,962,982 & UB
A.1.4. Strategy: RESEARCH Fund Research and Development to Improve Transportation Operations.	<u>\$ 22,967,957</u>	<u>\$ 22,977,959</u>
Total, Goal A: PROVIDE TRANSPORTATION PLANNING	<u>\$ 1,374,122,954</u>	<u>\$ 1,267,631,772</u>
B. Goal: TRANSPORTATION IMPROVEMENTS Implement Transportation Improvements.		
B.1.1. Strategy: EXISTING CONSTRUCTION CONTRACTS Existing Construction Contracts from Prior Fiscal Years. Estimated.	\$ 1,269,666,947	\$ 870,190,958 & UB
B.1.2. Strategy: NEW CONSTRUCTION CONTRACTS New Construction Contracts. Estimated.	\$ 412,394,666	\$ 524,971,241 & UB
B.1.3. Strategy: CONSTRUCTION GRANTS & SERVICES Grants, Loans, Pass-through Payments, and Other Services. Estimated.	\$ 998,752,955	\$ 990,608,963 & UB
B.1.4. Strategy: AVIATION SERVICES Support and Promote General Aviation.	<u>\$ 84,002,961</u>	<u>\$ 84,312,961</u> & UB
Total, Goal B: TRANSPORTATION IMPROVEMENTS	<u>\$ 2,764,817,529</u>	<u>\$ 2,470,084,123</u>
C. Goal: PRESERVE THE TRANSPORTATION SYSTEM		
C.1.1. Strategy: EXISTING MAINTENANCE CONTRACTS Existing Maintenance Contracts from Prior Fiscal Years.	\$ 2,100,677,154	\$ 716,810,305 & UB
C.1.2. Strategy: NEW MAINTENANCE CONTRACTS	\$ 1,104,465,207	\$ 1,983,531,377 & UB
C.1.3. Strategy: CONTRACTED ROUTINE MAINTENANCE Contract for Routine Transportation System Maintenance.	\$ 650,783,131	\$ 656,806,961 & UB

DEPARTMENT OF TRANSPORTATION
(Continued)

C.1.4. Strategy: ROUTINE MAINTENANCE	\$ 790,692,596	\$ 793,199,210 & UB
Provide for State Transportation System Routine Maintenance/Operations.		
C.1.5. Strategy: GULF WATERWAY	\$ 881,966	\$ 882,747 & UB
Support the Gulf Intracoastal Waterway.		
C.1.6. Strategy: FERRY OPERATIONS	\$ 46,145,787	\$ 48,093,449 & UB
Operate Ferry Systems in Texas.		
Total, Goal C: PRESERVE THE TRANSPORTATION SYSTEM	<u>\$ 4,693,645,841</u>	<u>\$ 4,199,324,049</u>
D. Goal: OPTIMIZE SERVICES AND SYSTEMS		
D.1.1. Strategy: PUBLIC TRANSPORTATION	\$ 95,095,354	\$ 95,154,934 & UB
Support and Promote Public Transportation.		
D.2.1. Strategy: TRAFFIC SAFETY	\$ 60,493,961	\$ 60,511,874 & UB
D.3.1. Strategy: TRAVEL INFORMATION	\$ 19,527,962	\$ 19,549,519 & UB
Total, Goal D: OPTIMIZE SERVICES AND SYSTEMS	<u>\$ 175,117,277</u>	<u>\$ 175,216,327</u>
E. Goal: ENHANCE RAIL TRANSPORTATION		
E.1.1. Strategy: RAIL PLAN/DESIGN/MANAGE	\$ 2,018,112	\$ 2,019,142
E.1.2. Strategy: CONTRACT RAIL PLAN/DESIGN	\$ 11,855,533	\$ 12,405,533 & UB
Contract for Planning and Design of Rail Transportation Infrastructure.		
E.1.3. Strategy: RAIL CONSTRUCTION	\$ 8,854,537	\$ 2,464,894 & UB
E.1.4. Strategy: RAIL SAFETY	\$ 1,179,927	\$ 1,192,523
Ensure Rail Safety through Inspection and Public Education.		
Total, Goal E: ENHANCE RAIL TRANSPORTATION	<u>\$ 23,908,109</u>	<u>\$ 18,082,092</u>
F. Goal: INDIRECT ADMINISTRATION		
F.1.1. Strategy: CENTRAL ADMINISTRATION	\$ 61,042,951	\$ 61,157,349
F.1.2. Strategy: INFORMATION RESOURCES ¹	\$ 157,986,370	\$ 154,876,893
F.1.3. Strategy: OTHER SUPPORT SERVICES	\$ 41,281,410	\$ 40,681,092
Total, Goal F: INDIRECT ADMINISTRATION	<u>\$ 260,310,731</u>	<u>\$ 256,715,334</u>
G. Goal: DEBT SERVICE PAYMENTS		
Debt Service Payments for Bonds, Notes, and Other Credit Agreements.		
G.1.1. Strategy: GENERAL OBLIGATION BONDS	\$ 227,588,244	\$ 298,374,435 & UB
General Obligation Bond Debt Service Payments.		
G.1.2. Strategy: STATE HIGHWAY FUND BONDS	\$ 426,100,872	\$ 426,106,257 & UB
State Highway Fund Bond Debt Service Payments.		
G.1.3. Strategy: TEXAS MOBILITY FUND BONDS	\$ 411,945,571	\$ 423,306,481 & UB
Texas Mobility Fund Bond Debt Service Payments.		
G.1.4. Strategy: OTHER DEBT SERVICE	\$ 5,000,000	\$ 5,000,000 & UB
Other Debt Service Payments.		
Total, Goal G: DEBT SERVICE PAYMENTS	<u>\$ 1,070,634,687</u>	<u>\$ 1,152,787,173</u>
H. Goal: DEVELOP TOLL SUBACCOUNT PROJECTS		
Develop Transportation Projects through Toll Project Subaccount Funds.		
H.1.1. Strategy: PLAN/DESIGN/MANAGE - SUBACCOUNT	\$ 5,000,000	\$ 4,500,000
Plan, Design, and Manage Projects with Regional Toll Revenue Funds.		

DEPARTMENT OF TRANSPORTATION
(Continued)

H.1.2. Strategy: CONTRACTED PLAN/DESIGN - SUBACCOUNT	\$ 5,000,000	\$ 4,000,000 & UB
Contracted Planning/Design of Projects with Regional Toll Revenue.		
H.1.3. Strategy: RIGHT-OF-WAY - SUBACCOUNT	\$ 14,694,084	\$ 12,513,357 & UB
Optimize Timing of ROW Acquisition with Regional Toll Revenue.		
H.1.4. Strategy: CONSTRUCTION CONTRACTS - SUBACCOUNT	\$ 404,807,586	\$ 288,272,843 & UB
Construction Contract Payments from Regional Toll Revenue.		
Total, Goal H: DEVELOP TOLL SUBACCOUNT PROJECTS	<u>\$ 429,501,670</u>	<u>\$ 309,286,200</u>
I. Goal: PROPOSITION 1, 2014		
I.1.1. Strategy: PROPOSITION 1, 2014 Proposition 1 (2014) Funds for Non-tolled Public Roadways. Estimated.	\$ 1,216,274,000	\$ 1,197,393,000
Grand Total, DEPARTMENT OF TRANSPORTATION	<u>\$ 12,008,332,798</u>	<u>\$ 11,046,520,070</u>
Object-of-Expense Informational Listing:		
Salaries and Wages	\$ 609,352,887	\$ 609,361,459
Other Personnel Costs	49,300,630	49,897,223
Professional Fees and Services	705,479,894	667,732,533
Fuels and Lubricants	47,380,165	47,870,465
Consumable Supplies	11,794,465	11,869,611
Utilities	45,382,870	46,397,396
Travel	5,978,281	6,003,398
Rent - Building	4,875,483	4,890,663
Rent - Machine and Other	23,872,027	24,061,700
Debt Service	1,062,896,687	1,145,049,173
Other Operating Expense	1,266,682,930	1,274,249,988
Client Services	2,700,000	2,500,000
Grants	634,955,517	643,072,933
Capital Expenditures	<u>7,537,680,962</u>	<u>6,513,563,528</u>
Total, Object-of-Expense Informational Listing	<u>\$ 12,008,332,798</u>	<u>\$ 11,046,520,070</u>
Estimated Allocations for Employee Benefits and Debt Service Appropriations Made Elsewhere in this Act:		
<u>Employee Benefits</u>		
Retirement	\$ 58,767,907	\$ 58,947,539
Group Insurance	197,452,152	217,092,731
Social Security	47,595,000	47,832,976
Benefits Replacement	<u>2,603,049</u>	<u>2,355,759</u>
Subtotal, Employee Benefits	<u>\$ 306,418,108</u>	<u>\$ 326,229,005</u>
<u>Debt Service</u>		
TPFA GO Bond Debt Service	\$ 15,649,829	\$ 15,135,995
Lease Payments	<u>680,882</u>	<u>654,289</u>
Subtotal, Debt Service	<u>\$ 16,330,711</u>	<u>\$ 15,790,284</u>
Total, Estimated Allocations for Employee Benefits and Debt Service Appropriations Made Elsewhere in this Act	<u>\$ 322,748,819</u>	<u>\$ 342,019,289</u>

- 1. Performance Measure Targets.** The following is a listing of the key performance target levels for the Department of Transportation. It is the intent of the Legislature that appropriations made by this Act be utilized in the most efficient and effective manner possible to achieve the intended mission of the Department of Transportation. In order to achieve the objectives and service standards established by this Act, the Department of Transportation shall make every effort to attain the following designated key performance target levels associated with each item of appropriation.

DEPARTMENT OF TRANSPORTATION
(Continued)

	<u>2016</u>	<u>2017</u>
A. Goal: PROVIDE TRANSPORTATION PLANNING		
Outcome (Results/Impact):		
Percent of Design Projects Delivered on Time	75%	75%
A.1.1. Strategy: PLAN/DESIGN/MANAGE		
Output (Volume):		
Number of Construction Project Preliminary Engineering Plans Completed	1,090	1,070
Dollar Volume of Construction Contracts Awarded in Fiscal Year (Millions)	3,416	3,416
Number of Projects Awarded	733	733
B. Goal: TRANSPORTATION IMPROVEMENTS		
Outcome (Results/Impact):		
Percent of Construction Projects Completed on Budget	90%	90%
Percent of Two-lane Highways 26 Feet or Wider in Paved Width	51%	52%
Percent of Construction Projects Completed on Time	70%	70%
Percent of General Aviation Airport Pavement in Good or Excellent Condition	78%	78%
B.1.4. Strategy: AVIATION SERVICES		
Output (Volume):		
Number of Grants Approved for Airports Selected for Financial Assistance	80	80
C. Goal: PRESERVE THE TRANSPORTATION SYSTEM		
Outcome (Results/Impact):		
Percent of Bridges Rated in Good Condition or Higher	82%	82%
Percent of Highway Pavements in Good or Better Condition	91%	91%
Statewide Maintenance Assessment Program Condition Score	76	76
Statewide Traffic Assessment Program Condition Score	88	88
C.1.2. Strategy: NEW MAINTENANCE CONTRACTS		
Output (Volume):		
Number of Lane Miles Contracted for Resurfacing	38,588	38,588
C.1.4. Strategy: ROUTINE MAINTENANCE		
Output (Volume):		
Number of Highway Lane Miles Resurfaced by State Forces	7,900	7,900
D. Goal: OPTIMIZE SERVICES AND SYSTEMS		
Outcome (Results/Impact):		
Percent Change in the Number of Small Urban and Rural Transit Trips	1%	1%
Number of Fatalities Per 100,000,000 Miles Traveled	1.3	1.3
E. Goal: ENHANCE RAIL TRANSPORTATION		
E.1.4. Strategy: RAIL SAFETY		
Output (Volume):		
Number of Federal Railroad Administration (FRA) Units Inspected	121,000	121,000

2. **Capital Budget.** None of the funds appropriated above may be expended for capital budget items except as listed below. The amounts shown below shall be expended only for the purposes shown and are not available for expenditure for other purposes. Amounts appropriated above and identified in this provision as appropriations either for "Lease Payments to the Master Lease Purchase Program" or for items with an "(MLPP)" notation shall be expended only for the purpose of making lease-purchase payments to the Texas Public Finance Authority pursuant to the provisions of Government Code, §1232.103.

The Department of Transportation shall submit to the Legislative Budget Board, in the format prescribed by the Legislative Budget Board, an annual report of expenditures made under this authority no later than 10 days after September 1 of each year. The report shall identify any changes to the amounts budgeted for items listed below, including but not limited to appropriations transfers into or out of each item, actual or anticipated lapses of capital budget appropriations, expenditures for additional capital budget items not listed below, and any unexpended balances of capital budget appropriations for fiscal year 2016 that are not lapsed and are appropriated in fiscal year 2017 pursuant to Article IX, §14.03, of this Act.

DEPARTMENT OF TRANSPORTATION
(Continued)

	2016	2017
a. Acquisition of Land and Other Real Property	\$ 650,000	\$ 650,000
b. Repair or Rehabilitation of Buildings and Facilities		
(1) Deferred Maintenance	200,000,000	UB
c. Acquisition of Information Resource Technologies		
(1) Technology Replacements and Upgrades	16,405,724	16,405,725
(2) Mainframe Modernization	20,500,000	20,500,000
(3) Modernize Portfolio, Project and Workflow Management (MPPM)	15,000,000	UB
Total, Acquisition of Information Resource Technologies	<u>\$ 51,905,724</u>	<u>\$ 36,905,725</u>
d. Transportation Items	10,500,000	5,000,000
e. Acquisition of Capital Equipment and Items	41,300,000	47,900,000
f. Data Center Consolidation		
(1) Data Center Consolidation	29,521,273	27,707,506
g. Centralized Accounting and Payroll/Personnel System (CAPPS)		
(1) Centralized Accounting and Payroll/Personnel System (CAPPS)	7,500,000	7,500,000
(2) PeopleSoft Licenses	281,468	281,468
Total, Centralized Accounting and Payroll/Personnel System (CAPPS)	<u>\$ 7,781,468</u>	<u>\$ 7,781,468</u>
Total, Capital Budget	<u>\$ 341,658,465</u>	<u>\$ 125,944,699</u>
Method of Financing (Capital Budget):		
State Highway Fund No. 006	\$ 341,658,465	\$ 125,944,699
Total, Method of Financing	<u>\$ 341,658,465</u>	<u>\$ 125,944,699</u>

3. Transfer Authority.

- a. Subject to the prior written approval of the Legislative Budget Board, appropriations may be transferred in any amount among Strategies A.1.2, Contracted Planning and Design, A.1.3, Right-of-Way Acquisition, B.1.1, Existing Construction Contracts, B.1.2, New Construction Contracts, B.1.3, Construction Grants & Services, C.1.1, Existing Maintenance Contracts, C.1.2, New Maintenance Contracts, and C.1.3, Contracted Routine Maintenance. No appropriations may be transferred out of any strategy identified in this subsection to any strategy not identified in this subsection without prior authorization from the Legislative Budget Board.
- b. Subject to the appropriation transfer provisions in Article IX, §14.01, of this Act, appropriations may be transferred out of any strategy not identified in subsection (a) of this rider into any strategy identified in subsection (a).
- c. The Department of Transportation may submit to the Legislative Budget Board a request to exceed the appropriation transfer limitations specified by this rider, in a format prescribed by the Legislative Budget Board, that provides information regarding the purposes and the projected impact of the transfers on transportation projects and future appropriation needs. A request submitted under this provision shall be considered to be approved unless the Legislative Budget Board issues a written disapproval within 30 business days after the date on which the staff of the Legislative Budget Board concludes its review of the request to transfer appropriations and forwards its review to the Chair of the House Appropriations Committee, Chair of the Senate Finance Committee, Speaker of the House, and Lieutenant

DEPARTMENT OF TRANSPORTATION
(Continued)

Governor. Additional information requested by the Legislative Budget Board regarding a request submitted by the Department of Transportation pursuant to this rider shall be provided in a timely manner. Notwithstanding any provision to the contrary in this subsection, the Legislative Budget Board is authorized to suspend the approval of a request at any time pending the receipt of additional information requested of the Department of Transportation.

4. **Magazine Appropriations.** The Department of Transportation is directed to set subscription rates and other charges for Texas Highways Magazine at a level that will generate receipts approximately sufficient to cover the costs incurred in the production and distribution of the magazine. In addition to funds appropriated above, the department is hereby appropriated to Strategy D.3.1, Travel Information, any magazine revenues generated above \$4,935,761 for the 2016 fiscal year and \$5,182,550 for the 2017 fiscal year. Funds may be utilized only for the purpose of magazine costs. The Department of Transportation may transfer revenues available from prior years subscription fees to Strategy D.3.1, Travel Information, in the event of unforeseen or unusual expenditures associated with the production costs of the Texas Highways Magazine. The Department of Transportation is hereby appropriated all revenue collected from the sale of promotional items as authorized by Transportation Code §204.009.
5. **Limitation on Residences.** None of the funds appropriated herein above may be expended for the purchase, construction, or maintenance of residences for employees of the Department of Transportation except maintenance camps in isolated areas.
6. **Refunds and Lawsuit Costs.** Any necessary amounts appropriated above may be used by the Department of Transportation to pay refunds authorized by law and to pay judgments, settlements, and other costs associated with lawsuits involving the department, including suits involving right-of-way acquisition or inverse condemnation.
7. **Minimum Wage Contracts.** In contracting for maintenance and construction contract work with the private sector from funds appropriated above, the Department of Transportation shall require that contractors and subcontractors are paying all employees and contract labor at a rate at least equal to the federal minimum wage. The department shall withhold payments to contractors until their contractual obligations for paying employees and the contract labor have been fulfilled.
8. **Aviation Services Appropriations.** In addition to amounts appropriated above, any unexpended and unobligated balances of appropriations made to the Department of Transportation from State Highway Fund No. 006 for airport development grants in the 2014-15 biennium in Strategy B.1.4, Aviation Services, remaining as of August 31, 2015 (estimated to be \$0), are appropriated to Strategy B.1.4, Aviation Services, for the fiscal biennium beginning September 1, 2015, for the same purpose.
9. **Trust Fund 927.** The Department of Transportation is hereby authorized to receive and hold funds in Trust Fund No. 927 (county or political subdivision road participation account) from governmental and private entities for purposes of reimbursing State Highway Fund No. 006 for expenses incurred with transportation projects, including highway and aviation.
10. **State Highway Fund Reimbursement.** To the extent that funds are made available from local governments under Transportation Code §22.055(b), the department is hereby appropriated amounts as necessary from State Highway Fund No. 006 for purposes authorized by Chapter 22 of the Texas Transportation Code. Funds made available to the department under Transportation Code §22.055(b) are to be used only for the purpose of reimbursing State Highway Fund No. 006.
11. **District Discretionary Funds.**
 - a. Out of the funds appropriated above in Goal B, Transportation Improvements, the Department of Transportation shall allocate a minimum of \$2.5 million for each district to the State District Discretionary Category each fiscal year. In addition, the Department of Transportation shall submit to the Legislative Budget Board and the Governor an annual report no later than November 1st each fiscal year detailing the amount of District Discretionary category funds used by each district for project cost overruns.
 - b. Out of the funds appropriated above in Goal B, Transportation Improvements, the Department of Transportation shall allocate, in addition to the allocations made under subsection (a) of this rider, funds to fund improvements designed to facilitate traffic related to motor vehicles, cargo, and rail, and improve the efficiency of border inspection and security processes at land ports of entry located within 50 miles of the Texas-Mexico border. In making allocations

DEPARTMENT OF TRANSPORTATION
(Continued)

under this subsection, the department shall consider factors related to the movement of people and goods through the land border ports of entry within the boundaries of the state, including but not limited to the number of incoming commercial trucks and railcars, the number of incoming personal motor vehicles and buses, the weight of incoming cargo by commercial trucks, and the number of land border ports of entry.

- 12. Travel Information.** If the department determines that it cannot meet anticipated production and distribution for the Texas State Travel Guide and related travel literature from funds appropriated in Strategy D.3.1, Travel Information, the department shall transfer sufficient funds to meet the demand for each year of the biennium from any Strategy except that no transfers shall be made into Strategy D.3.1, Travel Information, from Strategy A.1.2, Contracted Planning and Design, Strategy A.1.3, Right-of-Way Acquisition, Strategy B.1.1, Existing Construction Contracts, B.1.2, New Construction Contracts, B.1.3, Construction Grants & Services, C.1.1, Existing Maintenance Contracts, C.1.2, New Maintenance Contracts, C.1.3, Contracted Routine Maintenance, strategies in Goal G, Debt Service Payments, and strategies in Goal H, Develop Toll Subaccount Projects.
- 13. Full-Time Equivalent: Summer Hire Program.** Full-Time-Equivalent (FTE) positions associated with the Summer Hire Program of the Department of Transportation, in an amount not to exceed 1,200 FTEs, shall be exempt from the Article IX provision establishing a limitation on state agency employment levels for the third and fourth quarters of each fiscal year. This provision will not change the "Number of Full-Time-Equivalents (FTE)" listed elsewhere in this Act. The Department of Transportation shall provide to the Legislative Budget Board, the Governor, and the State Auditor's Office a report of the number of FTEs associated with the Summer Hire Program each fiscal year. Out of individuals hired for the Summer Hire Program, the department shall hire no less than 10 interns each year for the Texas Prefreshman Engineering Program (TexPREP).
- 14. Reporting Requirements.**

 - a. Trade Transportation Activities.** The Department of Transportation shall provide a report to the department's border district legislators and to the respective metropolitan planning organizations on the department's trade transportation activities in such border districts during the 2016-17 biennium. The department shall report annually no later than January 1, each year of the biennium. The report shall also be provided to the Governor and the Legislative Budget Board.
 - b. Cash Forecast.** In addition to other information that might be requested by the Legislative Budget Board, the Department of Transportation shall submit to the Legislative Budget Board, in the format prescribed by the Legislative Budget Board, a monthly cash forecast report to the Legislative Budget Board and the Governor on state and federal funds received in State Highway Fund No. 006 as specified by the Legislative Budget Board. At any time, if the department becomes aware of any variances to estimated amounts appropriated above out of state and federal funds received in State Highway Fund No. 006, the department shall immediately notify the Legislative Budget Board and the Governor in writing specifying the affected funds and the reason for the anticipated change. The monthly cash forecast report shall include detailed explanations of the causes and effects of current and anticipated fluctuations in the cash balance.
 - c. Project Status Report.** The Department of Transportation shall provide to each member of the House and Senate, unless a member requests it not be provided, a status report on all highway construction projects, airport projects, rail projects, toll road projects, turnpike projects, toll authorities, regional mobility authorities, and toll road conversion projects by legislative district, currently under contract or awaiting funding. The report shall include projects that would be funded fully or in part by state, federal, or toll funds. The report shall be filed prior to January 1, each fiscal year. In addition, 90 days prior to any loan being granted by the department for any project, all members of the district within which the project is located shall be notified on the status of the project and how other projects in any district would be affected.

DEPARTMENT OF TRANSPORTATION
(Continued)

d. **Toll Project, Rail Project, and Toll Project Entities.**

The Department of Transportation shall provide, unless a member requests it not be provided, notification of:

- (1) all rail projects, toll road projects, and turnpike projects included in the draft Unified Transportation Program located within each member of the House and Senate's district no later than 10 days after being identified and at least 2 business days prior to public release of the draft Unified Transportation Program;
- (2) the receipt of an application requesting approval to create a regional mobility authority or regional tollway authority located within each member of the House and Senate's district no later than 10 days after receipt of an application and of the Transportation Commission's consideration of an application no later than 10 days prior to commission action;
- (3) any toll authority or regional mobility authority board member who discloses to the department that the board member owns or participates in any holding included in a proposed project immediately after the department receives that information; and
- (4) the receipt of written notification for a proposed passenger rail or toll road project within each member of the House and Senate's district, whether or not it involves any state or federal funding no later than 10 days after receipt.

e. **Public Transportation Activities.** The Department of Transportation shall develop and submit an annual report to the Legislature no later than January 1, each fiscal year on public transportation activities in Texas. The report shall at a minimum include monthly data on industry utilized standards which best reflect: ridership, mileage, revenue by source, and service effectiveness, such as passengers per revenue mile. In order to meet the mandates of Chapter 461, Transportation Code, relating to the coordination of public transportation and to implement the legislative intent of §461.001, Transportation Code, the Department of Transportation is directed to engage the services of the Texas A&M Transportation Institute, or any entity that the Department of Transportation deems appropriate, to maintain an inventory of all public transportation providers in the state to determine the types and levels of services being provided by each of them and the extent to which those providers can assist the state in meeting the mandates of the statute.

f. **State Transportation Improvement Program.** For each fiscal year in the biennium, the Department of Transportation shall provide a report, with results statewide by district, on the percentage of projects listed individually or by reference in the State Transportation Improvement Program (STIP) that were let on or before the letting date provided in the STIP.

g. **Electronic Format.** All reports to the Legislature outlined in this Rider and elsewhere in this Act relating to Toll Road Projects must be delivered to the Legislature in electronic formats and, if requested, in paper format.

h. **Federal Funds Reporting Requirement.**

- (1) The Department of Transportation shall provide to the Legislative Budget Board and the Governor:
 - (A) written notification of any increases or decreases in the amounts of federal funds estimated to be available to the Department of Transportation for the 2016-17 biennium within 10 business days of the date upon which the Department of Transportation is notified of such increases or decreases; and

DEPARTMENT OF TRANSPORTATION
(Continued)

- (B) written notification outlining:
- i. the use and projected impacts of any additional federal funds available to the Department of Transportation above amounts estimated for the 2016-17 biennium; and/or
 - ii. the Department of Transportation's plan for addressing any reductions in federal funds, including federally-mandated funding rescissions.
- (2) The Department of Transportation shall provide to the Legislative Budget Board and the Governor any documentation required by the U.S. Department of Transportation, Federal Highway Administration regarding the Department of Transportation's proposed use of additional federal funds and/or proposed actions to address federal funds reductions, including federally-mandated funding rescissions, as soon as possible prior to submitting the required documentation to the U.S. Department of Transportation, Federal Highway Administration.
- i. **Toll Project Revenue and Funds Report.** Using funds appropriated above, the Department of Transportation shall submit to the Legislative Budget Board, in the format prescribed by the Legislative Budget Board, an annual report of all state toll project revenues received and any other related funds that are deposited outside of the state treasury, including the purpose and use of such funds by the department. The report shall be submitted no later than November 1, in each year of the biennium.
 - j. **Appropriations from State Highway Fund No. 006 and Proposition 12 General Obligation Bonds.** Prior to the beginning of each fiscal year, the department shall provide the Legislative Budget Board and the Governor with a detailed plan for the use of appropriations from State Highway Fund No. 006 and Proposition 12 General Obligation Bond Proceeds which includes, but is not limited to:
 - (1) each construction project's enhancement of the state's economy, traffic safety, and connectivity;
 - (2) a detailed account of the level of traffic congestion reduced by each proposed project, in districts that contain one of the 50 most congested roads; and
 - (3) a district by district analysis of pavement score targets and how proposed maintenance spending will impact pavement scores in each district.
 - k. **Congested Road Segments.**
 - (1) Out of funds appropriated above, the department shall expend necessary funds to prominently post the top 100 congested road segments on its website and:
 - (A) the annual hours of travel delays and the economic value of the delays for each segment;
 - (B) a congestion mitigation plan drafted in coordination with the local Metropolitan Planning Organization which shall include, when appropriate, alternatives to highway construction; and
 - (C) at least a quarterly update of the current status in completing the mitigation plan for each road segment.
 - (2) Funds shall not be distributed by the department to any district with a road segment in the top 100 congested roads until the requirements of this subsection have been met.
 - l. **Pass-through Tolling Agreements.** The Department of Transportation shall submit an annual report to the Legislative Budget Board no later than November 1 of each fiscal year, in the format prescribed by the Legislative Budget Board, providing information on all existing pass-through tolling or pass-through financing agreements of the department.

DEPARTMENT OF TRANSPORTATION
(Continued)

- 15. Green Ribbon Project Expansion.** It is the intent of the Legislature that the Department of Transportation expand the Green Ribbon Project, a public-private partnership initiative to enhance the appearance of public highways by incorporating in the design and improvement of public highways the planting of trees and shrubs, emphasizing natural beauty and greenspace, integrating public art, and highlighting cultural uniqueness of neighborhoods, to other areas of the state.

Furthermore, in non-attainment and near non-attainment areas, in connection with a contract for a highway project, the department shall allocate to the district or districts in which the project is located an amount equal to not less than one half of one and not to exceed 1 percent of the amount to be spent under the contract for construction, maintenance, or improvement of the highway. If two or more districts share an allocation under this section, the districts shall divide the allocation according to the portion of the amount under the contract that will be spent in each district. A district that receives an allocation under this rider may spend the allocated money for landscaping improvements associated with the project that was the subject of the contract or for landscaping improvements associated with another highway or highway segment located in the district.

For purposes of this rider, landscape improvements means planting of indigenous or adapted trees and other plants that are suitable for the climate in which they will be located, and preparing the soil and installing irrigation systems for the growth of the trees and plants. In non-attainment and near non-attainment areas, the district or districts shall, to the extent possible, use trees and plants that help mitigate the effects of air pollution.

16. Miscellaneous Pay Provisions.

- a. **Holiday Pay.** Notwithstanding other provisions of this bill, the Department of Transportation, to the extent permitted by law, is authorized to grant compensatory time off or to pay hourly employees for work performed on official state holidays in addition to any applicable holiday pay.
- b. **Compensatory Pay.** In order to operate in the most economical manner, when inclement weather or other circumstances beyond the control of the department prevent ferry operations, construction, or maintenance employees from performing their normal duties, the Department of Transportation, to the extent permitted by law, is authorized to grant such employees time off with pay with the hours charged to the Compensatory Time Taken Account, provided that such advanced time must be repaid by the employee at a time, and in the most appropriate manner as determined by the department within the following twelve months or at termination, whichever is sooner.
- c. **Standby Pay.** It is expressly provided that the Department of Transportation, to the extent permitted by law, may pay compensation for on-call time at the following rates: credit for one hour worked per day on-call during the normal work week, and two hours worked per day on-call during weekends and holidays; this credit would be in addition to actual hours worked during normal duty hours or while on-call. Nonexempt employees who work a normal 40 hour work week, and also work on-call duty, will receive FLSA overtime rates for the on-call duty.
- d. **Pay for Regular Compensatory Time.** It is expressly provided that the Department of Transportation, to the extent permitted by law, may pay FLSA exempt and FLSA nonexempt employees on a straight-time basis for work on a holiday or for regular compensatory time hours when the taking of regular compensatory time off would be disruptive to normal business functions.
- e. **Hazardous Duty Pay.** To more adequately compensate employees who perform hazardous duties for the state, the Department of Transportation is authorized to compensate employees who perform underwater bridge inspections or perform declared emergency response duties an additional rate of pay of up to \$25 per hour for actual time spent performing these duties.
- f. **Evening, Night, and Weekend Shift Pay.** Notwithstanding other provisions in this Act, the Department of Transportation may pay an additional evening shift or night shift differential not to exceed 15 percent of the pay rate to employees who work the 3:00 p.m. to 11:00 p.m. shift, or its equivalent, or who work the 11:00 p.m. to 7:00 a.m. shift, or its equivalent. An

DEPARTMENT OF TRANSPORTATION
(Continued)

additional weekend shift salary differential not to exceed 5 percent of the pay rate may be paid to employees. The weekend shift salary differential may be paid to an eligible individual in addition to the evening shift or night shift salary differential.

17. Bond Programs. The Department of Transportation:

- a. in accordance with §49-k of Article III of the Texas Constitution; is hereby appropriated during each year of the biennium:
 - (1) all revenue of the state that is dedicated or appropriated to the Texas Mobility Fund No. 365 in accordance with §49-k (e) of Article III of the Texas Constitution, and such funds shall be deposited as received into the Texas Mobility Fund No. 365;
 - (2) all available funds in the Texas Mobility Fund No. 365, including any investment income, for the purposes outlined in Chapter 201, Subchapter M, Transportation Code;
 - (3) such amounts to be transferred to the Texas Mobility Fund No. 365 in accordance with §49-k (g) of Article III of the Texas Constitution and Chapter 201, Subchapter M, Transportation Code, as may be necessary to make payments when due on any bonds, notes, other obligations, or credit agreements issued or entered into pursuant to Chapter 201, Subchapter M, Transportation Code, to the extent that the available funds in the Texas Mobility Fund No. 365 are insufficient for such purposes; and
 - (4) in addition to the estimated amounts of Texas Mobility Fund Bond Proceeds listed above, any proceeds of additional bonds issued by the Texas Transportation Commission in a fiscal year or biennium that are in compliance with a Comptroller's certification as defined by Chapter 201, Subchapter M, Transportation Code.
- b. in accordance with Subchapter N of Chapter 201, Transportation Code, is authorized during the biennium to pay in addition to amounts appropriated above from the State Highway Fund No. 006, or otherwise dedicated or appropriated to such fund or available therein, debt service payments for notes issued or money borrowed in anticipation of a temporary cash shortfall in the State Highway Fund No. 006.
- c. in accordance with §49-m of Article III of the Texas Constitution and §201.115 of Chapter 201, Transportation Code, is authorized to pay in addition to amounts appropriated above from the State Highway Fund No. 006, or otherwise dedicated or appropriated to such fund or available therein, debt service payments for notes issued or money borrowed on a short-term basis to carry out the functions of the department.
- d. in accordance with §49-n of Article III of the Texas Constitution and Subchapter A of Chapter 222, Transportation Code, is authorized during each fiscal year of the biennium to pay out of amounts appropriated above from the State Highway Fund No. 006, or otherwise dedicated or appropriated to such fund or available therein, amounts due under bonds, other public securities and bond enhancement agreements that are issued or entered into to fund highway improvement projects and that are secured by and payable from revenue deposited to the credit of the State Highway Fund No. 006.
- e. in accordance with §49-p of Article III of the Texas Constitution and State law, the Department is hereby appropriated, and in compliance with the bond resolutions authorized to transfer, during each year of the biennium the funds out of the General Revenue Fund as may be necessary to make payments when due on any bonds, notes, other obligations or credit agreements issued or entered into by the Commission. Prior to the expenditure of funds appropriated out of the General Revenue Fund, the Department shall utilize any balances available in interest and sinking funds for such purpose. The Department is also hereby appropriated all amounts available in such interest and sinking funds, including any unexpended balances in these funds, for making payments when due on any such bonds, notes, other obligations or credit agreements.
- f. in accordance with §49-o of Article III of the Texas Constitution and §201.973 of Chapter 201, Transportation Code, the department is authorized to pay debt service payments for notes issued or money borrowed on funds contained in the Texas Rail Relocation and Improvement Fund No. 0306 from money in that fund.

DEPARTMENT OF TRANSPORTATION
(Continued)

18. Additional Funds.

- a. Except during an emergency as defined by the Governor, no appropriation of additional State Highway Funds above the estimated appropriation amounts identified above in the Method of Financing for the Department of Transportation as State Highway Fund No. 006, State Highway Fund No. 006 - Toll Revenue, State Highway Fund No. 006 - Concession Fees, and State Highway Fund No. 006 - Proposition 1, 2014 may be expended by the Department of Transportation unless:
 - (1) the Department of Transportation submits a report to the Legislative Budget Board and the Governor outlining any additional funds available above amounts estimated for the 2016-17 biennium, their anticipated uses and projected impacts; and,
 - (2) the Legislative Budget Board and the Governor issue a written approval or specify an alternate use for the additional funds.
- b. A request to expend additional funds pursuant to subsection (a) shall be considered to be approved unless the Legislative Budget Board issues a written disapproval within 30 business days after the date on which the staff of the Legislative Budget Board concludes its review of the request and forwards the review to the Chair of the House Appropriations Committee, Chair of the Senate Finance Committee, Speaker of the House, and Lieutenant Governor.
- c. The limitation in subsection (a) of this rider does not apply to the expenditure of funds received from governmental entities for purposes of reimbursing State Highway Fund No. 006 for expenses incurred with transportation projects or the expenditure of funds received as reimbursements for authorized services that are otherwise appropriated by §8.02, Article IX, of this Act.

- 19. Local Government Assistance.** The Department of Transportation, pursuant to Texas Transportation Code §201.706, may use funds appropriated by this Act to assist cities with the maintenance of city streets by providing engineering/maintenance expertise on roadway maintenance and when surplus materials are available, the department shall make available the surplus materials to any local government needing such materials.

For those cities that adopt or have adopted either a street use fee for maintenance or a specialized fee for street accessibility improvements as part of their local utility fees, the Department is authorized to use funds appropriated by this Act to coordinate its accessibility programs with those cities including providing engineering expertise where possible.

- 20. Appropriations Limited to Revenue Collections: Rail Safety.** It is the intent of the Legislature that revenues collected and deposited to the General Revenue Fund from the assessment of fees on railroad operators pursuant to §111.101, Transportation Code, cover, at a minimum, the cost of General Revenue appropriations made above in Strategy E.1.4, Rail Safety, as well as covering "other direct and indirect costs" associated with such General Revenue appropriations. "Other direct and indirect costs" associated with such General Revenue appropriations are estimated to be \$335,973 for fiscal year 2016 and \$352,865 for fiscal year 2017. In the event that actual and/or projected revenue collections are insufficient to offset the costs identified by this provision, the Legislative Budget Board may direct that the Comptroller of Public Accounts reduce the appropriation authority provided above to be within the amount of revenue expected to be available.

- 21. Road Construction and Maintenance at State Facilities.** Out of funds appropriated above, the Department of Transportation shall:

- a. maintain paved surfaces on the State Capitol Grounds according to the Historic Capitol Grounds Master Plan adopted by the State Preservation Board;
- b. construct, repair, and maintain roads in and providing access to and from Department of State Health Services and Department of Aging and Disability Services state hospitals and state supported living centers;
- c. expend no more than \$20,000,000 for the biennium to construct and maintain roads and bridges on and adjacent to Texas Parks and Wildlife Facilities; and

DEPARTMENT OF TRANSPORTATION
(Continued)

- d. expend no more than \$500,000 for the biennium to construct and maintain roads in state historic sites administered by the Texas Historical Commission.

22. Comprehensive Development Agreements.

- a. The Department of Transportation may not expend any funds appropriated by this Act to enter into a comprehensive development agreement, unless the department submits a report to the Legislative Budget Board, in the format prescribed by the Legislative Budget Board, that provides information regarding the location, project costs, and projected benefits to the state for each project proposed under a comprehensive development agreement; and the Legislative Budget Board issues a written approval.
- b. A request submitted by the Department of Transportation pursuant to subsection (a) shall be considered to be approved unless the Legislative Budget Board issues a written disapproval within 30 business days after the date the Legislative Budget Board staff concludes its review of the request and forwards the review to the Chair of the House Appropriations Committee, Chair of the Senate Finance Committee, Speaker of the House, and Lieutenant Governor.
- c. Additional information requested by the Legislative Budget Board regarding a request submitted by the Department of Transportation pursuant to subsection (a) shall be provided in a timely manner. Notwithstanding subsection (b), the Legislative Budget Board is authorized to suspend the approval of a request at any time pending the receipt of additional information requested of the Department of Transportation.

23. Colonia Projects. In addition to amounts appropriated above, any unexpended balances in Strategy B.1.3, Construction Grants & Services, from General Obligation Bond Proceeds for colonia access roadway projects remaining as of August 31, 2015, (estimated to be \$0) are hereby appropriated to the Department of Transportation for the fiscal year beginning September 1, 2015, for the same purpose. Any unexpended balances of these funds remaining as of August 31, 2016, are hereby appropriated to the Department of Transportation for the fiscal year beginning September 1, 2016, for the same purpose.

24. Public Transportation. Notwithstanding other transfer provisions in Article IX of this Act, appropriations made to the Department of Transportation in Strategy D.1.1, Public Transportation, from the State Highway Fund shall not be reduced.

25. Crash Records Information System. Included in the amounts appropriated above in Strategy D.2.1, Traffic Safety, is \$750,000 in fiscal year 2016 and \$750,000 in fiscal year 2017 from General Revenue - Insurance Companies Maintenance Tax and Insurance Department Fees for ongoing maintenance of the Crash Records Information System.

26. Sale of Surplus Property. Notwithstanding the provisions of Article IX, §8.03, Surplus Property, in this Act, all receipts from the sale of Department of Transportation surplus property, equipment, commodities, or salvage (including recycled products), pursuant to the provisions of Chapter 2175, Government Code, are appropriated to the Department of Transportation for expenditure during the fiscal year in which the receipts are received to carry out the functions of the department, specifically including implementing Chapter 91, Transportation Code. The Department of Transportation may spend no more than \$500,000 in a fiscal year for passenger rail projects authorized under the provisions of Chapter 91, Transportation Code, from funds appropriated by this rider.

27. Toll Project Subaccounts. The amounts appropriated above to the Department of Transportation in Goal H, Develop Toll Subaccount Projects, are made from fund balances and interest earnings on fund balances held in toll project subaccounts in the State Highway Fund for the State Highway 121, State Highway 161, and State Highway 130, Segments 5 and 6, toll projects.

28. Limitation on Use of Funds. No funds appropriated above may be used to change the location of the current exit ramp off of IH-35 at exit number 359 by more than 1,000 feet, unless the Department of Transportation first provides to the Legislative Budget Board written correspondence from the federal government demonstrating that the ramp must be moved in order to prevent the loss of federal funds other than the funds that would be used to move the exit ramp or that this prohibition would cause the Department of Transportation to be in violation of federal law or regulations.

DEPARTMENT OF TRANSPORTATION
(Continued)

- 29. Appropriations from Proposition 12 General Obligation Bond Proceeds: Unissued Authority and Balances from Prior Fiscal Biennium.** In addition to the amounts appropriated above to the Department of Transportation from Proposition 12 General Obligation Bond Proceeds, any remaining General Obligation Bond authorization pursuant to Section 49-p(a), Article III, Texas Constitution, and any unexpended balances of proceeds from the issuance and sale of such general obligation bonds remaining as of August 31, 2015, that were appropriated to the Department of Transportation for the 2014-15 biennium are hereby appropriated for the fiscal biennium beginning September 1, 2015, for the same purpose. Any remaining General Obligation Bond authorization pursuant to Section 49-p(a), Article III, Texas Constitution, and any unexpended balances of these funds remaining as of August 31, 2016, are hereby appropriated to the Department of Transportation for the fiscal year beginning September 1, 2016, for the same purpose.
- 30. Unexpended Balance Appropriation: Rail Projects.** Any unexpended balances of General Revenue Funds remaining as of August 31, 2015, from General Revenue appropriations made to the Department of Transportation in Strategy E.1.2, Contract Rail Plan/Design, in the 2014-15 biennium for the purposes of environmental review and other preliminary planning activities for the Austin-San Antonio passenger rail project (estimated to be \$0), or Strategy E.1.3, Rail Construction, for the purpose of making improvements to and rehabilitating the South Orient Railroad (estimated to be \$0) are hereby appropriated to the Department of Transportation in the respective strategies in the fiscal biennium beginning September 1, 2015, for the same purposes.
- 31. Clothing Provision.** The department may provide a cleaning allowance for Travel Information Center personnel and ferry operations personnel not to exceed \$500 per year.
- 32. Federal Funding for the Texas Rail Plan.** The Department of Transportation shall make it a top priority to seek, obtain, maximize, and expend federal funding for rail and other related multi-modal transportation funding, including rail relocation and improvement funds from the Federal Highway Administration, Federal Railroad Administration, and Federal Transit Administration. Contingent upon the availability and receipt of federal rail and other related federal multi-modal funds to the State, such federal funds are appropriated to the Department of Transportation.
- 33. Schedule of Exempt Positions: Executive Leadership Positions.** The Texas Transportation Commission is authorized to set the amount of compensation for not more than five executive leadership positions within the Group 8 salary classification as provided in Article IX, §3.04(b)(2) of this Act, and as authorized in the "Schedule of Exempt Positions" for Executive Leadership Positions, Group 8 (5), above.
- 34. Travel Information Centers.** Out of funds appropriated above in Strategy D.3.1, Travel Information, the Department of Transportation, with assistance from the Office of the Governor, Division of Economic Development & Tourism, shall develop a methodology to determine the economic and safety impact of travel information centers. The department shall make findings on the economic and safety impact of travel information centers during the 2016-17 biennium, based on this methodology, available on its website no later than November 1, 2016.
- 35. Unexpended Balances Appropriation: Acquisition of Information Resource Technologies.** Any unobligated and unexpended balances of funds remaining as of August 31, 2015, that were appropriated to the Department of Transportation for the 2014-15 biennium for capital budget items in the Acquisition of Information Resource Technologies capital budget category (estimated to be \$0) are appropriated for the fiscal biennium beginning September 1, 2015, for the same purpose.
- 36. Unexpended Balances Appropriation: Construction Grants and Services.** Any unexpended balances remaining as of August 31, 2015, from appropriations made to the Department of Transportation in Strategy B.1.3, Construction Grants and Services, in the 2014-15 biennium (estimated to be \$0) are appropriated to the Department of Transportation in the fiscal biennium beginning September 1, 2015, for the same purpose.
- 37. Debt Reduction Report.** It is the intent of the Legislature that the Texas Transportation Commission and the Department of Transportation look for any and all opportunities for savings that may be accomplished for the department and the state from efforts to refinance, restructure, defease, or refund the outstanding bond indebtedness issued for its transportation programs under terms and conditions that the commission finds to be in the best interest of the state. The

DEPARTMENT OF TRANSPORTATION
(Continued)

department shall report to the Governor, Lieutenant Governor, Speaker of the House, and the Legislature annually on the outcomes of these efforts with the report due on or before August 31 of each fiscal year.

- 38. Study on Transportation Technology.** Out of the funds appropriated above, the Department of Transportation, as it determines appropriate and feasible, shall examine and evaluate innovative transportation technologies for purposes of cost savings, reducing traffic congestion, promoting safety, and increasing economic productivity.
- 39. Limitation on Capital Budget - Acquisition of Information Resource Technologies.** Notwithstanding the general transfer provisions of this Act, the Department of Transportation may not transfer any appropriations into or out of the Mainframe Modernization capital budget item listed under "Acquisition of Information Resource Technologies" in Rider 2, Capital Budget, without the approval of the Legislative Budget Board and the Governor. A request to exceed this limitation must include, at a minimum, a statement justifying the need to exceed the transfer limitation and an explanation as to why such transfer cannot be deferred. The request shall be considered to be approved unless the Legislative Budget Board or the Governor issues a written disapproval within 30 business days after the date on which the staff of the Legislative Budget Board concludes its review of the request to transfer appropriations and forwards its review to the Chair of the House Appropriations Committee, Chair of the Senate Finance Committee, Speaker of the House, and Lieutenant Governor. Any requests for additional information made by the Legislative Budget Board shall suspend the counting of the 30 business days.
- 40. Unexpended Balance Appropriation: Emergency and First Responder Airport Facilities.** Any unexpended balances remaining as of August 31, 2015, from appropriations made to the Department of Transportation for airport runway expansion for airport facilities used by the Department of Public Safety for emergency and first responders, including facilities where Department of Public Safety aircraft are used for staging and storage purposes, in Strategy B.1.4, Aviation Services, in the 2014-15 biennium (estimated to be \$0) are appropriated to the Department of Transportation in the fiscal biennium beginning September 1, 2015, for the same purpose.
- 41. Interagency Contract for Legal Services.** Out of funds appropriated above, \$6,075,362 in each fiscal year of the 2016-17 biennium is for an interagency contract with the Office of the Attorney General for legal services provided by the Office of the Attorney General to the Department of Transportation. Any interagency contract funded by appropriated funds may not exceed reasonable attorney fees for similar legal services in the private sector, shall not jeopardize the ability of the Department of Transportation to carry out its legislative mandates, and shall not affect the budget for the Department of Transportation such that employees must be terminated in order to pay the amount of the interagency contract.
- 42. Performance Reporting for the Voluntary Turnback Program.** Out of funds appropriated above, the Texas Department of Transportation (TxDOT) shall report on a biennial basis the following information to the Legislative Budget Board and the Office of the Governor no later than December 1, 2016: (1) the number of communities participating in the voluntary road turnback program; (2) a list of roads transferred to local governments; (3) the number of lane miles transferred to local governments; (4) information on the amount of maintenance funds made available associated with the transferred roads; (5) a list of maintenance projects on which the newly available funds are being spent; and (6) a list of the state's most eligible roads with potential for transfer. TxDOT should use this data to evaluate the turnback program and include recommendations to enhance the program in its biennial report.
- 43. Appropriation of Rail Receipts from Car Load Fees.** In addition to amounts appropriated above, all revenues collected from contractual car load fees paid to the Department of Transportation on the Texas Pacifico rail line (estimated to be \$3,000,000 in each fiscal year) are appropriated to the department in Strategy E.1.3, Rail Construction, for rail construction projects.
- 44. Proposition 1 Appropriations.** Amounts appropriated above in Strategy I.1.1, Proposition 1, 2014, from State Highway Fund No. 006 - Proposition 1, 2014, reflect estimated revenue transfers to the State Highway Fund pursuant to Article III, Section 49-g(c-1) of the Texas Constitution (estimated to be \$1,216,274,000 in fiscal year 2016 and \$1,197,393,000 in fiscal year 2017) to be used for constructing, maintaining, and acquiring rights-of-way for non-tolled public roadways. The funds appropriated above in Strategy I.1.1, Proposition 1, 2014, shall be allocated for the following purposes:

DEPARTMENT OF TRANSPORTATION
(Continued)

- a. 45 percent for mobility and added capacity projects in urban areas to decrease congestion and increase the safe and efficient movement of traffic (estimated to be \$547,323,300 for fiscal year 2016 and \$538,826,850 for fiscal year 2017);
- b. 25 percent for projects that improve regional connectivity along strategic corridors in rural areas of the state (estimated to be \$304,068,500 for fiscal year 2016 and \$299,348,250 for fiscal year 2017);
- c. 20 percent for statewide maintenance and preservation projects (estimated to be \$243,254,800 for fiscal year 2016 and \$239,478,600 for fiscal year 2017); and
- d. 10 percent for roadway safety and maintenance projects in areas of the state impacted by increased oil and gas production activity (estimated to be \$121,627,400 for fiscal year 2016 and \$119,739,300 for fiscal year 2017).

45. Appropriation and Capital Budget Authority: Receipts from Sale of Real Property.

- a. None of the funds appropriated above may be expended for the capital budget items listed below in subsection (b) of this section. In addition to amounts appropriated above, the Department of Transportation is appropriated receipts from the sale of Department of Transportation real property for the purposes of funding the capital budget items listed below in subsection (b) of this section. Any unexpended balances as of August 31, 2016, in appropriations made to the Department of Transportation under this section are hereby appropriated for the same purposes for the fiscal year beginning September 1, 2016.
- b. Funds appropriated to the Department of Transportation in subsection (a) of this section may be expended only for the capital budget items shown below.

	For the Biennium Ending August 31, 2017
(1) Acquisition of Land and Other Real Property	\$ 400,000
(2) Construction of Buildings and Facilities	34,648,000
(3) Acquisition of Information Resource Technologies	
(A) Technology Replacements and Upgrades (in addition to amounts in Rider 2, Capital Budget, subsection (c)(1), above)	7,506,963
(B) Mainframe Modernization (in addition to amounts in Rider 2, Capital Budget, subsection (c)(2), above)	34,889,252
(C) Modernize Portfolio and Project Management (in addition to amounts in Rider 2, Capital Budget, subsection (c)(3), above)	15,520,353

- c. The Department of Transportation shall submit a quarterly report to the Legislative Budget Board, in a format prescribed by the Legislative Budget Board, summarizing the dollar amount of receipts from the sale of real property during the most recently completed fiscal quarter and the amount of funds from those receipts that the Department of Transportation has allocated or intends to allocate to any of the capital budget items in subsection (b) of this section.

46. Report on the Elimination of Toll Roads. Out of funds appropriated above, it is the intent of the Legislature that the Texas Department of Transportation conduct a study on the feasibility of eliminating toll roads and the payment of debt to accomplish this purpose. It is the intent of the Legislature that the report:

- (1) list the amount of debt service on bonds issued for each toll project in this state;
- (2) identify, based on criteria provided by the Texas Transportation Commission, bonds that would be appropriate for accelerated or complete lump-sum payment of debt service; and

DEPARTMENT OF TRANSPORTATION
(Continued)

- (3) propose a plan to eliminate all toll roads in this state, except for tolls on roads constructed, operated, or maintained only with proceeds from the issuance of bonds by a toll project entity other than the department, by methods including:
- (A) the accelerated or complete lump-sum payment of debt service on bonds identified under Subdivision (1); or
 - (B) requiring, as a condition on receipt of state financial assistance, a commitment by a toll project entity to eliminate toll collection on a project for which the financial assistance is provided.

It is the intent of the Legislature that the report be completed by September 1, 2016, and a copy be provided to the Legislative Budget Board and the standing committees of each house of the Legislature with primary jurisdiction over transportation matters.

- 47. Limitation on Expenditures for Design-Build Contracts.** The Department of Transportation is authorized to expend funds appropriated by this Act to enter into no more than ten design-build contracts in the 2016-17 biennium for highway projects that have an estimated construction cost to the department of \$250,000,000 or more per highway project. If provisions in Transportation Code §223.242, or similar general law, establish a limit on the number of design-build contracts that the Department of Transportation may enter into in each fiscal year or biennium that is less than the amount authorized by this section, then the limitation established by general law prevails.
- 48. Port Capital Improvements.** Out of amounts appropriated to the Department of Transportation by this Act, an amount not to exceed \$20,000,000 for the 2016-17 biennium from any available source of revenue or proceeds in Texas Mobility Fund No. 365 shall be allocated to provide funding for port capital improvement projects selected by the Port Authority Advisory Committee and approved by the Texas Transportation Commission.
- 49. Toll Discount Programs.** In addition to amounts appropriated above, the Department of Transportation is appropriated receipts from the sale of Department of Transportation real property and receipts from the sale of surplus property, as authorized by Rider 26, Sale of Surplus Property, above, to provide funding for certain toll discount programs as follows:
- a. the amounts of \$2,000,000 in fiscal year 2016 and \$2,000,000 in fiscal year 2017 are for the purpose of providing toll discounts to qualified veterans for use of the Central Texas Turnpike System and other toll projects operated and maintained by the Department of Transportation pursuant to toll rate policies established by the department; and
 - b. the amounts of \$9,350,000 in fiscal year 2016 and \$9,350,000 in fiscal year 2017 are for the purpose of providing toll discounts for large trucks traveling on Segments 1 - 4 of State Highway 130 and State Highway 45 Southeast pursuant to toll rate policies established by the department.
- 50. Allocation for Emergency and First Responder Airport Facilities.** Out of amounts appropriated above to the Department of Transportation in Strategy B.1.4, Aviation Services, the amount of \$3,000,000 out of State Highway Fund No.006 shall be used to assist in hangar expansion at the South Texas International Airport at Edinburg for airport facilities used by the Department of Public Safety for emergency and first responders, including facilities where Department of Public Safety aircraft are used for staging and storage purposes.

¹ Incorporates Article IX, §18.53, of this Act, due to enactment of SB 20, 84th Legislature, Regular Session, relating to state agency contracting, resulting in an increase of \$2,591,211 in FY 2016 out of General Revenue funds.

² Article IX, §18.02, of this Act, increases the salaries of the Executive Director from \$292,500 to \$299,813, the Executive Leadership Positions from \$272,000 to \$278,800, and the Commissioners from \$16,395 to \$16,805.

TEXAS WORKFORCE COMMISSION

	For the Years Ending	
	August 31, 2016	August 31, 2017
Method of Financing:		
<u>General Revenue Fund</u>		
General Revenue Fund ¹	\$ 54,373,641	\$ 54,850,676
GR MOE for Temporary Assistance for Needy Families	36,574,493	36,574,493
GR for Child Care and Development Fund	42,563,817	42,563,817
GR for Vocational Rehabilitation	0	55,894,345
Career Schools and Colleges	1,133,911	1,133,911
GR Match for Food Stamp Administration	4,447,618	4,447,617
Subtotal, General Revenue Fund	\$ 139,093,480	\$ 195,464,859
<u>General Revenue Fund - Dedicated</u>		
Unemployment Compensation Special Administration Account No. 165	5,301,634	5,301,634
Business Enterprise Program Account No. 492	0	675,867
Business Enterprise Program Trust Fund	0	404,212
Employment and Training Investment Assessment Holding Account No. 5128	1,886,230	1,886,230
Subtotal, General Revenue Fund - Dedicated	\$ 7,187,864	\$ 8,267,943
<u>Federal Funds</u>		
Federal Funds	0	249,142,140
Workforce Commission Federal Account No. 5026	969,899,862	960,142,165
Subtotal, Federal Funds	\$ 969,899,862	\$ 1,209,284,305
<u>Other Funds</u>		
Appropriated Receipts ²	1,617,526	2,432,378
Interagency Contracts	53,059,389	54,108,539
Blind Endowment Fund No. 493	0	22,682
Subrogation Receipts	0	167,665
Appropriated Receipts for VR	0	913,057
Subtotal, Other Funds	\$ 54,676,915	\$ 57,644,321
Total, Method of Financing	\$ 1,170,858,121	\$ 1,470,661,428
This bill pattern represents an estimated 99.7% of this agency's estimated total available funds for the biennium.		
Number of Full-Time-Equivalents (FTE):²	2,885.2	4,649.7
Schedule of Exempt Positions:³		
Commissioner, Group 6	\$153,750	\$153,750
Commissioner, Group 5	(2) 153,750	(2) 153,750
Executive Director, Group 5	192,698	192,698
Items of Appropriation:		
A. Goal: WORKFORCE DEVELOPMENT		
Support a Workforce System to Achieve/Sustain Economic Prosperity.		
A.1.1. Strategy: WORKFORCE INVESTMENT ACT Workforce Investment Act (WIA) Adult and Dislocated Adults.	\$ 115,333,990	\$ 114,930,106
A.1.2. Strategy: WORKFORCE INVESTMENT ACT - YOUTH Workforce Investment Act (WIA) Youth.	\$ 49,129,912	\$ 49,129,912
A.1.3. Strategy: TANF CHOICES Temporary Assistance for Needy Families (TANF) Choices.	\$ 87,127,649	\$ 87,310,021
A.1.4. Strategy: EMPLOYMENT AND COMMUNITY SERVICES	\$ 49,298,687	\$ 48,247,304
A.1.5. Strategy: SNAP E & T Supplemental Nutritional Assistance Program.	\$ 19,812,506	\$ 19,781,441
A.1.6. Strategy: TRADE AFFECTED WORKERS Trade Affected Worker Training and Assistance.	\$ 13,226,850	\$ 13,128,921

TEXAS WORKFORCE COMMISSION

(Continued)

A.1.7. Strategy: SENIOR EMPLOYMENT SERVICES	\$	4,801,587	\$	4,801,587
A.1.8. Strategy: APPRENTICESHIP	\$	4,455,936	\$	4,455,724
A.1.9. Strategy: ADULT EDUCATION AND FAMILY LITERACY	\$	70,382,870	\$	70,868,943
A.2.1. Strategy: SKILLS DEVELOPMENT ¹	\$	29,239,645	\$	29,352,069
A.2.2. Strategy: SELF SUFFICIENCY	\$	2,623,875	\$	2,623,404
A.2.3. Strategy: LABOR MARKET AND CAREER INFORMATION	\$	4,373,501	\$	4,348,310
A.2.4. Strategy: WORK OPPORTUNITY TAX CREDIT Work Opportunity Tax Credit Certification.	\$	806,758	\$	804,950
A.2.5. Strategy: FOREIGN LABOR CERTIFICATION	\$	541,144	\$	477,730
A.3.1. Strategy: TANF CHOICES CHILD CARE TANF Choices Child Care for Families Working or Training for Work.	\$	35,205,721	\$	36,839,028
A.3.2. Strategy: AT-RISK & TRANSITIONAL CHILD CARE At-Risk & Trans. Child Care for Families Working or Training for Work.	\$	478,209,594	\$	477,515,192
A.3.3. Strategy: CHILD CARE ADMINISTRATION Child Care Admin for TANF Choices, Transitional & At-Risk Child Care.	\$	6,683,534	\$	5,932,896
A.3.4. Strategy: CHILD CARE - DFPS FAMILIES Child Care for DFPS Families.	\$	52,446,594	\$	52,446,594
A.4.1. Strategy: UNEMPLOYMENT CLAIMS	\$	64,853,122	\$	62,547,776
A.4.2. Strategy: UNEMPLOYMENT APPEALS	\$	17,594,525	\$	17,221,549
A.4.3. Strategy: UNEMPLOYMENT TAX COLLECTION	\$	<u>29,106,053</u>	\$	<u>23,850,893</u>
Total, Goal A: WORKFORCE DEVELOPMENT	\$	<u>1,135,254,053</u>	\$	<u>1,126,614,350</u>
B. Goal: PROGRAM ACCOUNTABILITY/ENFORCEMENT				
B.1.1. Strategy: SUBRECIPIENT MONITORING	\$	2,929,020	\$	2,601,939
B.1.2. Strategy: TECHNICAL ASSISTANCE ²	\$	5,553,258	\$	5,513,601
B.1.3. Strategy: LABOR LAW INSPECTIONS	\$	4,040,235	\$	4,024,285
B.1.4. Strategy: CAREER SCHOOLS & COLLEGES Career Schools and Colleges.	\$	976,906	\$	978,094
B.2.1. Strategy: CIVIL RIGHTS	\$	<u>2,342,663</u>	\$	<u>2,239,475</u>
Total, Goal B: PROGRAM ACCOUNTABILITY/ENFORCEMENT	\$	<u>15,842,082</u>	\$	<u>15,357,394</u>
C. Goal: INDIRECT ADMINISTRATION				
C.1.1. Strategy: CENTRAL ADMINISTRATION	\$	12,029,516	\$	11,896,307
C.1.2. Strategy: INFORMATION RESOURCES	\$	5,933,282	\$	5,915,049
C.1.3. Strategy: OTHER SUPPORT SERVICES	\$	<u>1,799,188</u>	\$	<u>1,800,130</u>
Total, Goal C: INDIRECT ADMINISTRATION	\$	<u>19,761,986</u>	\$	<u>19,611,486</u>
D. Goal: PERSONS WITH DISABILITIES Rehabilitation Services for Persons with Disabilities.				
D.1.1. Strategy: VOCATIONAL REHABILITATION Rehabilitate & Place People W/Disabilities in Competitive Employment.	\$	0	\$	271,213,733
D.1.2. Strategy: BUSINESS ENTERPRISES OF TEXAS (BET) Provide Employment in Food Service Industry for Persons who are Blind.	\$	0	\$	2,463,605
D.1.3. Strategy: BUSN ENTERPRISES OF TEX TRUST FUND Admin Trust Funds for Retirement & Benefits Est. & Nontransferable.	\$	0	\$	404,212
D.2.1. Strategy: PROGRAM SUPPORT - VOCATIONAL REHAB Program Support - Vocational Rehabilitation.	\$	0	\$	16,888,422
D.2.2. Strategy: PROGRAM SUPPORT - OTHER	\$	<u>0</u>	\$	<u>18,108,226</u>
Total, Goal D: PERSONS WITH DISABILITIES	\$	<u>0</u>	\$	<u>309,078,198</u>
Grand Total, TEXAS WORKFORCE COMMISSION	\$	<u>1,170,858,121</u>	\$	<u>1,470,661,428</u>

TEXAS WORKFORCE COMMISSION
(Continued)

Object-of-Expense Informational Listing:

Salaries and Wages	\$ 124,903,173	\$ 123,294,607
Other Personnel Costs	7,883,497	7,834,472
Professional Fees and Services	34,414,508	27,545,077
Fuels and Lubricants	13,274	32,273
Consumable Supplies	786,218	772,698
Utilities	4,410,955	4,517,469
Travel	1,850,988	1,861,921
Rent - Building	1,818,334	1,833,809
Rent - Machine and Other	1,282,626	1,313,269
Other Operating Expense	27,843,908	333,502,243
Client Services	83,400	1,132,612
Grants	963,959,896	966,144,186
Capital Expenditures	<u>1,607,344</u>	<u>876,792</u>

Total, Object-of-Expense Informational Listing \$ 1,170,858,121 \$ 1,470,661,428

Estimated Allocations for Employee Benefits and Debt Service Appropriations Made Elsewhere in this Act:

Employee Benefits

Retirement	\$ 11,062,171	\$ 19,440,812
Group Insurance	47,842,063	77,641,019
Social Security	9,421,536	16,138,720
Benefits Replacement	<u>479,998</u>	<u>723,197</u>

Subtotal, Employee Benefits \$ 68,805,768 \$ 113,943,748

Debt Service

Lease Payments	<u>\$ 201,626</u>	<u>\$ 168,825</u>
----------------	-------------------	-------------------

Total, Estimated Allocations for Employee Benefits and Debt Service Appropriations Made Elsewhere in this Act \$ 69,007,394 \$ 114,112,573

1. **Performance Measure Targets.**⁴ The following is a listing of the key performance target levels for the Texas Workforce Commission. It is the intent of the Legislature that appropriations made by this Act be utilized in the most efficient and effective manner possible to achieve the intended mission of the Texas Workforce Commission. In order to achieve the objectives and service standards established by this Act, the Texas Workforce Commission shall make every effort to attain the following designated key performance target levels associated with each item of appropriation.

	2016	2017
A. Goal: WORKFORCE DEVELOPMENT		
Outcome (Results/Impact):		
Customers Served - Job Seekers	1,300,000	1,350,000
Entered Employment Rate	74%	75%
Employment Retention Rate	83%	83%
Avg Choices Participation Thru Emp (or School for Teens) - 1 Parent	22%	23%
% of Adult Ed Students Who Complete the Level in Which They Enrolled	60%	61%
Percent of Unemployment Insurance Claimants Paid Timely	97%	97%
Percent of Unemployment Insurance Dispute Cases Resolved with Lower Appeal	82%	82%
A.1.1. Strategy: WORKFORCE INVESTMENT ACT		
Output (Volume):		
Workforce Investment Act (WIA): Adult and Dislocated Worker Customers Served	33,087	33,087
Efficiencies:		
Workforce Investment Act (WIA): Adult and Dislocated Worker Average Cost per Customer Served	3,000	3,000
A.1.3. Strategy: TANF CHOICES		
Output (Volume):		
Temporary Assistance for Needy Families (TANF) Choices Customers Served	40,784	41,599
Efficiencies:		
Temporary Assistance for Needy Families (TANF) Choices Average Cost Per Customer Served	1,826.11	1,819.72

TEXAS WORKFORCE COMMISSION
(Continued)

A.1.5. Strategy: SNAP E & T		
Output (Volume):		
Supplemental Nutritional Assistance Program (E&T) Customers Served	43,743	43,842
A.1.8. Strategy: APPRENTICESHIP		
Output (Volume):		
Apprenticeship Customers Served	6,111	6,111
A.1.9. Strategy: ADULT EDUCATION AND FAMILY LITERACY		
Output (Volume):		
Number of Adult Education Customers Served	101,000	101,500
A.2.1. Strategy: SKILLS DEVELOPMENT		
Output (Volume):		
Contracted Number of Skills Development Trainees	12,391	12,473
Efficiencies:		
Contracted Average Cost per Skills Development Trainee	1,800	1,800
A.2.2. Strategy: SELF SUFFICIENCY		
Output (Volume):		
Contracted Number of Self-Sufficiency Trainees	1,178	1,179
Efficiencies:		
Contracted Average Cost per Self-Sufficiency Trainee	2,100	2,100
A.3.1. Strategy: TANF CHOICES CHILD CARE		
Output (Volume):		
Average Number of Children Served Per Day, Temporary Assistance for Needy Families (TANF) Choices Services	5,438	5,546
Efficiencies:		
Average Cost Per Child Per Day for Child Care, Temporary Assistance for Needy Families (TANF) Choices Services	24.04	24.08
A.3.2. Strategy: AT-RISK & TRANSITIONAL CHILD CARE		
Output (Volume):		
Average Number of Children Served Per Day, Transitional and At Risk Services	92,172	92,152
Efficiencies:		
Average Cost Per Child Per Day for Child Care, Transitional and At Risk Services	18.43	18.48
A.4.1. Strategy: UNEMPLOYMENT CLAIMS		
Efficiencies:		
Average Wait Time on Hold for Unemployment Insurance Customers (Minutes)	7.7	7.7
B. Goal: PROGRAM ACCOUNTABILITY/ENFORCEMENT		
B.1.1. Strategy: SUBRECIPIENT MONITORING		
Output (Volume):		
Number of Monitoring Reviews of Boards or Contractors	87	87
B.1.3. Strategy: LABOR LAW INSPECTIONS		
Output (Volume):		
Number of On-site Inspections Completed for Texas Child Labor Law Compliance	2,600	2,600
B.1.4. Strategy: CAREER SCHOOLS & COLLEGES		
Output (Volume):		
Number of Licensed Career Schools and Colleges	525	525
D. Goal: PERSONS WITH DISABILITIES		
Outcome (Results/Impact):		
Percent of VR-Blind Consumers who Achieve Employment Outcomes	NA	70%
Percent of VR-General Consumers who Achieve Employment Outcomes	NA	58%
D.1.1. Strategy: VOCATIONAL REHABILITATION		
Output (Volume):		
Number of Consumers Served: VR-Blind	NA	10,304
Number of Consumers Served: VR-General	NA	84,388
Efficiencies:		
Average Cost Per Consumer Served: VR-Blind	NA	4,757
Average Cost Per Consumer Served: VR-General	NA	2,703
D.1.2. Strategy: BUSINESS ENTERPRISES OF TEXAS (BET)		
Output (Volume):		
Number of Individuals Employed by BET Businesses (Managers and Employees)	NA	1,566

TEXAS WORKFORCE COMMISSION

(Continued)

- 2. Capital Budget.** None of the funds appropriated above may be expended for capital budget items except as listed below. The amounts shown below shall be expended only for the purposes shown and are not available for expenditure for other purposes. Amounts appropriated above and identified in this provision as appropriations either for "Lease Payments to the Master Lease Purchase Program" or for items with an "(MLPP)" notation shall be expended only for the purpose of making lease-purchase payments to the Texas Public Finance Authority pursuant to the provisions of Government Code §1232.103.

	<u>2016</u>	<u>2017</u>
a. Repair or Rehabilitation of Buildings and Facilities		
(1) Repair or Rehabilitation of Buildings and Facilities	\$ 2,528,137	\$ 2,472,513
(2) Building Maintenance	\$ 0	\$ 614,000
 Total, Repair or Rehabilitation of Buildings and Facilities	<u>\$ 2,528,137</u>	<u>\$ 3,086,513</u>
b. Acquisition of Information Resource Technologies		
(1) LAN/WAN Area Upgrade & Replacement	1,274,001	398,004
(2) Operations Infrastructure	953,344	636,679
(3) Workforce System Improvements	3,033,001	200,000
(4) UI IT Improvement Project	10,778,600	976,440
(5) PC Replacement	1,085,003	1,085,004
(6) Seat Management Services	\$ 0	\$ 1,763,126
 Total, Acquisition of Information Resource Technologies	<u>\$ 17,123,949</u>	<u>\$ 5,059,253</u>
c. Acquisition of Capital Equipment and Items		
(1) Establish/Refurbish Food Service Facilities	\$ 0	\$ 200,000
d. Data Center Consolidation		
(1) Data Center Consolidation	\$ 20,991,197	\$ 26,676,315
e. Centralized Accounting and Payroll/Personnel System (CAPPS)		
(1) Enterprise Resource Planning	\$ 284,029	\$ 284,029
 Total, Capital Budget	<u>\$ 40,927,312</u>	<u>\$ 35,306,110</u>

Method of Financing (Capital Budget):

General Revenue Fund

General Revenue Fund	\$ 149,586	\$ 932,963
Career Schools and Colleges	91,039	79,568
GR Match for Food Stamp Administration	5,025	5,123
GR for Vocational Rehabilitation	0	75,103
Subtotal, General Revenue Fund	<u>\$ 245,650</u>	<u>\$ 1,092,757</u>

GR Dedicated - Unemployment Compensation
Special Administration Account No. 165

383,737 338,486

Federal Funds

Federal Funds	0	6,102,263
Workforce Commission Federal Account No. 5026	40,297,925	26,401,152
Subtotal, Federal Funds	<u>\$ 40,297,925</u>	<u>\$ 32,503,415</u>

Appropriated Receipts	0	474,900
Interagency Contracts	0	896,552

Total, Method of Financing	<u>\$ 40,927,312</u>	<u>\$ 35,306,110</u>
----------------------------	----------------------	----------------------

- 3. Appropriation: Federal Funds.** All moneys granted to Texas by the federal government for the administration of the Texas Unemployment Compensation Act or which are now on deposit to the credit of any funds maintained by the Comptroller of Public Accounts for the Texas Workforce Commission (TWC), and any moneys received for the credit of such funds are hereby appropriated for the purposes authorized by the provisions of the Texas Unemployment Compensation Act and for the purposes for which such moneys were granted. TWC shall notify

TEXAS WORKFORCE COMMISSION
(Continued)

the Legislative Budget Board and Governor of any funds and associated staffing received above the amounts appropriated above for the biennium.

4. Section 903, Social Security Act Funds.

- a. Out of amounts credited to Texas' account in the Federal Unemployment Trust Fund under §903 of the Social Security Act, there is included in the appropriation above \$5,000,000 in fiscal year 2016 and \$5,000,000 in fiscal year 2017 for withdrawal and use by the Texas Workforce Commission (TWC) for the administration of the Texas Unemployment Compensation Act and its Public Employment Offices and telecenters. Said funds may be used to provide necessary office facilities and automated equipment, to include the purchase of land and construction of buildings, and the construction of improvements on property owned by TWC, including the cost of repairs and alterations to such property and the purchase of computers and related peripheral equipment.
- b. No part of any amounts based on an initial transfer from the federal government that occurred prior to fiscal year 2000 or after fiscal year 2002, herein appropriated out of amounts credited to Texas' account in the Federal Unemployment Trust Fund under §903 of the Social Security Act, shall be expended after the close of the period covered by this act and any unused portion of such amounts shall, at such close, revert to Texas' said account in the Federal Unemployment Trust Fund. The amount obligated pursuant to this act shall not exceed at any time the amount by which (a) the aggregate of the amounts transferred to the account of this state pursuant to §903 of the Social Security Act exceeds (b) the aggregate of the amounts obligated for administration and paid out for benefits and required by law to be charged against the amounts transferred to the account of this State.
- c. Should federal requirements concerning amounts made available under §903 of the Social Security Act change after passage of this Act, the appropriation made in this rider shall be subject to such conditions and limitations as required by the changed federal law.

5. Authorization: Sale of Agency-owned Buildings and Land. In order to ensure effective facility management in coordination with the local workforce development boards, the Texas Workforce Commission (TWC) is hereby authorized to sell agency-owned buildings and land. Any such sale must be based on a finding by the commission that no other economically viable alternative exists, and specifically that operation within agency-owned or leased buildings would not be feasible. Furthermore, in order to accommodate sudden and unexpected fluctuations in federal funding, TWC is hereby authorized to sell agency-owned buildings and land as it deems necessary. The authority granted in this provision is contingent upon the filing of a written notice with the Governor and the Legislative Budget Board at least 90 days prior to the planned date of sale and is subject to the disapproval of either office within 90 days after notification.

6. Payment of Unemployment Benefits - State Agencies. It is the intent of the Legislature that the Texas Workforce Commission charge the Comptroller of Public Accounts only for unemployment benefits paid based on wages earned from agencies appropriated funds under the General Appropriations Act, and that agencies outside the General Appropriations Act be maintained as individual reimbursing employers. For the purposes of this rider, "agency" includes a state agency as defined under §2151.002, Government Code, which includes an institution of higher education (except a public junior college) as defined under §61.003, Education Code.

7. Federal Funds Appropriated. The Texas Workforce Commission (TWC) is hereby authorized to receive and disburse in accordance with plans acceptable to the responsible federal agency, all federal moneys that are made available (including grants, allotments, and reimbursements) to the state and retain their character as federal funds for such purposes and all fees authorized by federal law, and to receive, administer, and disburse federal funds for federal programs in accordance with plans agreed upon by the TWC and the responsible federal agency, and such other activities as come under the authority of the TWC, and such moneys are appropriated to the specific purpose or purposes for which they are granted or otherwise made available. Earned federal funds are not considered to be federal funds for the purpose of this section.

8. Reappropriation of Federal and Local Funds. All funds received by the Texas Workforce Commission from counties, cities, federal agencies, and from any other local source during the 2016-17 biennium, and all balances from such sources as of August 31, 2015, are hereby appropriated for the biennium ending August 31, 2017, for the purpose of carrying out the provisions of this Act. Earned federal funds are not considered to be federal funds for the purpose of this section.

TEXAS WORKFORCE COMMISSION
(Continued)

9. **Unexpended Balances for Child Care Funds.** It is the intent of the Legislature that any additional federal funds received as a result of current efforts to obtain child care funds, be used for child care. Except as otherwise provided, all unexpended and unobligated balances in the area of child care remaining from appropriations for the first year of the biennium to the Texas Workforce Commission (TWC) are appropriated to TWC for the purpose of drawing down all available federal funds for child care. The TWC may transfer unexpended and unobligated balances of General Revenue appropriations to Strategy A.3.2, At-Risk and Transitional Child Care, in order to match available federal child care funds, which are appropriated to TWC. TWC is subject to the requirements of Article IX, Section 13.01, Federal Funds/Block Grants for federal child care funds matched with available General Revenue, and TWC shall notify the Legislative Budget Board and the Governor in a timely manner of the amounts of additional General Revenue used as match and the federal child care funds matched in each year of the 2016-17 biennium not later than:
- a. the 30th business day after the date the staff of the Legislative Budget Board concludes its review of the findings of fact and forwards those findings of fact along with the conclusions or comments of the Legislative Budget Board staff to the Chair of the House Appropriations Committee, Chair of the Senate Finance Committee, Speaker of the House, and Lieutenant Governor; and
 - b. within 30 business days by the Governor, prior to drawing down the additional federal funds.
10. **Maximization of Child Care and Development Funds.** It is the intent of the Legislature that the Texas Workforce Commission cooperate with cities, non-profit organizations, the Texas Education Agency and local school districts to obtain local match necessary to maximize federal funds for child care. In order to maximize the availability of state matching funds for federal child care funds and to encourage local child care planning and match participation, the commission shall use donated purchase agreements and other funding mechanisms, to the extent allowed by federal law and regulations.
11. **Earned Income Tax Credit Assistance.** Out of funds appropriated above, the Texas Workforce Commission and local workforce development boards shall assist recipients of Temporary Assistance for Needy Families who become employed, and other low-income workers who may qualify for the credit under federal income and other requirements, to apply for the federal Earned Income Tax Credit.
12. **Employment and Child Care Programs in Rural Areas.** It is the intent of the Legislature that the Texas Workforce Commission and local workforce development boards cost-effectively continue to expand the availability of employment and child care programs into rural areas.
13. **Job Training Courses.** It is the intent of the Legislature that the primary objective of job training courses offered by the Texas Workforce Commission and local workforce development boards is to prepare individuals for high-skill, high-wage jobs with health benefits that result in long-term employability. Whenever possible, strategies should focus on incorporating industry sectors and/or regional industry clusters in order to promote high quality jobs. While English as a Second Language (ESL) may provide additional benefit to trainees, it may not be substituted for job training classes.
14. **Formal Measures Report.** The Texas Workforce Commission shall submit an annual report to the Legislative Budget Board and the Governor on agency performance on Formal Measures prescribed by the Texas Workforce Investment Council (TWIC). The report shall be submitted with the agency's 4th quarterly performance report and must be accompanied by supporting documentation as specified by the Legislative Budget Board and the Governor.
15. **Budget and Performance Report.** The Texas Workforce Commission shall submit a monthly report to the Legislative Budget Board and the Governor on budgeted, expended, and encumbered funds by strategy (and substrategy as appropriate) along with Full-Time Equivalent positions and method of finance information. The report shall also include program performance information for performance measures included in this Act.
16. **Skills Development and Self-Sufficiency Fund Report.** The Texas Workforce Commission shall submit a quarterly report to the Legislative Budget Board and the Governor on contracts executed by the commission, expenditures, program participants, and closed contracts for each Skills Development Fund and Self-Sufficiency Fund contract. Each report shall be accompanied by supporting documentation as specified by the Legislative Budget Board and the Governor.

TEXAS WORKFORCE COMMISSION

(Continued)

- 17. Contracts for Purchase of Client Services.** No funds appropriated to the Texas Workforce Commission may be utilized for contracts for the purchase of program-related client services unless:
- a. such contracts include clearly defined goals, outputs, and measurable outcomes which directly relate to program objectives;
 - b. such contracts include clearly defined sanctions or penalties for noncompliance with contract terms and conditions;
 - c. such contracts specify the accounting, reporting, and auditing requirements applicable to funds received under the contract;
 - d. the agency has implemented a formal program using a risk assessment methodology to monitor compliance with financial and performance requirements under the contract, including a determination of whether performance objectives have been achieved; and
 - e. the agency has implemented a formal program to obtain and evaluate program costs information to ensure that all costs, including administrative costs, are reasonable to achieve program objectives.
- 18. Work-at-Home Employees.** It is provided that the Texas Workforce Commission is hereby authorized to grant compensatory time to authorized employees for overtime work performed at the employee's personal residence and for work performed at the employee's personal residence on state or national holidays. Work performed under this authority shall be approved in advance by the Executive Director and must be verified by appropriate records, which may include audiotapes, computer and telephone logs, and the time tracking and leave accounting system. Compensatory time is only granted when corresponding work is assigned.
- 19. Cash Flow Contingency for Texas Workforce Civil Rights Division.**
- a. Contingent upon the receipt of federal funds allocated under the annual fixed cost performance based contracts and special projects with the U.S. Equal Employment Opportunity Commission and the U.S. Department of Housing and Urban Development, and upon the submission of monthly reports on all funds transfers and performance on all key measures to the Legislative Budget Board, Governor, and Comptroller of Public Accounts, the commission may temporarily utilize additional General Revenue Funds, pending the receipt of federal reimbursement, in an amount not to exceed 75 percent of the amount as specified in the notification letter of federal award to be received in each year of the biennium. The General Revenue amounts utilized above the General Revenue method of finance must be repaid upon receipt of federal reimbursement and shall be utilized only for the purpose of temporary cash flow needs. These transfers and repayments shall be credited to the fiscal year being reimbursed and shall be in accordance with procedures established by the Comptroller. All transfers of the method of finance shall be reported by the Texas Workforce Commission (TWC) Civil Rights Division to the Legislative Budget Board.
 - b. TWC Civil Rights Division may temporarily utilize additional General Revenue Funds pending reimbursement through interagency contracts in an amount not to exceed 50 percent of the estimated interagency contract receipts to be received each year of the biennium to be adjusted by actual contract amounts. The General Revenue amounts utilized above the General Revenue method of finance must be repaid upon receipt of interagency contract reimbursement and shall be utilized only for the purpose of temporary cash flow needs. These transfers and repayments shall be in accordance with procedures established by the Comptroller. Any contract balance at the end of the first fiscal year of the biennium is hereby appropriated to the second fiscal year of the biennium.
- 20. Limitation on Texas Fair Housing Act Investigations or Prosecutions.** No funds appropriated by this Act may be used to investigate or prosecute under the Texas Fair Housing Act any otherwise lawful activity, engaged in by one or more persons, that is engaged solely for the purpose of preventing action by a government official or court of competent jurisdiction.
- 21. Child Care Benefit Costs Paid with Federal Funds.** The Texas Workforce Commission shall pay all benefit costs to the Employees Retirement System related to Full-Time Equivalents (FTE) for salaries in Strategy A.3.3, Child Care Administration, with Federal Funds. No funds shall be

TEXAS WORKFORCE COMMISSION
(Continued)

paid for salaries in Strategy A.3.1, TANF Choices Child Care, Strategy A.3.2, At-Risk and Transitional Child Care, and Strategy A.3.4, Child Care for DFPS Families.

- 22. Temporary Assistance for Needy Families (TANF) Maintenance of Effort Appropriated in Child Care Strategies.** All General Revenue appropriated above for TANF maintenance of effort (MOE) shall be expended within the appropriate fiscal year for that purpose in order to secure the TANF federal block grant for the state. Out of funds appropriated above in Strategy A.3.1, TANF Choices Child Care and Strategy A.3.2, At-Risk and Transitional Child Care, \$27,745,141 in General Revenue is appropriated for TANF MOE each fiscal year for TANF program Client Services or Grants. None of the General Revenue appropriated for TANF MOE in Strategy A.3.1, TANF Choices Child Care and Strategy A.3.2, At-Risk and Transitional Child Care, may be transferred to any other item of appropriation or expended for any purpose other than the specific purpose for which the funds are appropriated. General Revenue may be transferred between the above-mentioned strategies.
- 23. Local Matching Funds.** Child Care Matching Federal Funds appropriated above are based upon an estimated local match of \$36,296,698 in fiscal year 2016 and \$36,296,698 in fiscal year 2017, which includes \$1,200,000 in Appropriated Receipts appropriated above each year of the biennium in Strategy A.3.2, At-Risk and Transitional Child Care.
- 24. Employment and Training Investment Assessment Reimbursement.** Amounts appropriated above in Strategy A.4.3, Unemployment Tax Collection, include an estimated amount of \$386,230 in fiscal year 2016 and \$386,230 in fiscal year 2017 in GR-Dedicated Employment and Training Investment Holding Account No. 5128 for the purpose of reimbursing the Federal Government for collection costs associated with the Employment and Training Investment Assessment in compliance with the collection cost methodology approved by the U.S. Department of Labor.
- 25. Professional Development Partnerships for Early Childhood Education.** Out of federal Child Care Development Funds (CCDF) appropriated above, the Texas Workforce Commission shall transfer via interagency contract \$500,000 in fiscal year 2016 and \$500,000 in fiscal year 2017 to the Texas Education Agency to fund the management of early childhood education partnerships projects, including the award of stipends, to facilitate increased participation in professional development by early childhood education professionals and encourage those professionals to seek additional education.
- 26. The Women's Institute for Technology Employment Training.** Out of funds appropriated above in Strategy A.1.4, Employment and Community Services, the Texas Workforce Commission shall allocate \$250,000 in fiscal year 2016 and \$250,000 in fiscal year 2017 to the Women's Institute for Technology Employment Training to support comprehensive program with statewide activity funds to develop curriculum, courses and programs to prepare single women with children who are economically disadvantaged or on state or federal assistance, for entry-level jobs and careers in Texas manufacturing and technology based industries.
- 27. School Readiness Models.** Out of federal funds appropriated to the Texas Workforce Commission in Strategies A.3.1, TANF Choices Child Care and A.3.2, At-Risk and Transitional Child Care, the commission shall match the amount of available General Revenue for the Early Childhood School Readiness Programs funded in Rider 45 following the appropriation in Article III, to the Texas Education Agency to provide for each year of the 2016-17 state fiscal biennium a total amount equal to the greater of \$11,700,000, or the maximum amount allowable under the approved match rate for the purpose of providing funds to child care providers participating in integrated school readiness models developed by the State Center for Early Childhood Development at the University of Texas Health Science Center at Houston. If General Revenue is not available and notwithstanding other GAA requirements, out of federal funds appropriated to the Texas Workforce Commission in Strategies A.3.1, TANF Choices Child Care and A.3.2, At-Risk and Transitional Child Care, the commission shall provide for each year of the 2016-17 state fiscal biennium the maximum amount allowable under federal guidelines, and not less than \$11,700,000 in each year, for the purpose of providing funds to child providers participating in the integrated school readiness models developed by the State Center for Early Childhood Development at the University of Texas Health Science Center at Houston. Not later than December 1st of each even-numbered year, the State Center for Early Childhood Development shall report to the Legislative Budget Board and the Office of the Governor the detailed use of all state funds expended by the center for early childhood education services.
- 28. Contingent Revenue Career Schools and Colleges Regulation.** In addition to the amounts appropriated above to the Texas Workforce Commission in Strategy B.1.4, Career Schools and Colleges, the Texas Workforce Commission is appropriated any additional revenues (estimated to

TEXAS WORKFORCE COMMISSION
(Continued)

be \$0) generated through the regulation of career schools and colleges and deposited to the credit of the General Revenue fund (Object Code 3509) in excess of \$1,590,708 in fiscal year 2016 and \$1,606,550 in fiscal year 2017 contained in the Comptroller of Public Accounts Biennial Revenue Estimate. Additional amounts appropriated each fiscal year from any additional revenues may not exceed \$208,000. These funds shall be used for enhancing the regulation of career schools and colleges. No increase in appropriated amounts as specified in this rider shall occur for any year in which the Commission has approved an increase in the annual renewal fee rate.

- 29. Professional Development for Early Childhood Education.** Out of federal Child Care Development Funds (CCDF) appropriated above, the Texas Workforce Commission shall dedicate \$500,000 in fiscal year 2016 and \$500,000 in fiscal year 2017 for programs that encourage increased participation in continuing professional development for early childhood professionals. Funding may be used to fund teacher training programs, programs that lead to a national credential in early childhood education, or work-study programs in child care. Funding may also be used for pilot programs that utilize tools for individualized instruction coupled with professional development components that support ongoing learning for teachers.
- 30. Employer and Community Based Organization Partnerships.** Out of amounts appropriated above to the Texas Workforce Commission (TWC) in Strategy A.1.4, Employment and Community Services, \$4,000,000 in fiscal year 2016 and \$4,000,000 in fiscal year 2017 in General Revenue Funds shall be used to implement a program with community based organizations in partnership with employers to move Texans off of public benefits and into the workforce. This program will target residents without housing and employment and move them into permanent employment. In selecting a community based organization, the TWC shall consider:
- a. the number of persons served by a qualifying entity in the program year must be no fewer than 700 unique individuals;
 - b. the number of persons served by a qualifying entity who have obtained regular employment at or above 125 percent of federal poverty income guidelines must be no fewer than 50 percent of the total number of individuals returned to the workforce; and
 - c. the number of employers who will commit to hiring individuals upon exit of the program must be no fewer than 100 employers.

Implementing this provision, the TWC may use other requirements deemed appropriate and necessary.

- 31. Adult Education.** Priority shall be given to adult literacy programs and may be given to adult literacy programs that include training in financial literacy and occupational foundation skills in the expenditure of adult education funds appropriated above. It is the intent of the Legislature that, in providing educational programs, the administering agency or agencies shall provide appropriate training to recipients of Temporary Assistance for Needy Families (TANF) in accordance with the Personal Responsibility and Work Opportunity Reconciliation Act of 1996. Out of the Federal TANF funds appropriated above in Strategy A.1.9, Adult Education and Family Literacy, \$5,800,000 in fiscal year 2016 and \$5,800,000 in fiscal year 2017 shall be directed for services for adults who are eligible for TANF. Families that include a child living at home are deemed eligible for TANF-funded adult education services if a family member receives any of the following forms of assistance: Supplemental Nutrition Assistance Program, Medicaid, Children's Health Insurance Program, Child Care and Development Fund, or Free or Reduced Priced Child Nutrition Program meals.

TWC shall coordinate with the Higher Education Coordinating Board in efforts to develop and implement an action plan to align Adult Basic Education and post-secondary education and in the provision of data necessary to analyze performance outcomes.

Any unexpended balances as of August 31, 2016 are hereby appropriated to fiscal year 2017 for the same purpose.

- 32. Statewide Strategic Plan for Adult Basic Education.** Out of the funds appropriated above in Strategy, A.1.9, Adult Education and Family Literacy, the Texas Workforce Commission, in consultation with the Texas Workforce Investment Council, shall develop a comprehensive statewide strategic plan, including goals and objectives, to address the projected future demand for

TEXAS WORKFORCE COMMISSION
(Continued)

adult education in Texas, gaps in the adult education system, improved efficiency of coordinated activities between state agencies, increased education and work-related outcomes for adult education students, and the types of programs and instruction necessary to help prepare adults for 21st century work and life. The Texas Workforce Commission shall report on the implementation and annual progress of this plan to the Texas Workforce Investment Council, the Governor, and the Legislative Budget Board in December of every even numbered year.

- 33. Workforce Employment and Training Activities.** Out of amounts appropriated above in Strategy A.1.4, Employment and Community Services, the Texas Workforce Commission (TWC) is appropriated from the GR-Dedicated Fund - Employment and Training Investment Assessment Holding Fund, \$1,500,000 in fiscal year 2016 and \$1,500,000 in fiscal year 2017 for the purposes of workforce employment and training activities, including other initiatives enhancing job creation and retention, and economic development, as may be determined, pursuant to authority contained in Texas Labor Code, Title 4, Subtitle B. Out of these appropriated funds, TWC shall transfer \$225,000 in fiscal year 2016 and \$225,000 in fiscal year 2017 to the Texas Veterans Commission to continue funding employment programs for veterans.
- 34. Sunset Contingency.**⁵ Pursuant to Government Code Chapter 325, Texas Workforce Commission was the subject of review by the Sunset Advisory Commission and a report pertaining to the Texas Workforce Commission was delivered to the Eighty-fourth Legislature. Government Code 325.015 provides that the legislature may, by law, continue the Texas Workforce Commission for up to 12 years, if such a law is passed before the sunset date for the Texas Workforce Commission.
- 1) Funds appropriated above are contingent on such action continuing Texas Workforce Commission by the Eighty-fourth Legislature.
- 2) In the event that the legislature does not choose to continue the agency, the funds appropriated for fiscal year 2016, or as much thereof as may be necessary, are to be used to provide for the phase out of agency operations or to address the disposition of agency programs and operations as provided by the legislation.
- 35. Reimbursement of Advisory Committee Members.** Pursuant to Government Code §2110.004, reimbursement of expenses for advisory committee members, out of funds appropriated above, not to exceed the amounts stated below per fiscal year, is limited to the following advisory committees:

Rehabilitation Council of Texas	\$58,350
Elected Committee of Managers	\$16,000

To the maximum extent possible, the department shall encourage the use of videoconferencing and teleconferencing and shall schedule meetings and locations to facilitate the travel of participants so that they may return the same day and reduce the need to reimburse members for overnight stays.

- 36. Notification of Federal Funds Distribution.**
- a. **Redirection of General Revenue Funds.** The Texas Workforce Commission (TWC) shall notify the Legislative Budget Board and the Governor by letter of its intent to redirect General Revenue Funds to obtain additional federal funds for the Vocational Rehabilitation program. The notification shall include the original purpose and item of appropriation for which the General Revenue Funds were appropriated, the effect on measures and/or full-time-equivalent positions for all affected strategies and the effect on future maintenance of effort requirements. The notification shall be made at least 30 days prior to requesting additional federal funding for the Vocational Rehabilitation program. Furthermore, it is the intent of the Legislature that no federal funds be drawn and expended by utilizing as matching funds any General Revenue Funds appropriated for the subsequent state fiscal year.
- b. **Budgeting of Additional Federal Dollars.** TWC shall notify the Legislative Budget Board and the Governor by letter at least 14 days prior to the budgeting of more than \$228,319,957 in fiscal year 2017 in federal Vocational Rehabilitation funds (CFDA 84.126) included in the "Method of Financing" above. Amounts noted above include any amounts expended in fiscal year 2017 that were carried forward from the previous year's allotments.

TEXAS WORKFORCE COMMISSION
(Continued)

37. Vocational Rehabilitation Reporting Requirements.

- a. **Federal Reports.** The Texas Workforce Commission (TWC) shall submit the following information to the Legislative Budget Board (LBB) and the Governor no later than the date the respective report is submitted to the federal government:
 - (1) Notification of proposed State Plan amendments or waivers for Vocational Rehabilitation (CFDA 84.126). State Plan amendments and waiver submissions shall also be provided to the Senate Health and Human Services, House Human Services, and House Public Health committees.
 - (2) A copy of each report or petition submitted to the federal government relating to Vocational Rehabilitation (CFDA 84.126).
 - (3) Any other federal reports requested by the LBB or the Governor.
- b. **Federal Issues.** TWC shall notify the LBB and the Governor on a timely basis about emerging issues that could result in the loss of more than \$1 million in federal revenue assumed in the Appropriations Act.

38. Vocational Rehabilitation Maintenance of Effort (MOE) and Matching Funds Reporting Requirement. The Texas Workforce Commission (TWC) shall report quarterly to the Legislative Budget Board and the Governor on state funds used for match and maintenance of effort (MOE) for federal Vocational Rehabilitation (CFDA 84.126). Each report shall detail funds for the current fiscal year and at least the two previous fiscal years. The reports shall specify:

- a. State funds within and outside the department's budget used for match and MOE. This includes expenditures at the Department of Assistive and Rehabilitative Services.
- b. Federal Funds within and outside the department's budget matched by state funds identified in the previous section.

The reports shall be prepared in a format specified by the Legislative Budget Board.

39. Appropriation: GR-Dedicated Business Enterprise Program Trust Fund Account No. 5043. Amounts above in Strategy D.1.3, Business Enterprises of Texas Trust Fund, are appropriated to the Texas Workforce Commission (TWC) for the purpose of establishing and maintaining a retirement and benefits plan for blind or visually impaired vendors as defined in the federal Randolph-Sheppard Act (20 USC, §107). Any amounts in addition to the amount identified in Strategy D.1.3, Business Enterprises of Texas Trust Fund, necessary to make retirement and benefits payments in conformity with the Randolph-Sheppard Act (20 USC, §107) and Human Resource Code, §94.016, are hereby appropriated to TWC. None of the funds appropriated in Strategy D.1.3, Business Enterprises of Texas Trust Fund, or through this rider may be transferred to any other strategy. TWC shall report quarterly on deposits into and expenditures out of the GR-Dedicated Business Enterprise Program Trust Fund Account No. 5043, including identification of the purpose for the expenditure, to the Legislative Budget Board, the Governor, and the Comptroller of Public Accounts.

In addition, TWC shall submit a written report annually to the Legislative Budget Board and Governor on the management of the BET Trust Fund. TWC shall report deposits to the fund, the recommendations of the fund manager regarding investments, performance of investments, and an actuarial analysis of projected disbursements.

40. Appropriation: Subrogation Receipts. Included in amounts appropriated above in Strategy D.1.1, Vocational Rehabilitation, are subrogation collections received during the 2016-17 biennium from vocational rehabilitation cases. Subrogation receipts collected above the amounts appropriated in each year are hereby appropriated to the agency for client services in the program from which the subrogation collections were generated (estimated to be \$0).

41. Performance Reporting for the Business Enterprises of Texas Program. The Texas Workforce Commission shall report by October 1st of each year of the biennium, the following information to the Legislative Budget Board and the Governor:

TEXAS WORKFORCE COMMISSION

(Continued)

- a. The results of the survey distributed to state host agencies on satisfaction of operational conditions such as pricing requirements, hours of operations, menu items, and product lines; and
- b. The total cost incurred by each state host agency for the operation of Business Enterprises of Texas cafeterias, snack bars, and convenience stores. Reported costs should include the value of the space used, maintenance costs, utility costs, janitorial costs and the method of finance for each cost. An outline of the methodology that was used to determine the final estimate should also be included in the report.

The report shall be prepared in a format specified by the Legislative Budget Board and the Governor.

42. **Blind Endowment Trust Fund Reporting.** Out of funds appropriated above, the Department of Assistive and Rehabilitative Services (DARS) and the Texas Workforce Commission, shall submit a joint annual report by October 1 of each fiscal year to the Legislative Budget Board and the Governor that identifies donations to the Blind Endowment Fund No. 493 (Other Funds). The report shall include the intended purpose of each donation if specified by the donor, actual expenditures and uses, and remaining balances. The report shall be prepared in a format specified by the Legislative Budget Board and the Governor.
43. **Language Interpreter Services.** In order to compensate employees of the Texas Workforce Commission (TWC) for assuming the duty of providing interpreter services to consumers whose primary language is not English, TWC, upon written authorization of the commission, may, from funds appropriated above, increase the salary of classified employees by an amount equal to a one step increase, or 3.25 percent, so long as the resulting salary rate does not exceed the rate designated as the maximum rate for the applicable salary group. This increase shall be granted only for the regular provision of interpreter services above and beyond the regular duties of the position, and shall be removed when these services are, for whatever reason, no longer provided by the employee or when they are no longer needed by the facility. Salary increases provided for this purpose are not merit increases and shall not affect an employee's eligibility to receive a merit increase. This authorization also includes employees who provide interpreter services in American Sign Language.
44. **Department of Assistive and Rehabilitative Services Partnership.** Out of funds appropriated above in Strategy D.2.2, Program Support - Other, \$8,585,826 in fiscal year 2017 may be used by the Texas Workforce Commission only for the purpose of payment to the Department of Assistive and Rehabilitative Services for an interagency agreement made for the purpose of funding rehabilitative services for persons with disabilities.
45. **Contingency for the Department of Assistive and Rehabilitative Services Program Transfer.**
 - a. Amounts appropriated above in Goal D, Persons With Disabilities, \$309,078,198 and 1,860.9 FTEs in fiscal year 2017 from appropriations that are contingent on the enactment of legislation relating to the transfer of the Vocational Rehabilitation, Business Enterprises of Texas, Criss Cole Rehabilitation Center, and Older Blind Independent Living Services programs from the Department of Assistive and Rehabilitative Services (DARS) to the Texas Workforce Commission (TWC) by the Eighty-fourth Legislature, Regular Session.
 - b. In the event legislation relating to the transfer of these programs is not enacted by the Eighty-fourth Legislature, Regular Session, appropriations made to TWC by this Act are reduced by \$309,078,198 and 1,860.9 FTEs in fiscal year 2017 and the amounts of \$309,078,198 and 1,860.9 FTEs in fiscal year 2017 are appropriated to DARS.
 - c. Contingent on the enactment of Senate Bill 208, or similar legislation related to the transfer of programs from DARS to TWC, appropriations and FTE amounts may be transferred between agencies, as determined by the Legislative Budget Board, to reflect any changes to the programs being transferred.
46. **Rapid Response Workforce Development Services.** Out of amounts appropriated above to the Texas Workforce Commission (TWC) in Strategy A.2.1, Skills Development, up to \$5,000,000 each fiscal year in General Revenue funds may be used to provide grants to public junior colleges and public technical colleges to develop customized training programs specific to business needs,

TEXAS WORKFORCE COMMISSION
(Continued)

training equipment that leads to certification and employment, fast track curriculum development, instructor certification, and rapid response workforce development support for growing or recruiting businesses to a rural or urban community.

- 47. Adult Education and Family Literacy Workforce Diploma Program Pilot Project.** The Texas Workforce Commission is hereby authorized to use funds appropriated above in Strategy A.1.9, Adult Education and Family Literacy, to develop and implement a workforce diploma program pilot project with non-profit organizations or other private entities to provide program services designed to facilitate increased participation in adult diploma and technical training programs and more effective job placement outcomes in high demand job fields. The workforce diploma program pilot project shall include a graduation plan designed to lead to an accredited high school diploma; comprehensive career/college preparation program including research tools, and career readiness soft skills training; technical training; facilitated transition to employment. Federal funds appropriated for adult basic education may only be used to the extent allowable under Federal regulations. The Commission shall submit to the Legislative Budget Board and the Office of the Governor, no later than November 1, 2016, a report that includes an evaluation of the effectiveness of the pilot project detailing number of graduates and successful job placements, as well as earnings for successful graduates.

¹ Incorporates Article IX, §18.49, of this Act, due to enactment of HB 3062 and SB 1351, 84th Legislature, Regular Session, relating to the transfer of the Jobs and Education for Texans grant program to the Texas Workforce Commission, resulting in an increase of \$5,000,000 out of General Revenue each fiscal year of the biennium.

² Incorporates Article IX, §18.59, of this Act, due to enactment of SB 212, 84th Legislature, Regular Session, relating to transfer of duties from the Texas Council on Purchasing from People with Disabilities to the Texas Workforce Commission, resulting in an increase of \$132,345 out of Appropriated Receipts and 2.0 FTEs each fiscal year of the biennium.

³ Article IX, §18.02, of this Act, increases the salary of the Executive Director from \$187,998 to \$192,698 and the Commissioners from \$150,000 to \$153,750.

⁴ SB 208, 84th Legislature, Regular Session, was enacted, which transfers certain programs from the Department of Assistive and Rehabilitative Services (DARS) on September 1, 2016. Performance measures are adjusted accordingly.

⁵ Incorporates the passage of SB 208, 84th Legislature, Regular Session, relating to the functions and operation of the Texas Workforce Commission, resulting in the continuation of the agency through September 1, 2027.

**REIMBURSEMENTS TO THE UNEMPLOYMENT
COMPENSATION BENEFIT ACCOUNT**

	For the Years Ending	
	August 31, 2016	August 31, 2017
Method of Financing:		
GR Dedicated - Unemployment Compensation Special Administration Account No. 165, estimated	\$ 5,376,129	\$ 5,089,018
Interagency Transfers to the Unemployment Compensation Special Administration Account No. 165, estimated	14,535,459	13,759,198
Total, Method of Financing	\$ 19,911,588	\$ 18,848,216
This bill pattern represents an estimated 100% of this agency's estimated total available funds for the biennium.		
Items of Appropriation:		
A. Goal: STATE'S UC REIMBURSEMENT		
Reimburse UC Benefit Account 937 for UC Paid to Former State Employees.		
A.1.1. Strategy: STATE'S UC REIMBURSEMENT	\$ 19,911,588	\$ 18,848,216
Reimburse UC Benefit Account 937 for UC Paid to Former State Employees.		
Grand Total, REIMBURSEMENTS TO THE UNEMPLOYMENT COMPENSATION BENEFIT ACCOUNT	\$ 19,911,588	\$ 18,848,216

**REIMBURSEMENTS TO THE UNEMPLOYMENT
COMPENSATION BENEFIT ACCOUNT**
(Continued)

Object-of-Expense Informational Listing:

Other Personnel Costs	\$ 19,911,588	\$ 18,848,216
Total, Object-of-Expense Informational Listing	\$ 19,911,588	\$ 18,848,216

1. **Definition of Agency.** For the purposes of the Reimbursements to the Unemployment Compensation Benefit Account item, "agency" includes a state agency as defined under §2151.002, Government Code, which includes an institution of higher education (except a public junior college) as defined under §61.003, Education Code.

2. **Reimbursements to the Unemployment Compensation Benefit Account No. 937.** Reimbursements to the Unemployment Compensation Benefit Account No. 937 shall be made from:
 - a. Funds identified as GR-Dedicated - Unemployment Compensation Special Administration Account No. 165 above, which consist of penalty and interest receipts collected under §§213.021 and 213.022, Texas Labor Code.

 - b. Funds identified as Interagency Transfers to the Unemployment Compensation Special Administration Account No. 165 above, which consist of amounts transferred from other agencies' appropriations made elsewhere in this Act to state agencies in accordance with §15.01, Reimbursements for Unemployment Benefits, in General Provisions of this Act.

3. **Funding Source for Unemployment Compensation Special Administration Account No. 165.** Funds identified in the method of financing above, Unemployment Compensation Special Administration Account No. 165, include penalty and interest receipts collected under §§213.021 and 213.022, Texas Labor Code and authorized for the payment of unemployment compensation benefits to former state employees pursuant to §203.202, Texas Labor Code. These amounts are estimated and are to be utilized for amounts not paid by state agency reimbursements.

4. **Funding Source for Interagency Transfers to the Unemployment Compensation Special Administration Account No. 165.** Funds identified in the method of financing above, Interagency Transfers to the Unemployment Compensation Special Administration Account No. 165, include agency reimbursements from appropriations made elsewhere in this Act to GR-Dedicated Account No. 165. These amounts are estimated. Account No. 165 shall be reimbursed for one-half of the unemployment benefits paid from appropriations made in this Act to the state agency that previously employed each respective former state employee whose payroll warrants were originally issued in whole or in part from the General Revenue Fund, a General Revenue-Dedicated Account, Federal Funds or Other Funds, such as State Highway Fund No. 006.

5. **Proportionality Requirements for Agency Reimbursements related to Unemployment Compensation Benefits.** From information related to unemployment benefits paid on behalf of previously employed former state employees provided by the Texas Workforce Commission, the Comptroller shall determine the proportionate amount of the reimbursement or payment due from the General Revenue Fund, any General Revenue-Dedicated Accounts, Federal Funds or Other Funds from appropriations made elsewhere in this Act to state agencies. The Comptroller shall transfer these amounts of appropriations made elsewhere in this Act to the Unemployment Compensation Special Administration Account No 165. The amounts reimbursed pursuant to this provision are hereby appropriated to the Unemployment Compensation Special Administration Account No. 165 for the purpose of reimbursing the Unemployment Compensation Benefit Account No. 937. These reimbursement requirements may be waived, either in whole or in part, by the Legislative Budget Board.

6. **Cash Flow Contingency.** Contingent upon the receipt of state agency reimbursements, the Texas Workforce Commission (TWC) may temporarily utilize additional GR-Dedicated Unemployment Compensation Special Administration Account No. 165 funds, in an amount not to exceed the anticipated state agency reimbursement. The Account No. 165 amounts utilized above amounts appropriated from penalty and interest collections as identified in Rider 2(a) must be repaid upon receipt of state agency reimbursements for previously paid payroll warrants and shall be utilized only for the purpose of temporary cash flow needs. These transfers and repayments shall be

**REIMBURSEMENTS TO THE UNEMPLOYMENT
COMPENSATION BENEFIT ACCOUNT**
(Continued)

credited to the fiscal year being reimbursed and shall be made in accordance with established state accounting procedures. All transfers of the method of finance shall be reported by the TWC on a monthly basis to the Legislative Budget Board and Governor.

RETIREMENT AND GROUP INSURANCE

	For the Years Ending	
	August 31, 2016	August 31, 2017
	<u> </u>	<u> </u>
Method of Financing:		
General Revenue Fund, estimated ¹	\$ 18,305,181	\$ 25,760,102
General Revenue Dedicated Accounts, estimated ¹	4,875,434	5,412,401
Federal Funds, estimated ¹	53,843,987	84,927,240
<u>Other Funds</u>		
State Highway Fund No. 006, estimated ¹	255,208,999	275,047,728
Other Special State Funds, estimated ¹	2,401,340	2,537,290
Subtotal, Other Funds	<u>\$ 257,610,339</u>	<u>\$ 277,585,018</u>
Total, Method of Financing	<u>\$ 334,634,941</u>	<u>\$ 393,684,761</u>
Items of Appropriation:		
A. Goal: EMPLOYEES RETIREMENT SYSTEM		
A.1.1. Strategy: RETIREMENT CONTRIBUTIONS¹	\$ 76,887,779	\$ 85,467,625
Retirement Contributions. Estimated.		
A.1.2. Strategy: GROUP INSURANCE	<u>\$ 257,747,162</u>	<u>\$ 308,217,136</u>
Group Insurance Contributions. Estimated.		
Total, Goal A: EMPLOYEES RETIREMENT SYSTEM	<u>\$ 334,634,941</u>	<u>\$ 393,684,761</u>
Grand Total, RETIREMENT AND GROUP INSURANCE	<u>\$ 334,634,941</u>	<u>\$ 393,684,761</u>

¹ Incorporates Article IX, §18.11, of this Act, due to enactment of HB 9, 84th Legislature, Regular Session, relating to eliminating the 90-day waiting period for state contributions to the Employees Retirement System for Retirement, resulting in increases of \$106,080 in FY 2016 and \$155,000 in FY 2017 out of General Revenue, increases of \$41,652 in FY 2016 and \$43,206 in FY 2017 out of General Revenue-Dedicated Accounts, increases of \$330,693 in FY 2016 and \$504,483 in FY 2017 out of Federal Funds, increases of \$24,346 in FY 2016 and \$24,346 in FY 2017 out of Other Special State Funds, and increases of \$1,558,396 in FY 2016 and \$1,558,396 in FY 2017 out of Fund 6.

SOCIAL SECURITY AND BENEFIT REPLACEMENT PAY

	For the Years Ending	
	August 31, 2016	August 31, 2017
	<u> </u>	<u> </u>
Method of Financing:		
General Revenue Fund, estimated	\$ 3,976,082	\$ 5,272,222
General Revenue Dedicated Accounts, estimated	1,588,018	1,631,127
Federal Funds, estimated	9,601,740	15,226,198

SOCIAL SECURITY AND BENEFIT REPLACEMENT PAY
(Continued)

<u>Other Funds</u>		
State Highway Fund No. 006, estimated	50,117,729	50,108,202
Other Special State Funds, estimated	737,459	738,286
Subtotal, Other Funds	<u>\$ 50,855,188</u>	<u>\$ 50,846,488</u>
Total, Method of Financing	<u>\$ 66,021,028</u>	<u>\$ 72,976,035</u>
Items of Appropriation:		
A. Goal: SOCIAL SECURITY/BENEFIT REPLACEMENT		
Comptroller - Social Security.		
A.1.1. Strategy: STATE MATCH -- EMPLOYER	\$ 62,681,291	\$ 69,664,774
State Match — Employer. Estimated.		
A.1.2. Strategy: BENEFIT REPLACEMENT PAY	<u>\$ 3,339,737</u>	<u>\$ 3,311,261</u>
Benefit Replacement Pay. Estimated.		
Total, Goal A: SOCIAL SECURITY/BENEFIT REPLACEMENT	<u>\$ 66,021,028</u>	<u>\$ 72,976,035</u>
Grand Total, SOCIAL SECURITY AND BENEFIT REPLACEMENT PAY	<u>\$ 66,021,028</u>	<u>\$ 72,976,035</u>

BOND DEBT SERVICE PAYMENTS

	For the Years Ending	
	August 31, 2016	August 31, 2017
	<u> </u>	<u> </u>
Method of Financing:		
General Revenue Fund	\$ 15,325,448	\$ 14,811,614
Federal Funds	<u>324,381</u>	<u>324,381</u>
Total, Method of Financing	<u>\$ 15,649,829</u>	<u>\$ 15,135,995</u>
Items of Appropriation:		
A. Goal: FINANCE CAPITAL PROJECTS		
A.1.1. Strategy: BOND DEBT SERVICE	\$ 15,649,829	\$ 15,135,995
To Texas Public Finance Authority for Payment of Bond Debt Service.		& UB
Grand Total, BOND DEBT SERVICE PAYMENTS	<u>\$ 15,649,829</u>	<u>\$ 15,135,995</u>

LEASE PAYMENTS

	For the Years Ending	
	August 31, 2016	August 31, 2017
	<u> </u>	<u> </u>
Method of Financing:		
General Revenue Fund	<u>\$ 1,193,723</u>	<u>\$ 1,466,457</u>
Total, Method of Financing	<u>\$ 1,193,723</u>	<u>\$ 1,466,457</u>
Items of Appropriation:		
A. Goal: FINANCE CAPITAL PROJECTS		
A.1.1. Strategy: LEASE PAYMENTS	\$ 1,193,723	\$ 1,466,457
To TFC for Payment to TPFA.		& UB
Grand Total, LEASE PAYMENTS	<u>\$ 1,193,723</u>	<u>\$ 1,466,457</u>

**RECAPITULATION - ARTICLE VII
BUSINESS AND ECONOMIC DEVELOPMENT
(General Revenue)¹**

	For the Years Ending	
	August 31, 2016	August 31, 2017
Department of Housing and Community Affairs	\$ 13,209,997	\$ 13,270,489
Texas Lottery Commission	2,772,945	2,772,945
Rider Appropriations	<u>12,635,500</u>	<u>12,635,500</u>
Total	15,408,445	15,408,445
Department of Motor Vehicles	168,180,219	14,912,006
Department of Transportation	219,566,313	287,773,889
Texas Workforce Commission	<u>139,093,480</u>	<u>195,464,859</u>
Subtotal, Business and Economic Development	<u>\$ 555,458,454</u>	<u>\$ 526,829,688</u>
Retirement and Group Insurance	18,305,181	25,760,102
Social Security and Benefit Replacement Pay	<u>3,976,082</u>	<u>5,272,222</u>
Subtotal, Employee Benefits	<u>\$ 22,281,263</u>	<u>\$ 31,032,324</u>
Bond Debt Service Payments	15,325,448	14,811,614
Lease Payments	<u>1,193,723</u>	<u>1,466,457</u>
Subtotal, Debt Service	<u>\$ 16,519,171</u>	<u>\$ 16,278,071</u>
TOTAL, ARTICLE VII - BUSINESS AND ECONOMIC DEVELOPMENT	<u>\$ 594,258,888</u>	<u>\$ 574,140,083</u>

¹ Incorporates certain appropriation adjustments, including article-specific special provisions, and Article IX of HB 1 (Conference Committee Report), 84th Legislature, Regular Session; HB 6 and HB 7, 84th Legislature, Regular Session; other legislation enacted by the 84th Legislature which affects appropriations; non-substantive technical corrections and/or reconciling adjustments; and the Governor's vetoes. For specific adjustments, see agency bill patterns.

**RECAPITULATION - ARTICLE VII
BUSINESS AND ECONOMIC DEVELOPMENT
(General Revenue - Dedicated)¹**

	For the Years Ending	
	August 31, 2016	August 31, 2017
Texas Lottery Commission	\$ 220,182,308	\$ 220,196,185
Texas Workforce Commission	7,187,864	8,267,943
Reimbursements to the Unemployment Compensation Benefit Account	5,376,129	5,089,018
Subtotal, Business and Economic Development	\$ 232,746,301	\$ 233,553,146
Retirement and Group Insurance	4,875,434	5,412,401
Social Security and Benefit Replacement Pay	1,588,018	1,631,127
Subtotal, Employee Benefits	\$ 6,463,452	\$ 7,043,528
TOTAL, ARTICLE VII - BUSINESS AND ECONOMIC DEVELOPMENT	\$ 239,209,753	\$ 240,596,674

¹ Incorporates certain appropriation adjustments, including article-specific special provisions, and Article IX of HB 1 (Conference Committee Report), 84th Legislature, Regular Session; HB 6 and HB 7, 84th Legislature, Regular Session; other legislation enacted by the 84th Legislature which affects appropriations; non-substantive technical corrections and/or reconciling adjustments; and the Governor's vetoes. For specific adjustments, see agency bill patterns.

**RECAPITULATION - ARTICLE VII
BUSINESS AND ECONOMIC DEVELOPMENT
(Federal Funds)¹**

	For the Years Ending	
	August 31, 2016	August 31, 2017
Department of Housing and Community Affairs	\$ 210,452,351	\$ 210,452,351
Department of Transportation	4,368,081,949	3,999,744,107
Texas Workforce Commission	<u>969,899,862</u>	<u>1,209,284,305</u>
Subtotal, Business and Economic Development	<u>\$ 5,548,434,162</u>	<u>\$ 5,419,480,763</u>
Retirement and Group Insurance	53,843,987	84,927,240
Social Security and Benefit Replacement Pay	<u>9,601,740</u>	<u>15,226,198</u>
Subtotal, Employee Benefits	<u>\$ 63,445,727</u>	<u>\$ 100,153,438</u>
Bond Debt Service Payments	<u>324,381</u>	<u>324,381</u>
Subtotal, Debt Service	<u>\$ 324,381</u>	<u>\$ 324,381</u>
TOTAL, ARTICLE VII - BUSINESS AND ECONOMIC DEVELOPMENT	<u>\$ 5,612,204,270</u>	<u>\$ 5,519,958,582</u>

¹ Incorporates certain appropriation adjustments, including article-specific special provisions, and Article IX of HB 1 (Conference Committee Report), 84th Legislature, Regular Session; HB 6 and HB 7, 84th Legislature, Regular Session; other legislation enacted by the 84th Legislature which affects appropriations; non-substantive technical corrections and/or reconciling adjustments; and the Governor's vetoes. For specific adjustments, see agency bill patterns.

**RECAPITULATION - ARTICLE VII
BUSINESS AND ECONOMIC DEVELOPMENT
(Other Funds)¹**

	For the Years Ending	
	August 31, <u>2016</u>	August 31, <u>2017</u>
Department of Housing and Community Affairs	\$ 19,513,920	\$ 19,813,007
Department of Motor Vehicles	0	130,316,695
Department of Transportation	7,420,684,536	6,759,002,074
Texas Workforce Commission	54,676,915	57,644,321
Reimbursements to the Unemployment Compensation Benefit Account	<u>14,535,459</u>	<u>13,759,198</u>
Subtotal, Business and Economic Development	<u>\$ 7,509,410,830</u>	<u>\$ 6,980,535,295</u>
Retirement and Group Insurance	257,610,339	277,585,018
Social Security and Benefit Replacement Pay	<u>50,855,188</u>	<u>50,846,488</u>
Subtotal, Employee Benefits	<u>\$ 308,465,527</u>	<u>\$ 328,431,506</u>
Less Interagency Contracts	<u>\$ 72,381,961</u>	<u>\$ 72,654,850</u>
TOTAL, ARTICLE VII - BUSINESS AND ECONOMIC DEVELOPMENT	<u>\$ 7,745,494,396</u>	<u>\$ 7,236,311,951</u>

¹ Incorporates certain appropriation adjustments, including article-specific special provisions, and Article IX of HB 1 (Conference Committee Report), 84th Legislature, Regular Session; HB 6 and HB 7, 84th Legislature, Regular Session; other legislation enacted by the 84th Legislature which affects appropriations; non-substantive technical corrections and/or reconciling adjustments; and the Governor's vetoes. For specific adjustments, see agency bill patterns.

**RECAPITULATION - ARTICLE VII
BUSINESS AND ECONOMIC DEVELOPMENT
(All Funds)¹**

	For the Years Ending	
	August 31, 2016	August 31, 2017
	<u>2016</u>	<u>2017</u>
Department of Housing and Community Affairs	\$ 243,176,268	\$ 243,535,847
Texas Lottery Commission	222,955,253	222,969,130
Rider Appropriations	<u>12,635,500</u>	<u>12,635,500</u>
Total	235,590,753	235,604,630
Department of Motor Vehicles	168,180,219	145,228,701
Department of Transportation	12,008,332,798	11,046,520,070
Texas Workforce Commission	1,170,858,121	1,470,661,428
Reimbursements to the Unemployment Compensation Benefit Account	<u>19,911,588</u>	<u>18,848,216</u>
Subtotal, Business and Economic Development	<u>\$ 13,846,049,747</u>	<u>\$ 13,160,398,892</u>
Retirement and Group Insurance	334,634,941	393,684,761
Social Security and Benefit Replacement Pay	<u>66,021,028</u>	<u>72,976,035</u>
Subtotal, Employee Benefits	<u>\$ 400,655,969</u>	<u>\$ 466,660,796</u>
Bond Debt Service Payments	15,649,829	15,135,995
Lease Payments	<u>1,193,723</u>	<u>1,466,457</u>
Subtotal, Debt Service	<u>\$ 16,843,552</u>	<u>\$ 16,602,452</u>
Less Interagency Contracts	<u>\$ 72,381,961</u>	<u>\$ 72,654,850</u>
TOTAL, ARTICLE VII - BUSINESS AND ECONOMIC DEVELOPMENT	<u>\$ 14,191,167,307</u>	<u>\$ 13,571,007,290</u>
Number of Full-Time-Equivalents (FTE)	16,187.7	17,952.2

¹ Incorporates certain appropriation adjustments, including article-specific special provisions, and Article IX of HB 1 (Conference Committee Report), 84th Legislature, Regular Session; HB 6 and HB 7, 84th Legislature, Regular Session; other legislation enacted by the 84th Legislature which affects appropriations; non-substantive technical corrections and/or reconciling adjustments; and the Governor's vetoes. For specific adjustments, see agency bill patterns.

ARTICLE VIII
REGULATORY

Sec. 1. The several sums of money herein specified, or so much thereby as may be necessary, are appropriated out of any funds in the State Treasury not otherwise appropriated, or out of special funds as indicated, for the support, maintenance, or improvement of the designated regulatory agencies.

STATE OFFICE OF ADMINISTRATIVE HEARINGS

	For the Years Ending	
	August 31, 2016	August 31, 2017
Method of Financing:		
General Revenue Fund ¹	\$ 8,786,105	\$ 7,586,943
<u>Other Funds</u>		
Appropriated Receipts	120,000	120,000
Interagency Contracts	3,431,567	3,431,567
Subtotal, Other Funds	\$ 3,551,567	\$ 3,551,567
Total, Method of Financing	\$ 12,337,672	\$ 11,138,510
This bill pattern represents an estimated 100% of this agency's estimated total available funds for the biennium.		
Number of Full-Time-Equivalents (FTE):¹	127.0	124.0
Schedule of Exempt Positions:		
Chief Administrative Law Judge, Group 5 ²	\$158,562	\$158,562
Items of Appropriation:		
A. Goal: ADMINISTRATIVE HEARINGS		
Provide for a Fair and Efficient Administrative Hearings Process.		
A.1.1. Strategy: CONDUCT HEARINGS	\$ 10,489,425	\$ 9,506,704
Conduct Hearings and Prepare Proposals for Decisions and Final Orders.		
A.2.1. Strategy: CONDUCT ALT DISPUTE RESOLUTION	\$ 247,883	\$ 247,883
Conduct Alternative Dispute Resolution Proceedings.		
Total, Goal A: ADMINISTRATIVE HEARINGS	\$ 10,737,308	\$ 9,754,587
B. Goal: INDIRECT ADMINISTRATION		
B.1.1. Strategy: INDIRECT ADMINISTRATION¹	\$ 1,600,364	\$ 1,383,923
Grand Total, STATE OFFICE OF ADMINISTRATIVE HEARINGS	\$ 12,337,672	\$ 11,138,510
Object-of-Expense Informational Listing:		
Salaries and Wages	\$ 8,856,382	\$ 8,911,661
Other Personnel Costs	537,089	537,089
Professional Fees and Services	366,656	150,215
Consumable Supplies	60,195	60,195
Utilities	102,447	102,447
Travel	137,000	137,000
Rent - Building	225,705	225,705
Rent - Machine and Other	26,504	26,504
Other Operating Expense	805,694	787,694
Capital Expenditures	1,220,000	200,000
Total, Object-of-Expense Informational Listing	\$ 12,337,672	\$ 11,138,510
Estimated Allocations for Employee Benefits and Debt Service Appropriations Made Elsewhere in this Act:		
<u>Employee Benefits</u>		
Retirement	\$ 753,362	\$ 756,073

STATE OFFICE OF ADMINISTRATIVE HEARINGS
(Continued)

Group Insurance	1,157,605	1,257,465
Social Security	605,786	608,815
Benefits Replacement	27,917	25,264
Subtotal, Employee Benefits	\$ 2,544,670	\$ 2,647,617
 <u>Debt Service</u>		
Lease Payments	\$ 28,258	\$ 28,539
Total, Estimated Allocations for Employee Benefits and Debt Service Appropriations Made Elsewhere in this Act	\$ 2,572,928	\$ 2,676,156

- 1. Performance Measure Targets.** The following is a listing of the key performance target levels for the State Office of Administrative Hearings. It is the intent of the Legislature that appropriations made by this Act be utilized in the most efficient and effective manner possible to achieve the intended mission of the State Office of Administrative Hearings. In order to achieve the objectives and service standards established by this Act, the State Office of Administrative Hearings shall make every effort to attain the following designated key performance target levels associated with each item of appropriation.

	2016	2017
A. Goal: ADMINISTRATIVE HEARINGS		
Outcome (Results/Impact):		
Percentage of Participants Surveyed Expressing Satisfaction with Overall Process	92%	92%
Percentage of Proposed Decisions Related to Tax Hearings Issued by Administrative Law Judges within 60 Days of Record Closing	100%	100%
A.1.1. Strategy: CONDUCT HEARINGS		
Output (Volume):		
Number of Hours Billed (both for General Docket Hearings and Administrative License Revocation Hearings)	81,991	81,991
Number of Administrative License Revocation Cases Disposed	30,000	30,000
Number of Cases Disposed	37,000	37,000
Percent of Available Administrative Law Judge Time Spent on Case Work	97%	97%
Number of Proposals for Decision Related to Tax Hearings Issued by Administrative Law Judges	400	400
Efficiencies:		
Average Number of Days from Close of Record to Issuance of Proposal for Decision or Final Order Issuance - Major Cases	60	60
Median Number of Days to Dispose Case	75	75
Average Length of Time (Days) Taken to Issue a Proposed Decision Related to Tax Hearings Following Record Closing	9	9
Explanatory:		
Number of Cases Received	37,000	37,000
Number of Agencies Served	50	50
A.2.1. Strategy: CONDUCT ALT DISPUTE RESOLUTION		
Explanatory:		
Number of Alternative Dispute Resolution Cases Requested or Referred	110	110

- 2. Capital Budget.** None of the funds appropriated above may be expended for capital budget items except as listed below. The amounts shown below shall be expended only for the purposes shown and are not available for expenditure for other purposes. Amounts appropriated above and identified in the provision as appropriations either for "Lease Payments to the Master Equipment Purchase Program" or for items with an "(MLPP)" notation shall be expended only for the purpose of making lease-purchase payments to the Texas Public Finance Authority pursuant to the provisions of Government Code §1232.103.

	2016	2017
a. Acquisition of Information Resource Technologies		
(1) Integrated case management, case filing, and timekeeping system	\$ 1,220,000	\$ 200,000

STATE OFFICE OF ADMINISTRATIVE HEARINGS
(Continued)

(2) PC Replacements	\$ 21,796	\$ 29,125
Total, Acquisition of Information Resource Technologies	\$ 1,241,796	\$ 229,125
Total, Capital Budget	<u>\$ 1,241,796</u>	<u>\$ 229,125</u>
Method of Financing (Capital Budget):		
General Revenue Fund	\$ 1,234,486	\$ 219,357
Interagency Contracts	7,310	9,768
Total, Method of Financing	<u>\$ 1,241,796</u>	<u>\$ 229,125</u>

- 3. Renegotiation of Lump Sum Contract.** Appropriations made above in Strategy A.1.1, Conduct Hearings, include \$816,000 in fiscal year 2016 and \$816,000 in fiscal year 2017 in Interagency Contracts to fund the Natural Resources Division for the purpose of conducting hearings for the Texas Commission on Environmental Quality (TCEQ). The State Office of Administrative Hearings (SOAH) and TCEQ may not enter into a contract for an amount less than the specified amounts herein above. If SOAH determines, at the end of each fiscal year, that the amount paid under the contract exceeds the funding necessary for the Natural Resources Division, it shall refund the difference. If SOAH determines that these amounts are insufficient to fund the Natural Resources Division it may enter into negotiations with the TCEQ in order to renegotiate an interagency contract in a manner which will provide it with additional funds, provided that SOAH shall not be appropriated any state funds from such renegotiated interagency contract until it gives prior written notice to the Legislative Budget Board and the Governor, accompanied by written permission of the TCEQ.

Appropriations made above to Strategy A.1.1, Conduct Hearings, include \$184,000 in fiscal year 2016 and \$184,000 in fiscal year 2017 in Interagency Contracts to fund SOAH for the purpose of conducting water and sewer utility case hearings for the Public Utility Commission of Texas (PUC). SOAH and PUC may not enter into a contract for an amount less than the specified amounts herein above. If SOAH determines, at the end of each fiscal year, that the amount paid under the contract exceeds the funding necessary for SOAH, it shall refund the difference. If SOAH determines that these amounts are insufficient to fund SOAH, it may enter into negotiations with the PUC in order to renegotiate an interagency contract in a manner which will provide it with additional funds, provided that SOAH shall not be appropriated any state funds from such renegotiated interagency contract until it gives prior written notice to the Legislative Budget Board and the Governor, accompanied by written permission of the PUC.

- 4. Benefit Collection.** Agencies that enter into contracts with the State Office of Administrative Hearings (SOAH), for the purpose of performing the hearings function, and make payments to SOAH from funding sources other than General Revenue, must reimburse SOAH for employee benefit costs for salaries and wages. These reimbursements to SOAH will then be paid to the General Revenue Fund in proportion to the source of funds from which the respective salary or wage is paid.
- 5. Contingency Appropriation for Expanded Jurisdiction.** Contingent on the enactment of legislation by the Eighty-fourth Legislature transferring the hearings functions of other state agencies to the State Office of Administrative Hearings (SOAH), or otherwise expanding the jurisdiction of the office, SOAH may expend funds transferred to the office from those agencies or funds appropriated for the purpose of handling the expanded jurisdiction, pursuant to provisions elsewhere in this Act. Appropriations authorized pursuant to this provision may be expended only to implement the transferred functions or expanded jurisdiction. All funds collected by SOAH as payment for, or reimbursement of, the office's costs of providing services to other state agencies or governmental entities, or others as directed by the Legislature, are appropriated to SOAH for its use during the biennium.
- 6. Hearings Activity Report.** By May 1st and November 1st of each fiscal year, the State Office of Administrative Hearings (SOAH) shall submit to the Legislative Budget Board and the Governor a report detailing hearings activity conducted during the prior two fiscal year quarters. The report shall indicate in a format prescribed by the Legislative Budget Board, for each agency served by method of finance, the projected and actual person hours allocated to the agency's cases and the cost, both direct and indirect, of conducting the hearings. The report shall also indicate in a format prescribed by the Legislative Budget Board, for each agency served, the projected and actual

STATE OFFICE OF ADMINISTRATIVE HEARINGS

(Continued)

number of cases received, the number of transcripts requested by Administrative Law Judges, number of cases disposed of, the number of administrative fine cases disposed of and the median number of days between the date a case is received by SOAH and the date the case is finally disposed of, and any other information requested by the Legislative Budget Board during the reporting period.

7. **Contingency for Additional Self-directed Semi-independent Agencies.** Contingent upon additional agencies becoming a self-directed semi-independent (SDSI) agencies during the 2016-17 biennium, any agency becoming an SDSI agency that is listed in Rider 8 shall be removed from the exemption granted in Rider 8 below.
8. **Billing Rate for Workload.**
 - a. Unless otherwise provided, amounts appropriated above and elsewhere in this Act for funding for the payment of costs associated with administrative hearings conducted by the State Office of Administrative Hearings (SOAH) are based on SOAH's actual hourly costs as determined by the most recently published Hearing Activity Report (HARP). SOAH's billing rate shall be actual costs as determined by the most recently published HARP, but not to exceed \$128 per hour for each hour of work performed during each fiscal year as reflected by the SOAH's Legislative Appropriation Request and Hearings Activity Report to the Eighty-fourth Legislature.
 - b. Notwithstanding other provisions in this Act, amounts for the payment of costs associated with administrative hearings conducted by SOAH for the Comptroller of Public Accounts shall be established through an interagency contract between the two agencies. The contract shall provide funding for hearings on tax issues conducted by Master Administrative Law Judge IIs in a separate tax division within SOAH that have expertise in state tax and shall specify the salaries of the judges within the division.
 - c. Amounts appropriated above in Strategy A.1.1, Conduct Hearings, to SOAH from the General Revenue Fund include funding in each year of the biennium for billable casework hours performed by SOAH for conducting administrative hearings at the rate determined by SOAH and approved by the Legislature for those agencies that do not have appropriations for paying SOAH costs for administrative hearings and are not subject to subsection (a) of this Section:
 - (1) Board of Chiropractic Examiners
 - (2) Texas State Board of Dental Examiners
 - (3) Funeral Service Commission
 - (4) Board of Professional Geoscientists
 - (5) Board of Professional Land Surveying
 - (6) Texas Medical Board
 - (7) Texas Board of Nursing
 - (8) Optometry Board
 - (9) Board of Pharmacy
 - (10) Executive Council of Physical Therapy and Occupational Therapy Examiners
 - (11) Board of Plumbing Examiners
 - (12) Board of Podiatric Medical Examiners
 - (13) Board of Examiners of Psychologists
 - (14) Board of Veterinary Medical Examiners
 - (15) Secretary of State
 - (16) Securities Board
 - (17) Public Utility Commission of Texas
 - (18) Teacher Retirement System
 - (19) Pension Review Board
 - (20) Employees Retirement System
 - (21) Department of Housing and Community Affairs
 - (22) Texas Lottery Commission
 - (23) Department of Public Safety (Non-Administrative License Revocation Hearings)
 - (24) Texas Commission on Law Enforcement
 - (25) Commission on Fire Protection
 - (26) Department of Insurance (not including the Division of Workers' Compensation)
 - (27) Alcoholic Beverage Commission
 - (28) Racing Commission
 - (29) Department of Agriculture

STATE OFFICE OF ADMINISTRATIVE HEARINGS
(Continued)

- (30) Department of Transportation
- (31) Higher Education Coordinating Board
- (32) Parks and Wildlife Department
- (33) Department of Licensing and Regulation

9. Sunset Contingency.³ Pursuant to Government Code Chapter 325, the State Office of Administrative Hearings was the subject of review by the Sunset Advisory Commission and a report pertaining to the State Office of Administrative Hearings was delivered to the Eighty-fourth Legislature. Government Code 325.015 provides that the legislature may by law continue the State Office of Administrative Hearings for up to 12 years, if such a law is passed before the sunset date for the State Office of Administrative Hearings.

- 1) Funds appropriated above are contingent on such action continuing the State Office of Administrative Hearings by the Eighty-fourth Legislature.
- 2) In the event that the legislature does not choose to continue the agency, the funds appropriated for fiscal year 2016, or as much thereof as may be necessary, are to be used to provide for the phase out of agency operations or to address the disposition of agency programs and operations as provided by the legislation.

10. Contingency Appropriation for Case Management System. Out of the amounts appropriated above to the State Office of Administrative Hearings in Strategy A.1.1, Conduct Hearings, the amount of \$1,220,000 in fiscal year 2016 and \$200,000 in fiscal year 2017 in General Revenue are contingent upon the State Office of Administrative Hearings submitting a plan to the Legislative Budget Board no later than December 1, 2015, and receiving approval for the acquisition and implementation of a new integrated case management, case filing, and time keeping system.

¹ Incorporates Article IX, §18.03(b), of this Act, relating to Centralized Accounting and Payroll/Personnel System Deployments, resulting in increases of \$342,000 in FY 2016 and \$125,559 in FY 2017 out of General Revenue Funds and increases of 4.0 FTEs in FY 2016 and 1.0 FTEs in FY 2017.

² Article IX, §18.02, of this Act, increases the salary of the Chief Administrative Law Judge from \$154,695 to \$158,562.

³ Incorporates the passage of HB 2154, 84th Legislature, Regular Session, relating to the functions and operation of the State Office of Administrative Hearings, resulting in the continuation of the agency through September 1, 2027.

BOARD OF CHIROPRACTIC EXAMINERS

	For the Years Ending	
	August 31, 2016	August 31, 2017
Method of Financing:		
General Revenue Fund	\$ 769,166	\$ 766,760
Appropriated Receipts	<u>47,500</u>	<u>47,500</u>
Total, Method of Financing	<u>\$ 816,666</u>	<u>\$ 814,260</u>
Other Direct and Indirect Costs Appropriated Elsewhere in this Act	\$ 202,522	\$ 208,989
This bill pattern represents an estimated 100% of this agency's estimated total available funds for the biennium.		
Number of Full-Time-Equivalents (FTE):	14.0	14.0
Schedule of Exempt Positions:		
Executive Director, Group 1 ¹	\$90,681	\$90,681
Items of Appropriation:		
A. Goal: ENSURE PUBLIC PROTECTION Provide Public Protection through Enforcement of Chiropractic Statutes.		
A.1.1. Strategy: LICENSING SYSTEM Operate a Comprehensive Licensing System for Chiropractors.	\$ 154,445	\$ 154,445

BOARD OF CHIROPRACTIC EXAMINERS

(Continued)

A.1.2. Strategy: TEXAS.GOV Texas.gov. Estimated and Nontransferable.	\$ 29,850	\$ 29,850
A.2.1. Strategy: ENFORCEMENT Provide a System to Investigate and Resolve Complaints.	\$ 381,139	\$ 381,139
Total, Goal A: ENSURE PUBLIC PROTECTION	\$ 565,434	\$ 565,434
B. Goal: INDIRECT ADMINISTRATION		
B.1.1. Strategy: LICENSING INDIRECT ADMINISTRATION Indirect Administration for Licensing system.	\$ 163,937	\$ 161,531
B.1.2. Strategy: ENFORCEMENT INDIRECT ADMINISTRATION Indirect Administration for Enforcement.	\$ 87,295	\$ 87,295
Total, Goal B: INDIRECT ADMINISTRATION	\$ 251,232	\$ 248,826
Grand Total, BOARD OF CHIROPRACTIC EXAMINERS	\$ 816,666	\$ 814,260
Object-of-Expense Informational Listing:		
Salaries and Wages	\$ 643,961	\$ 643,960
Other Personnel Costs	16,542	16,942
Professional Fees and Services	19,227	16,727
Consumable Supplies	3,700	3,700
Utilities	300	300
Travel	23,150	23,150
Rent - Building	480	480
Other Operating Expense	109,306	109,001
Total, Object-of-Expense Informational Listing	\$ 816,666	\$ 814,260
Estimated Allocations for Employee Benefits and Debt Service Appropriations Made Elsewhere in this Act:		
<u>Employee Benefits</u>		
Retirement	\$ 42,127	\$ 42,279
Group Insurance	85,831	93,051
Social Security	39,868	40,067
Benefits Replacement	841	761
Subtotal, Employee Benefits	\$ 168,667	\$ 176,158
<u>Debt Service</u>		
Lease Payments	\$ 1,279	\$ 1,298
Total, Estimated Allocations for Employee Benefits and Debt Service Appropriations Made Elsewhere in this Act	\$ 169,946	\$ 177,456

1. Performance Measure Targets. The following is a listing of the key performance target levels for the Board of Chiropractic Examiners. It is the intent of the Legislature that appropriations made by this Act be utilized in the most efficient and effective manner possible to achieve the intended mission of the Board of Chiropractic Examiners. In order to achieve the objectives and service standards established by this Act, the Board of Chiropractic Examiners shall make every effort to attain the following designated key performance target levels associated with each item of appropriation.

	<u>2016</u>	<u>2017</u>
A. Goal: ENSURE PUBLIC PROTECTION		
Outcome (Results/Impact):		
Percent of Licensees with No Recent Violations	95%	95%
Percent of Licensees Who Renew Online	95%	95%
Percent of Complaints Resulting in Disciplinary Action	35%	35%
A.1.1. Strategy: LICENSING SYSTEM		
Output (Volume):		
Number of Individuals Examined	300	300
Number of New Licenses Issued to Individuals	300	300
Number of Licenses Renewed (Individuals)	6,150	6,150

BOARD OF CHIROPRACTIC EXAMINERS
(Continued)

Explanatory:		
Total Number of Business Facilities Licensed	4,200	4,200
A.2.1. Strategy: ENFORCEMENT		
Output (Volume):		
Number of Complaints Resolved	350	350
Efficiencies:		
Average Time Per Complaint Resolution (Days)	250	250
Explanatory:		
Number of Jurisdictional Complaints Received	350	350

2. **Reimbursement of Advisory Committee Members for Travel Expenses.** Pursuant to Government Code §2110.004, reimbursement of expenses for advisory committee members, out of funds appropriated above, is limited to the following advisory committees: Executive Peer Review Committee, Local Peer Review Committee(s), and the TBCE Acupuncture Advisory Committee.

¹ Article IX, §18.02, of this Act, increases the salary of the Executive Director from \$88,469 to \$90,681.

TEXAS STATE BOARD OF DENTAL EXAMINERS

	For the Years Ending	
	August 31, 2016	August 31, 2017
Method of Financing:		
General Revenue Fund	\$ 4,077,561	\$ 4,076,951
Appropriated Receipts	<u>258,500</u>	<u>258,500</u>
Total, Method of Financing	<u>\$ 4,336,061</u>	<u>\$ 4,335,451</u>
Other Direct and Indirect Costs Appropriated Elsewhere in this Act	\$ 828,953	\$ 860,452
This bill pattern represents an estimated 100% of this agency's estimated total available funds for the biennium.		
Number of Full-Time-Equivalents (FTE):	58.0	58.0
Schedule of Exempt Positions:		
Executive Director, Group 2 ¹	\$111,683	\$111,683
Items of Appropriation:		
A. Goal: QUALITY DENTAL CARE		
To Ensure Quality Dental Care for the People of Texas.		
A.1.1. Strategy: COMPLAINT RESOLUTION	\$ 2,901,141	\$ 2,900,531
Provide a System to Investigate and Resolve Complaints.		
A.1.2. Strategy: PEER ASSISTANCE PROGRAM	\$ 124,250	\$ 124,250
Provide a Peer Assistance Program for Licensed Individuals.		
A.2.1. Strategy: LICENSURE/REGISTRATION/CERT	\$ 903,070	\$ 903,070
Conduct an Efficient Licensure/Resistration/Certification Process.		
A.2.2. Strategy: TEXAS.GOV	<u>\$ 250,000</u>	<u>\$ 250,000</u>
Texas.gov. Estimated and Nontransferable.		
Total, Goal A: QUALITY DENTAL CARE	<u>\$ 4,178,461</u>	<u>\$ 4,177,851</u>
B. Goal: INDIRECT ADMINISTRATION		
B.1.1. Strategy: INDIRECT ADMIN - LICENSURE	\$ 78,800	\$ 78,800
Indirect Administration - Licensure and Registration.		

TEXAS STATE BOARD OF DENTAL EXAMINERS
(Continued)

B.1.2. Strategy: IND ADMIN - COMPLAINT RESOLUTION	\$ 78,800	\$ 78,800
Indirect Administration - Complaint Resolution.		
Total, Goal B: INDIRECT ADMINISTRATION	<u>\$ 157,600</u>	<u>\$ 157,600</u>
Grand Total, TEXAS STATE BOARD OF DENTAL EXAMINERS	<u>\$ 4,336,061</u>	<u>\$ 4,335,451</u>

Object-of-Expense Informational Listing:

Salaries and Wages	\$ 2,639,965	\$ 2,639,964
Other Personnel Costs	59,340	61,660
Professional Fees and Services	401,143	399,723
Consumable Supplies	29,500	29,500
Utilities	23,300	23,300
Travel	78,974	78,534
Rent - Building	2,553	2,553
Rent - Machine and Other	15,400	15,400
Other Operating Expense	<u>1,085,886</u>	<u>1,084,817</u>
Total, Object-of-Expense Informational Listing	<u>\$ 4,336,061</u>	<u>\$ 4,335,451</u>

Estimated Allocations for Employee Benefits and Debt Service Appropriations Made Elsewhere in this Act:

Employee Benefits

Retirement	\$ 194,283	\$ 194,983
Group Insurance	411,460	447,645
Social Security	179,253	180,150
Benefits Replacement	<u>841</u>	<u>761</u>
Subtotal, Employee Benefits	<u>\$ 785,837</u>	<u>\$ 823,539</u>

Debt Service

Lease Payments	<u>\$ 5,775</u>	<u>\$ 5,861</u>
----------------	-----------------	-----------------

Total, Estimated Allocations for Employee Benefits and Debt Service Appropriations Made Elsewhere in this Act

<u>\$ 791,612</u>	<u>\$ 829,400</u>
-------------------	-------------------

- 1. Performance Measure Targets.** The following is a listing of the key performance target levels for the Texas State Board of Dental Examiners. It is the intent of the Legislature that appropriations made by this Act be utilized in the most efficient and effective manner possible to achieve the intended mission of the Texas State Board of Dental Examiners. In order to achieve the objectives and service standards established by this Act, the Texas State Board of Dental Examiners shall make every effort to attain the following designated key performance target levels associated with each item of appropriation.

	<u>2016</u>	<u>2017</u>
A. Goal: QUALITY DENTAL CARE		
Outcome (Results/Impact):		
Percent of Complaints Resulting in Disciplinary Action	13%	12%
Percent of Jurisdictional and Filed Complaints, Which Were Resolved during the Reporting Period, that Resulted in Remedial Action	7%	8%
Percent of Licensees with No Recent Violations: Dentist	97%	97%
Percent of Licensees Who Renew Online	85%	85%
Percent of New Individual Licenses Issued Online	25%	25%
A.1.1. Strategy: COMPLAINT RESOLUTION		
Output (Volume):		
Number of Complaints Resolved	1,100	1,100
Efficiencies:		
Average Time for Complaint Resolution (Days)	300	280
Explanatory:		
Number of Jurisdictional Complaints Received	1,075	1,075
A.1.2. Strategy: PEER ASSISTANCE PROGRAM		
Output (Volume):		
Number of Licensed Individuals Participating in a Peer Assistance Program	85	85
A.2.1. Strategy: LICENSURE/REGISTRATION/CERT		
Output (Volume):		
Number of New Licenses Issued to Individuals: Dentists	975	975

TEXAS STATE BOARD OF DENTAL EXAMINERS
(Continued)

Number of Licenses Renewed (Individuals): Dentists	14,525	14,525
Number of New Licenses Issued to Individuals: Dental Hygienists	775	775
Number of Licenses Renewed (Individuals): Dental Hygienists	11,025	11,025
Number of New Registrations Issued: Dental Assistants	7,175	7,275
Number of Registrations Renewed: Dental Assistants	36,300	36,850
Explanatory:		
Total Number of Business Facilities Registered:		
Dental Labs	850	850

- 2. Capital Budget.** None of the funds appropriated above may be expended for capital budget items except as listed below. The amounts shown below shall be expended only for the purposes shown and are not available for expenditure for other purposes. Amounts appropriated above and identified in this provision as appropriations either for "Lease Payments to the Master Lease Purchase Program" or for items with a "(MLPP)" notation shall be expended only for the purpose of making lease-purchase payments to the Texas Public Finance Authority pursuant to the provisions of Government Code §1232.103.

	2016	2017
a. Acquisition of Information Resource Technologies		
(1) PC Replacement	\$ 23,000	\$ 23,000
Total, Capital Budget	\$ 23,000	\$ 23,000
Method of Financing (Capital Budget):		
General Revenue Fund	\$ 23,000	\$ 23,000
Total, Method of Financing	\$ 23,000	\$ 23,000

- 3. Contingency for Behavioral Health Funds.** Notwithstanding appropriation authority granted above, the Comptroller of Public Accounts shall not allow the expenditure of General Revenue-Related behavioral health funds for the Board of Dental Examiners in Strategy A.1.2, Peer Assistance Program, in fiscal year 2017, as identified in Art. IX, Sec. 10.04, Statewide Behavioral Health Strategic Plan and Coordinated Expenditures, if the Legislative Budget Board provides notification to the Comptroller of Public Accounts that the agency's planned expenditure of those funds in fiscal year 2017 does not satisfy the requirements of Art. IX, Sec. 10.04, Statewide Behavioral Health Strategic Plan and Coordinated Expenditures.

¹ Article IX, §18.02, of this Act, increases the salary of the Executive Director from \$108,959 to \$111,683.

FUNERAL SERVICE COMMISSION

	For the Years Ending	
	August 31, 2016	August 31, 2017
Method of Financing:		
General Revenue Fund	\$ 764,131	\$ 764,080
Appropriated Receipts	73,500	73,500
Total, Method of Financing	\$ 837,631	\$ 837,580
Other Direct and Indirect Costs Appropriated Elsewhere in this Act	\$ 231,554	\$ 239,466
This bill pattern represents an estimated 100% of this agency's estimated total available funds for the biennium.		
Number of Full-Time-Equivalents (FTE):	12.0	12.0

FUNERAL SERVICE COMMISSION
(Continued)

Schedule of Exempt Positions:

Executive Director, Group 1 ¹	\$92,092	\$92,092
--	----------	----------

Items of Appropriation:

A. Goal: COMPETENT LICENSEES

Manage Examination/Licensure to Develop Competent & Ethical Licensees.

A.1.1. Strategy: LICENSING REQUIREMENTS Issue and Renew Licenses, Monitor Continuing Education.	\$ 247,072	\$ 247,652
---	------------	------------

A.1.2. Strategy: TEXAS.GOV Texas.gov. Estimated and Nontransferable.	\$ 46,500	\$ 46,500
--	-----------	-----------

Total, Goal A: COMPETENT LICENSEES	<u>\$ 293,572</u>	<u>\$ 294,152</u>
---	-------------------	-------------------

B. Goal: ENFORCE STANDARDS

To Aggressively & Effectively Provide Enforcement & Protect the Public.

B.1.1. Strategy: INSPECTIONS Provide Enforcement through Inspections.	\$ 171,278	\$ 170,868
---	------------	------------

B.2.1. Strategy: RULE COMPLIANCE Investigate Complaints & Recommend Disciplinary/Other Action.	<u>\$ 369,085</u>	<u>\$ 368,415</u>
--	-------------------	-------------------

Total, Goal B: ENFORCE STANDARDS	<u>\$ 540,363</u>	<u>\$ 539,283</u>
---	-------------------	-------------------

C. Goal: INDIRECT ADMINISTRATION

C.1.1. Strategy: INDIRECT ADMIN-LICENSING Indirect Administration - Licensing Requirements.	\$ 2,412	\$ 2,861
---	----------	----------

C.1.2. Strategy: INDIRECT ADMIN - INSPECTIONS Indirect Administration - Inspections.	\$ 428	\$ 428
--	--------	--------

C.1.3. Strategy: INDIRECT ADMIN - RULE COMPLIANCE Indirect Administration - Rule Compliance.	<u>\$ 856</u>	<u>\$ 856</u>
--	---------------	---------------

Total, Goal C: INDIRECT ADMINISTRATION	<u>\$ 3,696</u>	<u>\$ 4,145</u>
---	-----------------	-----------------

Grand Total, FUNERAL SERVICE COMMISSION	<u><u>\$ 837,631</u></u>	<u><u>\$ 837,580</u></u>
--	--------------------------	--------------------------

Object-of-Expense Informational Listing:

Salaries and Wages	\$ 557,843	\$ 557,843
Other Personnel Costs	41,423	40,423
Professional Fees and Services	32,788	32,788
Consumable Supplies	5,832	5,832
Utilities	1,950	1,950
Travel	45,000	45,000
Rent - Building	105	105
Rent - Machine and Other	3,500	3,500
Other Operating Expense	<u>149,190</u>	<u>150,139</u>

Total, Object-of-Expense Informational Listing	<u><u>\$ 837,631</u></u>	<u><u>\$ 837,580</u></u>
---	--------------------------	--------------------------

Estimated Allocations for Employee Benefits and Debt Service Appropriations Made Elsewhere in this Act:

Employee Benefits

Retirement	\$ 45,766	\$ 45,931
Group Insurance	101,446	110,019
Social Security	<u>42,726</u>	<u>42,939</u>

Subtotal, Employee Benefits	<u>\$ 189,938</u>	<u>\$ 198,889</u>
-----------------------------	-------------------	-------------------

Debt Service

Lease Payments	<u>\$ 1,874</u>	<u>\$ 1,902</u>
----------------	-----------------	-----------------

Total, Estimated Allocations for Employee Benefits and Debt Service Appropriations Made Elsewhere in this Act	<u><u>\$ 191,812</u></u>	<u><u>\$ 200,791</u></u>
--	--------------------------	--------------------------

FUNERAL SERVICE COMMISSION
(Continued)

1. **Performance Measure Targets.** The following is a listing of the key performance target levels for the Funeral Service Commission. It is the intent of the Legislature that appropriations made by this Act be utilized in the most efficient and effective manner possible to achieve the intended mission of the Funeral Service Commission. In order to achieve the objectives and service standards established by this Act, the Funeral Service Commission shall make every effort to attain the following designated key performance target levels associated with each item of appropriation.

	2016	2017
A. Goal: COMPETENT LICENSEES		
Outcome (Results/Impact):		
Percent of Licensees with No Recent Violations	98%	98%
Percent of Licensees Who Renew Online	80%	80%
A.1.1. Strategy: LICENSING REQUIREMENTS		
Output (Volume):		
Number of New Licenses Issued to Individuals	370	370
Number of Individual Licenses Renewed	2,250	2,250
Number of New Licenses Issued to Facilities	90	90
Number of Facility Licenses Renewed	1,600	1,600
Explanatory:		
Total Number of Individuals Licensed	4,750	4,750
Total Number of Facilities Licensed	1,600	1,625
B. Goal: ENFORCE STANDARDS		
Outcome (Results/Impact):		
Percent of Complaints Resulting in Disciplinary Action	35%	35%
Percent of Complaints Resolved within 6 Months	62%	62%
B.1.1. Strategy: INSPECTIONS		
Output (Volume):		
Number of Establishments Inspected	1,500	1,500
B.2.1. Strategy: RULE COMPLIANCE		
Output (Volume):		
Number of Complaints Resolved	190	190
Number of Complaints Pending	80	80
Efficiencies:		
Average Time for Complaint Resolution (Days)	250	250
The Average Length of Time that it Takes to Resolve a Jurisdictional Complaint Pending SOAH Litigation or Mediation During the Reporting	800	800
Explanatory:		
Number of Jurisdictional Complaints Received	175	175

¹ Article IX, §18.02, of this Act, increases the salary of the Executive Director from \$89,846 to \$92,092.

BOARD OF PROFESSIONAL GEOSCIENTISTS

	For the Years Ending	
	August 31, 2016	August 31, 2017
Method of Financing:		
General Revenue Fund	\$ 592,244	\$ 587,339
Total, Method of Financing	\$ 592,244	\$ 587,339
Other Direct and Indirect Costs Appropriated Elsewhere in this Act	\$ 145,432	\$ 149,115
This bill pattern represents an estimated 100% of this agency's estimated total available funds for the biennium.		
Number of Full-Time-Equivalents (FTE):	8.0	8.0
Schedule of Exempt Positions:		
Executive Director, Group 1 ¹	\$90,847	\$90,847

BOARD OF PROFESSIONAL GEOSCIENTISTS
(Continued)

Items of Appropriation:

A. Goal: LICENSING

Assure Geoscience is Practiced Only by Qualified/Registered Licensees.

A.1.1. Strategy: APPLICATION REVIEW Evaluate Applications and Ensure Proper Examination.	\$ 163,429	\$ 160,410
A.1.2. Strategy: TEXAS.GOV Texas.gov. Estimated and Nontransferable.	\$ 25,000	\$ 25,000
A.1.3. Strategy: INFORMATIONAL SERVICES Maintain Current Registry and Provide Timely Information.	<u>\$ 151,082</u>	<u>\$ 152,303</u>
Total, Goal A: LICENSING	<u>\$ 339,511</u>	<u>\$ 337,713</u>

B. Goal: ENFORCEMENT

Ensure Effective Enforcement of TX Geoscience Practice Act.

B.1.1. Strategy: ENFORCEMENT Investigate & Reach Final Resolution of Reported Violations.	\$ 232,546	\$ 229,420
---	------------	------------

C. Goal: INDIRECT ADMINISTRATION

C.1.1. Strategy: INDIRECT ADMIN Indirect Administration - Licensing.	\$ 11,659	\$ 11,668
C.1.2. Strategy: INDIRECT ADMIN Indirect Administration - Enforcement.	<u>\$ 8,528</u>	<u>\$ 8,538</u>

Total, Goal C: INDIRECT ADMINISTRATION	<u>\$ 20,187</u>	<u>\$ 20,206</u>
---	------------------	------------------

Grand Total, BOARD OF PROFESSIONAL GEOSCIENTISTS	<u>\$ 592,244</u>	<u>\$ 587,339</u>
---	-------------------	-------------------

Object-of-Expense Informational Listing:

Salaries and Wages	\$ 438,746	\$ 438,745
Other Personnel Costs	11,205	11,825
Professional Fees and Services	65,809	60,080
Consumable Supplies	3,540	3,540
Utilities	1,500	1,500
Travel	23,225	23,225
Rent - Building	1,000	1,000
Other Operating Expense	<u>47,219</u>	<u>47,424</u>

Total, Object-of-Expense Informational Listing	<u>\$ 592,244</u>	<u>\$ 587,339</u>
---	-------------------	-------------------

Estimated Allocations for Employee Benefits and Debt Service Appropriations Made Elsewhere in this Act:

Employee Benefits

Retirement	\$ 30,981	\$ 31,093
Group Insurance	43,001	46,085
Social Security	28,854	28,998
Benefits Replacement	<u>841</u>	<u>761</u>

Subtotal, Employee Benefits	<u>\$ 103,677</u>	<u>\$ 106,937</u>
-----------------------------	-------------------	-------------------

Debt Service

Lease Payments	<u>\$ 1,345</u>	<u>\$ 1,365</u>
----------------	-----------------	-----------------

Total, Estimated Allocations for Employee Benefits and Debt Service Appropriations Made Elsewhere in this Act	<u>\$ 105,022</u>	<u>\$ 108,302</u>
--	-------------------	-------------------

- 1. Performance Measure Targets.** The following is a listing of the key performance target levels for the Board of Professional Geoscientists. It is the intent of the Legislature that appropriations made by this Act be utilized in the most efficient and effective manner possible to achieve the intended mission of the Board of Professional Geoscientists. In order to achieve the objectives and service standards established by this Act, the Board of Professional Geoscientists shall make every effort to attain the following designated key performance target levels associated with each item of appropriation.

BOARD OF PROFESSIONAL GEOSCIENTISTS
(Continued)

	2016	2017
A. Goal: LICENSING		
Outcome (Results/Impact):		
Percent of Licensees with No Recent Violations	99%	99%
Percent of Licensees Who Renew Online	87%	87%
A.1.1. Strategy: APPLICATION REVIEW		
Output (Volume):		
Number of New Licenses Issued to Individuals	70	70
Efficiencies:		
Percentage of New Individual Licenses Issued within 10 Days	100%	100%
Percentage of Individual License Renewals Issued within 7 Days	100%	100%
Explanatory:		
Total Number of Individuals Licensed	4,700	4,700
B. Goal: ENFORCEMENT		
Outcome (Results/Impact):		
Percent of Complaints Resulting in Disciplinary Action	25%	25%
Percent of Documented Complaints Resolved within Six Months	90%	90%
B.1.1. Strategy: ENFORCEMENT		
Output (Volume):		
Complaints Resolved	40	40
Number of Compliance Orders Issued	500	500
Number of Disciplinary Actions Taken	13	13
Efficiencies:		
Average Time for Complaint Resolution (Days)	180	180
Explanatory:		
Jurisdictional Complaints Received	45	45

¹ Article IX, §18.02, of this Act, increases the salary of the Executive Director from \$88,631 to \$90,847.

HEALTH PROFESSIONS COUNCIL

	For the Years Ending	
	August 31, 2016	August 31, 2017
Method of Financing:		
Interagency Contracts	\$ <u>1,076,161</u>	\$ <u>1,073,213</u>
Total, Method of Financing	\$ <u>1,076,161</u>	\$ <u>1,073,213</u>
This bill pattern represents an estimated 100% of this agency's estimated total available funds for the biennium.		
Number of Full-Time-Equivalents (FTE):	7.0	7.0
Items of Appropriation:		
A. Goal: COORDINATION AND SUPPORT		
A.1.1. Strategy: AGENCY COORDINATION AND SUPPORT	\$ 1,076,161	\$ 1,073,213
Member Agency Coordination and Support.		
Grand Total, HEALTH PROFESSIONS COUNCIL	\$ <u>1,076,161</u>	\$ <u>1,073,213</u>
Object-of-Expense Informational Listing:		
Salaries and Wages	\$ 402,179	\$ 402,179
Other Personnel Costs	21,394	21,874
Professional Fees and Services	560,738	560,738
Consumable Supplies	4,200	4,200
Utilities	5,000	5,000
Rent - Machine and Other	17,500	17,500
Other Operating Expense	<u>65,150</u>	<u>61,722</u>
Total, Object-of-Expense Informational Listing	\$ <u>1,076,161</u>	\$ <u>1,073,213</u>

HEALTH PROFESSIONS COUNCIL
(Continued)

Estimated Allocations for Employee Benefits and Debt Service Appropriations Made Elsewhere in this Act:

<u>Employee Benefits</u>			
Retirement	\$	31,984	\$ 32,084
Group Insurance		60,496	64,835
Social Security		<u>15,860</u>	<u>15,922</u>
Subtotal, Employee Benefits	\$	<u>108,340</u>	\$ <u>112,841</u>
<u>Debt Service</u>			
Lease Payments	\$	<u>1,055</u>	\$ <u>1,071</u>
Total, Estimated Allocations for Employee Benefits and Debt Service Appropriations Made Elsewhere in this Act	\$	<u>109,395</u>	\$ <u>113,912</u>

1. **Performance Measure Targets.** The following is a listing of the key performance target levels for the Health Professions Council. It is the intent of the Legislature that appropriations made by this Act be utilized in the most efficient and effective manner possible to achieve the intended mission of the Health Professions Council. In order to achieve the objectives and service standards established by this Act, the Health Professions Council shall make every effort to attain the following designated key performance target levels associated with each item of appropriation.

	<u>2016</u>	<u>2017</u>
A. Goal: COORDINATION AND SUPPORT		
Outcome (Results/Impact):		
Number of Events Attended by a HPC Staff Member on Behalf of HPC Member Agencies	12	12
Number of People Who Attend an HPC Sponsored Training Session	60	60

2. **Capital Budget.** None of the funds appropriated above may be expended for capital budget items except as listed below. The amounts shown below shall be expended only for the purposes shown and are not available for expenditure for other purposes. Amounts appropriated above and identified in this provision as appropriations either for "Lease Payments to the Master Lease Purchase Program" or for items with a "(MLPP)" notation shall be expended only for the purpose of making lease-purchase payments to the Texas Public Finance Authority pursuant to the provisions of government Code 1232.103.

	<u>2016</u>	<u>2017</u>
a. Data Center Consolidation		
(1) Data Center Consolidation for Shared Regulatory Database Migration	\$ 102,691	\$ 100,239
Total, Capital Budget	<u>\$ 102,691</u>	<u>\$ 100,239</u>
Method of Financing (Capital Budget):		
Interagency Contracts	\$ 102,691	\$ 100,239
Total, Method of Financing	<u>\$ 102,691</u>	<u>\$ 100,239</u>

3. **Prorated Assessments Report.** Before September 1, 2016, the Health Professions Council (HPC) shall submit to the Legislative Budget Board and the Governor a report detailing the use of member agency prorated assessments transferred during fiscal year 2016 and the planned use of like transfers in fiscal years 2017 through 2019. The report shall indicate in a format prescribed by the Legislative Budget Board, for each agency served, all costs related to carrying out the functions required under Chapter 101, Occupations Code, and to updating and maintaining the HPC Shared Regulatory Database. The report shall also indicate in a format prescribed by the Legislative Budget Board, the receipt and expenditure of interagency contract funds received by the council, the cause for cost changes to functions required under Chapter 101, Occupations Code, or the HPC Shared Regulatory Database, and any other information requested by the Legislative Budget Board during the reporting period.

OFFICE OF INJURED EMPLOYEE COUNSEL

	For the Years Ending	
	August 31, 2016	August 31, 2017
Method of Financing:		
GR Dedicated - Texas Department of Insurance Operating Fund Account No. 036	\$ 8,645,239	\$ 8,645,239
Total, Method of Financing	<u>\$ 8,645,239</u>	<u>\$ 8,645,239</u>
Other Direct and Indirect Costs Appropriated Elsewhere in this Act	\$ 3,263,859	\$ 3,383,246
This bill pattern represents an estimated 100% of this agency's estimated total available funds for the biennium.		
Number of Full-Time-Equivalents (FTE):	175.0	175.0
Schedule of Exempt Positions:		
Public Counsel, Group 3 ¹	\$123,000	\$123,000
Items of Appropriation:		
A. Goal: OMBUDSMAN PROGRAM Assist Individual Injured Employees through the Ombudsman Program.		
A.1.1. Strategy: OMBUDSMAN PROGRAM Assist Unrepresented Injured Employees in Dispute Resolution.	\$ 5,090,132	\$ 5,090,132
B. Goal: EDUCATION AND REFERRAL Increase Injured Employee Education and Provide Referrals.		
B.1.1. Strategy: RIGHTS RESPONSIBILITIES & REFERRAL Assist Injured Employees & Provide Referrals to Programs & Services.	\$ 1,906,330	\$ 1,906,330
C. Goal: ADVOCATE FOR INJURED EMPLOYEES Advocate for Injured Employees As a Class.		
C.1.1. Strategy: ADVOCATE FOR INJURED EMPLOYEES	\$ 1,648,777	\$ 1,648,777
Grand Total, OFFICE OF INJURED EMPLOYEE COUNSEL	<u>\$ 8,645,239</u>	<u>\$ 8,645,239</u>
Object-of-Expense Informational Listing:		
Salaries and Wages	\$ 7,884,918	\$ 7,884,918
Other Personnel Costs	265,421	265,421
Professional Fees and Services	10,000	10,000
Utilities	10,000	10,000
Travel	284,900	284,900
Other Operating Expense	<u>190,000</u>	<u>190,000</u>
Total, Object-of-Expense Informational Listing	<u>\$ 8,645,239</u>	<u>\$ 8,645,239</u>
Estimated Allocations for Employee Benefits and Debt Service Appropriations Made Elsewhere in this Act:		
<u>Employee Benefits</u>		
Retirement	\$ 719,699	\$ 722,290
Group Insurance	1,530,841	1,652,903
Social Security	559,991	562,791
Benefits Replacement	<u>34,272</u>	<u>31,016</u>
Subtotal, Employee Benefits	<u>\$ 2,844,803</u>	<u>\$ 2,969,000</u>
<u>Debt Service</u>		
Lease Payments	<u>\$ 146,783</u>	<u>\$ 148,184</u>
Total, Estimated Allocations for Employee Benefits and Debt Service Appropriations Made Elsewhere in this Act	<u>\$ 2,991,586</u>	<u>\$ 3,117,184</u>

OFFICE OF INJURED EMPLOYEE COUNSEL
(Continued)

1. **Performance Measure Targets.** The following is a listing of the key performance target levels for the Office of Injured Employee Counsel. It is the intent of the Legislature that appropriations made by this Act be utilized in the most efficient and effective manner possible to achieve the intended mission of the Office of Injured Employee Counsel. In order to achieve the objectives and service standards established by this Act, the Office of Injured Employee Counsel shall make every effort to attain the following designated key performance target levels associated with each item of appropriation.

	<u>2016</u>	<u>2017</u>
A. Goal: OMBUDSMAN PROGRAM		
Outcome (Results/Impact):		
Percentage of Texas Department of Insurance Administrative Dispute Resolution Proceedings in which an Ombudsman assisted an Unrepresented Injured Employee	44%	44%
Percentage of Issues Raised at Contested Case Hearings (CCH) where the Injured Employee Prevailed when Assisted by an Ombudsman	27%	27%
Percentage of Issues Raised on Appeal Where the Injured Employee Prevailed when Assisted by an Ombudsman	23%	23%
A.1.1. Strategy: OMBUDSMAN PROGRAM		
Output (Volume):		
Number of Benefit Review Conferences with Ombudsman Assistance	6,500	6,500
Number of Contested Case hearings with Ombudsman Assistance	3,000	3,000
Number of Injured Employees Prepared for an Appeal by an Ombudsman	1,000	1,000
Explanatory:		
Number of Preparation Appointments Held Prior to a Benefit Review Conference by an Ombudsman	15,000	15,000
Number of Preparation Appointments Held Prior to a Contested Case Hearing by an Ombudsman	5,000	5,000
Number of Preparation Appointments Held for an Appeal by an Ombudsman	1,050	1,050
B. Goal: EDUCATION AND REFERRAL		
Outcome (Results/Impact):		
Percentage of Injured Employees Reached About their Rights and Responsibilities in the Workers' Compensation System	92%	92%
B.1.1. Strategy: RIGHTS RESPONSIBILITIES & REFERRAL		
Efficiencies:		
Average Number of Educational Sessions Provided to or on Behalf of Injured Employees Per Month	20,000	20,000
C. Goal: ADVOCATE FOR INJURED EMPLOYEES		
Outcome (Results/Impact):		
Percentage of Adopted Workers' Compensation Rules Changed for the Benefit of Injured Employees as a Result of Office of Injured Employee Counsel Participation	75%	75%
C.1.1. Strategy: ADVOCATE FOR INJURED EMPLOYEES		
Output (Volume):		
Number of Adopted Workers' Compensation Rules Analyzed by Office of Injured Employee Counsel	6	6
Number of Adopted Workers' Compensation Rules in which the Office of Injured Employee Counsel Participated	4	4

2. **Unexpended Balance Authority.** Any unexpended balances as of August 31, 2016, not to exceed 5 percent for any item of appropriation, are hereby appropriated to the Office of Injured Employee Counsel for the same purposes for the fiscal year ending August 31, 2017.

3. **Administrative Attachment Budget.** Amounts appropriated to the Texas Department of Insurance in Strategy E.1.1, Central Administration, include \$725,000 each year of the biennium in General Revenue-Dedicated Texas Department of Insurance Operating Fund 36 funding for the costs of rental space, equipment, postage, and supplies associated with the administrative attachment costs for the Office of Injured Employee Counsel (OIEC). OIEC may not exceed projected expenditures in the above mentioned categories by more than ten percent without prior

OFFICE OF INJURED EMPLOYEE COUNSEL
(Continued)

written approval from the Legislative Budget Board (LBB). Additionally, OIEC shall report to the LBB the actual expenditure totals related to the above mentioned categories on a quarterly basis in a format to be determined by the LBB.

¹ Article IX, §18.02, of this Act, increases the salary of the Public Counsel from \$120,000 to \$123,000.

DEPARTMENT OF INSURANCE

	For the Years Ending	
	August 31, 2016	August 31, 2017
Method of Financing:		
<u>General Revenue Fund</u>		
General Revenue Fund	\$ 230,926	\$ 230,926
General Revenue - Insurance Companies Maintenance Tax and Insurance Department Fees	42,429,290	42,493,001
Subtotal, General Revenue Fund	<u>\$ 42,660,216</u>	<u>\$ 42,723,927</u>
<u>General Revenue Fund - Dedicated</u>		
Texas Department of Insurance Operating Fund Account No. 036	56,707,711	54,751,427
Subsequent Injury Account No. 5101	5,468,353	5,468,352
Subtotal, General Revenue Fund - Dedicated	<u>\$ 62,176,064</u>	<u>\$ 60,219,779</u>
Federal Funds	2,190,259	2,190,259
<u>Other Funds</u>		
TexasSure Fund ¹	5,073,753	5,073,752
Appropriated Receipts	675,030	675,030
Interagency Contracts	120,380	120,380
Subtotal, Other Funds	<u>\$ 5,869,163</u>	<u>\$ 5,869,162</u>
Total, Method of Financing	<u>\$ 112,895,702</u>	<u>\$ 111,003,127</u>
Other Direct and Indirect Costs Appropriated Elsewhere in this Act	\$ 37,216,707	\$ 38,681,694
This bill pattern represents an estimated 100% of this agency's estimated total available funds for the biennium.		
Number of Full-Time-Equivalents (FTE):	1,433.0	1,433.0
Schedule of Exempt Positions:²		
Commissioner of Insurance, Group 6	\$207,443	\$207,443
Commissioner of Workers' Compensation, Group 5	164,000	164,000
Items of Appropriation:		
A. Goal: ACCESS TO AFFORDABLE INSURANCE		
Promote Consumer Access to Affordable Insur Products W/in a Fair Mrkt.		
A.1.1. Strategy: CONSUMER EDUCATION AND OUTREACH	\$ 8,751,093	\$ 8,751,092
Educate Consumers and Industry by Providing Outreach and Information.		
A.2.1. Strategy: RESOLVE COMPLAINTS	\$ 2,684,190	\$ 2,684,190
Respond Promptly and Act on Complaints.		
A.2.2. Strategy: INVESTIGATION AND ENFORCEMENT	\$ 2,983,274	\$ 2,983,274
Investigate Trade Practices and Bring Enforcement Actions as Needed.		
A.2.3. Strategy: INSURANCE FRAUD	\$ 3,170,802	\$ 3,170,802
Investigate Insurance Fraud and Refer Violations for Prosecution.		

DEPARTMENT OF INSURANCE
(Continued)

A.2.4. Strategy: WORKERS COMPENSATION FRAUD Investigate Workers' Comp Fraud & Refer Violations for Prosecution.	\$ 367,027	\$ 367,027
A.3.1. Strategy: PROCESS RATES, FORMS & LICENSES Process Rates, Forms & Licenses Promptly.	\$ 11,136,248	\$ 11,136,248
A.3.2. Strategy: PROMOTE UNDERSERVED COVERAGE Promote Coverage in Underserved Markets.	\$ 220,481	\$ 220,481
A.3.3. Strategy: TEXAS.GOV Texas.gov. Estimated and Nontransferable.	\$ 380,000	\$ 380,000
A.3.4. Strategy: CERTIFY SELF-INSURANCE Regulate Private Employers that Qualify to Self-Ins w/in the WC System.	\$ 674,125	\$ 674,125
A.4.1. Strategy: LONG-TERM CARE Support the State's Long-term Care Partnership Initiatives.	\$ 182,528	\$ 182,528
A.4.2. Strategy: THREE-SHARE PROGRAMS Administer Three-Share Grant Program.	\$ 444,866	\$ 444,866
A.5.1. Strategy: LOSS CONTROL PROGRAMS Inspect Loss Control Programs & Assure Code & Schedule Compliance.	<u>\$ 2,991,742</u>	<u>\$ 2,991,742</u>
Total, Goal A: ACCESS TO AFFORDABLE INSURANCE	<u>\$ 33,986,376</u>	<u>\$ 33,986,375</u>
B. Goal: PROMOTE INSURER FINANCIAL STRENGTH Promote Financial Strength of Ins. Industry.		
B.1.1. Strategy: INSURERS FINANCIAL CONDITION Analyze the Financial Condition of Insurers and Take Solvency Action.	\$ 7,613,837	\$ 7,613,837
C. Goal: REDUCE LOSSES DUE TO FIRE Reduce Loss of Life & Property Due to Fire.		
C.1.1. Strategy: FIRE MARSHAL Provide Fire Protection through Education, Enforcement and Engineering.	\$ 4,928,631	\$ 4,848,631
D. Goal: REGULATE WORKERS' COMP SYSTEM Effectively Regulate the Texas Workers' Compensation System.		
D.1.1. Strategy: OVERSIGHT AND ENFORCEMENT Oversee Activities of System Participants and Take Enforcement Action.	\$ 7,576,685	\$ 6,376,685
D.1.2. Strategy: DISPUTE RESOLUTION Resolve Indemnity, Medical Fee and Medical Necessity Disputes.	\$ 14,742,589	\$ 13,842,589
D.1.3. Strategy: SUBSEQUENT INJURY FUND ADMIN Administer Subsequent Injury Fund.	\$ 5,546,723	\$ 5,546,722
D.2.1. Strategy: HEALTH AND SAFETY SERVICES Provide Educational Services&WPS Consultations to System Participants.	\$ 3,913,697	\$ 3,913,697
D.2.2. Strategy: CUSTOMER SERVICE & RECORDS ADMIN Provide Customer Assistance & Records Admin for System Participants.	<u>\$ 5,228,901</u>	<u>\$ 5,228,901</u>
Total, Goal D: REGULATE WORKERS' COMP SYSTEM	<u>\$ 37,008,595</u>	<u>\$ 34,908,594</u>
E. Goal: INDIRECT ADMINISTRATION		
E.1.1. Strategy: CENTRAL ADMINISTRATION	\$ 10,351,336	\$ 10,351,335
E.1.2. Strategy: INFORMATION RESOURCES	\$ 13,239,473	\$ 13,526,901
E.1.3. Strategy: OTHER SUPPORT SERVICES	<u>\$ 3,567,454</u>	<u>\$ 3,567,454</u>
Total, Goal E: INDIRECT ADMINISTRATION	<u>\$ 27,158,263</u>	<u>\$ 27,445,690</u>
F. Goal: REGULATORY RESPONSE		
F.1.1. Strategy: CONTINGENCY REGULATORY RESPONSE	\$ 2,200,000	\$ 2,200,000
Grand Total, DEPARTMENT OF INSURANCE	<u>\$ 112,895,702</u>	<u>\$ 111,003,127</u>
Object-of-Expense Informational Listing:		
Salaries and Wages	\$ 75,461,764	\$ 75,461,763
Other Personnel Costs	2,548,399	2,548,399

DEPARTMENT OF INSURANCE
(Continued)

Professional Fees and Services	12,547,899	10,735,326
Fuels and Lubricants	124,260	124,260
Consumable Supplies	540,487	540,487
Utilities	1,148,601	1,148,600
Travel	1,630,204	1,630,204
Rent - Building	3,372,862	3,372,862
Rent - Machine and Other	655,974	655,974
Other Operating Expense	14,338,759	14,258,759
Grants	386,381	386,381
Capital Expenditures	<u>140,112</u>	<u>140,112</u>
Total, Object-of-Expense Informational Listing	\$ <u>112,895,702</u>	\$ <u>111,003,127</u>

Estimated Allocations for Employee Benefits and Debt Service Appropriations Made Elsewhere in this Act:

Employee Benefits

Retirement	\$ 6,892,316	\$ 6,917,128
Group Insurance	18,561,506	20,332,341
Social Security	5,249,069	5,275,312
Benefits Replacement	<u>299,802</u>	<u>271,322</u>
Subtotal, Employee Benefits	<u>\$ 31,002,693</u>	<u>\$ 32,796,103</u>

Debt Service

Lease Payments	<u>\$ 165,066</u>	<u>\$ 167,534</u>
----------------	-------------------	-------------------

Total, Estimated Allocations for Employee Benefits and Debt Service Appropriations Made Elsewhere in this Act

<u>\$ 31,167,759</u>	<u>\$ 32,963,637</u>
----------------------	----------------------

- 1. Performance Measure Targets.** The following is a listing of the key performance target levels for the Department of Insurance. It is the intent of the Legislature that appropriations made by this Act be utilized in the most efficient and effective manner possible to achieve the intended mission of the Department of Insurance. In order to achieve the objectives and service standards established by this Act, the Department of Insurance shall make every effort to attain the following designated key performance target levels associated with each item of appropriation.

	<u>2016</u>	<u>2017</u>
A. Goal: ACCESS TO AFFORDABLE INSURANCE		
Outcome (Results/Impact):		
Percent of Calls Answered by the TDI Consumer Help Line		
Call Center	90%	90%
Percent of Agent License Filings Completed within 15 Days	96%	96%
Percent of Statutory Rate and Form Filings Completed within 90 Days	87%	87%
Percent of Personal Auto and Residential Property Form Filings Completed in 60 Days	94%	94%
Percent of Registered Passenger Vehicles in Underserved Markets with Personal or Commercial Automobile Liability Insurance	75%	75%
Percent of Licensees Who Renew Online	82%	82%
A.1.1. Strategy: CONSUMER EDUCATION AND OUTREACH		
Output (Volume):		
Number of Inquiries Answered	550,000	550,000
Number of Consumer Information Publications Distributed	4,000,000	4,000,000
A.2.1. Strategy: RESOLVE COMPLAINTS		
Output (Volume):		
Number of Complaints Resolved	20,000	20,000
Efficiencies:		
Average Response Time (in Days) to Complaints	60	60
A.2.3. Strategy: INSURANCE FRAUD		
Output (Volume):		
Investigations of Suspected Criminal Activity Related to Insurance Fraud Resolved	605	605
A.5.1. Strategy: LOSS CONTROL PROGRAMS		
Output (Volume):		
Number of Windstorm Inspections Completed	7,500	7,500
Efficiencies:		
Average Cost Per Windstorm Inspection	83	83

DEPARTMENT OF INSURANCE
(Continued)

B. Goal: PROMOTE INSURER FINANCIAL STRENGTH

Outcome (Results/Impact):

Percent of Companies Rehabilitated after TDI Solvency-Related Intervention	18%	18%
---	-----	-----

C. Goal: REDUCE LOSSES DUE TO FIRE

Outcome (Results/Impact):

Percent of Registrations, Licenses, and Permits issued with in 20 Days, after Receipt of a Completed Application	99%	99%
--	-----	-----

C.1.1. Strategy: FIRE MARSHAL

Output (Volume):

Number of Investigations Initiated by State Fire Marshal's Office	600	600
--	-----	-----

Number of Registrations, Licenses, and Permits Issued to Fire Alarm, Fire Extinguisher, Fire Sprinkler and Fireworks Firms, Individuals Other Regulated Entities	12,500	12,500
--	--------	--------

D. Goal: REGULATE WORKERS' COMP SYSTEM

Outcome (Results/Impact):

Percent of Medical Bills Processed Timely	95%	95%
---	-----	-----

Percentage of Med Fee Disputes Resolved by Medical Fee Dispute Resolution or Upheld Upon Appeal	90%	90%
--	-----	-----

Payments from the Subsequent Injury Fund	7,200,000	7,200,000
--	-----------	-----------

Percent of Temporary Income Benefits Recipients Returning to Work Within 90 Days of Injury	54%	54%
---	-----	-----

D.1.1. Strategy: OVERSIGHT AND ENFORCEMENT

Output (Volume):

Number of Quality of Care Reviews of Health Care Providers, Insurance Carriers Utilization Review Agents, and Independent Review Organizations Completed	97	97
---	----	----

Number of Complaints Closed Involving Workers' Compensation System Participants	6,308	6,308
--	-------	-------

Efficiencies:

Average Number of Days to Complete Quality of Care Reviews of Health Care Providers, Insurance Carriers, Utilization Review Agents and Independent Review Organizations	180	180
--	-----	-----

Average Number of Days to Close a Complaint Involving Workers' Compensation System Participants	120	120
--	-----	-----

D.1.2. Strategy: DISPUTE RESOLUTION

Efficiencies:

Average Number of Days to Resolve a Medical Fee Dispute	300	300
--	-----	-----

Average Number of Days to Resolve Indemnity Disputes through Resolution Proceedings	135	135
--	-----	-----

D.1.3. Strategy: SUBSEQUENT INJURY FUND ADMIN

Output (Volume):

Number of Injured Workers Receiving Lifetime Income Benefit Payments through the Subsequent Injury Fund	43	43
--	----	----

D.2.1. Strategy: HEALTH AND SAFETY SERVICES

Output (Volume):

Number of Workplace Safety Consultations and Inspections Provided to Employers	3,000	3,000
---	-------	-------

Explanatory:

Number of Hazards Identified through Workplace Safety Consultations, Inspections, and the Safety Violations Hotline	7,500	7,500
---	-------	-------

2. **Capital Budget.** None of the funds appropriated above may be expended for capital budget items except as listed below. The amounts shown below shall be expended only for the purposes shown and are not available for expenditure for other purposes. Amounts appropriated above and identified in this provision as appropriations either for "Lease Payments to the Master Lease Purchase Program" or for items with a "(MLPP)" notation shall be expended only for the purpose of making lease-purchase payments to the Texas Public Finance Authority pursuant to the provisions of Government Code §1232.103. Upon approval from the Legislative Budget Board, capital budgeted funds listed below under "Acquisition of Information Resource Technologies" may be used to lease information resources hardware and/or software, if determined by agency management to be in the best interest of the State of Texas.

DEPARTMENT OF INSURANCE
(Continued)

	2016	2017
a. Acquisition of Information Resource Technologies		
(1) Obsolescence Hardware and Software Replacement and Network Security	\$ 1,234,088	\$ 1,234,088
(2) Texassure Vehicle Insurance Verification	5,073,753	5,073,752
(3) Gartner Cyber Security Enhancements	<u>\$ 140,112</u>	<u>\$ 140,112</u>
Total, Acquisition of Information Resource Technologies	<u>\$ 6,447,953</u>	<u>\$ 6,447,952</u>
b. Data Center Consolidation		
(1) Data Center Consolidation	\$ 5,118,435	\$ 5,405,863
Total, Capital Budget	<u>\$ 11,566,388</u>	<u>\$ 11,853,815</u>
Method of Financing (Capital Budget):		
General Revenue - Insurance Companies		
Maintenance Tax and Insurance Department Fees	\$ 2,840,526	\$ 2,984,240
GR Dedicated - Texas Department of Insurance		
Operating Fund Account No. 036	3,652,109	3,795,823
TexasSure Fund	5,073,753	5,073,752
Total, Method of Financing	<u>\$ 11,566,388</u>	<u>\$ 11,853,815</u>

3. **Appropriation Source, Rehabilitation of Insurance Companies.** Of the amounts appropriated above, \$125,000 each year of the biennium is from fees that the Department of Insurance shall collect from companies that are successfully rehabilitated by the department. Fees collected and appropriated above shall be in amounts sufficient to cover, yet not exceed, costs of rehabilitating those companies. Any such fees collected in excess of \$125,000 each year of the biennium are also hereby appropriated for the biennium beginning September 1, 2015, for the sole purpose of the rehabilitation of other insurance companies pursuant to 441.203 of the Texas Insurance Code (estimated to be \$0).

4. **State Support for NAIC Activities.** The agency is prohibited from using resources in support of the National Association of Insurance Commissioners in the absence of NAIC accreditation of the Department of Insurance for compliance with NAIC Financial Regulation Standards. The prohibition would be effective immediately upon loss of accreditation. The only exceptions to this prohibition shall be limited to expenditures necessary for (1) continued departmental use of the NAIC database for monitoring financial solvency of companies doing business in Texas; (2) solvency-related training; and (3) efforts to regain accreditation. The prohibition on using resources does not apply in the event that the Commissioner voluntarily determines not to participate in the state insurance department accreditation program.

5. **Liquidation Oversight and Title Examiner Full-Time-Equivalent Positions.** In addition to the "Number of Full-Time-Equivalents (FTE)" positions authorized above, an additional 38.5 FTE positions are authorized for each year of the 2016-17 biennium to support liquidation oversight and title examiner activities. These positions are excluded from the FTE cap.

6. **Appropriations Limited to Revenue Collections.** The application of special provisions limiting appropriations to revenue collections elsewhere in this Article shall be consistent with relevant statutory provisions governing the agency's assessment of tax rates and fees. As provided by the Texas Insurance Code and the Texas Labor Code, the Commissioners shall take into account unexpended funds in the preceding year when adjusting rates of assessment necessary to pay all expenses of regulating insurance and conducting the operations of the State Fire Marshal and the Office of Injured Employee Counsel during the succeeding year.

7. **Limit on Estimated Appropriations.**³ Excluding appropriations for Texas.gov and General Revenue appropriations of \$224,406 each year in E.1.1, Central Administration, the combined appropriation authority from the General Revenue Fund, which includes Insurance Companies Maintenance Tax (Object Code 3203) and Insurance Department Fees (Object Code 3215), and General Revenue Fund-Dedicated-Texas Department of Insurance Operating Fund Account No. Fund 36 shall not exceed \$98,763,521 in fiscal year 2016 or \$96,870,948 in fiscal year 2017.

DEPARTMENT OF INSURANCE
(Continued)

8. **State Support for NCOIL Activities.** Funds appropriated above include funds from the General Revenue - Insurance Companies Maintenance Tax, Insurance Department Fees and General Revenue Fund-Dedicated for payment of state dues for the National Conference of Insurance Legislators.
9. **Crash Records Information System.** Included in Strategy D.2.1, Traffic Safety, at the Department of Transportation is \$750,000 for fiscal year 2016 and \$750,000 for fiscal year 2017 from General Revenue - Insurance Companies Maintenance Tax and Insurance Department Fees for on-going maintenance of the Crash Records Information System.
10. **Increase Consumer Choice.** Out of amounts appropriated above, the Department of Insurance shall contract with the Office of Public Insurance Counsel in the amount of \$191,670 each fiscal year from the GR Dedicated-Texas Department of Insurance Operating Fund Account No. 036 to provide consumers with insurance information to make informed decisions.
11. **Consumer Information Report.**⁴ The Department of Insurance shall submit a report annually to the Legislature and the public no later than the 90th day after the last day of the calendar year covered by the report the following information for each insurer that writes property and casualty insurance, including workers' compensation insurance, in the state: market share, profits and losses, average rate, and average loss ratio. The report shall include the change in rate over the previous 12, 24, and 36 months.
12. **Appropriation of Unexpended Balances.** Any unexpended balances as of August 31, 2016, not to exceed 5 percent for any item of appropriation above unless otherwise granted by the provisions of Article IX, §14.05, are hereby appropriated for the same purposes, in the same strategies, for the fiscal year beginning September 1, 2016.
13. **Subsequent Injury Fund.** Amounts appropriated above in Strategy D.1.3, Subsequent Injury Fund Administration, include an estimated \$5,468,353 in fiscal year 2016 and \$5,468,352 in fiscal year 2017 out of the GR Dedicated - Subsequent Injury Account No. 5101 for payment of liabilities pursuant to Labor Code, Chapter 403. In the event that actual liabilities exceed the estimated amounts, the Division of Workers' Compensation shall furnish information supporting the estimated additional liabilities to the Comptroller of Public Accounts. If the Comptroller finds that there are sufficient balances in the GR Dedicated - Subsequent Injury Account No. 5101 to support the payment of projected liabilities, a finding of fact to that effect shall be issued and a contingent appropriation shall be made available for the intended purposes.
14. **Three-Share Premium Assistance Programs.**
 - a. Amounts appropriated above to the Department of Insurance of \$444,866 in fiscal year 2016 and \$444,866 in fiscal year 2017 in General Revenue - Insurance Companies Maintenance Tax and Insurance Department Fees in Strategy A.4.2, Three-Share Assistance Programs, and 1.0 Full-Time-Equivalents (FTE) position each fiscal year included above in the "Number of Full-Time-Equivalents (FTE)" is for the purpose of awarding, through a competitive application process, grants to local government entities for the research, planning, development, and continuation of "three-share" premium assistance programs to increase access to private healthcare coverage for the uninsured, and providing technical assistance to grant recipients. The agency shall consider the following factors in selecting recipients of grant funds:
 - (1) proposals to match grant awards with local funds
 - (2) percentage of uninsured in the applicable area
 - (3) existing efforts in pursuing "three-share" premium assistance programs
 - (4) healthcare use and delivery factors affecting the area's healthcare infrastructure and capacity.
 - b. In addition to amounts appropriated above, out of funds collected from regulated entities except for workers compensation for fines, penalties, and sanctions and deposited to General Revenue, the Texas Department of Insurance is appropriated, out of amounts collected in excess of those contained in the Comptroller's Biennial Revenue Estimate (estimated to be \$0), an amount not to exceed \$1,500,000 in each year of the biennium for the Three Share Premium Assistance Program. Any unexpended and unobligated balances of appropriations for the fiscal year ending August 31, 2015, (estimated to be \$0) are

DEPARTMENT OF INSURANCE
(Continued)

appropriated to the agency for the same purposes for the fiscal year beginning September 1, 2015. In addition, any unexpended and unobligated balances of appropriations for the fiscal year ending August 31, 2016, are appropriated to the agency for the same purposes for the fiscal year beginning September 1, 2016.

The agency shall report a summary of the grants awarded to local government entities to the Legislative Budget Board and the Governor no later than January 1, 2017.

- 15. Division of Workers' Compensation Reporting Requirement.** The Division of Workers' Compensation shall include information collected about on-the-job injuries and occupational diseases, compliance with notice requirements regarding whether employers carry workers' compensation insurance from non-subscribing employers and administrative penalties levied against non-complying employers under the provisions of the Labor Code §411.032 and Texas Administrative Code, Title 28, Insurance §110.1, 110.101, and 160.2 in its biennial report submitted to the Legislature.
- 16. Self-Leveling Agency Fee Change Notification Requirements.** The following provisions are only applicable to actions taken by the Department of Insurance to increase or decrease fees for the General Revenue-Insurance Companies Maintenance Tax and Insurance Department Fees and Texas Department of Insurance Operating Fund Account No. 036.
- a. Upon completion of actions to increase fees to cover an increase in appropriations and other necessary costs, the Texas Department of Insurance shall furnish copies of the agency's minutes and other information supporting the estimated revenues to be generated for the biennium under the revised fee structure to the Comptroller of Public Accounts. If the Comptroller finds the information sufficient to support the projection of increased revenues, a finding of fact to that effect shall be issued and the increased appropriations shall be made available for the intended purposes.
 - b. Upon completion of actions to decrease fees or upon receiving information that actual and/or projected revenue collections will be insufficient to offset appropriations and other necessary costs, the Texas Department of Insurance shall immediately provide notification to the Legislative Budget Board, the Governor, and the Comptroller of Public Accounts. The Comptroller of Public Accounts shall reduce the appropriation authority provided by this Act to be within the amount of revenue expected to be available unless the agency completes actions to increase revenues and receives a finding of fact from the Comptroller of Public Accounts pursuant to the requirements of subsection (a) above.
- 17. TexasSure.** Amounts appropriated above in Strategy A.1.1, Consumer Education and Outreach, include \$5,073,753 in fiscal year 2016 and \$5,073,752 in fiscal year 2017 out of the TexasSure Fund for the purpose of on-going maintenance of the TexasSure Motor Vehicle Financial Responsibility Verification Program from fees collected pursuant to Transportation Code §502.357.
- 18. Contingency Appropriation: State Regulatory Response.**
- a. Amounts appropriated above to the Department of Insurance not to exceed \$2,200,000 in General Revenue-Insurance Companies Maintenance Tax and Insurance Department Fees each year in Strategy F.1.1, Contingency Regulatory Response, and 40.0 Full-Time-Equivalents (FTE) positions each fiscal year included above in the "Number of Full-Time-Equivalents (FTE)" are contingent upon a finding of fact by the Commissioner of Insurance that additional resources are needed by the Department of Insurance due to:
 - (1) a significant change in insurance regulatory environment, demands for federal healthcare reform implementation, a weather related disaster in the state of Texas, a public health crisis, such as a pandemic, a fire that has been declared as a disaster situation in the State of Texas, and non-weather related disasters.
 - b. None of the funds appropriated above in Strategy F.1.1, Contingency Regulatory Response, may be expended and none of the 40.0 Full-Time-Equivalents (FTE) positions each fiscal year included above in the "Number of Full-Time-Equivalents (FTE)" may be used by the Department of Insurance unless the Commissioner of Insurance files a finding of fact with the Governor and the Legislative Budget Board and neither the Governor nor the Legislative Budget Board issues a written disapproval not later than:

DEPARTMENT OF INSURANCE

(Continued)

- (1) the 10th day after the date the staff of the Legislative Budget Board concludes its review of the findings of fact and forwards those findings of fact along with the conclusions or comments of the Legislative Budget Board staff to the Chair of the House Appropriations Committee, Chair of the Senate Finance Committee, Speaker of the House, and Lieutenant Governor; and
 - (2) within 10 business days of the receipt of the finding of fact by the Governor.
 - c. The appropriations above in Strategy F.1.1, Contingency Regulatory Response, and 40.0 Full-Time-Equivalents (FTE) positions each fiscal year included above in the "Number of Full-Time-Equivalents (FTE)" are also contingent upon the Department of Insurance maintaining a sufficient fund balance in General Revenue-Dedicated Fund 36 to cover these contingency appropriations and related employee benefits, and providing such information as may be deemed necessary by the Comptroller of Public Accounts to issue a finding of fact that the revenues are/will be available to fund the increased appropriations.
 - d. Funds appropriated above in Strategy F.1.1, Contingency Regulatory Response, and 40.0 Full-Time-Equivalents (FTE) positions each fiscal year included above in the "Number of Full-Time-Equivalents (FTE)" may only be used to address issues included in the finding of fact submitted to the Governor and the Legislative Budget Board pursuant to subsection (b) above, and apply only to the 2016-17 biennium unless otherwise appropriated. It is the intent of the Legislature that these funds not be included in base level funding requests for the 2018-19 biennium.
 - e. Notwithstanding transfer limits under Article IX, §14.01 of this Act, at the discretion of the agency, amounts appropriated above may be transferred to another appropriation item in an amount not to exceed \$2,200,000 in General Revenue-Insurance Companies Maintenance Tax and Insurance Department Fees each year in Strategy F.1.1, Contingency Regulatory Response.
- 19. Medical Fee Disputes.** Out of the amounts appropriated above to the Department of Insurance, \$2,100,000 for fiscal year 2016 in Goal D, Regulate Workers' Comp System, out of General Revenue - Dedicated Fund 36 is appropriated for the purpose of financing the cost of appeals of medical disputes, and the cost of conducting medical quality review cases pursuant to Labor Code Chapter 413, Subchapter E, including financing the cost of appeals for those cases. The Department of Insurance shall allocate \$1,200,000 for Strategy D.1.1, Oversight and Enforcement and \$900,000 for Strategy D.1.2, Dispute Resolution. Any unexpended balance as of August 31, 2016, is hereby appropriated for the same purpose, for the fiscal year beginning September 1, 2016.
- 20. Administrative Attachment Budget.** The amounts included above in Strategy E.1.1, Central Administration, include \$725,000 each year of the biennium in General Revenue-Dedicated Texas Department of Insurance Operating Fund 36 for the costs of rental space, equipment, postage, and supplies associated with the administrative attachment costs for the Office of Injured Employee Counsel (OIEC). OIEC may not exceed projected expenditures in the above mentioned categories by more than ten percent without prior written approval from the Legislative Budget Board (LBB). Additionally, OIEC shall report to the LBB the actual expenditure totals related to the above mentioned categories on a quarterly basis in a format to be determined by the LBB.
- 21. Contingency for the Texas Department of Insurance TexasSure Fund.¹**
- a. Amounts appropriated above in Strategy A.1.1, Consumer Education and Outreach, include \$5,073,753 in fiscal year 2016 and \$5,073,752 in fiscal year 2017 from TexasSure Fund appropriations that are contingent on the enactment of legislation relating to the disposition of fees collected pursuant to Transportation Code §502.357 and deposited to the Texas Department of Insurance TexasSure Fund created by the Eighty-fourth Legislature, Regular Session.
 - b. In the event legislation relating to the disposition of fees collected by or on behalf of the Texas Department of Insurance to be deposited to the Texas Department of Insurance TexasSure Fund is not enacted by the Eighty-fourth Legislature, Regular Session, appropriations made to the Texas Department of Insurance out of the TexasSure Fund by this Act are reduced by \$5,073,753 in fiscal year 2016 and \$5,073,752 in fiscal year 2017 and the amounts of \$5,073,753 in fiscal year 2016 and \$5,073,752 in fiscal year 2017 are appropriated to the Texas Department of Insurance from State Highway Fund No. 006.

DEPARTMENT OF INSURANCE
(Continued)

22. Appropriation of Amusement Ride Fee Collections and Reporting Requirements. Included in the amounts appropriated above in Strategy A.5.1, Loss Control Programs, an amount not to exceed \$193,000 each year from revenue object code 3149 contained in the Comptroller of Public Accounts 2016-17 Biennial Revenue Estimate for General Revenue-Dedicated Texas Department of Insurance (TDI) Operating Fund Account No. 36, shall be used for the purpose of administering and enforcing the Amusement Ride Safety Inspection and Insurance Act (Texas Occupations Code, Chapter 2151).

Beginning September 1, 2015, TDI shall request monthly a report of the amusement ride operators who apply for a sales tax license and a report of amusement ride operators paying sales tax from the Comptroller of Public Accounts. TDI shall reconcile the reports with their records of registered amusement ride operators and investigate the need for registration of any operator not in their records. TDI shall report biennially to the Legislature on: (1) efforts to bring all amusement ride operators into compliance; and (2) the result of those efforts.

¹ Incorporates the passage of HB 6, 84th Legislature, Regular Session, relating to the creation and re-creation of funds and accounts, resulting in the creation of the TexasSure Fund, which replaces Fund 6 appropriations to the Texas Department of Insurance for the TexasSure Program.

² Article IX, §18.02, of this Act, increases the salary of the Commissioner of Insurance from \$202,383 to \$207,443 and the Commissioner of Workers' Compensation from \$160,000 to \$164,000.

³ Modified to reflect technical correction to adjust General Revenue and General Revenue-Dedicated appropriations amounts referenced in rider.

⁴ Incorporates the passage of SB784, 84th Legislature, Regular Session, relating to collection and use of certain information reported to and by the Texas Department of Insurance, resulting in a change to the reporting frequency of certain consumer information reports to the Legislature and the public from quarterly to annual.

OFFICE OF PUBLIC INSURANCE COUNSEL

	For the Years Ending	
	August 31, 2016	August 31, 2017
Method of Financing:		
General Revenue Fund	\$ 870,368	\$ 870,368
Interagency Contracts	191,670	191,670
Total, Method of Financing	\$ 1,062,038	\$ 1,062,038
Other Direct and Indirect Costs Appropriated Elsewhere in this Act	\$ 330,819	\$ 342,267
This bill pattern represents an estimated 100% of this agency's estimated total available funds for the biennium.		
Number of Full-Time-Equivalents (FTE):	15.0	15.0
Schedule of Exempt Positions:		
Public Counsel, Group 4 ¹	\$137,734	\$137,734
Items of Appropriation:		
A. Goal: ADVOCATE FOR INSURANCE CONSUMERS Advocate for TX Consumers in Rate/Rule/Judicial/Legislative Hearings.		
A.1.1. Strategy: PARTICIPATE IN RATE/RULE HEARINGS Participate in Rate, Rulemaking, Judicial, and Legislative Proceedings.	\$ 870,368	\$ 870,368

OFFICE OF PUBLIC INSURANCE COUNSEL
(Continued)

B. Goal: INCREASE CONSUMER CHOICE

Increase Consumer Choice-Educate Texas Insurance Consumers.

B.1.1. Strategy: INSURANCE INFORMATION	\$ 191,670	\$ 191,670
Provide Consumers with Information to Make Informed Choices.		

Grand Total, OFFICE OF PUBLIC INSURANCE COUNSEL	<u>\$ 1,062,038</u>	<u>\$ 1,062,038</u>
--	---------------------	---------------------

Object-of-Expense Informational Listing:

Salaries and Wages	\$ 819,513	\$ 819,513
Other Personnel Costs	37,400	37,400
Professional Fees and Services	104,033	104,033
Consumable Supplies	2,000	2,000
Utilities	3,300	3,300
Travel	9,500	9,500
Rent - Building	1,560	1,560
Rent - Machine and Other	7,539	7,539
Other Operating Expense	<u>77,193</u>	<u>77,193</u>

Total, Object-of-Expense Informational Listing	<u>\$ 1,062,038</u>	<u>\$ 1,062,038</u>
---	---------------------	---------------------

Estimated Allocations for Employee Benefits and Debt Service Appropriations Made Elsewhere in this Act:

Employee Benefits

Retirement	\$ 62,633	\$ 62,859
Group Insurance	104,551	113,604
Social Security	58,121	58,412
Benefits Replacement	<u>1,682</u>	<u>1,522</u>

Subtotal, Employee Benefits	<u>\$ 226,987</u>	<u>\$ 236,397</u>
-----------------------------	-------------------	-------------------

Debt Service

Lease Payments	<u>\$ 4,269</u>	<u>\$ 4,333</u>
----------------	-----------------	-----------------

Total, Estimated Allocations for Employee Benefits and Debt Service Appropriations Made Elsewhere in this Act	<u>\$ 231,256</u>	<u>\$ 240,730</u>
--	-------------------	-------------------

- 1. Performance Measure Targets.** The following is a listing of the key performance target levels for the Office of Public Insurance Counsel. It is the intent of the Legislature that appropriations made by this Act be utilized in the most efficient and effective manner possible to achieve the intended mission of the Office of Public Insurance Counsel. In order to achieve the objectives and service standards established by this Act, the Office of Public Insurance Counsel shall make every effort to attain the following designated key performance target levels associated with each item of appropriation.

	<u>2016</u>	<u>2017</u>
A. Goal: ADVOCATE FOR INSURANCE CONSUMERS		
Outcome (Results/Impact):		
Percentage of Rate and Rulemaking Proceedings in Which OPIC Participated	75%	75%
Percentage of Rate Filings and Rules Changed for the Benefit of Consumers as a Result of OPIC Participation	90%	90%
A.1.1. Strategy: PARTICIPATE IN RATE/RULE HEARINGS		
Output (Volume):		
Number of Rate Hearings in Which OPIC Participated	1	1
Number of Rate Filings in Which OPIC Participated	25	25
Number of Rulemaking Proceedings in Which OPIC Participated	40	40
B. Goal: INCREASE CONSUMER CHOICE		
Outcome (Results/Impact):		
Percentage of Texas Insurance Consumers Reached by OPIC Outreach Efforts	62%	62%

OFFICE OF PUBLIC INSURANCE COUNSEL
(Continued)

B.1.1. Strategy: INSURANCE INFORMATION

Output (Volume):

Number of Report Cards and Publications Produced and Distributed	2,000,000	2,000,000
Total Number of Public Presentations or Communications by OPIC	1,000	1,000

¹ Article IX, §18.02, of this Act, increases the salary of the Public Counsel from \$134,375 to \$137,734.

BOARD OF PROFESSIONAL LAND SURVEYING

	For the Years Ending	
	August 31, 2016	August 31, 2017
Method of Financing:		
General Revenue Fund	\$ 459,439	\$ 459,404
Appropriated Receipts	<u>5,400</u>	<u>5,400</u>
Total, Method of Financing	<u>\$ 464,839</u>	<u>\$ 464,804</u>
Other Direct and Indirect Costs Appropriated Elsewhere in this Act	\$ 158,011	\$ 164,609
This bill pattern represents an estimated 100% of this agency's estimated total available funds for the biennium.		
Number of Full-Time-Equivalents (FTE):	5.5	5.5
Schedule of Exempt Positions:		
Executive Director, Group 1 ¹	\$87,449	\$87,449
Items of Appropriation:		
A. Goal: LICENSING & ENFORCEMENT		
Ensure Surveys Prepared by Qualified Licensees Meet/Exceed Standards.		
A.1.1. Strategy: LICENSING AND EDUCATION	\$ 359,326	\$ 359,292
Examine New Applicants & Ensure Continuing Education Requirements.		
A.1.2. Strategy: INDIRECT ADMIN-LICENSING/EDUCATION	\$ 88,363	\$ 88,362
Indirect Administration - Licensing and Education.		
A.1.3. Strategy: TEXAS.GOV	<u>\$ 17,150</u>	<u>\$ 17,150</u>
Texas.gov. Estimated and Nontransferable.		
Total, Goal A: LICENSING & ENFORCEMENT	<u>\$ 464,839</u>	<u>\$ 464,804</u>
Grand Total, BOARD OF PROFESSIONAL LAND SURVEYING	<u>\$ 464,839</u>	<u>\$ 464,804</u>
Object-of-Expense Informational Listing:		
Salaries and Wages	\$ 293,175	\$ 293,174
Other Personnel Costs	11,500	11,500
Professional Fees and Services	20,512	20,512
Consumable Supplies	2,000	2,000
Utilities	2,550	2,550
Travel	45,950	45,950
Other Operating Expense	<u>89,152</u>	<u>89,118</u>
Total, Object-of-Expense Informational Listing	<u>\$ 464,839</u>	<u>\$ 464,804</u>

BOARD OF PROFESSIONAL LAND SURVEYING
(Continued)

Estimated Allocations for Employee Benefits and Debt Service Appropriations Made Elsewhere in this Act:

<u>Employee Benefits</u>		
Retirement	\$ 17,151	\$ 17,213
Group Insurance	77,364	85,069
Social Security	17,134	17,220
Benefits Replacement	<u>791</u>	<u>715</u>
Subtotal, Employee Benefits	<u>\$ 112,440</u>	<u>\$ 120,217</u>
<u>Debt Service</u>		
Lease Payments	<u>\$ 5,631</u>	<u>\$ 5,758</u>
Total, Estimated Allocations for Employee Benefits and Debt Service Appropriations Made Elsewhere in this Act	<u>\$ 118,071</u>	<u>\$ 125,975</u>

1. **Performance Measure Targets.** The following is a listing of the key performance target levels for the Board of Professional Land Surveying. It is the intent of the Legislature that appropriations made by this Act be utilized in the most efficient and effective manner possible to achieve the intended mission of the Board of Professional Land Surveying. In order to achieve the objectives and service standards established by this Act, the Board of Professional Land Surveying shall make every effort to attain the following designated key performance target levels associated with each item of appropriation.

	<u>2016</u>	<u>2017</u>
A. Goal: LICENSING & ENFORCEMENT		
Outcome (Results/Impact):		
Percent of Licensees with No Recent Violations	99%	99%
Percent of Documented Complaints Resolved within Six Months	70%	70%
Percent of Licensees Who Renew Online	65%	65%
A.1.1. Strategy: LICENSING AND EDUCATION		
Output (Volume):		
Number of New Licenses Issued to Individuals	70	70
Number of Licenses Renewed (Individuals)	2,986	2,986
Complaints Resolved	25	25

¹ Article IX, §18.02, of this Act, increases the salary of the Executive Director from \$85,316 to \$87,449.

DEPARTMENT OF LICENSING AND REGULATION

	For the Years Ending	
	<u>August 31, 2016</u>	<u>August 31, 2017</u>
Method of Financing:		
General Revenue Fund ^{1, 2, 3}	\$ 30,150,043	\$ 28,084,166
<u>General Revenue Fund - Dedicated</u>		
Private Beauty Culture School Tuition Protection Account No. 108	20,000	20,000
Barber School Tuition Protection Account No. 5081	5,000	5,000
Subtotal, General Revenue Fund - Dedicated	<u>\$ 25,000</u>	<u>\$ 25,000</u>
<u>Other Funds</u>		
Appropriated Receipts	930,000	930,000
Interagency Contracts	10,882	10,882
Auctioneer Education and Recovery Trust Fund No. 898	25,000	25,000
Subtotal, Other Funds	<u>\$ 965,882</u>	<u>\$ 965,882</u>
Total, Method of Financing	<u>\$ 31,140,925</u>	<u>\$ 29,075,048</u>

DEPARTMENT OF LICENSING AND REGULATION
(Continued)

Other Direct and Indirect Costs Appropriated Elsewhere in this Act	\$ 8,640,779	\$ 9,017,931
---	--------------	--------------

This bill pattern represents an estimated 100% of this agency's estimated total available funds for the biennium.

Number of Full-Time-Equivalents (FTE): ^{1,2,3}	448.2	448.2
---	-------	-------

Schedule of Exempt Positions: Executive Director, Group 5 ⁴	\$179,375	\$179,375
--	-----------	-----------

Items of Appropriation:

A. Goal: LICENSING

License, Certify, and Register Qualified Individuals and Businesses.

A.1.1. Strategy: LICENSE, REGISTER AND CERTIFY ^{1,2} Issue Licenses, Registrations, & Certificates to Qualified Individuals.	\$ 2,765,520	\$ 2,723,498
A.1.2. Strategy: LICENSE BUSINESSES AND FACILITIES ^{1,2}	\$ 1,039,146	\$ 1,025,138
A.1.3. Strategy: EXAMINATIONS/CONTINUING EDUCATION ^{1,2} Administer Exams to Applicants.	\$ 1,203,229	\$ 1,165,244
A.1.4. Strategy: CUSTOMER SERV ^{1,2} Provide Customer Service.	\$ 1,864,512	\$ 1,798,476
A.1.5. Strategy: TEXAS.GOV Texas.gov. Estimated and Nontransferable.	<u>\$ 467,200</u>	<u>\$ 467,200</u>
Total, Goal A: LICENSING	<u>\$ 7,339,607</u>	<u>\$ 7,179,556</u>

B. Goal: ENFORCEMENT

Protect the Public by Enforcing Laws Administered by the Agency.

B.1.1. Strategy: CONDUCT INSPECTIONS ^{1,2} Enforce Laws by Conducting Routine, Complex, and Special Inspections.	\$ 7,873,509	\$ 7,786,041
B.1.2. Strategy: BUILDING PLAN REVIEWS Perform Building Plan Reviews.	\$ 1,235,237	\$ 1,221,867
B.1.3. Strategy: RESOLVE COMPLAINTS ^{1,2} Enforce Compliance by Settlement, Prosecution, Penalty and Sanction.	\$ 3,177,509	\$ 3,191,573
B.1.4. Strategy: INVESTIGATION ^{1,2} Investigate Complaints.	<u>\$ 3,041,482</u>	<u>\$ 3,033,885</u>
Total, Goal B: ENFORCEMENT	<u>\$ 15,327,737</u>	<u>\$ 15,233,366</u>

C. Goal: INDIRECT ADMINISTRATION

C.1.1. Strategy: CENTRAL ADMINISTRATION ^{1,2,3}	\$ 3,047,999	\$ 2,957,369
C.1.2. Strategy: INFORMATION RESOURCES ^{1,2}	\$ 5,013,117	\$ 3,299,296
C.1.3. Strategy: OTHER SUPPORT SERVICES ^{1,2}	<u>\$ 412,465</u>	<u>\$ 405,461</u>
Total, Goal C: INDIRECT ADMINISTRATION	<u>\$ 8,473,581</u>	<u>\$ 6,662,126</u>

Grand Total, DEPARTMENT OF LICENSING AND REGULATION	<u>\$ 31,140,925</u>	<u>\$ 29,075,048</u>
--	----------------------	----------------------

Supplemental Appropriations Made in Riders:	\$ 30,000	\$ 30,000
--	-----------	-----------

Object-of-Expense Informational Listing:

Salaries and Wages	\$ 22,394,914	\$ 22,394,914
Other Personnel Costs	496,840	496,840
Professional Fees and Services	833,870	781,039
Fuels and Lubricants	8,350	8,350
Consumable Supplies	105,107	105,107
Utilities	251,400	251,400
Travel	958,455	958,455
Rent - Building	695,855	695,855
Rent - Machine and Other	344,825	344,825
Other Operating Expense	2,889,497	2,458,655

DEPARTMENT OF LICENSING AND REGULATION
(Continued)

Capital Expenditures	2,191,812	609,608
Total, Object-of-Expense Informational Listing	\$ 31,170,925	\$ 29,105,048

Estimated Allocations for Employee Benefits and Debt Service Appropriations Made Elsewhere in this Act:

<u>Employee Benefits</u>		
Retirement	\$ 1,726,294	\$ 1,732,509
Group Insurance	3,663,053	3,978,881
Social Security	1,367,271	1,374,107
Benefits Replacement	46,182	41,795
Subtotal, Employee Benefits	\$ 6,802,800	\$ 7,127,292
<u>Debt Service</u>		
Lease Payments	\$ 26,913	\$ 12,120
Total, Estimated Allocations for Employee Benefits and Debt Service Appropriations Made Elsewhere in this Act	\$ 6,829,713	\$ 7,139,412

- 1. Performance Measure Targets.** The following is a listing of the key performance target levels for the Department of Licensing and Regulation. It is the intent of the Legislature that appropriations made by this Act be utilized in the most efficient and effective manner possible to achieve the intended mission of the Department of Licensing and Regulation. In order to achieve the objectives and service standards established by this Act, the Department of Licensing and Regulation shall make every effort to attain the following designated key performance target levels associated with each item of appropriation.

	2016	2017
A. Goal: LICENSING		
Outcome (Results/Impact):		
Percent of Licensees with No Recent Violations	97%	97%
Percent of Licenses Who Renew Online	91%	91%
Percent of New Individual Licenses Issued Online	96%	96%
A.1.1. Strategy: LICENSE, REGISTER AND CERTIFY		
Output (Volume):		
Number of New Licenses Issued to Individuals	116,237	117,938
Number of Licenses Renewed for Individuals	229,907	233,603
Explanatory:		
Total Number of Licenses Held by Individuals	518,440	528,336
A.1.2. Strategy: LICENSE BUSINESSES AND FACILITIES		
Explanatory:		
Total Number of Licenses Held by Businesses	198,230	202,233
B. Goal: ENFORCEMENT		
Outcome (Results/Impact):		
Percent of Complaints Closed within Six Months	60%	60%
Inspection Coverage Rate	75%	76%
Percent of Boiler Certification Inspections within Timelines	70%	70%
B.1.1. Strategy: CONDUCT INSPECTIONS		
Output (Volume):		
Total Number of Architectural Barrier Inspections Completed by Agency and Third Party Inspectors	17,692	18,134
Explanatory:		
Total Number of Inspections Completed	149,444	152,232
B.1.3. Strategy: RESOLVE COMPLAINTS		
Output (Volume):		
Number of Complaints Closed	10,858	10,609
B.1.4. Strategy: INVESTIGATION		
Explanatory:		
Number of Complaints Opened	12,321	12,143

- 2. Capital Budget.** None of the funds appropriated may be expended for capital budget items except as listed below. The amounts shown below shall be expended only for the purposes shown and are not available for expenditure for other purposes. Amounts appropriated above and identified in this provision as appropriations either for "Lease Payments to the Master Lease Purchase

DEPARTMENT OF LICENSING AND REGULATION
(Continued)

Program" or for items with a "(MLPP)" notation shall be expended only for the purpose of making lease-purchase payments to the Texas Public Finance Authority pursuant to the provisions of Government Code §1232.103.

	2016	2017
a. Acquisition of Information Resource Technologies		
(1) Purchase of Information Resource Technologies - Scheduled Replacement	\$ 82,812	\$ 83,608
(2) Achieve Gartner IT Security Recommendation	\$ 590,000	\$ 0
Total, Acquisition of Information Resource Technologies	\$ 672,812	\$ 83,608
b. Data Center Consolidation ²		
(1) Data Center Consolidation	\$ 2,281,270	\$ 1,235,439
c. Centralized Accounting and Payroll/Personnel System (CAPPS) ³		
(1) Centralized Accounting and Payroll/Personnel Systems Deployment	\$ 81,558	\$ 54,554
Total, Capital Budget	\$ 3,035,640	\$ 1,373,601
Method of Financing (Capital Budget):		
General Revenue Fund	\$ 3,035,640	\$ 1,373,601
Total, Method of Financing	\$ 3,035,640	\$ 1,373,601

3. Appropriation: Travel Expenses and Fee Reimbursements.

- a. Funds appropriated above include reimbursements for travel expenses and special inspection fees collected pursuant to Health and Safety Code §755.030, Boilers Fees. Contingent upon certification by the Department of Licensing and Regulation and verification by the Comptroller all fees collected in excess of \$312,600 each year of the biennium (estimated to be \$0) are hereby appropriated to the Texas Department of Licensing and Regulation for the same purpose. The Department of Licensing and Regulation shall provide the Legislative Budget Board with a copy of the certification and any verification by the Comptroller within 10 business days.
- b. In the event that actual and/or projected revenue collections for amounts identified in this rider above from fees collected pursuant to Health and Safety Code §755.030, Boilers Fees, are insufficient to offset costs identified by this provision, the Legislative Budget Board may direct the Comptroller of Public Accounts to reduce the appropriation authority provided above to be within the amount of revenue expected to be available.
- c. The Department of Licensing and Regulation shall report quarterly to the Legislative Budget Board in a format prescribed by the Legislative Budget Board for each fiscal year the amount of revenues collected and expenditures made for the purpose of administering and enforcing Health and Safety Code §755.030, Boilers Fees.

4. Auctioneer Education and Recovery. Funds appropriated above in Strategy B.1.3, Resolve Complaints, include all revenue deposited to the Auctioneer Education and Recovery Fund for the purpose and in the amounts specified in Subchapter D, Chapter 1802, Occupations Code, not to exceed \$25,000 in each fiscal year from the interest on the fund.

5. Reciprocity Agreements. It is the intent of the Legislature that the Department of Licensing and Regulation use funds appropriated by this act to initiate and enter into reciprocity agreements with other states for the purpose of performing industrialized housing inspections in order to minimize the need for the agency sending state employees out of state to perform such inspections. The department may use funds appropriated by this act to enter into contracts with out-of-state inspectors to conduct such inspections.

DEPARTMENT OF LICENSING AND REGULATION
(Continued)

6. **Elimination of Architectural Barriers: Reduce Duplicate Inspections.** None of the funds appropriated by this Act shall be expended for the purpose of conducting inspections and plan reviews within the corporate boundaries of a municipality which has applied with the department to perform review and inspection functions pursuant to the Elimination of Architectural Barriers Act, Government Code, Chapter 469, Subchapter C.
7. **Architectural Barrier Standards: Exemption.** None of the funds appropriated by this Act shall be expended for the purpose of enforcing the accessibility standards under the Elimination of Architectural Barriers program, Government Code, Chapter 469, with respect to a structure or facility used primarily for religious rituals within a building or facility of a religious organization and which is exempt from the application of Government Code, Chapter 469, Subchapter A, pursuant to §469.003.
8. **Appropriation: Barber School Tuition Protection Account.** Out of the amounts appropriated above to the Texas Department of Licensing and Regulation in Strategy A.1.4, Customer Service, the amounts of \$5,000 in fiscal year 2016 and \$5,000 in fiscal year 2017 are appropriated from the GR-Dedicated Barber School Tuition Protection Account No. 5081, for the purpose of paying expenses and refunds authorized by the department under the provisions of Occupations Code §1601.3571. The Department of Licensing and Regulation, upon completion of necessary actions to assess or increase additional fees, shall furnish copies of the Department of Licensing and Regulation's minutes and other information supporting the estimated revenues to be generated for the 2016-17 biennium under the revised fee structure to the Comptroller of Public Accounts.
9. **Appropriation: Private Beauty Culture School Tuition Protection Account.** Out of the amounts appropriated above to the Texas Department of Licensing and Regulation in Strategy A.14, Customer Service, the amounts of \$20,000 in fiscal year 2016 and \$20,000 in fiscal year 2017 from the GR-Dedicated Private Beauty Culture School Tuition Protection Account No. 108, for the purpose of paying expenses and refunds authorized by the department under the provisions of Occupations Code §1602.464. The Department of Licensing and Regulation, upon completion of necessary actions to assess or increase additional fees, shall furnish copies of the Department of Licensing and Regulation's minutes and other information supporting the estimated revenues to be generated for the 2016-17 biennium under the revised fee structure to the Comptroller of Public Accounts.
10. **Reimbursement of Advisory Committee Members for Travel Expenses.** Pursuant to Government Code §2110.004, reimbursement of expenses for advisory committee members, out of funds appropriated above, is limited to the following advisory committees: Air Conditioning and Refrigeration Contractors Advisory Board; Architectural Barriers Advisory Committee; Advisory Board on Barbering; Board of Boiler Rules; Advisory Board on Cosmetology; Electrical Safety and Licensing Advisory Board; Elevator Advisory Board; Texas Industrial Building Code Council; Licensed Breeders Advisory Committee; Medical Advisory Committee; Polygraph Advisory Committee; Property Tax Consultants Advisory Council; Texas Tax Professional Advisory Committee; Towing, Storage and Booting Advisory Board; Used Automotive Parts Recycling Advisory Board; Water Well Drillers Advisory Council; and Weather Modification Advisory Committee.
11. **Additional General Revenue.** Out of the General Revenue appropriated above, \$1,260,080 in each year of the biennium, is appropriated from fees collected pursuant to Health and Safety Code, Chapter 754, Subchapter B (Object Code 3175), for the purposes of administering and enforcing laws relating to elevators, escalators and related equipment, as set out in Chapter 754, Health and Safety Code and \$4,624,050 in each year of the biennium is appropriated from fees collected pursuant to Government Code, Chapter 469, Subchapter B (Object Code 3727), for the purposes of administering and enforcing the Architectural Barrier Act. Any fees collected above those annual amounts (estimated to be \$0) are hereby appropriated to the Department of Licensing and Regulation for the same purpose.
 - a. No appropriation of General Revenue in excess of the estimated amounts shown may be expended by the Department of Licensing and Regulation until:
 - (1) The department's governing board files a finding of fact along with a written plan outlining the source, use, and projected impact of the funds on performance measures with the Comptroller of Public Accounts, the Legislative Budget Board and the Governor and indicating that additional appropriations are required to maintain adequate levels of program performance;

DEPARTMENT OF LICENSING AND REGULATION
(Continued)

- (2) The department shall submit an analysis of actual revenue collections earned in excess of the amounts reflected above to the Comptroller of Public Accounts for each fiscal year of the biennium. If the Comptroller finds the information sufficient to support the projections of increased revenues in excess of the amounts estimated above, a finding of fact to that effect shall be issued and the appropriation shall be made available for the intended purpose;
 - (3) The 30th business day after completion of a review by Legislative Budget Board staff and forwarding of a recommendation to the Chair of the House Appropriations Committee, Chair of the Senate Finance Committee, Speaker of the House, and Lieutenant Governor there is no notification of disapproval issued to the Comptroller and the agency by the Legislative Budget Board or the Governor, the Comptroller of Public Accounts shall release the funds. Any requests for additional information made by the Legislative Budget Board shall interrupt the counting of the 30 business days.
- b. The Department of Licensing and Regulation shall report quarterly to the Legislative Budget Board in a format prescribed by the Legislative Budget Board for each fiscal year the amount of revenues collected and expenditures made for the purpose of administering and enforcing Chapter 754, Health and Safety Code and Government Code, Chapter 469, Subchapter B.
 - c. In the event that actual and/or projected revenue collections for amounts identified in this rider above from fees collected pursuant to Health and safety Code, Chapter 754, Subchapter B, and Government Code, Chapter 469, Subchapter B, are insufficient to offset costs identified by this provision, the Legislative Budget Board may direct the Comptroller of Public Accounts to reduce the appropriation authority provided above to be within the amount of revenue expected to be available.
- 12. Combative Sports Regulation.** In addition to the amounts appropriated above, the Department of Licensing and Regulation shall be appropriated \$30,000 out of funds collected by the agency and deposited to the General Revenue Fund during each fiscal year for the 2016-17 biennium, for each combative sports event managed by the department for which ticket sales exceed \$2,000,000 (estimated to be one event) contingent upon the Department of Licensing and Regulation assessing fees and taxes sufficient to generate, in addition to revenue requirements elsewhere in this Act, during the 2016-17 biennium, \$30,000 for each such combative sports event in excess of \$764,000 in fiscal year 2016 and \$764,000 in fiscal year 2017 (Object Codes 3146 and 3147) contained in the Comptroller of Public Accounts' Biennial Revenue Estimate for each fiscal year. The Department of Licensing and Regulation upon completion of necessary actions to assess or increase such additional revenue shall furnish copies of the Department of Licensing and Regulation's minutes and other information supporting the estimated revenues to be generated for the 2016-17 biennium under the revised fee or tax structure to the Comptroller of Public Accounts. If the Comptroller finds the information sufficient to support the projection of increased revenues, a finding of fact shall be issued and the contingent appropriation shall be made available for the intended purpose.
- 13. Judgments and Settlements.** Notwithstanding Article IX, Section 16.02 of this Act, payment of judgments or settlements, including attorney's fees, resulting from actions brought under Title 42 United States Code §1983 that arise from claims challenging the validity or constitutionality of a state law and prosecuted or defended by the Office of the Attorney General that are obtained against the Texas Department of Licensing and Regulation or the Texas Commission of Licensing and Regulation, or any individual(s) acting in their official capacity on behalf of the Texas Department of Licensing and Regulation, shall be paid out by the Comptroller and not from funds appropriated herein to the Texas Department of Licensing and Regulation or the Texas Commission of Licensing and Regulation.
- 14. Combative Sports Program Attendance Report.** The Department of Licensing and Regulation shall provide to the Legislative Budget Board a quarterly report of any employee of the department and/or guest of the department who attends a combative sports event in the State of Texas with complimentary or reduced rate tickets provided by the promoter. The quarterly report shall be provided in a format prescribed by the Legislative Budget Board and include the date of the event and the face value of the ticket for the event.

DEPARTMENT OF LICENSING AND REGULATION
(Continued)

¹ Incorporates Article IX, §18.41, of this Act, due to enactment of HB 1786, 84th Legislature, Regular Session, relating to the transfer of driver and traffic safety education from the Texas Education Agency and the Department of Public Safety to the Department of Licensing and Regulation, resulting in increases of \$1,222,083 in FY 2016 and \$1,116,770 in FY 2017 out of General Revenue, affecting several strategies. In addition, incorporates 19.5 FTEs in FY 2016 and 19.5 FTEs in FY 2017.

² Incorporates Article IX, §18.56, of this Act, due to enactment of SB 202, 84th Legislature, Regular Session, relating to the transfer of certain regulatory programs from the Department of State Health Services to the Department of Licensing and Regulation, resulting in increases of \$3,569,919 in FY 2016 and \$2,364,475 in FY 2017 out of General Revenue, affecting several strategies. In addition, incorporates 31.5 FTEs in FY 2016 and 31.5 FTEs in FY 2017. The Capital Budget is adjusted accordingly.

³ Incorporates Article IX, §18.03(b), of this Act, relating to Centralized Accounting and Payroll/Personnel System Deployments, resulting in increases of \$81,558 in FY 2016 and \$54,554 in FY 2017 out of General Revenue Funds and increases of 1.0 FTEs in FY 2016 and 1.0 FTEs in FY 2017. The Capital Budget is adjusted accordingly.

⁴ Article IX, §18.02, of this Act, increases the salary of the Executive Director from \$175,000 to \$179,375.

TEXAS MEDICAL BOARD

	For the Years Ending	
	August 31, 2016	August 31, 2017
	<u> </u>	<u> </u>
Method of Financing:		
General Revenue Fund ¹	\$ 11,840,193	\$ 11,372,258
GR Dedicated - Public Assurance Account No. 5105	2,305,454	2,295,573
Appropriated Receipts	<u>59,418</u>	<u>59,418</u>
Total, Method of Financing	<u>\$ 14,205,065</u>	<u>\$ 13,727,249</u>
Other Direct and Indirect Costs Appropriated Elsewhere in this Act	\$ 4,058,014	\$ 4,241,585
This bill pattern represents an estimated 100% of this agency's estimated total available funds for the biennium.		
Number of Full-Time-Equivalents (FTE):¹	210.5	210.5
Schedule of Exempt Positions:		
Executive Director, Group 4 ²	\$145,930	\$145,930
Salary Supplement ²	12,300	12,300
Items of Appropriation:		
A. Goal: LICENSURE		
Protect the Public through Licensure of Qualified Practitioners.		
A.1.1. Strategy: LICENSING¹	\$ 3,047,968	\$ 2,681,817
Conduct a Timely, Efficient, Cost-effective Licensure Process.		
B. Goal: ENFORCE ACTS		
Protect the Public with Investigations, Discipline and Education.		
B.1.1. Strategy: ENFORCEMENT¹	\$ 8,230,443	\$ 8,147,390
Conduct Competent, Fair, Timely Investigations and Monitor Results.		
B.1.2. Strategy: PHYSICIAN HEALTH PROGRAM	\$ 533,129	\$ 533,969
B.2.1. Strategy: PUBLIC EDUCATION¹	<u>\$ 230,610</u>	<u>\$ 230,790</u>
Provide Programs to Educate the Public and Licensees.		
Total, Goal B: ENFORCE ACTS	<u>\$ 8,994,182</u>	<u>\$ 8,912,149</u>
C. Goal: INDIRECT ADMINISTRATION		
C.1.1. Strategy: INDIRECT ADMIN¹	\$ 674,788	\$ 667,501
Indirect Administration - Licensing.		

TEXAS MEDICAL BOARD
(Continued)

C.1.2. Strategy: INDIRECT ADMIN ¹	\$ 1,488,127	\$ 1,465,782
Indirect Administration - Enforcement.		
Total, Goal C: INDIRECT ADMINISTRATION	\$ 2,162,915	\$ 2,133,283
Grand Total, TEXAS MEDICAL BOARD	<u>\$ 14,205,065</u>	<u>\$ 13,727,249</u>

Object-of-Expense Informational Listing:

Salaries and Wages	\$ 10,217,065	\$ 10,343,064
Other Personnel Costs	224,727	244,707
Professional Fees and Services	1,659,885	1,659,885
Fuels and Lubricants	10,000	10,000
Consumable Supplies	56,830	56,830
Utilities	86,051	86,051
Travel	383,995	383,995
Rent - Building	22,500	22,500
Rent - Machine and Other	51,775	51,775
Other Operating Expense	759,524	668,134
Capital Expenditures	<u>732,713</u>	<u>200,308</u>
Total, Object-of-Expense Informational Listing	<u>\$ 14,205,065</u>	<u>\$ 13,727,249</u>

Estimated Allocations for Employee Benefits and Debt Service Appropriations Made Elsewhere in this Act:

Employee Benefits

Retirement	\$ 734,982	\$ 737,629
Group Insurance	1,780,766	1,939,091
Social Security	615,080	618,156
Benefits Replacement	<u>15,107</u>	<u>13,672</u>
Subtotal, Employee Benefits	<u>\$ 3,145,935</u>	<u>\$ 3,308,548</u>

Debt Service

Lease Payments	\$ 13,814	\$ 14,021
----------------	-----------	-----------

Total, Estimated Allocations for Employee Benefits and Debt Service Appropriations Made Elsewhere in this Act

	<u>\$ 3,159,749</u>	<u>\$ 3,322,569</u>
--	---------------------	---------------------

1. **Performance Measure Targets.** The following is a listing of the key performance target levels for the Texas Medical Board. It is the intent of the Legislature that appropriations made by this Act be utilized in the most efficient and effective manner possible to achieve the intended mission of the Texas Medical Board. In order to achieve the objectives and service standards established by this Act, the Texas Medical Board shall make every effort to attain the following designated key performance target levels associated with each item of appropriation.

	<u>2016</u>	<u>2017</u>
A. Goal: LICENSURE		
Outcome (Results/Impact):		
Percent of Licensees Who Renew Online (Physicians)	97%	97%
Percent of Licensees Who Renew Online (Physician Assistant)	87%	87%
A.1.1. Strategy: LICENSING		
Output (Volume):		
Number of New Licenses Issued to Individuals (Physicians)	4,163	4,239
Number of New Licenses Issued to Individuals (Acupuncture)	84	87
Number of New Licenses Issued to Individuals (Physician Assistant)	653	681
Number of New Licenses Issued to Individuals (Surgical Assistant)	29	30
Number of Licenses Renewed (Individuals) (Physicians)	42,409	43,682
Number of Licenses Renewed (Individuals) (Acupuncture)	1,149	1,179
Number of Licenses Renewed (Individuals) (Physician Assistant)	6,935	7,212
Number of Licenses Renewed (Individuals) (Surgical Assistant)	201	210
Efficiencies:		
Average Number of Days for Individual License Issuance - Physicians	42	42

TEXAS MEDICAL BOARD
(Continued)

B. Goal: ENFORCE ACTS

Outcome (Results/Impact):

Percent of Complaints Resulting in Disciplinary Action (Physician)	12%	12%
Percent of Complaints Resulting in Remedial Action: (Surgical Assistant)	12%	12%
Percent of Complaints Resulting in Remedial Action: (Physician)	12%	12%
Percent of Complaints Resulting in Remedial Action: (Acupuncture)	12%	12%
Percent of Complaints Resulting in Remedial Action: (Physician Assistant)	12%	12%
Percent of Complaints Resulting in Disciplinary Action (Acupuncture)	12%	12%
Percent of Complaints Resulting in Disciplinary Action (Physician Assistant)	12%	12%
Percent of Complaints Resulting in Disciplinary Action (Surgical Assistant)	12%	12%

B.1.1. Strategy: ENFORCEMENT

Output (Volume):

Number of Complaints Resolved (Physicians)	2,000	2,000
Number of Complaints Resolved (Acupuncture)	10	10
Number of Complaints Resolved (Physician Assistant)	85	85
Number of Complaints Resolved (Surgical Assistant)	3	3

Efficiencies:

Average Time for Complaint Resolution (Physician) (Days)	250	250
--	-----	-----

Explanatory:

Number of Jurisdictional Complaints Received and Filed (Physicians)	2,050	2,050
Number of Jurisdictional Complaints Received and Filed (Acupuncture)	6	6
Number of Jurisdictional Complaints Received and Filed (Physician Assistant)	110	110
Number of Jurisdictional Complaints Received and Filed (Surgical Assistant)	3	3

- 2. Capital Budget.** None of the funds appropriated above may be expended for capital budget items except as listed below. The amounts shown below shall be expended only for the purposes shown and are not available for expenditure for other purposes. Amounts appropriated above and identified in this provision as appropriations either for "Lease Payments to the Master Lease Purchase Program" or for items with a "(MLPP)" notation shall be expended only for the purpose of making lease-purchase payments to the Texas Public Finance Authority pursuant to the provisions of Government Code §1232.103.

	<u>2016</u>	<u>2017</u>
a. Repair or Rehabilitation of Buildings and Facilities		
(1) Workspace Remodeling ¹	\$ 430,000	\$ 0
b. Acquisition of Information Resource Technologies		
(1) Server, Storage and Network Lifecycle Replacement	127,805	27,500
(2) Software Replacement and Upgrades	115,408	115,408
(3) Desktop, Printer and Scanner Lifecycle Replacement	<u>\$ 59,500</u>	<u>\$ 57,400</u>
Total, Acquisition of Information Resource Technologies	<u>\$ 302,713</u>	<u>\$ 200,308</u>
Total, Capital Budget	<u><u>\$ 732,713</u></u>	<u><u>\$ 200,308</u></u>
Method of Financing (Capital Budget):		
General Revenue Fund	\$ 732,713	\$ 200,308
Total, Method of Financing	<u><u>\$ 732,713</u></u>	<u><u>\$ 200,308</u></u>

- 3. Salary Supplementation.²** In addition to the amount specified in the schedule of exempt positions for the salary of the Executive Director, the Texas Medical Board may approve a salary supplement not to exceed \$12,300 annually if the Executive Director is a medical doctor and an attorney.

TEXAS MEDICAL BOARD
(Continued)

4. Quarterly Financial Reports.

a. The Texas Medical Board shall submit the following information to the Legislative Budget Board, the Office of the Governor and the State Auditor's Office on a quarterly basis:

- (1) Information on appropriated, budgeted, expended, and projected funds and full-time-equivalents, by strategy and method of finance.
- (2) Information on appropriated, budgeted, expended, and projected revenues, including program income, interest earnings, fee revenues, and appropriated receipts.
- (3) Narrative explanations of significant budget adjustments, ongoing budget issues, and other items as appropriate.
- (4) Any other information requested by the Legislative Budget Board, the Office of the Governor or the State Auditor's Office.

b. The quarterly financial reports shall be prepared in a format specified by the Legislative Budget Board. It is further the intent of the Legislature that the Texas Medical Board comply with requirements related to the planning and submission of the Information Technology Detail to the Legislative Budget Board.

5. Contingency for Behavioral Health Funds. Notwithstanding appropriation authority granted above, the Comptroller of Public Accounts shall not allow the expenditure of General Revenue-Related behavioral health funds for the Texas Medical Board in Strategy B.1.2, Physician Health Program, in fiscal year 2017, as identified in Art. IX, Sec. 10.04, Statewide Behavioral Health Strategic Plan and Coordinated Expenditures, if the Legislative Budget Board provides notification to the Comptroller of Public Accounts that the agency's planned expenditure of those funds in fiscal year 2017 does not satisfy the requirements of Art. IX, Sec. 10.04, Statewide Behavioral Health Strategic Plan and Coordinated Expenditures.

¹ Incorporates Article IX, §18.56, of this Act, due to enactment of SB 202, 84th Legislature, Regular Session, relating to the transfer of certain licensing and regulatory programs, resulting in increases of \$2,070,947 in FY 2016 and \$1,569,317 in FY 2017 out of General Revenue funding and increase of 29.0 FTEs in FY 2016 and 29.0 FTEs in FY 2017. Capital Budget incorporates new item for workspace remodeling.

² Article IX, §18.02, of this Act, increases the salary of the Executive Director from \$142,371 to \$145,930 and the salary supplementation authority in Rider 3 of Texas Medical Board's bill pattern from \$12,000 to \$12,300.

TEXAS BOARD OF NURSING

	For the Years Ending	
	August 31, 2016	August 31, 2017
Method of Financing:		
General Revenue Fund	\$ 8,595,633	\$ 8,595,633
Appropriated Receipts	3,307,464	3,307,464
Total, Method of Financing	\$ 11,903,097	\$ 11,903,097
Other Direct and Indirect Costs Appropriated Elsewhere in this Act	\$ 2,285,814	\$ 2,361,771
This bill pattern represents an estimated 100% of this agency's estimated total available funds for the biennium.		
Number of Full-Time-Equivalents (FTE):	124.7	124.7
Schedule of Exempt Positions:		
Executive Director, Group 3 ¹	\$140,758	\$140,758

TEXAS BOARD OF NURSING
(Continued)

Items of Appropriation:

A. Goal: LICENSING

Accredit, Examine, and License Nurse Education and Practice.

A.1.1. Strategy: LICENSING	\$ 5,696,060	\$ 5,696,060
Operate Efficient System of Nursing Credential Verification.		
A.1.2. Strategy: TEXAS.GOV	\$ 645,398	\$ 645,398
Texas.gov. Estimated and Nontransferable.		
A.2.1. Strategy: ACCREDITATION	<u>\$ 556,820</u>	<u>\$ 556,820</u>
Accredit Programs That Include Essential Competencies Curricula.		
Total, Goal A: LICENSING	<u>\$ 6,898,278</u>	<u>\$ 6,898,278</u>

B. Goal: PROTECT PUBLIC

Protect Public and Enforce Nursing Practice Act.

B.1.1. Strategy: ADJUDICATE VIOLATIONS	\$ 3,269,929	\$ 3,269,929
Administer System of Enforcement and Adjudication.		
B.1.2. Strategy: PEER ASSISTANCE	<u>\$ 873,558</u>	<u>\$ 873,558</u>
Identify, Refer and Assist Those Nurses Whose Practice Is Impaired.		
Total, Goal B: PROTECT PUBLIC	<u>\$ 4,143,487</u>	<u>\$ 4,143,487</u>

C. Goal: INDIRECT ADMINISTRATION

C.1.1. Strategy: INDIRECT ADMIN - LICENSING	\$ 522,557	\$ 522,557
Indirect Administration for Licensing Programs.		
C.1.2. Strategy: INDIRECT ADMIN - ENFORCEMENT	<u>\$ 338,775</u>	<u>\$ 338,775</u>
Indirect Administration for Enforcement and Adjudication Programs.		
Total, Goal C: INDIRECT ADMINISTRATION	<u>\$ 861,332</u>	<u>\$ 861,332</u>

Grand Total, TEXAS BOARD OF NURSING \$ 11,903,097 \$ 11,903,097

Object-of-Expense Informational Listing:

Salaries and Wages	\$ 6,543,764	\$ 6,543,764
Other Personnel Costs	141,388	141,388
Professional Fees and Services	1,138,716	1,138,716
Consumable Supplies	107,500	107,500
Utilities	14,500	14,500
Travel	114,080	114,747
Rent - Building	30,500	30,500
Rent - Machine and Other	33,000	33,000
Other Operating Expense	<u>3,779,649</u>	<u>3,778,982</u>
Total, Object-of-Expense Informational Listing	<u>\$ 11,903,097</u>	<u>\$ 11,903,097</u>

Estimated Allocations for Employee Benefits and Debt Service Appropriations Made Elsewhere in this Act:

Employee Benefits

Retirement	\$ 560,003	\$ 561,854
Group Insurance	963,144	1,042,460
Social Security	458,483	460,590
Benefits Replacement	<u>10,251</u>	<u>9,278</u>
Subtotal, Employee Benefits	<u>\$ 1,991,881</u>	<u>\$ 2,074,182</u>

Debt Service

Lease Payments	<u>\$ 11,079</u>	<u>\$ 11,244</u>
Total, Estimated Allocations for Employee Benefits and Debt Service Appropriations Made Elsewhere in this Act	<u>\$ 2,002,960</u>	<u>\$ 2,085,426</u>

TEXAS BOARD OF NURSING
(Continued)

1. **Performance Measure Targets.** The following is a listing of the key performance target levels for the Texas Board of Nursing. It is the intent of the Legislature that appropriations made by this Act be utilized in the most efficient and effective manner possible to achieve the intended mission of the Texas Board of Nursing. In order to achieve the objectives and service standards established by this Act, the Texas Board of Nursing shall make every effort to attain the following designated key performance target levels associated with each item of appropriation.

	2016	2017
A. Goal: LICENSING		
Outcome (Results/Impact):		
Percentage of Licensees with No Recent Violations (RN)	98%	98%
Percent of Licensees Who Renew Online (RN)	92%	92%
Percent of New Individual Licenses Issued Online (RN)	77%	77%
Percentage of Licensees with No Recent Violations (LVN)	98%	98%
Percent of Licensees Who Renew Online (LVN)	88%	88%
Percent of New Individual Licenses Issued Online (LVN)	63%	63%
A.1.1. Strategy: LICENSING		
Output (Volume):		
Number of New Licenses Issued to Individuals (RN)	19,000	19,000
Number of Individual Licenses Renewed (RN)	125,000	130,000
Number of New Licenses Issued to Individuals (LVN)	6,250	6,250
Number of Individual Licenses Renewed (LVN)	47,000	47,000
B. Goal: PROTECT PUBLIC		
Outcome (Results/Impact):		
Percent of Complaints Resulting in Disciplinary Action (RN)	23%	23%
Percent of Complaints Resulting in Disciplinary Action (LVN)	24%	24%
B.1.1. Strategy: ADJUDICATE VIOLATIONS		
Output (Volume):		
Number of Complaints Resolved (RN)	10,000	10,000
Number of Complaints Resolved (LVN)	7,000	7,000
Efficiencies:		
Average Time for Complaint Resolution (Days) (RN)	185	185
Explanatory:		
Number of Jurisdictional Complaints Received (RN)	7,500	7,500
Number of Jurisdictional Complaints Received (LVN)	5,500	5,500
B.1.2. Strategy: PEER ASSISTANCE		
Output (Volume):		
Number of Licensed Individuals Participating in a Peer Assistance Program (RN)	600	600
Number of Licensed Individuals Participating in a Peer Assistance Program (LVN)	175	175

2. **Capital Budget.** None of the funds appropriated above may be expended for capital budget items except as listed below. The amounts shown below shall be expended only for the purposes shown and are not available for expenditure for other purposes. Amounts appropriated above and identified in this provision as appropriations either for "Lease Payments to the Master Lease Purchase Program" or for items with a "(MLPP)" notation shall be expended only for the purpose of making lease-purchase payments to the Texas Public Finance Authority pursuant to the provisions of Government Code §1232.103.

	2016	2017
a. Acquisition of Information Resource Technologies		
(1) PC Replacement	\$ 57,600	\$ 55,600
Total, Capital Budget	\$ 57,600	\$ 55,600
Method of Financing (Capital Budget):		
General Revenue Fund	\$ 57,600	\$ 55,600
Total, Method of Financing	\$ 57,600	\$ 55,600

3. **Texas Center for Nursing Workforce Studies Funding.** Out of amounts appropriated above in Strategy A.1.1, Licensing, the Board of Nursing shall establish an Interagency Contract with the Department of State Health Services to provide funding for the Texas Center for Nursing Workforce Studies of \$411,550 each year.

TEXAS BOARD OF NURSING
(Continued)

4. **Contingency for Behavioral Health Funds.** Notwithstanding appropriation authority granted above, the Comptroller of Public Accounts shall not allow the expenditure of General Revenue-Related behavioral health funds for the Board of Nursing in Strategy B.1.2, Peer Assistance Program, in fiscal year 2017, as identified in Art. IX, Sec. 10.04, Statewide Behavioral Health Strategic Plan and Coordinated Expenditures, if the Legislative Budget Board provides notification to the Comptroller of Public Accounts that the agency's planned expenditure of those funds in fiscal year 2017 does not satisfy the requirements of Art. IX, Sec. 10.04, Statewide Behavioral Health Strategic Plan and Coordinated Expenditures.

¹ Article IX, §18.02, of this Act, increases the salary of the Executive Director from \$137,325 to \$140,758.

OPTOMETRY BOARD

	For the Years Ending	
	August 31, 2016	August 31, 2017
	<u>2016</u>	<u>2017</u>
Method of Financing:		
General Revenue Fund	\$ 435,195	\$ 435,162
<u>Other Funds</u>		
Appropriated Receipts	8,000	8,000
Interagency Contracts	37,321	37,321
Subtotal, Other Funds	<u>\$ 45,321</u>	<u>\$ 45,321</u>
Total, Method of Financing	<u>\$ 480,516</u>	<u>\$ 480,483</u>
Other Direct and Indirect Costs Appropriated Elsewhere in this Act	\$ 139,868	\$ 144,300
This bill pattern represents an estimated 100% of this agency's estimated total available funds for the biennium.		
Number of Full-Time-Equivalents (FTE):	7.0	7.0
Schedule of Exempt Positions:		
Executive Director, Group 1 ¹	\$89,229	\$89,229
Items of Appropriation:		
A. Goal: LICENSURE AND ENFORCEMENT		
Manage Quality Program of Examination and Licensure, Enforce Statutes.		
A.1.1. Strategy: LICENSURE AND ENFORCEMENT	\$ 322,361	\$ 322,329
Operate an Efficient & Comprehensive Licensure & Enforcement System.		
A.1.2. Strategy: TEXAS.GOV	\$ 18,625	\$ 18,625
Texas.gov. Estimated and Nontransferable.		
A.1.3. Strategy: INDIRECT ADMINISTRATION	\$ 103,530	\$ 103,529
A.1.4. Strategy: PEER ASSISTANCE	<u>\$ 36,000</u>	<u>\$ 36,000</u>
Provide a Peer Assistance Program for Licensed Individuals.		
Total, Goal A: LICENSURE AND ENFORCEMENT	<u>\$ 480,516</u>	<u>\$ 480,483</u>
Grand Total, OPTOMETRY BOARD	<u>\$ 480,516</u>	<u>\$ 480,483</u>
Object-of-Expense Informational Listing:		
Salaries and Wages	\$ 309,347	\$ 309,347
Other Personnel Costs	17,500	17,500
Professional Fees and Services	41,350	41,350
Consumable Supplies	5,000	5,000
Utilities	500	500
Travel	19,550	19,550
Rent - Building	100	100
Rent - Machine and Other	2,000	2,000
Other Operating Expense	<u>85,169</u>	<u>85,136</u>
Total, Object-of-Expense Informational Listing	<u>\$ 480,516</u>	<u>\$ 480,483</u>
Estimated Allocations for Employee Benefits and Debt Service Appropriations Made Elsewhere in this Act:		
<u>Employee Benefits</u>		
Retirement	\$ 23,707	\$ 23,792
Group Insurance	66,121	72,153
Social Security	21,878	21,987
Benefits Replacement	<u>1,105</u>	<u>1,000</u>
Subtotal, Employee Benefits	<u>\$ 112,811</u>	<u>\$ 118,932</u>

OPTOMETRY BOARD
(Continued)

<u>Debt Service</u>		
Lease Payments	\$ 1,135	\$ 1,152
Total, Estimated Allocations for Employee Benefits and Debt Service Appropriations Made Elsewhere in this Act	\$ 113,946	\$ 120,084

- 1. Performance Measure Targets.** The following is a listing of the key performance target levels for the Optometry Board. It is the intent of the Legislature that appropriations made by this Act be utilized in the most efficient and effective manner possible to achieve the intended mission of the Optometry Board. In order to achieve the objectives and service standards established by this Act, the Optometry Board shall make every effort to attain the following designated key performance target levels associated with each item of appropriation.

	<u>2016</u>	<u>2017</u>
A. Goal: LICENSURE AND ENFORCEMENT		
Outcome (Results/Impact):		
Percent of Licensees with No Recent Violations	98%	98%
Percent of Licensees Who Renew Online	90%	90%
A.1.1. Strategy: LICENSURE AND ENFORCEMENT		
Output (Volume):		
Number of New Licenses Issued to Individuals	189	189
Number of Licenses Renewed (Individuals)	4,210	4,260
Number of Complaints Resolved	140	140
Number of Investigations Conducted	63	63
Efficiencies:		
Average Time for Complaint Resolution (Days)	115	115
A.1.4. Strategy: PEER ASSISTANCE		
Output (Volume):		
Number of Licensed Individuals Participating in a Peer Assistance Program	3	3

- 2. Contingency for Behavioral Health Funds.** Notwithstanding appropriation authority granted above, the Comptroller of Public Accounts shall not allow the expenditure of General Revenue-Related behavioral health funds for the Optometry Board in Strategy A.1.4, Peer Assistance, in fiscal year 2017, as identified in Art. IX, Sec. 10.04, Statewide Behavioral Health Strategic Plan and Coordinated Expenditures, if the Legislative Budget Board provides notification to the Comptroller of Public Accounts that the agency's planned expenditure of those funds in fiscal year 2017 does not satisfy the requirements of Art. IX, Sec. 10.04, Statewide Behavioral Health Strategic Plan and Coordinated Expenditures.

¹ Article IX, §18.02, of this Act, increases the salary of the Executive Director from \$87,053 to \$89,229.

BOARD OF PHARMACY

	For the Years Ending	
	August 31, 2016	August 31, 2017
Method of Financing:		
General Revenue Fund ¹	\$ 6,803,201	\$ 7,629,242
Appropriated Receipts	<u>7,730</u>	<u>7,730</u>
Total, Method of Financing	\$ 6,810,931	\$ 7,636,972
Other Direct and Indirect Costs Appropriated Elsewhere in this Act	\$ 1,586,532	\$ 1,787,439
This bill pattern represents an estimated 100% of this agency's estimated total available funds for the biennium.		
Number of Full-Time-Equivalents (FTE):¹	92.0	99.0

BOARD OF PHARMACY
(Continued)

Schedule of Exempt Positions:

Executive Director, Group 4 ²	\$130,462	\$130,462
--	-----------	-----------

Items of Appropriation:

A. Goal: MAINTAIN STANDARDS

Establish and Maintain Standards for Pharmacy Education and Practice.

A.1.1. Strategy: LICENSING¹ Operate an Application and Renewal Licensure System.	\$ 988,928	\$ 1,045,245
---	------------	--------------

A.1.2. Strategy: TEXAS.GOV Texas.gov. Estimated and Nontransferable.	\$ <u>173,463</u>	\$ <u>173,463</u>
--	-------------------	-------------------

Total, Goal A: MAINTAIN STANDARDS	\$ <u>1,162,391</u>	\$ <u>1,218,708</u>
--	---------------------	---------------------

B. Goal: ENFORCE REGULATIONS

Protect Public Health by Enforcing All Laws Relating to Practice.

B.1.1. Strategy: ENFORCEMENT¹ Operate System of Inspection Assistance Education.	\$ 4,551,681	\$ 5,254,881
---	--------------	--------------

B.1.2. Strategy: PEER ASSISTANCE Provide a Peer Assistance Program for Licensed Individuals.	\$ <u>228,740</u>	\$ <u>238,585</u>
--	-------------------	-------------------

Total, Goal B: ENFORCE REGULATIONS	\$ <u>4,780,421</u>	\$ <u>5,493,466</u>
---	---------------------	---------------------

C. Goal: INDIRECT ADMINISTRATION

C.1.1. Strategy: LICENSING - INDIRECT ADMINISTRATION¹	\$ 129,994	\$ 137,307
---	------------	------------

C.1.2. Strategy: ENFORCEMENT-INDIRECT ADMINISTRATION¹	\$ <u>738,125</u>	\$ <u>787,491</u>
---	-------------------	-------------------

Total, Goal C: INDIRECT ADMINISTRATION	\$ <u>868,119</u>	\$ <u>924,798</u>
---	-------------------	-------------------

Grand Total, BOARD OF PHARMACY	\$ <u><u>6,810,931</u></u>	\$ <u><u>7,636,972</u></u>
---------------------------------------	----------------------------	----------------------------

Object-of-Expense Informational Listing:

Salaries and Wages	\$ 4,993,611	\$ 5,392,445
Other Personnel Costs	137,439	308,635
Professional Fees and Services	301,134	565,819
Fuels and Lubricants	57,000	57,000
Consumable Supplies	44,344	44,344
Utilities	24,776	22,775
Travel	164,141	210,141
Rent - Building	3,920	3,920
Rent - Machine and Other	7,300	7,300
Other Operating Expense	979,598	997,768
Capital Expenditures	<u>97,668</u>	<u>26,825</u>

Total, Object-of-Expense Informational Listing	\$ <u><u>6,810,931</u></u>	\$ <u><u>7,636,972</u></u>
---	----------------------------	----------------------------

Estimated Allocations for Employee Benefits and Debt Service Appropriations Made Elsewhere in this Act:

Employee Benefits

Retirement	\$ 358,445	\$ 359,736
Group Insurance	777,249	843,504
Social Security	330,774	332,428
Benefits Replacement	<u>10,883</u>	<u>9,849</u>

Subtotal, Employee Benefits	\$ <u>1,477,351</u>	\$ <u>1,545,517</u>
-----------------------------	---------------------	---------------------

Debt Service

Lease Payments	\$ <u>6,473</u>	\$ <u>6,570</u>
----------------	-----------------	-----------------

Total, Estimated Allocations for Employee Benefits and Debt Service Appropriations Made Elsewhere in this Act	\$ <u>1,483,824</u>	\$ <u>1,552,087</u>
--	---------------------	---------------------

BOARD OF PHARMACY
(Continued)

- 1. Performance Measure Targets.** The following is a listing of the key performance target levels for the Board of Pharmacy. It is the intent of the Legislature that appropriations made by this Act be utilized in the most efficient and effective manner possible to achieve the intended mission of the Board of Pharmacy. In order to achieve the objectives and service standards established by this Act, the Board of Pharmacy shall make every effort to attain the following designated key performance target levels associated with each item of appropriation.

	2016	2017
A. Goal: MAINTAIN STANDARDS		
Outcome (Results/Impact):		
Percent of Licensees with No Recent Violations	95%	95%
Percent of Licensees Who Renew Online	94%	94%
A.1.1. Strategy: LICENSING		
Output (Volume):		
Number of New Licenses Issued to Individuals	1,500	1,500
Number of Licenses Renewed (Individuals)	15,447	17,000
Explanatory:		
Total Number of Business Facilities Licensed	7,500	7,500
B. Goal: ENFORCE REGULATIONS		
Outcome (Results/Impact):		
Percent of Complaints Resulting in Disciplinary Action	11%	11%
B.1.1. Strategy: ENFORCEMENT		
Output (Volume):		
Number of Complaints Resolved	5,420	5,420
Efficiencies:		
Average Time for Complaint Resolution (Days)	180	180
Explanatory:		
Number of Jurisdictional Complaints Received	5,620	5,620
B.1.2. Strategy: PEER ASSISTANCE		
Output (Volume):		
Number of Individuals Participating in a Peer Assistance Program	180	180

- 2. Capital Budget.** None of the funds appropriated above may be expended for capital budget items except as listed below. The amounts shown below shall be expended only for the purposes shown and are not available for expenditure for other purposes. Amounts appropriated above and identified in this provision as appropriations either for "Lease Payments to the Master Lease Purchase Program" or for items with a "(MLPP)" notation shall be expended only for the purpose of making lease-purchase payments to the Texas Public Finance Authority pursuant to the provisions of Government Code §1232.103.

	2016	2017
a. Acquisition of Information Resource Technologies		
(1) PC Replacement	\$ 40,525	\$ 26,825
(2) Acquisition of Information Technology	\$ 58,914	\$ 58,003
Total, Acquisition of Information Resource Technologies	\$ 99,439	\$ 84,828
Total, Capital Budget	\$ 99,439	\$ 84,828
 Method of Financing (Capital Budget):		
General Revenue Fund	\$ 99,439	\$ 84,828
Total, Method of Financing	\$ 99,439	\$ 84,828

- 3. Controlled Substance Forfeiture Program.** Amounts appropriated above in Strategy B.1.1, Enforcement, include \$56,741 in General Revenue in fiscal year 2016 only for the purpose of the Controlled Substance Forfeiture Program. In addition to amounts appropriated above, all forfeited money collected under federal or state forfeiture programs, proceeds from the sale of forfeited property or similar monetary awards related to the Board of Pharmacy's participation in the seizure of controlled substances or other contraband, are hereby appropriated to the Board of Pharmacy to be used for enforcement purposes. Any funds unexpended at the close of fiscal year 2016 are appropriated for fiscal year 2017. Any unexpended funds (estimated to be \$0) at the close of fiscal year 2015 collected under federal or state forfeiture programs, proceeds from the sale of forfeited property or similar monetary awards related to the Board of Pharmacy's participation in the seizure of controlled substances or other contraband are appropriated for fiscal year 2016.

BOARD OF PHARMACY
(Continued)

- 4. Contingency for Behavioral Health Funds.** Notwithstanding appropriation authority granted above, the Comptroller of Public Accounts shall not allow the expenditure of General Revenue-Related behavioral health funds for the Board of Pharmacy in Strategy B.1.2, Peer Assistance Program, in fiscal year 2017, as identified in Art. IX, Sec. 10.04, Statewide Behavioral Health Strategic Plan and Coordinated Expenditures, if the Legislative Budget Board provides notification to the Comptroller of Public Accounts that the agency's planned expenditure of those funds in fiscal year 2017 does not satisfy the requirements of Art. IX, Sec. 10.04, Statewide Behavioral Health Strategic Plan and Coordinated Expenditures.

¹ Incorporates Article IX, §18.55, of this Act, due to enactment of SB 195, 84th Legislature, Regular Session, relating to the Prescription Drug Monitoring Program, resulting in increases of \$800,913 out of General Revenue and 7.0 FTEs in Fiscal Year 2017.

² Article IX, §18.02, of this Act, increases the salary of the Executive Director from \$127,280 to \$130,462.

**EXECUTIVE COUNCIL OF PHYSICAL THERAPY &
OCCUPATIONAL THERAPY EXAMINERS**

	For the Years Ending	
	August 31, 2016	August 31, 2017
Method of Financing:		
General Revenue Fund	\$ 1,299,342	\$ 1,335,991
Appropriated Receipts	56,000	56,000
Total, Method of Financing	\$ 1,355,342	\$ 1,391,991
Other Direct and Indirect Costs Appropriated Elsewhere in this Act	\$ 384,336	\$ 403,769
This bill pattern represents an estimated 100% of this agency's estimated total available funds for the biennium.		
Number of Full-Time-Equivalents (FTE):	21.0	21.0
Schedule of Exempt Positions:		
Executive Director, Group 1 ¹	\$95,862	\$95,862
Items of Appropriation:		
A. Goal: LICENSING AND REGISTRATION		
License Physical and Occupational Therapists and Register Facilities.		
A.1.1. Strategy: OPERATE LICENSING SYSTEM	\$ 768,953	\$ 786,754
Issue and Renew Licenses and Register Facilities.		
A.1.2. Strategy: TEXAS.GOV	\$ 157,715	\$ 157,715
Texas.gov. Estimated and Nontransferable.		
Total, Goal A: LICENSING AND REGISTRATION	\$ 926,668	\$ 944,469
B. Goal: ENFORCEMENT		
Promote Compliance and Enforce PT and OT Practice Acts and Rules.		
B.1.1. Strategy: ADMINISTER ENFORCEMENT	\$ 419,637	\$ 438,486
Enforce the Physical Therapy and Occupational Therapy Practice Acts.		
C. Goal: INDIRECT ADMINISTRATION		
C.1.1. Strategy: LICENSING INDIRECT ADMINISTRATION	\$ 5,245	\$ 5,245

**EXECUTIVE COUNCIL OF PHYSICAL THERAPY &
OCCUPATIONAL THERAPY EXAMINERS**
(Continued)

C.1.2. Strategy: ENFORCEMENT INDIRECT ADMINISTRATION	\$ 3,792	\$ 3,791
---	----------	----------

Total, Goal C: INDIRECT ADMINISTRATION	\$ 9,037	\$ 9,036
---	----------	----------

Grand Total, EXECUTIVE COUNCIL OF PHYSICAL THERAPY & OCCUPATIONAL THERAPY EXAMINERS	\$ 1,355,342	\$ 1,391,991
--	--------------	--------------

Object-of-Expense Informational Listing:

Salaries and Wages	\$ 917,415	\$ 953,414
Other Personnel Costs	35,150	35,150
Professional Fees and Services	55,285	51,435
Consumable Supplies	13,000	13,000
Utilities	9,500	9,500
Travel	35,253	35,253
Rent - Building	350	350
Other Operating Expense	289,389	293,889

Total, Object-of-Expense Informational Listing	\$ 1,355,342	\$ 1,391,991
---	--------------	--------------

Estimated Allocations for Employee Benefits and Debt Service Appropriations Made Elsewhere in this Act:

Employee Benefits

Retirement	\$ 88,954	\$ 89,243
Group Insurance	179,060	193,567
Social Security	73,266	73,599
Benefits Replacement	4,193	3,795

Subtotal, Employee Benefits	\$ 345,473	\$ 360,204
-----------------------------	------------	------------

Debt Service

Lease Payments	\$ 2,751	\$ 2,793
----------------	----------	----------

Total, Estimated Allocations for Employee Benefits and Debt Service Appropriations Made Elsewhere in this Act	\$ 348,224	\$ 362,997
--	------------	------------

- 1. Performance Measure Targets.** The following is a listing of the key performance target levels for the Executive Council of Physical Therapy & Occupational Therapy Examiners. It is the intent of the Legislature that appropriations made by this Act be utilized in the most efficient and effective manner possible to achieve the intended mission of the Executive Council of Physical Therapy & Occupational Therapy Examiners. In order to achieve the objectives and service standards established by this Act, the Executive Council of Physical Therapy & Occupational Therapy Examiners shall make every effort to attain the following designated key performance target levels associated with each item of appropriation.

	2016	2017
A. Goal: LICENSING AND REGISTRATION		
Outcome (Results/Impact):		
Percent of Licensees with No Recent Violations:		
Physical Therapy	99%	99%
Percent of Licensees with No Recent Violations:		
Occupational Therapy	99%	99%
Percent of Licensees Who Renew Online	95%	95%
Percent of New Individual Licenses Issued Online	88%	88%
A.1.1. Strategy: OPERATE LICENSING SYSTEM		
Output (Volume):		
Number of New Licenses Issued to Individuals:		
Physical Therapy	2,300	2,400
Number of New Licenses Issued to Individuals:		
Occupational Therapy	1,300	1,350
Number of Licenses Renewed (Individuals): Physical Therapy	9,500	9,600
Number of Licenses Renewed (Individuals): Occupational Therapy	5,000	5,100
Explanatory:		
Total Number of PT and OT Facilities Registered	4,400	4,450

**EXECUTIVE COUNCIL OF PHYSICAL THERAPY &
OCCUPATIONAL THERAPY EXAMINERS**
(Continued)

B. Goal: ENFORCEMENT

Outcome (Results/Impact):

Percent of Complaints Resulting in Disciplinary Action: Physical Therapy	15%	15%
Percent of Complaints Resulting in Disciplinary Action: Occupational Therapy	15%	15%

B.1.1. Strategy: ADMINISTER ENFORCEMENT

Output (Volume):

Number of Complaints Resolved: Physical Therapy	450	450
Number of Complaints Resolved: Occupational Therapy	220	220

Efficiencies:

Average Time for Complaint Resolution: Physical Therapy (Days)	140	140
Average Time for Complaint Resolution: Occupational Therapy (Days)	140	140

Explanatory:

Number of Jurisdictional Complaints Received: Physical Therapy	460	470
Number of Jurisdictional Complaints Received: Occupational Therapy	200	210

¹ Article IX, §18.02, of this Act, increases the salary of the Executive Director from \$93,524 to \$95,862.

BOARD OF PLUMBING EXAMINERS

	For the Years Ending	
	August 31, 2016	August 31, 2017
	<u> </u>	<u> </u>
Method of Financing:		
General Revenue Fund	\$ 2,629,402	\$ 2,616,100
Appropriated Receipts	<u>36,100</u>	<u>36,100</u>
Total, Method of Financing	<u>\$ 2,665,502</u>	<u>\$ 2,652,200</u>
Other Direct and Indirect Costs Appropriated Elsewhere in this Act	\$ 790,817	\$ 827,155
This bill pattern represents an estimated 100% of this agency's estimated total available funds for the biennium.		
Number of Full-Time-Equivalents (FTE):	33.0	33.0
Schedule of Exempt Positions:		
Executive Director, Group 1 ¹	\$108,915	\$108,915
Items of Appropriation:		
A. Goal: ENSURE PUBLIC SAFETY/PLUMBING		
Ensure Public Health by Licensing and Registering Plumbers.		
A.1.1. Strategy: EXAMINE AND LICENSE PLUMBERS	\$ 904,500	\$ 906,000
Administer Competency Examinations, Issue and Renew Licenses.		
A.1.2. Strategy: TEXAS.GOV	\$ 155,000	\$ 155,000
Texas.gov. Estimated and Nontransferable.		
A.1.3. Strategy: INSPECTIONS AND ENFORCEMENT	<u>\$ 1,297,250</u>	<u>\$ 1,272,400</u>
Inspect and Monitor Job Sites, Investigate and Resolve Complaints.		
Total, Goal A: ENSURE PUBLIC SAFETY/PLUMBING	<u>\$ 2,356,750</u>	<u>\$ 2,333,400</u>
B. Goal: INDIRECT ADMINISTRATION		
B.1.1. Strategy: INDIRECT ADMIN - EXAM/LICENSE	\$ 131,068	\$ 137,600
Indirect Administration - Exam/License.		

BOARD OF PLUMBING EXAMINERS

(Continued)

B.1.2. Strategy: INDIRECT ADMIN - INSPECT/ENFORCE Indirect Administration - Inspections/Enforcement.	\$ 177,684	\$ 181,200
Total, Goal B: INDIRECT ADMINISTRATION	\$ 308,752	\$ 318,800
Grand Total, BOARD OF PLUMBING EXAMINERS	\$ 2,665,502	\$ 2,652,200

Object-of-Expense Informational Listing:

Salaries and Wages	\$ 1,551,477	\$ 1,554,477
Other Personnel Costs	45,000	48,900
Professional Fees and Services	15,000	28,500
Fuels and Lubricants	22,800	22,800
Consumable Supplies	28,800	28,800
Utilities	43,950	43,950
Travel	70,200	67,200
Rent - Building	234,800	234,800
Rent - Machine and Other	10,300	10,300
Other Operating Expense	620,175	612,473
Capital Expenditures	23,000	0
Total, Object-of-Expense Informational Listing	\$ 2,665,502	\$ 2,652,200

Estimated Allocations for Employee Benefits and Debt Service Appropriations Made Elsewhere in this Act:

<u>Employee Benefits</u>		
Retirement	\$ 143,176	\$ 143,692
Group Insurance	421,955	462,666
Social Security	98,749	99,243
Benefits Replacement	2,523	2,283
Subtotal, Employee Benefits	\$ 666,403	\$ 707,884
Total, Estimated Allocations for Employee Benefits and Debt Service Appropriations Made Elsewhere in this Act	\$ 666,403	\$ 707,884

- 1. Performance Measure Targets.** The following is a listing of the key performance target levels for the Board of Plumbing Examiners. It is the intent of the Legislature that appropriations made by this Act be utilized in the most efficient and effective manner possible to achieve the intended mission of the Board of Plumbing Examiners. In order to achieve the objectives and service standards established by this Act, the Board of Plumbing Examiners shall make every effort to attain the following designated key performance target levels associated with each item of appropriation.

	<u>2016</u>	<u>2017</u>
A. Goal: ENSURE PUBLIC SAFETY/PLUMBING		
Outcome (Results/Impact):		
Percentage of Complaints Resolved Resulting in Disciplinary Action	60%	60%
Percentage of Licensees with No Recent Violations	99%	99%
Percent of Licensees and Registrants Who Renew Online	47%	49%
Percent of New Individual Licenses, Registrations and Endorsements Issued Online	32%	34%
A.1.1. Strategy: EXAMINE AND LICENSE PLUMBERS		
Output (Volume):		
Number of New Licenses and Registrations Issued to Individuals ²	10,038	10,575
Number of Licenses, Registrations and Endorsements Renewed ²	42,100	44,200
Total Number of Licenses, Endorsements, and Registrations Issued ²	52,250	53,500
A.1.3. Strategy: INSPECTIONS AND ENFORCEMENT		
Output (Volume):		
Total Number of Compliance Checks Performed ²	11,650	12,500
Number of Investigations Conducted	1,150	1,200
Number of Complaints Resolved	1,250	1,260

BOARD OF PLUMBING EXAMINERS
(Continued)

2. **Surplus Property.** Notwithstanding Article IX, §8.02. Surplus Property, one hundred percent of the receipts to the Board of Plumbing Examiners from the sale of scrap metal is appropriated to the Board for the purpose of providing materials necessary to conduct licensing examinations during the biennium in which the receipts are received.

¹ Article IX, §18.02, of this Act, increases the salary of the Executive Director from \$106,259 to \$108,915.

² Modified to reflect technical correction to adjust performance measures to accurately reflect performance target levels.

BOARD OF PODIATRIC MEDICAL EXAMINERS

	For the Years Ending	
	August 31, 2016	August 31, 2017
Method of Financing:		
General Revenue Fund	\$ 287,680	\$ 282,919
Appropriated Receipts	3,200	3,200
Total, Method of Financing	\$ 290,880	\$ 286,119
Other Direct and Indirect Costs Appropriated Elsewhere in this Act	\$ 96,518	\$ 99,469
This bill pattern represents an estimated 100% of this agency's estimated total available funds for the biennium.		
Number of Full-Time-Equivalents (FTE):	4.0	4.0
Schedule of Exempt Positions:		
Executive Director, Group 1 ¹	\$92,058	\$92,058
Items of Appropriation:		
A. Goal: PROTECT TEXANS		
Protect Citizens of Texas from Incompetent and Unethical Podiatrists.		
A.1.1. Strategy: LICENSURE AND ENFORCEMENT	\$ 234,212	\$ 229,451
Provide Exams and Continuing Education & Investigate Violations of Act.		
A.1.2. Strategy: TEXAS.GOV	\$ 5,000	\$ 5,000
Texas.gov. Estimated and Nontransferable.		
A.1.3. Strategy: INDIRECT ADMINISTRATION	\$ 51,668	\$ 51,668
Total, Goal A: PROTECT TEXANS	\$ 290,880	\$ 286,119
Grand Total, BOARD OF PODIATRIC MEDICAL EXAMINERS	\$ 290,880	\$ 286,119
Object-of-Expense Informational Listing:		
Salaries and Wages	\$ 207,531	\$ 207,530
Other Personnel Costs	8,400	8,640
Professional Fees and Services	23,310	18,310
Consumable Supplies	3,200	3,200
Utilities	2,500	2,500
Travel	12,000	12,000
Other Operating Expense	33,939	33,939
Total, Object-of-Expense Informational Listing	\$ 290,880	\$ 286,119
Estimated Allocations for Employee Benefits and Debt Service Appropriations Made Elsewhere in this Act:		
<u>Employee Benefits</u>		
Retirement	\$ 19,085	\$ 19,155
Group Insurance	38,907	42,341

BOARD OF PODIATRIC MEDICAL EXAMINERS
(Continued)

Social Security	16,131	16,211
Subtotal, Employee Benefits	\$ 74,123	\$ 77,707
<u>Debt Service</u>		
Lease Payments	\$ 1,001	\$ 1,016
Total, Estimated Allocations for Employee Benefits and Debt Service Appropriations Made Elsewhere in this Act	\$ 75,124	\$ 78,723

- 1. Performance Measure Targets.** The following is a listing of the key performance target levels for the Board of Podiatric Medical Examiners. It is the intent of the Legislature that appropriations made by this Act be utilized in the most efficient and effective manner possible to achieve the intended mission of the Board of Podiatric Medical Examiners. In order to achieve the objectives and service standards established by this Act, the Board of Podiatric Medical Examiners shall make every effort to attain the following designated key performance target levels associated with each item of appropriation.

	2016	2017
A. Goal: PROTECT TEXANS		
Outcome (Results/Impact):		
Percent of Licensees with No Recent Violations	96%	96%
Percent of Documented Complaints Resolved within Six Months	76%	76%
Percent of Licensees Who Renew Online	65%	65%
A.1.1. Strategy: LICENSURE AND ENFORCEMENT		
Output (Volume):		
Number of New Licenses Issued to Individuals	50	50
Complaints Resolved	92	92
Efficiencies:		
Average Time for Complaint Resolution (Days)	300	300
Explanatory:		
Total Number of Individuals Licensed	1,545	1,545

¹ Article IX, §18.02, of this Act, increases the salary of the Executive Director from \$89,813 to \$92,058.

BOARD OF EXAMINERS OF PSYCHOLOGISTS

	For the Years Ending	
	August 31, 2016	August 31, 2017
Method of Financing:		
General Revenue Fund	\$ 801,010	\$ 800,937
<u>Other Funds</u>		
Appropriated Receipts	70,000	70,000
Interagency Contracts	27,398	27,398
Subtotal, Other Funds	\$ 97,398	\$ 97,398
Total, Method of Financing	\$ 898,408	\$ 898,335
Other Direct and Indirect Costs Appropriated Elsewhere in this Act	\$ 275,711	\$ 284,783
This bill pattern represents an estimated 100% of this agency's estimated total available funds for the biennium.		
Number of Full-Time-Equivalents (FTE):	13.5	13.5
Schedule of Exempt Positions:		
Executive Director, Group 1 ¹	\$94,164	\$94,164

BOARD OF EXAMINERS OF PSYCHOLOGISTS

(Continued)

Items of Appropriation:

A. Goal: LICENSURE

Protect Public through Quality Program of Licensure.

A.1.1. Strategy: LICENSING \$ 510,654 \$ 511,301

Operate Quality Program of Licensure.

A.1.2. Strategy: TEXAS.GOV \$ 37,000 \$ 37,000

Texas.gov. Estimated and Nontransferable.

Total, Goal A: LICENSURE \$ 547,654 \$ 548,301

B. Goal: ENFORCEMENT LAWS & RULES

Protect the Public through Enforcement of Laws & Rules.

B.1.1. Strategy: ENFORCEMENT \$ 341,811 \$ 341,091

Operate a Quality Investigation/Enforcement Program.

C. Goal: INDIRECT ADMINISTRATION

C.1.1. Strategy: INDIRECT ADMIN - LICENSING \$ 4,302 \$ 4,302

Indirect Administration - Licensing.

C.1.2. Strategy: INDIRECT ADMIN - ENFORCEMENT \$ 4,641 \$ 4,641

Indirect Administration - Enforcement.

Total, Goal C: INDIRECT ADMINISTRATION \$ 8,943 \$ 8,943

Grand Total, BOARD OF EXAMINERS OF PSYCHOLOGISTS \$ 898,408 \$ 898,335

Object-of-Expense Informational Listing:

Salaries and Wages \$ 646,630 \$ 644,629

Other Personnel Costs 29,538 31,538

Professional Fees and Services 6,670 6,670

Fuels and Lubricants 200 200

Consumable Supplies 6,115 6,115

Utilities 500 500

Travel 30,000 30,000

Rent - Building 2,100 2,100

Rent - Machine and Other 5,700 5,700

Other Operating Expense 170,955 170,883

Total, Object-of-Expense Informational Listing \$ 898,408 \$ 898,335

Estimated Allocations for Employee Benefits and Debt Service Appropriations Made Elsewhere in this Act:

Employee Benefits

Retirement \$ 54,908 \$ 55,105

Group Insurance 131,346 143,039

Social Security 50,364 50,616

Benefits Replacement 3,751 3,394

Subtotal, Employee Benefits \$ 240,369 \$ 252,154

Debt Service

Lease Payments \$ 2,063 \$ 2,094

Total, Estimated Allocations for Employee Benefits and Debt Service Appropriations Made Elsewhere in this Act \$ 242,432 \$ 254,248

- 1. Performance Measure Targets.** The following is a listing of the key performance target levels for the Board of Examiners of Psychologists. It is the intent of the Legislature that appropriations made by this Act be utilized in the most efficient and effective manner possible to achieve the intended mission of the Board of Examiners of Psychologists. In order to achieve the objectives and service standards established by this Act, the Board of Examiners of Psychologists shall make every effort to attain the following designated key performance target levels associated with each item of appropriation.

BOARD OF EXAMINERS OF PSYCHOLOGISTS
(Continued)

	2016	2017
A. Goal: LICENSURE		
Outcome (Results/Impact):		
Percent of Licensees with No Recent Violations	98%	98%
Percent of Licensees Who Renew Online	84%	84%
A.1.1. Strategy: LICENSING		
Output (Volume):		
Number of New Certificates/Licenses Issued to Individuals	645	645
Number of Certificates/Licenses Renewed (Individuals)	8,300	8,300
B. Goal: ENFORCEMENT LAWS & RULES		
Outcome (Results/Impact):		
Percent of Documented Complaints Resolved within Six Months	40%	40%
B.1.1. Strategy: ENFORCEMENT		
Output (Volume):		
Complaints Resolved	250	250
Efficiencies:		
Average Time for Complaint Resolution (Days)	215	215
Explanatory:		
Number of Jurisdictional Complaints Received	250	250

¹ Article IX, §18.02, of this Act, increases the salary of the Executive Director from \$91,867 to \$94,164.

RACING COMMISSION

	For the Years Ending	
	August 31, 2016	August 31, 2017
Method of Financing:		
GR Dedicated - Texas Racing Commission Account No. 597	\$ 7,681,200	\$ 7,722,747
Total, Method of Financing	\$ 7,681,200	\$ 7,722,747
Other Direct and Indirect Costs Appropriated Elsewhere in this Act		
	\$ 1,177,192	\$ 1,224,050
This bill pattern represents an estimated 100% of this agency's estimated total available funds for the biennium.		
Number of Full-Time-Equivalents (FTE):		
	51.2	51.2
Number of FTEs in Riders:		
	5.0	5.0
Schedule of Exempt Positions:		
Executive Director, Group 2 ¹	\$124,140	\$124,140
Items of Appropriation:		
A. Goal: ENFORCE RACING REGULATION		
Enforce Racing Regulations in Texas.		
A.1.1. Strategy: LICENSE/REGULATE RACETRACKS Provide Regulatory and Enforcement Services to Racetrack Owners.	\$ 359,315	\$ 359,975
A.2.1. Strategy: TEXAS BRED INCENTIVE PROGRAM Allocate TX Bred Funds. Estimated and Nontransferable.	\$ 3,475,000	\$ 3,475,000
A.3.1. Strategy: SUPERVISE & CONDUCT LIVE RACES Supervise the Conduct of Racing through Enforcement and Monitoring.	\$ 690,724	\$ 692,204
A.3.2. Strategy: MONITOR LICENSEE ACTIVITIES Monitor Occupational Licensee Activities.	\$ 245,602	\$ 243,522
A.4.1. Strategy: INSPECT & PROVIDE EMERGENCY CARE Inspect and Provide Emergency Care.	\$ 340,949	\$ 341,149

RACING COMMISSION
(Continued)

A.4.2. Strategy: ADMINISTER DRUG TESTS	\$ 283,998	\$ 284,898
Total, Goal A: ENFORCE RACING REGULATION	<u>\$ 5,395,588</u>	<u>\$ 5,396,748</u>
B. Goal: REGULATE PARTICIPATION Regulate the Participation in Racing.		
B.1.1. Strategy: OCCUPATIONAL LICENSING PROGRAM Administer the Occupational Licensing Program through Enforcement.	\$ 512,164	\$ 513,044
B.1.2. Strategy: TEXAS.GOV Texas.gov. Estimated and Nontransferable.	<u>\$ 22,500</u>	<u>\$ 22,500</u>
Total, Goal B: REGULATE PARTICIPATION	<u>\$ 534,664</u>	<u>\$ 535,544</u>
C. Goal: REGULATE PARI-MUTUEL WAGERING Regulate Pari-mutuel Wagering in Texas.		
C.1.1. Strategy: MONITOR WAGERING AND AUDIT Regulate Pari-mutuel Wagering to Maintain an Honest Racing Industry.	\$ 326,775	\$ 327,375
C.1.2. Strategy: WAGERING COMPLIANCE INSPECTIONS Conduct Wagering Compliance Inspections.	<u>\$ 167,211</u>	<u>\$ 167,631</u>
Total, Goal C: REGULATE PARI-MUTUEL WAGERING	<u>\$ 493,986</u>	<u>\$ 495,006</u>
D. Goal: INDIRECT ADMINISTRATION		
D.1.1. Strategy: CENTRAL ADMIN & OTHER SUPPORT SVCS Central Administration and Other Support Services.	\$ 742,938	\$ 756,949
D.1.2. Strategy: INFORMATION RESOURCES	<u>\$ 514,024</u>	<u>\$ 538,500</u>
Total, Goal D: INDIRECT ADMINISTRATION	<u>\$ 1,256,962</u>	<u>\$ 1,295,449</u>
Grand Total, RACING COMMISSION	<u><u>\$ 7,681,200</u></u>	<u><u>\$ 7,722,747</u></u>
Supplemental Appropriations Made in Riders:	\$ 635,637	\$ 635,637
Object-of-Expense Informational Listing:		
Salaries and Wages	\$ 3,205,380	\$ 3,205,379
Other Personnel Costs	157,105	173,477
Professional Fees and Services	173,500	173,500
Consumable Supplies	37,000	37,000
Utilities	59,200	59,200
Travel	288,300	288,300
Rent - Building	88,950	88,950
Rent - Machine and Other	9,500	9,500
Other Operating Expense	490,865	516,041
Grants	<u>3,807,037</u>	<u>3,807,037</u>
Total, Object-of-Expense Informational Listing	<u><u>\$ 8,316,837</u></u>	<u><u>\$ 8,358,384</u></u>
Estimated Allocations for Employee Benefits and Debt Service Appropriations Made Elsewhere in this Act:		
<u>Employee Benefits</u>		
Retirement	\$ 243,419	\$ 244,296
Group Insurance	627,827	688,979
Social Security	213,150	214,216
Benefits Replacement	<u>9,952</u>	<u>9,007</u>
Subtotal, Employee Benefits	<u>\$ 1,094,348</u>	<u>\$ 1,156,498</u>
Total, Estimated Allocations for Employee Benefits and Debt Service Appropriations Made Elsewhere in this Act	<u><u>\$ 1,094,348</u></u>	<u><u>\$ 1,156,498</u></u>

1. **Performance Measure Targets.** The following is a listing of the key performance target levels for the Racing Commission. It is the intent of the Legislature that appropriations made by this Act be utilized in the most efficient and effective manner possible to achieve the intended mission of

RACING COMMISSION
(Continued)

the Racing Commission. In order to achieve the objectives and service standards established by this Act, the Racing Commission shall make every effort to attain the following designated key performance target levels associated with each item of appropriation.

	<u>2016</u>	<u>2017</u>
A. Goal: ENFORCE RACING REGULATION		
Outcome (Results/Impact):		
Percentage of Investigations (Individuals) Resulting in Disciplinary Action	95%	95%
Percentage of Licensees with No Recent Violations	95%	95%
Percentage of Race Animals Injured or Dismissed from the Racetrack	0.4%	0.4%
A.1.1. Strategy: LICENSE/REGULATE RACETRACKS		
Output (Volume):		
Number of Racetrack Inspections	95	95
Explanatory:		
Number of Horse Tracks Regulated	10	10
Number of Greyhound Tracks Regulated	3	3
A.2.1. Strategy: TEXAS BRED INCENTIVE PROGRAM		
Output (Volume):		
Number of Texas Bred Awards	9,500	9,500
A.3.1. Strategy: SUPERVISE & CONDUCT LIVE RACES		
Output (Volume):		
Number of Occupational Licenses Suspended or Revoked	100	100
A.3.2. Strategy: MONITOR LICENSEE ACTIVITIES		
Output (Volume):		
Number of Investigations Completed	96	96
A.4.1. Strategy: INSPECT & PROVIDE EMERGENCY CARE		
Output (Volume):		
Number of Race Animals Inspected Pre-race	41,364	41,284
B. Goal: REGULATE PARTICIPATION		
Outcome (Results/Impact):		
Average Time Required to Issue a New Occupational License (Minutes)	13	13
B.1.1. Strategy: OCCUPATIONAL LICENSING PROGRAM		
Output (Volume):		
Number of New Occupational Licenses Issued	2,200	2,200
Number of Occupational Licenses Renewed	4,500	4,500
C. Goal: REGULATE PARI-MUTUEL WAGERING		
Outcome (Results/Impact):		
Percentage of Compliance Audits Passed	95%	95%
C.1.1. Strategy: MONITOR WAGERING AND AUDIT		
Explanatory:		
Total Pari-mutuel Handle (In Millions)	317	317
Total Take to the State Treasury from Pari-mutuel Wagering on Live and Simulcast Races	2,900,000	2,900,000
2. Texas Bred Incentive Program Receipts. Amounts set aside by the Texas Racing Act for the Texas Bred Incentive Program are appropriated above in Strategy A.2.1, Texas Bred Incentive Program.		
3. Criminal History Checks and Background Checks.		
a. Out of the funds appropriated above in Strategy B.1.1, Occupational Licensing Program, \$166,924 in fiscal year 2016 and \$166,924 in fiscal year 2017 are appropriated to the Racing Commission for the purpose of reimbursing the Department of Public Safety (DPS), Federal Bureau of Investigation (FBI), and/or any other entity authorized to conduct criminal history background checks for costs incurred in conducting criminal history checks or background checks on individuals seeking to transfer ownership interest in an existing racetrack license on Racing Commission license applicants and renewals. Any additional revenue received from occupational license fees to cover the costs of criminal history checks or background checks (estimated to be \$0) is hereby appropriated to the Racing Commission for the purpose of reimbursing the DPS, FBI, and/or any other entity authorized to conduct criminal history background checks.		
b. Before May 31, 2016, the Racing Commission shall submit a report to the Legislative Budget Board, in a format prescribed by the Legislative Budget Board, that details the		

RACING COMMISSION

(Continued)

amount collected and expended on criminal history checks and background checks to date and the amount the agency is projecting to collect and expend on criminal history checks and background checks for the remainder of the 2016-17 biennium.

- c. Any appropriation authority identified in subsection (a) of this rider not used for criminal history checks or background checks shall be lapsed by the Racing Commission.
4. **Texas Bred Incentive Program Awards.** None of the funds appropriated above for Texas Bred Incentive Program Awards may be expended for payments to a member serving on the commission. The Racing Commission shall take all necessary steps to ensure compliance with this provision.
5. **Contingent Appropriation: New Horse Racetrack or Reopening Horse Racetrack and Accredited Texas Bred Program.**
 - a. In addition to the amounts appropriated above, the Texas Racing Commission shall be appropriated \$303,600 out of funds collected by the agency and deposited to GR Dedicated-Texas Racing Commission Account No. 597 during each fiscal year of the 2016-17 biennium, in the following amounts for each new horse racetrack that begins operation for the first time during the biennium or for each reopening horse racetrack that initiates operations again during the biennium (estimated to be one new horse racetrack or reopening horse racetrack) contingent upon the Texas Racing Commission assessing fees sufficient to generate, in addition to revenue requirements elsewhere in this Act, during the 2016-17 biennium, \$371,420 for fiscal year 2016 and \$373,098 for fiscal year 2017 for each new horse racetrack or each reopening horse racetrack during the 2016-17 biennium in excess of \$8,523,000 in fiscal year 2016 and \$8,491,000 in fiscal year 2017 (Object Codes 3188, 3189, 3190, 3193, 3194, and 3197) contained in the Comptroller of Public Accounts' Biennial Revenue Estimate for fiscal years 2016 and 2017:
 - (1) \$97,900 in Strategy A.3.1, Supervise and Conduct Live Races;
 - (2) \$52,500 in Strategy A.3.2, Monitor Licensee Activities;
 - (3) \$54,850 in Strategy A.4.1, Inspect and Provide Emergency Care;
 - (4) \$18,350 in Strategy A.4.2, Administer Drug Tests;
 - (5) \$35,000 in Strategy B.1.1, Occupational Licensing Program;
 - (6) \$45,000 in Strategy C.1.1, Monitor Wagering and Audit.

Also, the "Number of Full-Time-Equivalents (FTE)" figure indicated above shall be increased by 5.0 FTEs in each fiscal year for each new horse racetrack that begins operations for the first time during the biennium or for each reopening horse racetrack that initiates operations again during the biennium contingent upon the Texas Racing Commission generating the amount of revenue indicated above for each new horse racetrack. The Texas Racing Commission upon completion of necessary actions to access or increase such additional revenue shall furnish copies of the Texas Racing Commission's minutes and other information supporting the estimated revenues to be generated for the 2016-17 biennium under the revised fee structure to the Comptroller of Public Accounts. If the Comptroller finds the information sufficient to support the projection of increased revenues, a finding of fact to that effect shall be issued and the contingent appropriation shall be made available for the intended purpose. For informational purposes, the amount of increased revenue identified above reflects amounts sufficient to cover direct appropriations of \$607,200 and other direct and indirect costs (estimated to be \$137,318 for the 2016-17 biennium).

- b. In addition to amounts appropriated above in GR Dedicated - Texas Racing Commission Account No. 597, the Texas Racing Commission shall be appropriated in Strategy A.2.1, Texas Bred Incentive Program, revenue set aside by the Texas Racing Act pursuant to VTCS, Article 179e § 6.08 (j) for the Texas Bred Incentive Program that is collected by the agency from each new horse racetrack that begins operations for the first time in the 2016-17 biennium or for each reopening horse racetrack that initiates operations again during the 2016-17 biennium in an amount not to exceed \$332,037 from GR Dedicated - Texas Racing Commission Account No. 597 each year for each new horse racetrack. Any appropriations from revenue collected by the agency from new horse racetracks for the Texas Bred Incentive Program during the 2016-17 biennium may be used only for that purpose and are not transferable to any other strategy.

RACING COMMISSION

(Continued)

c. For the purposes of this contingency rider, a "reopening horse racetrack" is a horse racetrack that has not operated live or simulcast race operations for 365 or more consecutive days prior to the reopening date for which live or simulcast operations are to be initiated again. Additionally, the reopening horse racetrack can not have ceased operations during the same biennium in which it initiates operations again.

- 6. Contingent Appropriation: New Racetrack Application.** All fees collected to cover the cost of the racetrack application process, in excess of the \$15,000 in each fiscal year to GR Dedicated - Texas Racing Commission Account No. 597 (Object Code 3191) in the Comptroller's Biennial Revenue Estimate (estimated to be \$0 each fiscal year), are hereby appropriated to Strategy A.1.1, License and Regulate Racetracks. Any appropriations from revenue collected by the agency from new racetrack applications shall be used only for the racetrack application review process for those racetracks that have a scheduled hearing before the State Office of Administrative Hearing or the Texas Racing Commission during the 2016-17 biennium and are not transferable to any other strategy.
- 7. Approval of Central Administration & Other Support Services.** None of the appropriations above in Strategy D.1.1, Central Admin & Other Support Services may be expended until the Texas Racing Commission receives written approval from the Legislative Budget Board.

¹ Article IX, §18.02, of this Act, increases the salary of the Executive Director from \$121,112 to \$124,140.

SECURITIES BOARD

	For the Years Ending	
	August 31, 2016	August 31, 2017
Method of Financing:		
General Revenue Fund ¹	\$ 7,182,560	\$ 7,182,561
Total, Method of Financing	\$ 7,182,560	\$ 7,182,561
Other Direct and Indirect Costs Appropriated Elsewhere in this Act¹	\$ 2,385,800	\$ 2,477,627
This bill pattern represents an estimated 100% of this agency's estimated total available funds for the biennium.		
Number of Full-Time-Equivalents (FTE):	104.0	104.0
Schedule of Exempt Positions:		
Securities Commissioner, Group 5 ²	\$142,929	\$142,929
Items of Appropriation:		
A. Goal: PROTECT INVESTORS		
Protect Investors and Assure Access to Capital for Business.		
A.1.1. Strategy: LAW ENFORCEMENT¹	\$ 2,808,151	\$ 2,806,471
Investigate Violations, Coordinate Appropriate Action by Authorities.		
A.2.1. Strategy: SECURITIES REGISTRATION¹	\$ 401,630	\$ 401,630
Review Security Documentation for Conformity.		
A.3.1. Strategy: DEALER REGISTRATION¹	\$ 450,323	\$ 450,323
Perform Extensive Review of Applications and Submissions.		
A.4.1. Strategy: INSPECT RECORDS¹	\$ 1,940,754	\$ 1,940,754
Inspect Dealer & Investment Adviser Records for Regulatory Compliance.		
Total, Goal A: PROTECT INVESTORS	\$ 5,600,858	\$ 5,599,178
B. Goal: INDIRECT ADMINISTRATION¹		
B.1.1. Strategy: CENTRAL ADMINISTRATION	\$ 1,350,000	\$ 1,351,200

SECURITIES BOARD
(Continued)

B.1.2. Strategy: INFORMATION TECHNOLOGY	\$ 231,702	\$ 232,183
Total, Goal B: INDIRECT ADMINISTRATION	\$ 1,581,702	\$ 1,583,383
Grand Total, SECURITIES BOARD	<u>\$ 7,182,560</u>	<u>\$ 7,182,561</u>

Object-of-Expense Informational Listing:

Salaries and Wages	\$ 6,043,167	\$ 6,043,168
Other Personnel Costs	152,807	164,091
Professional Fees and Services	51,300	50,800
Consumable Supplies	42,660	42,660
Utilities	34,403	34,403
Travel	227,573	227,573
Rent - Building	158,750	158,750
Rent - Machine and Other	24,500	24,500
Other Operating Expense	377,400	366,616
Capital Expenditures	<u>70,000</u>	<u>70,000</u>
Total, Object-of-Expense Informational Listing	<u>\$ 7,182,560</u>	<u>\$ 7,182,561</u>

Estimated Allocations for Employee Benefits and Debt Service Appropriations Made Elsewhere in this Act:

Employee Benefits

Retirement	\$ 558,113	\$ 560,123
Group Insurance	1,147,277	1,250,470
Social Security	443,370	445,587
Benefits Replacement	<u>9,672</u>	<u>8,753</u>
Subtotal, Employee Benefits	<u>\$ 2,158,432</u>	<u>\$ 2,264,933</u>

Total, Estimated Allocations for Employee Benefits and Debt Service Appropriations Made Elsewhere in this Act

\$ 2,158,432 \$ 2,264,933

- 1. Performance Measure Targets.** The following is a listing of the key performance target levels for the Securities Board. It is the intent of the Legislature that appropriations made by this Act be utilized in the most efficient and effective manner possible to achieve the intended mission of the Securities Board. In order to achieve the objectives and service standards established by this Act, the Securities Board shall make every effort to attain the following designated key performance target levels associated with each item of appropriation.

	<u>2016</u>	<u>2017</u>
A. Goal: PROTECT INVESTORS		
Outcome (Results/Impact):		
Percentage of Texas Dealers and Investment Advisers Inspected	25%	25%
Percentage of Inspected Dealers and Investment Advisers Found to Require Corrective Action	80%	80%
A.1.1. Strategy: LAW ENFORCEMENT		
Output (Volume):		
Number of Investigations Opened	414	414
A.2.1. Strategy: SECURITIES REGISTRATION		
Output (Volume):		
Number of Securities Filings and Submissions Processed	52,200	52,200
Explanatory:		
Revenues Deposited to the State Treasury from Securities Applications	102,000,000	102,000,000
A.3.1. Strategy: DEALER REGISTRATION		
Output (Volume):		
Number of Dealers, Agents, Investment Advisers, and Investment Advisor Representatives Applications and Submissions Processed	342,000	342,000
Explanatory:		
Number of Dealers, Agents, Investment Advisers, and Investment Advisor Representatives Licensed or Authorized	320,000	320,000
A.4.1. Strategy: INSPECT RECORDS		
Output (Volume):		
Number of Inspections Conducted	340	340

SECURITIES BOARD

(Continued)

- 2. Capital Budget.** None of the funds appropriated above may be expended for capital budget items except as listed below. The amounts shown below shall be expended only for the purposes shown and are not available for expenditure for other purposes. Amounts appropriated above and identified in this provision as appropriations either for "Lease Payments to the Master Lease Purchase Program" or for items with a "(MLPP)" notation shall be expended only for the purpose of making lease-purchase payments to the Texas Public Finance Authority pursuant to the provisions of Government Code §1232.103.

	<u>2016</u>	<u>2017</u>
a. Acquisition of Information Resource Technologies		
(1) Purchase of Information Technologies	\$ 63,800	\$ 5,912
(2) PC Replacement	\$ 6,200	\$ 64,088
 Total, Acquisition of Information Resource Technologies	 \$ 70,000	 \$ 70,000
 Total, Capital Budget	 \$ 70,000	 \$ 70,000
 Method of Financing (Capital Budget):		
General Revenue Fund	\$ 70,000	\$ 70,000
 Total, Method of Financing	 \$ 70,000	 \$ 70,000

- 3. Contingency for HB 2493.¹** ~~Amounts appropriated above include \$557,352 in fiscal year 2016 and \$636,688 in fiscal year 2017 in General Revenue for the purpose of employee merit salary increases contingent upon House Bill 2493, or similar legislation relating to the classification of the agency as a Self-Directed and Semi-Independent agency, not being enacted.~~

¹ Appropriations referenced in Rider 3, Contingency for HB 2493, were vetoed, resulting in decreases of \$557,352 in FY 2016 and \$636,688 in FY 2017 out of General Revenue funds. See the Governor's Veto Proclamation.

² Article IX, §18.02, of this Act, increases the salary of the Securities Commissioner from \$139,443 to \$142,929.

PUBLIC UTILITY COMMISSION OF TEXAS

	For the Years Ending August 31, <u>2016</u>	August 31, <u>2017</u>
Method of Financing:		
General Revenue Fund	\$ 4,828,720	\$ 13,555,763
 <u>General Revenue Fund - Dedicated</u>		
Water Resource Management Account No. 153	2,648,770	2,648,770
System Benefit Account No. 5100 ¹	334,248,293	0
 Subtotal, General Revenue Fund - Dedicated	 \$ 336,897,063	 \$ 2,648,770
 Appropriated Receipts	 475,000	 475,000
 Total, Method of Financing	 \$ 342,200,783	 \$ 16,679,533
 This bill pattern represents an estimated 100% of this agency's estimated total available funds for the biennium.		
 Number of Full-Time-Equivalents (FTE):	217.0	217.0
 Schedule of Exempt Positions:²		
Executive Director, Group 4	\$158,076	\$158,076
Commission Chairman, Group 6	184,500	184,500
Commissioner, Group 6	(2) 184,500	(2) 184,500

PUBLIC UTILITY COMMISSION OF TEXAS
(Continued)

- 1. Performance Measure Targets.** The following is a listing of the key performance target levels for the Public Utility Commission of Texas. It is the intent of the Legislature that appropriations made by this Act be utilized in the most efficient and effective manner possible to achieve the intended mission of the Public Utility Commission of Texas. In order to achieve the objectives and service standards established by this Act, the Public Utility Commission of Texas shall make every effort to attain the following designated key performance target levels associated with each item of appropriation.

	<u>2016</u>	<u>2017</u>
A. Goal: COMPETITION/CHOICE/RATES/SERVICE		
Outcome (Results/Impact):		
Percent of Texas Cities Served by Three or More Certificated Telecommunication Providers	75%	75%
Average Price of Electricity Per kWh in Texas for Residential Customers from Competitive Suppliers as a Percentage of the National Residential Average	99%	100%
Average Annual Residential Electric Bill from Competitive Suppliers as a Percentage of the National Average	119%	116%
Average Price of Electricity per kWh for Residential Customers from Competitive Suppliers in Texas Offered on the Power-to-Choose Website as a Percentage of the National Average Cost of Electricity for the Same Class of Service	90%	90%
Average Annual Residential Telephone Bill in Texas as a Percentage of the National Average	110%	108%
A.1.1. Strategy: MARKET COMPETITION		
Output (Volume):		
Number of Investigations Conducted for Market Power, Market Design, or Anti-competitive Conduct in the Electric Market	8	8
Number of Cases Completed Related to Competition Among Providers	350	350
Efficiencies:		
Average Number of Days to Process an Application for a Certificate of Authority and Service Provider Certificate of Authority	60	60
A.2.1. Strategy: UTILITY REGULATION		
Output (Volume):		
Number of Rate Cases Completed for Regulated Electric Utilities	50	50
Number of Rate Cases Completed for Regulated Telecommunications Providers	10	10
Number of Water Utility Rate Reviews Performed	450	450
Number of Water Certificate of Convenience Applications Processed	130	130
Efficiencies:		
Average Number of Days to Process a Major Rate Case for a Transmission and Distribution Utility	220	220
B. Goal: EDUCATION AND CUSTOMER ASSISTANCE		
Outcome (Results/Impact):		
Percentage of Customer Complaints Resolved through Informal Complaint Resolution Process	99%	99%
B.1.1. Strategy: INFORMATION AND EDUCATION EFFORTS		
Output (Volume):		
Number of Information Requests to Which Responses Were Provided	70,000	70,000
Efficiencies:		
Percent of Customer Information Product Distributed Electronically	80%	80%
Explanatory:		
Number of Website Hits to Customer Protection Home Page	360,000	360,000
B.2.1. Strategy: ASSIST CUSTOMERS		
Output (Volume):		
Number of Customer Complaints Concluded	9,000	9,000
Efficiencies:		
Average Number of Days to Conclude Customer Complaints	15	15
C. Goal: ELECTRIC UTILITY RESTRUCTURING		
Outcome (Results/Impact):		
Percent of Eligible Low-income Customers Provided a Discount for Electric Service	96%	0%

PUBLIC UTILITY COMMISSION OF TEXAS
(Continued)

- 2. Capital Budget.** None of the funds appropriated above may be expended for capital budget items except as listed below. The amounts shown below shall be expended only for the purposes shown and are not available for expenditure for other purposes. Amounts appropriated above and identified in this provision as appropriations either for "Lease Payments to the Master Lease Purchase Program" or for items with a "(MLPP)" notation shall be expended only for the purpose of making lease-purchase payments to the Texas Public Finance Authority pursuant to the provisions of Government Code §1232.103.

	2016	2017
a. Acquisition of Information Resource Technologies		
(1) PC Replacement	\$ 98,000	\$ 98,000
b. Data Center Consolidation		
(1) Data Center Consolidation	\$ 445,394	\$ 436,168
Total, Capital Budget	\$ 543,394	\$ 534,168
Method of Financing (Capital Budget):		
General Revenue Fund	\$ 543,394	\$ 534,168
Total, Method of Financing	\$ 543,394	\$ 534,168

- 3. Transfer Authority.** The Public Utility Commission shall not transfer an appropriation to or from any item under Strategy C.1.1, Energy Assistance, and shall not expend amounts above those appropriated above in Strategy C.1.1, Energy Assistance.
- 4. System Benefit Account Reporting.** The Public Utility Commission shall submit a quarterly report to the Legislative Budget Board and the Governor on revenues and expenditures made from the GR Dedicated - System Benefit Account No. 5100. The report shall be submitted with documentation as specified by the Legislative Budget Board and the Governor.
- 5. Allocation of System Benefit Account.** Appropriations from the GR Dedicated - System Benefit Account No. 5100 have been allocated throughout this act for the 2016-17 biennium as follows:

	2016	2017
Public Utility Commission:		
Electric Market Oversight		
Wholesale and Retail Market	\$ 7,169,492	\$ 0
Low Income Discount	\$ 98,521,250	\$ 0
Customer Education	\$ 750,000	\$ 0
Administration	\$ 807,551	\$ 0
Total	\$ 107,248,293	\$ 0

- 6. Low Income Discount.** All amounts appropriated above in Strategy C.1.1, Energy Assistance, shall only be expended to provide a discount pursuant to §39.9039(b), Utilities Code.
- 7. Contingency Appropriation: System Benefit Fund.¹**
- a. Included in the amounts appropriated above, the projected balance of the System Benefit Fund Account No. 5100 at the end of fiscal year 2016 (estimated to be \$227 million) is appropriated to the agency in Strategy C.1.1, Energy Assistance contingent upon passage of legislation that authorizes the Public Utility Commission to set a rate or time period for the low income discount sufficient to use the entire balance by the end of fiscal year 2017 and does not reauthorize fees to be paid into the fund. This allocation to the Low Income Discount program is in addition to the amounts listed in Rider 5. Allocation of System Benefit Account. Any

PUBLIC UTILITY COMMISSION OF TEXAS
(Continued)

unexpended balances remaining as of August 31, 2016 are appropriated to the Public Utility Commission in the fiscal biennium beginning September 1, 2016, for the same purpose.

- b. In the event that legislation relating to the appropriation of the projected balance of the System Benefit Fund Account No. 5100 is not enacted by the Eighty-fourth Legislature, Regular Session, appropriations made to the Public Utility Commission out of the General Revenue Fund in fiscal year 2017 are increased in Strategy C.1.1, Energy Assistance, by an amount equal to the total General Revenue-Dedicated funds remaining in the System Benefit Fund Account No. 5100 as of August 31, 2016 (estimated to be \$227 million).

¹ Incorporates Rider 7, Contingency Appropriation: System Benefit Fund, due to enactment of HB 1101 and HB 7, 84th Legislature, Regular Session, relating to the amounts, availability, and use of certain statutorily dedicated revenue and accounts, resulting in reallocation of funds previously included in Supplemental Appropriations Made in Riders of \$227,000,000 in FY 2016 to General Revenue-Dedicated - System Benefit Account No. 5100.
² Article IX, §18.02, of this Act, increases the salary of the Executive Director from \$154,220 to \$158,076 and the Commissioners from \$180,000 to \$184,500.

OFFICE OF PUBLIC UTILITY COUNSEL

	For the Years Ending	
	August 31, 2016	August 31, 2017
Method of Financing:		
General Revenue Fund	\$ 1,692,568	\$ 1,692,568
GR Dedicated - Water Resource Management Account No. 153	509,054	509,054
Total, Method of Financing	\$ 2,201,622	\$ 2,201,622
 This bill pattern represents an estimated 100% of this agency's estimated total available funds for the biennium.		
Number of Full-Time-Equivalents (FTE):	25.5	25.5
Schedule of Exempt Positions:		
Public Counsel, Group 4 ¹	\$131,151	\$131,151
Items of Appropriation:		
A. Goal: EQUITABLE UTILITY RATES Equitable Utility Rates for Residential and Small Commercial Consumers.		
A.1.1. Strategy: PARTICIPATION IN CASES Participate in Major Utility Cases.	\$ 1,541,136	\$ 1,541,136
B. Goal: CONSUMER PROTECTION Protect Consumer Interests in Utility Markets.		
B.1.1. Strategy: UTILITY PROJECTS Participate in Major Utility Projects Affecting Consumers.	\$ 660,486	\$ 660,486
 Grand Total, OFFICE OF PUBLIC UTILITY COUNSEL	\$ 2,201,622	\$ 2,201,622
Object-of-Expense Informational Listing:		
Salaries and Wages	\$ 1,691,365	\$ 1,691,365
Other Personnel Costs	65,998	65,998
Professional Fees and Services	313,756	313,756
Consumable Supplies	12,500	12,500
Utilities	2,550	2,550
Travel	9,120	9,120
Rent - Building	3,264	3,264
Rent - Machine and Other	23,926	23,926

OFFICE OF PUBLIC UTILITY COUNSEL
(Continued)

Other Operating Expense	79,143	79,143
Total, Object-of-Expense Informational Listing	\$ 2,201,622	\$ 2,201,622

Estimated Allocations for Employee Benefits and Debt Service Appropriations Made Elsewhere in this Act:

<u>Employee Benefits</u>		
Retirement	\$ 109,783	\$ 110,178
Group Insurance	188,882	205,363
Social Security	102,492	103,004
Benefits Replacement	4,155	3,760
Subtotal, Employee Benefits	\$ 405,312	\$ 422,305
<u>Debt Service</u>		
Lease Payments	\$ 12,253	\$ 11,307
Total, Estimated Allocations for Employee Benefits and Debt Service Appropriations Made Elsewhere in this Act	\$ 417,565	\$ 433,612

- 1. Performance Measure Targets.** The following is a listing of the key performance target levels for the Office of Public Utility Counsel. It is the intent of the Legislature that appropriations made by this Act be utilized in the most efficient and effective manner possible to achieve the intended mission of the Office of Public Utility Counsel. In order to achieve the objectives and service standards established by this Act, the Office of Public Utility Counsel shall make every effort to attain the following designated key performance target levels associated with each item of appropriation.

	2016	2017
A. Goal: EQUITABLE UTILITY RATES		
Outcome (Results/Impact):		
Percentage of OPUC Utility Cases that are Competition Related	40%	40%
A.1.1. Strategy: PARTICIPATION IN CASES		
Output (Volume):		
Number of Utility Cases in which OPUC Participates	30	30
Efficiencies:		
Average Cost Per Utility Case in which OPUC Participates	47,674	47,674

¹ Article IX, §18.02, of this Act, increases the salary of the Public Counsel from \$127,952 to \$131,151.

BOARD OF VETERINARY MEDICAL EXAMINERS

	For the Years Ending	
	August 31, 2016	August 31, 2017
Method of Financing:		
General Revenue Fund	\$ 1,285,510	\$ 1,285,512
Appropriated Receipts	4,300	4,300
Total, Method of Financing	\$ 1,289,810	\$ 1,289,812
Other Direct and Indirect Costs Appropriated Elsewhere in this Act	\$ 393,547	\$ 406,438
This bill pattern represents an estimated 100% of this agency's estimated total available funds for the biennium.		
Number of Full-Time-Equivalents (FTE):	20.0	20.0

BOARD OF VETERINARY MEDICAL EXAMINERS

(Continued)

Schedule of Exempt Positions:

Executive Director, Group 2 ¹	\$95,316	\$95,316
--	----------	----------

Items of Appropriation:

A. Goal: VETERINARY REGULATION

Implement Standards of Veterinary Practice, Enforce Statutes and Rules.

A.1.1. Strategy: OPERATE LICENSURE SYSTEM Examine and License Veterinarians and Renew Licenses.	\$ 233,459	\$ 233,459
A.1.2. Strategy: TEXAS.GOV Texas.gov. Estimated and Nontransferable.	\$ 40,000	\$ 40,000
A.2.1. Strategy: COMPLAINTS AND ACTION Investigate Complaints, Take Disciplinary Action, Compliance Program.	\$ 866,351	\$ 866,353
A.2.2. Strategy: PEER ASSISTANCE Provide a Peer Assistance Program for Licensed Individuals.	<u>\$ 30,000</u>	<u>\$ 30,000</u>
Total, Goal A: VETERINARY REGULATION	<u>\$ 1,169,810</u>	<u>\$ 1,169,812</u>

B. Goal: INDIRECT ADMINISTRATION

B.1.1. Strategy: LICENSING INDIRECT ADMINISTRATION	\$ 35,000	\$ 35,000
B.1.2. Strategy: COMPLAINTS & ACTION INDIRECT ADMIN Complaints and Action Indirect Administration.	<u>\$ 85,000</u>	<u>\$ 85,000</u>
Total, Goal B: INDIRECT ADMINISTRATION	<u>\$ 120,000</u>	<u>\$ 120,000</u>

Grand Total, BOARD OF VETERINARY MEDICAL EXAMINERS	<u>\$ 1,289,810</u>	<u>\$ 1,289,812</u>
---	---------------------	---------------------

Object-of-Expense Informational Listing:

Salaries and Wages	\$ 939,809	\$ 939,809
Other Personnel Costs	69,349	69,349
Professional Fees and Services	76,981	76,981
Consumable Supplies	14,000	14,000
Utilities	2,700	2,700
Travel	36,827	36,827
Rent - Building	1,400	1,400
Rent - Machine and Other	6,000	6,000
Other Operating Expense	128,744	128,746
Capital Expenditures	<u>14,000</u>	<u>14,000</u>
Total, Object-of-Expense Informational Listing	<u>\$ 1,289,810</u>	<u>\$ 1,289,812</u>

Estimated Allocations for Employee Benefits and Debt Service Appropriations Made Elsewhere in this Act:

Employee Benefits

Retirement	\$ 78,066	\$ 78,331
Group Insurance	162,521	176,690
Social Security	67,582	67,903
Benefits Replacement	<u>841</u>	<u>761</u>
Subtotal, Employee Benefits	<u>\$ 309,010</u>	<u>\$ 323,685</u>

Debt Service

Lease Payments	<u>\$ 1,797</u>	<u>\$ 1,824</u>
----------------	-----------------	-----------------

Total, Estimated Allocations for Employee Benefits and Debt Service Appropriations Made Elsewhere in this Act	<u>\$ 310,807</u>	<u>\$ 325,509</u>
--	-------------------	-------------------

1. **Performance Measure Targets.** The following is a listing of the key performance target levels for the Board of Veterinary Medical Examiners. It is the intent of the Legislature that appropriations made by this Act be utilized in the most efficient and effective manner possible to achieve the intended mission of the Board of Veterinary Medical Examiners. In order to achieve

BOARD OF VETERINARY MEDICAL EXAMINERS

(Continued)

the objectives and service standards established by this Act, the Board of Veterinary Medical Examiners shall make every effort to attain the following designated key performance target levels associated with each item of appropriation.

	2016	2017
A. Goal: VETERINARY REGULATION		
Outcome (Results/Impact):		
Percentage of Licensees with No Recent Violations	97%	97%
Percent of Licensees Who Renew Online	91%	91%
Percentage of Complaints Resulting in Disciplinary Action	34%	34%
Recidivism Rate for Peer Assistance Programs	0%	0%
A.1.1. Strategy: OPERATE LICENSURE SYSTEM		
Output (Volume):		
Number of New Licenses Issued to Individuals	685	690
Number of Licenses Renewed (Individuals)	8,400	8,500
A.2.1. Strategy: COMPLAINTS AND ACTION		
Output (Volume):		
Number of Complaints Resolved	500	500
Efficiencies:		
Average Time for Complaint Resolution (Days)	180	180
Explanatory:		
Number of Jurisdictional Complaints Received	400	400
A.2.2. Strategy: PEER ASSISTANCE		
Output (Volume):		
Number of Individuals Participating in a Peer Assistance Program	22	22
2. Contingency for Behavioral Health Funds.	Notwithstanding appropriation authority granted above, the Comptroller of Public Accounts shall not allow the expenditure of General Revenue-Related behavioral health funds for the Board of Veterinary Medical Examiners in Strategy A.2.2, Peer Assistance, in fiscal year 2017, as identified in Art. IX, Sec. 10.04, Statewide Behavioral Health Strategic Plan and Coordinated Expenditures, if the Legislative Budget Board provides notification to the Comptroller of Public Accounts that the agency's planned expenditure of those funds in fiscal year 2017 does not satisfy the requirements of Art. IX, Sec. 10.04, Statewide Behavioral Health Strategic Plan and Coordinated Expenditures.	

¹ Article IX, §18.02, of this Act, increases the salary of the Executive Director from \$92,991 to \$95,316.

RETIREMENT AND GROUP INSURANCE

	For the Years Ending	
	August 31, 2016	August 31, 2017
Method of Financing:		
General Revenue Fund, estimated ^{1,2}	\$ 20,070,786	\$ 21,274,712
General Revenue Dedicated Accounts, estimated ^{1,2}	26,802,570	28,653,515
Federal Funds, estimated ²	2,077,332	2,220,753
Total, Method of Financing	\$ 48,950,688	\$ 52,148,980
Items of Appropriation:		
A. Goal: EMPLOYEES RETIREMENT SYSTEM		
A.1.1. Strategy: RETIREMENT CONTRIBUTIONS^{1,2}	\$ 14,601,484	\$ 14,653,586
Retirement Contributions. Estimated.		
A.1.2. Strategy: GROUP INSURANCE¹	\$ 34,349,204	\$ 37,495,394
Group Insurance Contributions. Estimated.		
Total, Goal A: EMPLOYEES RETIREMENT SYSTEM	\$ 48,950,688	\$ 52,148,980
Grand Total, RETIREMENT AND GROUP INSURANCE	\$ 48,950,688	\$ 52,148,980

RETIREMENT AND GROUP INSURANCE
(Continued)

¹ Incorporates Article IX, §18.04, of this Act, relating to Additional Benefits for FTE Increases, totaling \$166,555 in FY 2016 and \$173,993 in FY 2017 out of General Revenue and \$177,659 in FY 2016 and \$185,593 in FY 2017 out of General Revenue-Dedicated Accounts, affecting several strategies.

² Incorporates Article IX, §18.11, of this Act, due to enactment of HB 9, 84th Legislature, Regular Session, relating to eliminating the 90-day waiting period for state contributions to the Employees Retirement System for Retirement, resulting in increases of \$170,288 in FY 2016 and \$169,329 in FY 2017 out of General Revenue, increases of \$197,805 in FY 2016 and \$197,564 in FY 2017 out of General Revenue-Dedicated Accounts, and increases of \$16,187 in FY 2016 and \$16,438 in FY 2017 out of Federal Funds.

SOCIAL SECURITY AND BENEFIT REPLACEMENT PAY

	For the Years Ending	
	August 31, 2016	August 31, 2017
Method of Financing:		
General Revenue Fund, estimated ¹	\$ 5,628,265	\$ 5,639,274
General Revenue Dedicated Accounts, estimated ¹	5,971,266	5,968,830
Federal Funds, estimated	451,637	451,444
Total, Method of Financing	\$ 12,051,168	\$ 12,059,548
Items of Appropriation:		
A. Goal: SOCIAL SECURITY/BENEFIT REPLACEMENT		
Comptroller - Social Security.		
A.1.1. Strategy: STATE MATCH -- EMPLOYER¹	\$ 11,537,653	\$ 11,594,817
State Match — Employer. Estimated.		
A.1.2. Strategy: BENEFIT REPLACEMENT PAY	\$ 513,515	\$ 464,731
Benefit Replacement Pay. Estimated.		
Total, Goal A: SOCIAL SECURITY/BENEFIT REPLACEMENT	\$ 12,051,168	\$ 12,059,548
Grand Total, SOCIAL SECURITY AND BENEFIT REPLACEMENT PAY	\$ 12,051,168	\$ 12,059,548

¹ Incorporates Article IX, §18.04, of this Act, relating to Additional Benefits for FTE Increases, totaling \$50,585 out of General Revenue and \$53,958 out of General Revenue-Dedicated Accounts in each fiscal year of the biennium.

LEASE PAYMENTS

	For the Years Ending	
	August 31, 2016	August 31, 2017
Method of Financing:		
General Revenue Fund	\$ 351,305	\$ 332,364
GR Dedicated - Texas Department of Insurance Operating Fund Account No. 036	165,066	167,534
Total, Method of Financing	\$ 516,371	\$ 499,898
Items of Appropriation:		
A. Goal: FINANCE CAPITAL PROJECTS		
A.1.1. Strategy: LEASE PAYMENTS	\$ 516,371	\$ 499,898
To TFC for Payment to TPFA.		& UB
Grand Total, LEASE PAYMENTS	\$ 516,371	\$ 499,898

SPECIAL PROVISIONS RELATING TO ALL REGULATORY AGENCIES

Sec. 2. Appropriations Limited to Revenue Collections. It is the intent of the Legislature that fees, fines, and other miscellaneous revenues as authorized and generated by each of the following agencies cover, at a minimum, the cost of appropriations made above and elsewhere in this Act to those agencies as well as an amount equal to the amount identified in the informational item "Other Direct and Indirect Costs Appropriated Elsewhere in this Act."

Board of Chiropractic Examiners
 Texas State Board of Dental Examiners
 Funeral Service Commission
 Board of Professional Geoscientists
 Office of Injured Employee Counsel
 Department of Insurance
 Office of Public Insurance Counsel
 Board of Professional Land Surveying
 Department of Licensing and Regulation
 Texas Medical Board
 Texas Board of Nursing
 Optometry Board
 Board of Pharmacy
 Executive Council of Physical Therapy and Occupational Therapy Examiners
 Board of Plumbing Examiners
 Board of Podiatric Medical Examiners
 Board of Examiners of Psychologists
 Racing Commission
 Securities Board
 Board of Veterinary Medical Examiners

In the event that actual and/or projected revenue collections are insufficient to offset the costs identified by this provision, the Legislative Budget Board and Governor may direct that the Comptroller of Public Accounts reduce the appropriation authority provided by this Act to be within the amount of fee revenue expected to be available.

Sec. 3. Funding for Health Professions Council.

- a. An agency participating in the Health Professions Council or the Health Professions Council Shared Regulatory Database shall transfer funds through interagency contract to the Health Professions Council from appropriations made to the agency elsewhere in this Act in order to carry out the functions required under Chapter 101, Occupations Code, and to maintain the functions of the database. Included in the amounts appropriated above to the Health Professions Council, are funds transferred by the following participating agencies in the amounts noted below for each year of the 2016-17 biennium:

		<u>2016</u>		<u>2017</u>
Department of State Health Services	\$	11,846	\$	11,846
Board of Chiropractic Examiners		20,361		19,261
Texas State Board of Dental Examiners		257,118		261,136
Funeral Service Commission		43,845		42,814
Board of Professional Land Surveying		11,808		12,250
Texas Medical Board		32,378		27,189
Texas Board of Nursing		71,651		67,070
Optometry Board		27,715		27,063
Board of Pharmacy		331,400		337,397
Executive Council of Physical Therapy & Occupational Therapy Examiners		33,527		31,300
Board of Plumbing Examiners		130,658		135,544
Board of Podiatric Medical Examiners		13,401		12,415
Board of Examiners of Psychologists		52,774		51,902
Board of Veterinary Medical Examiners		31,038		29,385
Office of Public Insurance Counsel		6,641		6,641
Total	\$	1,076,161	\$	1,073,213

SPECIAL PROVISIONS RELATING TO ALL REGULATORY AGENCIES

(Continued)

- b. The following is an informational listing of appropriations made to agencies that are transferred to the Health Professions Council in subsection (a) above for the purpose of funding the Health Professions Council Shared Regulatory Database maintenance costs:

		<u>2016</u>		<u>2017</u>
Texas State Board of Dental Examiners	\$	216,635	\$	224,737
Funeral Service Commission		18,258		18,941
Board of Professional Land Surveying		11,808		12,250
Optometry Board		12,203		12,660
Board of Pharmacy		270,666		280,788
Board of Plumbing Examiners		130,658		135,544
Board of Examiners of Psychologists		25,832		26,798
Total	\$	686,060	\$	711,718

Sec. 4. Texas.gov Appropriation.

- a. Each Article VIII licensing agency participating in the Texas.gov is authorized in accordance with §2054.252 of the Government Code to increase the occupational license, permit, and registration fees imposed on the licensees by an amount sufficient to cover the cost of the subscription fee charged by the Texas.gov.
- b. The following is an informational listing of appropriated fee revenue for each Article VIII licensing agency participating in Texas.gov for the purpose of paying Texas.gov subscription fees.

		<u>2016</u>		<u>2017</u>
Board of Chiropractic Examiners	\$	29,850	\$	29,850
Texas State Board of Dental Examiners		250,000		250,000
Funeral Service Commission		46,500		46,500
Board of Professional Geoscientists		25,000		25,000
Department of Insurance		380,000		380,000
Board of Professional Land Surveying		17,150		17,150
Department of Licensing and Regulation		467,200		467,200
Texas Board of Nursing		645,398		645,398
Optometry Board		18,625		18,625
Board of Pharmacy		173,463		173,463
Executive Council of Physical Therapy & Occupational Therapy Examiners		157,715		157,715
Board of Plumbing Examiners		155,000		155,000
Board of Podiatric Medical Examiners		5,000		5,000
Board of Examiners of Psychologists		37,000		37,000
Racing Commission		22,500		22,500
Board of Veterinary Medical Examiners		40,000		40,000
Total	\$	2,470,401	\$	2,470,401

- c. In the event that actual and/or projected revenue collections from fee increases to cover the cost of Texas.gov subscription fees are insufficient to offset the costs identified above, the Comptroller is hereby directed to reduce the appropriation authority provided by this Act to agencies participating in Texas.gov to be within the amount of fee revenue expected to be available.
- d. For new licensing applications, the Article VIII licensing agencies participating in Texas.gov are hereby appropriated the additional revenue generated from occupational license, permit, or registration fees in excess of the Comptroller's biennial revenue estimate for 2016-17 for the sole purpose of payment to the Texas.gov contractor of subscription fees for implementing and maintaining electronic services for the licensing agencies. Each agency, upon completion of necessary actions to access or increase fees, shall furnish copies of board meeting minutes, an annual schedule of the number of license issuances or renewals and associated annual fee

SPECIAL PROVISIONS RELATING TO ALL REGULATORY AGENCIES

(Continued)

total, and any other supporting documentation to the Comptroller. If the Comptroller finds the information sufficient to support the projection of increased revenues, a notification letter will be issued and the contingent appropriation made available for the intended purposes.

- e. Each Article VIII licensing agency participating in Texas.gov shall notify the Legislative Budget Board and the Comptroller of Public Accounts in writing upon receiving an exemption from participating in Texas.gov. Within 45 days of receiving an exemption, an agency shall provide the Legislative Budget Board and the Comptroller with a report of the effective date, the reason for exemption, and all estimated expenditures for Texas.gov costs in the fiscal year in which the exemption is made.

Sec. 5. Peer Assistance Program Funding Requirements. Funds collected during the biennium beginning September 1, 2015, by the Board of Pharmacy pursuant to Chapter 564, Occupations Code, and by the Texas Board of Nursing, the Texas State Board of Dental Examiners, the Optometry Board, and the Board of Veterinary Medical Examiners pursuant to Chapter 467 of the Health and Safety Code, in order to administer or finance peer assistance programs for professionals impaired by chemical dependency or mental illness, are appropriated elsewhere in this Act as identified in each Board's peer assistance strategy. The expenditure of the appropriations identified by this section is hereby made contingent upon sufficient revenue collections from peer assistance surcharges or other receipts collected pursuant to Chapter 467 of the Health and Safety Code or Chapter 564, Occupations Code as appropriate. None of the appropriations identified by this section may be expended unless each agency with a peer assistance program has on file the following current documents:

- a. a request for proposal documentation and contracts documenting that the respective agency governing board has a competitively bid contract with the peer assistance program;
- b. documentation for programs authorized under Chapter 467 of the Health and Safety Code that the agency's peer assistance program has been certified by the Department of State Health Services (DSHS) as meeting all DSHS criteria for peer assistance programs;
- c. documentation for programs authorized under Chapter 467 showing compliance with statutory requirements regarding eligible participants and conditions for which services may be offered; and
- d. documentation that the program has been approved by the agency governing board.

Sec. 6. Contingency Appropriation for Criminal History Record Information.

- a. For each Article VIII licensing agency conducting criminal history background checks that is authorized in accordance with the Government Code to increase the occupational license, permit, and/or registration fee imposed on the licensees by an amount sufficient to cover the cost of the fee charged by the Department of Public Safety (DPS), Federal Bureau of Investigation (FBI), and/or any other entity authorized to conduct criminal history background checks, in the event that actual and/or projected revenue collections from fee increases to cover the cost of criminal history background checks are insufficient to offset the costs included in the agency's appropriations that is budgeted for criminal history background checks, the Comptroller is hereby directed to reduce the appropriation authority provided by this Act to agencies conducting criminal history background checks to be within the amount of revenue expected to be available.
- b. Each Article VIII licensing agency conducting criminal history background checks is hereby appropriated the additional revenue generated from occupational license, permit, and/or registration fees in excess of the Comptroller's biennial revenue estimate for 2016-17 for the sole purpose of conducting criminal history background checks. Each agency, upon completion of necessary actions to assess or increase fees, shall furnish copies of board meeting minutes, an annual schedule of the number of license issuances or renewals and associated annual fee total, and any other supporting documentation to the Comptroller. If the Comptroller finds the information sufficient to support the projection of increased revenues, a notification letter will be issued and the contingent appropriation made available for the intended purpose.

SPECIAL PROVISIONS RELATING TO ALL REGULATORY AGENCIES
(Continued)

- c. The following is an informational listing of agency appropriations included for each Article VIII licensing agency conducting criminal history background checks.

		<u>2016</u>		<u>2017</u>
Department of Licensing and Regulation	\$	102,900	\$	106,100
Board of Plumbing Examiners		3,500		3,500
Board of Podiatric Medical Examiners		3,000		3,000
Racing Commission		166,924		166,924
Board of Veterinary Medical Examiners		200		200
 Total	\$	276,524	\$	279,724

- d. Appropriations made elsewhere to Article VIII licensing agencies, including amounts listed above and any new amounts that may be appropriated during the 2016-17 biennium for the purpose of conducting criminal history background checks, may be used only for the purpose of paying for the cost of the fee charged by the entities listed in subsection (a) and may not be used for any other purpose.

**RECAPITULATION - ARTICLE VIII
REGULATORY
(General Revenue)¹**

	For the Years Ending	
	August 31, 2016	August 31, 2017
	<u>2016</u>	<u>2017</u>
State Office of Administrative Hearings	\$ 8,786,105	\$ 7,586,943
Board of Chiropractic Examiners	769,166	766,760
Texas State Board of Dental Examiners	4,077,561	4,076,951
Funeral Service Commission	764,131	764,080
Board of Professional Geoscientists	592,244	587,339
Department of Insurance	42,660,216	42,723,927
Office of Public Insurance Counsel	870,368	870,368
Board of Professional Land Surveying	459,439	459,404
Department of Licensing and Regulation	30,150,043	28,084,166
Contingency Appropriations	<u>30,000</u>	<u>30,000</u>
Total	30,180,043	28,114,166
Texas Medical Board	11,840,193	11,372,258
Texas Board of Nursing	8,595,633	8,595,633
Optometry Board	435,195	435,162
Board of Pharmacy	6,803,201	7,629,242
Executive Council of Physical Therapy & Occupational Therapy Examiners	1,299,342	1,335,991
Board of Plumbing Examiners	2,629,402	2,616,100
Board of Podiatric Medical Examiners	287,680	282,919
Board of Examiners of Psychologists	801,010	800,937
Securities Board	7,182,560	7,182,561
Public Utility Commission of Texas	4,828,720	13,555,763
Office of Public Utility Counsel	1,692,568	1,692,568
Board of Veterinary Medical Examiners	<u>1,285,510</u>	<u>1,285,512</u>
Subtotal, Regulatory	<u>\$ 136,840,287</u>	<u>\$ 142,734,584</u>
Retirement and Group Insurance	20,070,786	21,274,712
Social Security and Benefit Replacement Pay	<u>5,628,265</u>	<u>5,639,274</u>
Subtotal, Employee Benefits	<u>\$ 25,699,051</u>	<u>\$ 26,913,986</u>
Lease Payments	<u>351,305</u>	<u>332,364</u>
Subtotal, Debt Service	<u>\$ 351,305</u>	<u>\$ 332,364</u>
TOTAL, ARTICLE VIII - REGULATORY	<u>\$ 162,890,643</u>	<u>\$ 169,980,934</u>

¹ Incorporates certain appropriation adjustments, including article-specific special provisions, and Article IX of HB 1 (Conference Committee Report), 84th Legislature, Regular Session; HB 6 and HB 7, 84th Legislature, Regular Session; other legislation enacted by the 84th Legislature which affects appropriations; non-substantive technical corrections and/or reconciling adjustments; and the Governor's vetoes. For specific adjustments, see agency bill patterns.

**RECAPITULATION - ARTICLE VIII
REGULATORY
(General Revenue - Dedicated)¹**

	For the Years Ending	
	August 31, 2016	August 31, 2017
Office of Injured Employee Counsel	\$ 8,645,239	\$ 8,645,239
Department of Insurance	62,176,064	60,219,779
Department of Licensing and Regulation	25,000	25,000
Texas Medical Board	2,305,454	2,295,573
 Racing Commission	 7,681,200	 7,722,747
Contingency Appropriations	<u>635,637</u>	<u>635,637</u>
Total	8,316,837	8,358,384
 Public Utility Commission of Texas	 336,897,063	 2,648,770
Office of Public Utility Counsel	<u>509,054</u>	<u>509,054</u>
 Subtotal, Regulatory	 \$ <u>418,874,711</u>	 \$ <u>82,701,799</u>
 Retirement and Group Insurance	 26,802,570	 28,653,515
Social Security and Benefit Replacement Pay	<u>5,971,266</u>	<u>5,968,830</u>
 Subtotal, Employee Benefits	 \$ <u>32,773,836</u>	 \$ <u>34,622,345</u>
 Lease Payments	 <u>165,066</u>	 <u>167,534</u>
 Subtotal, Debt Service	 \$ <u>165,066</u>	 \$ <u>167,534</u>
 TOTAL, ARTICLE VIII - REGULATORY	 \$ <u>451,813,613</u>	 \$ <u>117,491,678</u>

¹ Incorporates certain appropriation adjustments, including article-specific special provisions, and Article IX of HB 1 (Conference Committee Report), 84th Legislature, Regular Session; HB 6 and HB 7, 84th Legislature, Regular Session; other legislation enacted by the 84th Legislature which affects appropriations; non-substantive technical corrections and/or reconciling adjustments; and the Governor's vetoes. For specific adjustments, see agency bill patterns.

**RECAPITULATION - ARTICLE VIII
REGULATORY
(Federal Funds)¹**

	For the Years Ending	
	August 31, 2016	August 31, 2017
Department of Insurance	\$ 2,190,259	\$ 2,190,259
Subtotal, Regulatory	\$ 2,190,259	\$ 2,190,259
Retirement and Group Insurance	2,077,332	2,220,753
Social Security and Benefit Replacement Pay	451,637	451,444
Subtotal, Employee Benefits	\$ 2,528,969	\$ 2,672,197
TOTAL, ARTICLE VIII - REGULATORY	\$ 4,719,228	\$ 4,862,456

¹ Incorporates certain appropriation adjustments, including article-specific special provisions, and Article IX of HB 1 (Conference Committee Report), 84th Legislature, Regular Session; HB 6 and HB 7, 84th Legislature, Regular Session; other legislation enacted by the 84th Legislature which affects appropriations; non-substantive technical corrections and/or reconciling adjustments; and the Governor's vetoes. For specific adjustments, see agency bill patterns.

**RECAPITULATION - ARTICLE VIII
REGULATORY
(Other Funds)¹**

	For the Years Ending	
	August 31, 2016	August 31, 2017
State Office of Administrative Hearings	\$ 3,551,567	\$ 3,551,567
Board of Chiropractic Examiners	47,500	47,500
Texas State Board of Dental Examiners	258,500	258,500
Funeral Service Commission	73,500	73,500
Health Professions Council	1,076,161	1,073,213
Department of Insurance	5,869,163	5,869,162
Office of Public Insurance Counsel	191,670	191,670
Board of Professional Land Surveying	5,400	5,400
Department of Licensing and Regulation	965,882	965,882
Texas Medical Board	59,418	59,418
Texas Board of Nursing	3,307,464	3,307,464
Optometry Board	45,321	45,321
Board of Pharmacy	7,730	7,730
Executive Council of Physical Therapy & Occupational Therapy Examiners	56,000	56,000
Board of Plumbing Examiners	36,100	36,100
Board of Podiatric Medical Examiners	3,200	3,200
Board of Examiners of Psychologists	97,398	97,398
Public Utility Commission of Texas	475,000	475,000
Board of Veterinary Medical Examiners	4,300	4,300
Subtotal, Regulatory	\$ 16,131,274	\$ 16,128,325
Less Interagency Contracts	\$ 4,895,379	\$ 4,892,431
TOTAL, ARTICLE VIII - REGULATORY	\$ 11,235,895	\$ 11,235,894

¹ Incorporates certain appropriation adjustments, including article-specific special provisions, and Article IX of HB 1 (Conference Committee Report), 84th Legislature, Regular Session; HB 6 and HB 7, 84th Legislature, Regular Session; other legislation enacted by the 84th Legislature which affects appropriations; non-substantive technical corrections and/or reconciling adjustments; and the Governor's vetoes. For specific adjustments, see agency bill patterns.

**RECAPITULATION - ARTICLE VIII
REGULATORY
(All Funds)¹**

	For the Years Ending	
	August 31, 2016	August 31, 2017
State Office of Administrative Hearings	\$ 12,337,672	\$ 11,138,510
Board of Chiropractic Examiners	816,666	814,260
Texas State Board of Dental Examiners	4,336,061	4,335,451
Funeral Service Commission	837,631	837,580
Board of Professional Geoscientists	592,244	587,339
Health Professions Council	1,076,161	1,073,213
Office of Injured Employee Counsel	8,645,239	8,645,239
Department of Insurance	112,895,702	111,003,127
Office of Public Insurance Counsel	1,062,038	1,062,038
Board of Professional Land Surveying	464,839	464,804
Department of Licensing and Regulation	31,140,925	29,075,048
Contingency Appropriations	30,000	30,000
Total	31,170,925	29,105,048
Texas Medical Board	14,205,065	13,727,249
Texas Board of Nursing	11,903,097	11,903,097
Optometry Board	480,516	480,483
Board of Pharmacy	6,810,931	7,636,972
Executive Council of Physical Therapy & Occupational Therapy Examiners	1,355,342	1,391,991
Board of Plumbing Examiners	2,665,502	2,652,200
Board of Podiatric Medical Examiners	290,880	286,119
Board of Examiners of Psychologists	898,408	898,335
Racing Commission	7,681,200	7,722,747
Contingency Appropriations	635,637	635,637
Total	8,316,837	8,358,384
Securities Board	7,182,560	7,182,561
Public Utility Commission of Texas	342,200,783	16,679,533
Office of Public Utility Counsel	2,201,622	2,201,622
Board of Veterinary Medical Examiners	1,289,810	1,289,812
Subtotal, Regulatory	\$ 574,036,531	\$ 243,754,967
Retirement and Group Insurance	48,950,688	52,148,980
Social Security and Benefit Replacement Pay	12,051,168	12,059,548
Subtotal, Employee Benefits	\$ 61,001,856	\$ 64,208,528
Lease Payments	516,371	499,898
Subtotal, Debt Service	\$ 516,371	\$ 499,898
Less Interagency Contracts	\$ 4,895,379	\$ 4,892,431
TOTAL, ARTICLE VIII - REGULATORY	\$ 630,659,379	\$ 303,570,962
Number of Full-Time-Equivalents (FTE)	3,231.1	3,235.1

¹ Incorporates certain appropriation adjustments, including article-specific special provisions, and Article IX of HB 1 (Conference Committee Report), 84th Legislature, Regular Session; HB 6 and HB 7, 84th Legislature, Regular Session; other legislation enacted by the 84th Legislature which affects appropriations; non-substantive technical corrections and/or reconciling adjustments; and the Governor's vetoes. For specific adjustments, see agency bill patterns.

PART 1. GENERAL PROVISIONS LEGISLATIVE INTENT

Sec. 1.01. Limitations. The provisions of this Article and all other Articles of this Act are limitations on the appropriations made by this Act. It is the purpose of the Legislature in enacting this bill only to appropriate funds and to restrict and limit by its provisions the amount and conditions under which the appropriations can be expended.

PART 2. PROVISIONS RELATING TO THE POSITION CLASSIFICATION PLAN

Sec. 2.01. Position Classification Plan.¹ Except as otherwise specifically provided in this Act, expenditures of appropriations for the salaries of employees, in classified positions in all affected agencies appropriated funds by this Act, other than institutions of higher education, university system offices, and the Texas Higher Education Coordinating Board, are governed by Chapter 654, Government Code (the Position Classification Act), Chapter 659, Government Code, and this section, including the following lists of position classification numbers, position titles, salary group allocations, and rates of pay in classification salary schedules as provided by this Article.

CLASSIFIED POSITIONS FOR THE 2016-17 BIENNIUM

Class Number	Class Title	Salary Group
0006	Receptionist	A06
0053	Clerk I	A05
0055	Clerk II	A07
0057	Clerk III	A09
0059	Clerk IV	A11
0130	Customer Service Representative I	A09
0132	Customer Service Representative II	A11
0134	Customer Service Representative III	A13
0136	Customer Service Representative IV	A15
0138	Customer Service Representative V	A17
0150	Administrative Assistant I	A09
0152	Administrative Assistant II	A11
0154	Administrative Assistant III	A13
0156	Administrative Assistant IV	A15
0158	Administrative Assistant V	A17
0160	Executive Assistant I	B17
0162	Executive Assistant II	B19
0164	Executive Assistant III	B21
0170	License and Permit Specialist I	B12
0171	License and Permit Specialist II	B14
0172	License and Permit Specialist III	B16
0173	License and Permit Specialist IV	B18
0174	License and Permit Specialist V	B20
0203	Data Entry Operator I	A06
0205	Data Entry Operator II	A08
0207	Data Entry Operator III	A10
0210	Data Base Administrator I	B18
0211	Data Base Administrator II	B20
0212	Data Base Administrator III	B22
0213	Data Base Administrator IV	B24
0214	Data Base Administrator V	B26
0215	Data Base Administrator VI	B28
0220	Computer Operations Technician	A10
0221	Business Analyst I	B20
0222	Business Analyst II	B22
0223	Business Analyst III	B24

CLASSIFIED POSITIONS FOR THE 2016-17 BIENNIUM
(Continued)

0224	Business Analyst IV	B26
0228	Systems Support Specialist I	B13
0229	Systems Support Specialist II	B15
0230	Systems Support Specialist III	B17
0231	Systems Support Specialist IV	B19
0235	Information Technology Security Analyst I	B23
0236	Information Technology Security Analyst II	B25
0237	Information Technology Security Analyst III	B27
0238	Information Security Officer	B30
0239	Chief Information Security Officer	B31
0240	Programmer I	B17
0241	Programmer II	B19
0242	Programmer III	B21
0243	Programmer IV	B23
0244	Programmer V	B25
0245	Programmer VI	B27
0247	Information Technology Auditor I	B21
0248	Information Technology Auditor II	B23
0249	Information Technology Auditor III	B25
0250	Information Technology Auditor IV	B27
0252	Systems Analyst I	B16
0253	Systems Analyst II	B18
0254	Systems Analyst III	B20
0255	Systems Analyst IV	B22
0256	Systems Analyst V	B24
0257	Systems Analyst VI	B26
0258	Systems Analyst VII	B28
0260	Computer Operations Specialist I	B12
0261	Computer Operations Specialist II	B14
0262	Computer Operations Specialist III	B16
0263	Computer Operations Specialist IV	B18
0264	Computer Operations Specialist V	B20
0265	Computer Operations Specialist VI	B22
0270	Geographic Information Specialist I	B18
0271	Geographic Information Specialist II	B20
0272	Geographic Information Specialist III	B22
0273	Geographic Information Specialist IV	B24
0274	Geographic Information Specialist V	B26
0281	Telecommunications Specialist I	B16
0282	Telecommunications Specialist II	B18
0283	Telecommunications Specialist III	B20
0284	Telecommunications Specialist IV	B22
0285	Telecommunications Specialist V	B24
0287	Network Specialist I	B16
0288	Network Specialist II	B18
0289	Network Specialist III	B20
0290	Network Specialist IV	B22
0291	Network Specialist V	B24
0292	Network Specialist VI	B26
0294	Business Continuity Coordinator I	B25
0295	Business Continuity Coordinator II	B26
0300	Web Administrator I	B18
0301	Web Administrator II	B20
0302	Web Administrator III	B22
0303	Web Administrator IV	B24
0304	Web Administrator V	B26

CLASSIFIED POSITIONS FOR THE 2016-17 BIENNIUM
(Continued)

0310	Systems Administrator I	B16
0311	Systems Administrator II	B18
0312	Systems Administrator III	B20
0313	Systems Administrator IV	B22
0314	Systems Administrator V	B24
0315	Systems Administrator VI	B26
0320	Cybersecurity Analyst I	B25
0322	Cybersecurity Analyst II	B27
0324	Cybersecurity Analyst III	B29
0326	Cybersecurity Officer	B30
0328	Chief Cybersecurity Officer	B31
0331	Printing Services Technician I	A09
0332	Printing Services Technician II	A11
0333	Printing Services Technician III	A13
0334	Printing Services Technician IV	A15
0335	Printing Services Technician V	A17
0351	Micrographics Technician I	A09
0352	Micrographics Technician II	A11
0354	Micrographics Technician III	A13
0356	Micrographics Technician IV	A15
0367	Photographer I	B16
0368	Photographer II	B18
0516	Planner I	B17
0517	Planner II	B19
0518	Planner III	B21
0519	Planner IV	B23
0520	Planner V	B25
0590	Research and Statistics Technician I	A11
0592	Research and Statistics Technician II	A13
0600	Research Specialist I	B15
0602	Research Specialist II	B17
0604	Research Specialist III	B19
0606	Research Specialist IV	B21
0608	Research Specialist V	B23
0624	Statistician I	B17
0626	Statistician II	B19
0628	Statistician III	B20
0630	Statistician IV	B22
0640	Economist I	B18
0642	Economist II	B20
0644	Economist III	B22
0646	Economist IV	B24
0812	Teacher Aide I	A09
0813	Teacher Aide II	A11
0814	Teacher Aide III	A13
0820	Education Specialist I	B17
0821	Education Specialist II	B19
0822	Education Specialist III	B21
0823	Education Specialist IV	B23
0824	Education Specialist V	B25
1000	Accounting Technician I	A11
1002	Accounting Technician II	A13
1012	Accountant I	B14
1014	Accountant II	B15
1016	Accountant III	B17
1018	Accountant IV	B19

CLASSIFIED POSITIONS FOR THE 2016-17 BIENNIUM
(Continued)

1020	Accountant V	B21
1022	Accountant VI	B23
1024	Accountant VII	B25
1030	Independent Audit Reviewer I	B25
1032	Independent Audit Reviewer II	B26
1034	Independent Audit Reviewer III	B27
1036	Independent Audit Reviewer IV	B28
1042	Auditor I	B15
1044	Auditor II	B17
1046	Auditor III	B19
1048	Auditor IV	B21
1050	Auditor V	B23
1052	Auditor VI	B25
1059	Taxpayer Compliance Officer I	B12
1060	Taxpayer Compliance Officer II	B14
1061	Taxpayer Compliance Officer III	B16
1062	Taxpayer Compliance Officer IV	B18
1063	Taxpayer Compliance Officer V	B20
1065	Tax Analyst I	B23
1066	Tax Analyst II	B24
1067	Tax Analyst III	B25
1068	Tax Analyst IV	B26
1073	Accounts Examiner I	B13
1074	Accounts Examiner II	B15
1075	Accounts Examiner III	B17
1076	Accounts Examiner IV	B19
1077	Accounts Examiner V	B21
1080	Financial Analyst I	B20
1082	Financial Analyst II	B22
1084	Financial Analyst III	B24
1085	Financial Analyst IV	B26
1100	Financial Examiner I	B17
1102	Financial Examiner II	B19
1104	Financial Examiner III	B21
1106	Financial Examiner IV	B23
1108	Financial Examiner V	B25
1110	Financial Examiner VI	B27
1112	Financial Examiner VII	B29
1130	Investment Analyst I	B22
1131	Investment Analyst II	B24
1132	Investment Analyst III	B26
1133	Investment Analyst IV	B28
1150	Portfolio Manager I	B27
1151	Portfolio Manager II	B29
1152	Portfolio Manager III	B31
1153	Portfolio Manager IV	B33
1154	Portfolio Manager V	B35
1155	Budget Analyst I	B17
1156	Budget Analyst II	B19
1157	Budget Analyst III	B21
1158	Budget Analyst IV	B23
1159	Budget Analyst V	B25
1161	Trader I	B25
1162	Trader II	B28
1165	Chief Investment Officer	B33
1175	Chief Trader I	B31

CLASSIFIED POSITIONS FOR THE 2016-17 BIENNIUM
(Continued)

1176	Chief Trader II	B33
1242	Reimbursement Officer I	A11
1244	Reimbursement Officer II	A13
1246	Reimbursement Officer III	A15
1248	Reimbursement Officer IV	A17
1260	Loan Specialist I	B17
1261	Loan Specialist II	B19
1262	Loan Specialist III	B21
1263	Loan Specialist IV	B23
1270	Appropriations Control Officer I	B19
1272	Appropriations Control Officer II	B21
1274	Appropriations Control Officer III	B23
1276	Appropriations Control Officer IV	B25
1280	Tax Auditor I	B18
1281	Tax Auditor II	B20
1282	Tax Auditor III	B22
1283	Tax Auditor IV	B24
1284	Tax Auditor V	B25
1285	Tax Auditor VI	B26
1286	Tax Auditor Supervisor	B27
1287	Tax Auditor Manager	B28
1315	Boiler Inspector I	B20
1316	Boiler Inspector II	B21
1317	Boiler Inspector III	B22
1320	Inspector I	B10
1321	Inspector II	B11
1322	Inspector III	B13
1323	Inspector IV	B15
1324	Inspector V	B17
1325	Inspector VI	B19
1326	Inspector VII	B21
1350	Investigator I	B12
1351	Investigator II	B14
1352	Investigator III	B16
1353	Investigator IV	B18
1354	Investigator V	B20
1355	Investigator VI	B22
1356	Investigator VII	B24
1550	Staff Services Officer I	B17
1551	Staff Services Officer II	B18
1552	Staff Services Officer III	B19
1553	Staff Services Officer IV	B20
1554	Staff Services Officer V	B21
1558	Project Manager I	B20
1559	Project Manager II	B22
1560	Project Manager III	B24
1561	Project Manager IV	B26
1570	Program Specialist I	B17
1571	Program Specialist II	B18
1572	Program Specialist III	B19
1573	Program Specialist IV	B20
1574	Program Specialist V	B21
1575	Program Specialist VI	B23
1576	Program Specialist VII	B25
1580	Program Supervisor I	B17
1581	Program Supervisor II	B18

CLASSIFIED POSITIONS FOR THE 2016-17 BIENNIUM
(Continued)

1582	Program Supervisor III	B19
1583	Program Supervisor IV	B20
1584	Program Supervisor V	B21
1586	Program Supervisor VI	B23
1588	Program Supervisor VII	B25
1600	Manager I	B22
1601	Manager II	B23
1602	Manager III	B24
1603	Manager IV	B25
1604	Manager V	B26
1620	Director I	B26
1621	Director II	B27
1622	Director III	B28
1623	Director IV	B29
1624	Director V	B30
1625	Director VI	B31
1626	Director VII	B32
1630	Deputy Director I	B33
1631	Deputy Director II	B34
1632	Deputy Director III	B35
1640	Deputy Comptroller	B35
1645	Deputy Executive Commissioner	B35
1650	Portfolio Project Manager I	B28
1652	Portfolio Project Manager II	B30
1660	Project Management Specialist I	B19
1661	Project Management Specialist II	B21
1662	Project Management Specialist III	B23
1665	Project Controller I	B19
1666	Project Controller II	B21
1667	Project Controller III	B23
1727	Human Resources Assistant	B12
1729	Human Resources Specialist I	B14
1731	Human Resources Specialist II	B16
1733	Human Resources Specialist III	B18
1735	Human Resources Specialist IV	B20
1737	Human Resources Specialist V	B22
1739	Human Resources Specialist VI	B24
1780	Training Assistant	B11
1781	Training Specialist I	B13
1782	Training Specialist II	B15
1783	Training Specialist III	B17
1784	Training Specialist IV	B19
1785	Training Specialist V	B21
1786	Training Specialist VI	B23
1822	Marketing Specialist I	B15
1823	Marketing Specialist II	B17
1824	Marketing Specialist III	B19
1825	Marketing Specialist IV	B21
1826	Marketing Specialist V	B23
1830	Information Specialist I	B15
1831	Information Specialist II	B17
1832	Information Specialist III	B19
1833	Information Specialist IV	B21
1834	Information Specialist V	B23
1840	Multimedia Technician I	A10
1841	Multimedia Technician II	A12

CLASSIFIED POSITIONS FOR THE 2016-17 BIENNIUM
(Continued)

1842	Multimedia Technician III	A14
1843	Multimedia Technician IV	A16
1860	Management Analyst I	B18
1862	Management Analyst II	B20
1864	Management Analyst III	B22
1866	Management Analyst IV	B24
1868	Management Analyst V	B26
1870	Technical Writer I	B18
1871	Technical Writer II	B20
1872	Technical Writer III	B22
1875	Editor I	B17
1876	Editor II	B19
1877	Editor III	B21
1880	Governor's Advisor I	B21
1881	Governor's Advisor II	B23
1882	Governor's Advisor III	B25
1883	Governor's Advisor IV	B27
1884	Governor's Advisor V	B29
1890	Government Relations Specialist I	B23
1892	Government Relations Specialist II	B25
1894	Government Relations Specialist III	B27
1897	Privacy Analyst I	B21
1898	Privacy Analyst II	B23
1899	Privacy Analyst III	B25
1911	Inventory and Store Specialist I	A10
1912	Inventory and Store Specialist II	A12
1913	Inventory and Store Specialist III	A14
1914	Inventory and Store Specialist IV	A16
1915	Inventory and Store Specialist V	A18
1920	Grant Coordinator I	B18
1921	Grant Coordinator II	B20
1922	Grant Coordinator III	B22
1930	Purchaser I	B12
1931	Purchaser II	B14
1932	Purchaser III	B16
1933	Purchaser IV	B18
1934	Purchaser V	B20
1935	Purchaser VI	B22
1960	Contract Administration Manager I	B25
1962	Contract Administration Manager II	B27
1970	Contract Technician I	A09
1972	Contract Technician II	A11
1974	Contract Technician III	A13
1976	Contract Specialist I	B15
1980	Contract Specialist II	B17
1982	Contract Specialist III	B19
1984	Contract Specialist IV	B21
1986	Contract Specialist V	B23
1990	Property Manager I	B17
1992	Property Manager II	B19
1994	Property Manager III	B21
1996	Fleet Manager I	B17
1997	Fleet Manager II	B19
1998	Fleet Manager III	B21
2050	Land Surveyor I	B19
2054	Land Surveyor II	B21

CLASSIFIED POSITIONS FOR THE 2016-17 BIENNIUM
(Continued)

2056	Land Surveyor III	B23
2058	Land Surveyor IV	B25
2062	Appraiser I	B17
2064	Appraiser II	B19
2065	Appraiser III	B21
2066	Appraiser IV	B23
2080	Right of Way Agent I	B13
2082	Right of Way Agent II	B15
2084	Right of Way Agent III	B17
2086	Right of Way Agent IV	B19
2088	Right of Way Agent V	B21
2090	Right of Way Agent VI	B23
2093	Utility Specialist I	B20
2094	Utility Specialist II	B22
2119	Engineering Aide	A09
2122	Engineering Technician I	A11
2123	Engineering Technician II	A13
2124	Engineering Technician III	A15
2125	Engineering Technician IV	A17
2127	Engineering Specialist I	B17
2128	Engineering Specialist II	B18
2129	Engineering Specialist III	B19
2130	Engineering Specialist IV	B20
2131	Engineering Specialist V	B21
2132	Engineering Specialist VI	B22
2151	Engineer I	B21
2152	Engineer II	B22
2153	Engineer III	B23
2154	Engineer IV	B24
2155	Engineer V	B25
2156	Engineer VI	B26
2157	Engineer VII	B27
2161	District Engineer	B33
2167	Creative Media Designer I	B16
2168	Creative Media Designer II	B18
2169	Creative Media Designer III	B20
2181	Drafting Technician I	A17
2182	Drafting Technician II	A19
2255	Project Design Assistant	B17
2260	Architect I	B21
2264	Architect II	B23
2266	Architect III	B25
2268	Architect IV	B27
2350	Earth Science Specialist I	B17
2351	Earth Science Specialist II	B19
2352	Earth Science Specialist III	B21
2353	Earth Science Specialist IV	B23
2356	Geoscientist I	B17
2360	Geoscientist II	B19
2364	Geoscientist III	B21
2365	Geoscientist IV	B23
2366	Geoscientist V	B25
2456	Hydrologist I	B17
2460	Hydrologist II	B19
2464	Hydrologist III	B21
2465	Hydrologist IV	B23

CLASSIFIED POSITIONS FOR THE 2016-17 BIENNIUM
(Continued)

2466	Hydrologist V	B25
2472	Chemist I	B16
2473	Chemist II	B18
2474	Chemist III	B20
2475	Chemist IV	B22
2476	Chemist V	B24
2583	Sanitarian I	B17
2584	Sanitarian II	B19
2585	Sanitarian III	B21
2640	Park Ranger I	B14
2641	Park Ranger II	B16
2642	Park Ranger III	B18
2643	Park Ranger IV	B20
2644	Park Ranger V	B22
2651	Environmental Protection Specialist I	B16
2652	Environmental Protection Specialist II	B18
2653	Environmental Protection Specialist III	B20
2654	Environmental Protection Specialist IV	B22
2655	Environmental Protection Specialist V	B24
2661	Toxicologist I	B22
2662	Toxicologist II	B24
2663	Toxicologist III	B26
2682	Natural Resources Specialist I	B15
2683	Natural Resources Specialist II	B17
2684	Natural Resources Specialist III	B19
2685	Natural Resources Specialist IV	B21
2686	Natural Resources Specialist V	B23
2688	Fish and Wildlife Technician I	A13
2689	Fish and Wildlife Technician II	A15
2690	Fish and Wildlife Technician III	A17
2691	Fish and Wildlife Technician IV	A19
2698	Assistant Park Superintendent I	B19
2699	Assistant Park Superintendent II	B20
2700	Park Superintendent I	B20
2701	Park Superintendent II	B21
2702	Park Superintendent III	B22
2703	Park Superintendent IV	B23
2704	Park Superintendent V	B24
2705	Park Superintendent VI	B25
2720	Lifeguard	A03
2730	Safety Officer I	B16
2731	Safety Officer II	B18
2732	Safety Officer III	B20
2733	Safety Officer IV	B22
2734	Safety Officer V	B24
2740	Risk Management Specialist I	B15
2741	Risk Management Specialist II	B17
2742	Risk Management Specialist III	B19
2743	Risk Management Specialist IV	B21
2744	Risk Management Specialist V	B23
2761	Rescue Specialist I	B17
2762	Rescue Specialist II	B19
2763	Rescue Specialist III	B21
2802	Actuary I	B21
2803	Actuary II	B23
2804	Actuary III	B25

CLASSIFIED POSITIONS FOR THE 2016-17 BIENNIUM
(Continued)

2805	Actuary IV	B27
2806	Actuary V	B31
2808	Chief Actuary	B33
2824	Insurance Technician	A10
2841	Insurance Specialist I	B12
2842	Insurance Specialist II	B14
2843	Insurance Specialist III	B16
2844	Insurance Specialist IV	B18
2845	Insurance Specialist V	B20
2911	Retirement System Benefits Specialist I	B12
2912	Retirement System Benefits Specialist II	B14
2913	Retirement System Benefits Specialist III	B16
2914	Retirement System Benefits Specialist IV	B18
2915	Retirement System Benefits Specialist V	B20
2920	Claims Assistant	A12
2921	Claims Examiner I	B14
2922	Claims Examiner II	B16
2923	Claims Examiner III	B18
2924	Claims Examiner IV	B20
3020	Workforce Development Specialist I	B11
3021	Workforce Development Specialist II	B12
3023	Workforce Development Specialist III	B14
3025	Workforce Development Specialist IV	B16
3026	Workforce Development Specialist V	B18
3151	Unemployment Insurance Claims Examiner I	B11
3153	Unemployment Insurance Claims Examiner II	B13
3154	Unemployment Insurance Claims Examiner III	B15
3171	Unemployment Insurance Specialist I	B16
3173	Unemployment Insurance Specialist II	B18
3501	Attorney I	B20
3502	Attorney II	B21
3503	Attorney III	B23
3504	Attorney IV	B25
3505	Attorney V	B27
3506	Attorney VI	B29
3510	Assistant Attorney General I	B20
3511	Assistant Attorney General II	B21
3512	Assistant Attorney General III	B23
3513	Assistant Attorney General IV	B25
3514	Assistant Attorney General V	B27
3515	Assistant Attorney General VI	B29
3516	Assistant Attorney General VII	B31
3517	First Assistant Attorney General	B33
3520	General Counsel I	B23
3521	General Counsel II	B25
3522	General Counsel III	B27
3523	General Counsel IV	B29
3524	General Counsel V	B31
3525	General Counsel VI	B32
3530	Hearings Officer I	B19
3531	Hearings Officer II	B20
3532	Hearings Officer III	B21
3533	Hearings Officer IV	B22
3534	Hearings Officer V	B23
3540	Chief Privacy Officer	B31
3559	Hearings Reporter	B22

CLASSIFIED POSITIONS FOR THE 2016-17 BIENNIUM
(Continued)

3565	Legal Secretary I	A10
3566	Legal Secretary II	A12
3567	Legal Secretary III	A14
3568	Legal Secretary IV	A16
3569	Legal Secretary V	A18
3572	Legal Assistant I	B15
3574	Legal Assistant II	B17
3576	Legal Assistant III	B19
3578	Legal Assistant IV	B21
3580	Legal Assistant V	B23
3604	Law Clerk	B13
3610	Court Law Clerk I	B18
3611	Court Law Clerk II	B20
3620	Deputy Clerk I	A10
3622	Deputy Clerk II	A12
3624	Deputy Clerk III	A14
3626	Deputy Clerk IV	A16
3630	Chief Deputy Clerk	B21
3635	Clerk of the Court	B28
3637	Court Coordinator	B17
3640	Administrative Law Judge I	B25
3642	Administrative Law Judge II	B26
3644	Administrative Law Judge III	B27
3646	Master Administrative Law Judge I	B29
3648	Master Administrative Law Judge II	B31
3652	Associate Judge	B28
3659	Associate Ombudsman	B15
3660	Ombudsman I	B17
3662	Ombudsman II	B19
3663	Ombudsman III	B21
3665	Ombudsman IV	B23
3672	Benefit Review Officer	B21
4001	Dietetic Technician I	A08
4002	Dietetic Technician II	A10
4005	Peer Support Specialist	A06
4006	Certified Peer Support Specialist I	A08
4007	Certified Peer Support Specialist II	A10
4008	Certified Peer Support Specialist III	A12
4016	Dietetic and Nutrition Specialist I	B17
4017	Dietetic and Nutrition Specialist II	B19
4018	Dietetic and Nutrition Specialist III	B21
4072	Public Health and Prevention Specialist I	B14
4074	Public Health and Prevention Specialist II	B16
4076	Public Health and Prevention Specialist III	B18
4078	Public Health and Prevention Specialist IV	B20
4080	Public Health and Prevention Specialist V	B22
4082	Epidemiologist I	B19
4083	Epidemiologist II	B21
4084	Epidemiologist III	B23
4125	Veterinarian I	B23
4127	Veterinarian II	B25
4129	Veterinarian III	B27
4142	Laboratory Technician I	A10
4144	Laboratory Technician II	A12
4146	Laboratory Technician III	A14
4148	Laboratory Technician IV	A16

CLASSIFIED POSITIONS FOR THE 2016-17 BIENNIUM
(Continued)

4212	Molecular Biologist I	B16
4214	Molecular Biologist II	B18
4216	Molecular Biologist III	B20
4218	Molecular Biologist IV	B22
4220	Molecular Biologist V	B24
4221	Microbiologist I	B15
4222	Microbiologist II	B17
4223	Microbiologist III	B19
4224	Microbiologist IV	B21
4225	Microbiologist V	B23
4226	Health Specialist I	B16
4227	Health Specialist II	B17
4228	Health Specialist III	B18
4229	Health Specialist IV	B19
4230	Health Specialist V	B20
4231	Health Assistant	B13
4292	Radiological Technologist I	B14
4293	Radiological Technologist II	B16
4294	Radiological Technologist III	B18
4342	Orthopedic Equipment Technician I	A09
4344	Orthopedic Equipment Technician II	A11
4346	Orthopedic Equipment Technician III	A13
4360	Registered Therapist Assistant	A18
4362	Registered Therapist I	B19
4363	Registered Therapist II	B20
4364	Registered Therapist III	B22
4365	Registered Therapist IV	B24
4366	Registered Therapist V	B26
4374	Medical Technician I	A05
4376	Medical Technician II	A07
4385	Medical Technician III	A09
4386	Medical Technician IV	A11
4387	Medical Technician V	A13
4390	Health Physicist I	B22
4392	Health Physicist II	B24
4394	Health Physicist III	B26
4401	Medical Technologist I	B13
4402	Medical Technologist II	B15
4403	Medical Technologist III	B17
4404	Medical Technologist IV	B19
4405	Medical Technologist V	B21
4410	Nurse I	B17
4411	Nurse II	B19
4412	Nurse III	B21
4413	Nurse IV	B23
4414	Nurse V	B25
4416	Public Health Nurse I	B19
4417	Public Health Nurse II	B21
4418	Public Health Nurse III	B23
4420	Licensed Vocational Nurse I	A11
4421	Licensed Vocational Nurse II	A13
4422	Licensed Vocational Nurse III	A15
4423	Licensed Vocational Nurse IV	A16
4428	Respiratory Care Practitioner	A18
4435	Resident Physician	B19
4436	Physician I	B32

CLASSIFIED POSITIONS FOR THE 2016-17 BIENNIUM
(Continued)

4437	Physician II	B33
4438	Physician III	B34
4439	Physician IV	B35
4440	Physician Assistant	B27
4451	Advanced Practice Registered Nurse I	B27
4452	Advanced Practice Registered Nurse II	B28
4453	Medical Research Specialist	B24
4455	Dentist I	B29
4457	Dentist II	B31
4459	Dentist III	B33
4462	Psychologist I	B22
4464	Psychologist II	B24
4465	Psychologist III	B26
4468	Psychological Associate I	B16
4469	Psychological Associate II	B17
4470	Psychological Associate III	B18
4471	Psychological Associate IV	B19
4472	Psychological Associate V	B20
4473	Behavior Analyst I	B22
4474	Behavior Analyst II	B24
4476	Psychiatrist I	B32
4477	Psychiatrist II	B33
4478	Psychiatrist III	B34
4479	Psychiatrist IV	B35
4480	Psychiatric Clinical Director	B35
4482	Dental Assistant I	A11
4483	Dental Assistant II	A13
4489	Dental Hygienist I	B21
4490	Dental Hygienist II	B23
4492	Pharmacist I	B27
4493	Pharmacist II	B29
4494	Pharmacist III	B31
4498	Pharmacy Technician I	A09
4499	Pharmacy Technician II	A11
4501	Correctional Officer I	A09
4502	Correctional Officer II	A11
4503	Correctional Officer III	A13
4504	Correctional Officer IV	A14
4505	Correctional Officer V	A16
4510	Sergeant of Correctional Officers	B17
4511	Lieutenant of Correctional Officers	B18
4512	Captain of Correctional Officers	B19
4513	Major of Correctional Officers	B20
4520	Juvenile Correctional Officer I	A09
4521	Juvenile Correctional Officer II	A11
4522	Juvenile Correctional Officer III	A13
4523	Juvenile Correctional Officer IV	A14
4524	Juvenile Correctional Officer V	A16
4525	Juvenile Correctional Officer Supervisor	B18
4526	Dorm Supervisor I	B19
4527	Dorm Supervisor II	B21
4530	Halfway House Assistant Superintendent	B21
4531	Halfway House Superintendent	B23
4532	Youth Facility Assistant Superintendent	B24
4533	Youth Facility Superintendent	B26
4540	Parole Officer I	B14

CLASSIFIED POSITIONS FOR THE 2016-17 BIENNIUM
(Continued)

4541	Parole Officer II	B15
4542	Parole Officer III	B16
4543	Parole Officer IV	B18
4544	Parole Officer V	B20
4546	Intensive Medical Parole Officer I	B17
4547	Intensive Medical Parole Officer II	B19
4548	Intensive Medical Parole Officer III	B21
4550	Assistant Warden	B23
4551	Warden I	B25
4552	Warden II	B26
4560	Counsel Substitute I	A13
4561	Counsel Substitute II	A15
4562	Counsel Substitute III	A17
4571	Correctional Transportation Officer	A14
4646	Industrial Specialist I	A13
4647	Industrial Specialist II	A14
4648	Industrial Specialist III	A15
4649	Industrial Specialist IV	A16
4650	Industrial Specialist V	A17
4651	Industrial Specialist VI	A18
4671	Agriculture Specialist I	A13
4672	Agriculture Specialist II	A14
4673	Agriculture Specialist III	A15
4674	Agriculture Specialist IV	A16
4675	Agriculture Specialist V	A17
4676	Agriculture Specialist VI	A18
5002	Adult Protective Services Specialist I	B14
5003	Adult Protective Services Specialist II	B15
5004	Adult Protective Services Specialist III	B16
5005	Adult Protective Services Specialist IV	B17
5006	Adult Protective Services Specialist V	B18
5010	Family Services Specialist I	B19
5011	Family Services Specialist II	B20
5016	Family and Protective Services Supervisor I	B19
5017	Family and Protective Services Supervisor II	B21
5018	Family and Protective Services Supervisor III	B23
5023	Child Protective Services Specialist I	B14
5024	Child Protective Services Specialist II	B15
5025	Child Protective Services Specialist III	B16
5026	Child Protective Services Specialist IV	B17
5027	Child Protective Services Specialist V	B18
5030	Protective Services Intake Specialist I	B14
5031	Protective Services Intake Specialist II	B15
5032	Protective Services Intake Specialist III	B16
5033	Protective Services Intake Specialist IV	B17
5034	Protective Services Intake Specialist V	B18
5040	Adult and Child Care Licensing Specialist I	B14
5041	Adult and Child Care Licensing Specialist II	B15
5042	Adult and Child Care Licensing Specialist III	B16
5043	Adult and Child Care Licensing Specialist IV	B17
5044	Adult and Child Care Licensing Specialist V	B18
5050	Rehabilitation Therapy Technician I	A06
5051	Rehabilitation Therapy Technician II	A08
5052	Rehabilitation Therapy Technician III	A10
5053	Rehabilitation Therapy Technician IV	A12
5054	Rehabilitation Therapy Technician V	A14

CLASSIFIED POSITIONS FOR THE 2016-17 BIENNIUM
(Continued)

5062	Vocational Rehabilitation Counselor I	B16
5063	Vocational Rehabilitation Counselor II	B17
5064	Vocational Rehabilitation Counselor III	B18
5065	Vocational Rehabilitation Counselor IV	B20
5079	Chaplaincy Services Assistant	A13
5081	Chaplain I	B17
5082	Chaplain II	B19
5083	Chaplain III	B21
5090	Rehabilitation Teacher I	B11
5091	Rehabilitation Teacher II	B13
5092	Rehabilitation Teacher III	B15
5104	Veterans Services Representative I	B13
5105	Veterans Services Representative II	B14
5106	Veterans Services Representative III	B15
5107	Veterans Services Representative IV	B16
5108	Veterans Services Representative V	B18
5109	Veterans Services Representative VI	B20
5111	Substance Abuse Counselor I	B14
5112	Substance Abuse Counselor II	B15
5113	Substance Abuse Counselor III	B16
5121	Direct Support Professional I	A07
5122	Direct Support Professional II	A09
5123	Direct Support Professional III	A11
5124	Direct Support Professional IV	A13
5131	Qualified Intellectual Disability Professional I	B19
5132	Qualified Intellectual Disability Professional II	B20
5133	Qualified Intellectual Disability Professional III	B21
5134	Qualified Intellectual Disability Professional IV	B23
5140	Recreation Program Specialist I	B11
5142	Recreation Program Specialist II	B13
5144	Recreation Program Specialist III	B15
5151	Psychiatric Nursing Assistant I	A07
5152	Psychiatric Nursing Assistant II	A09
5153	Psychiatric Nursing Assistant III	A11
5154	Psychiatric Nursing Assistant IV	A13
5201	Resident Specialist I	A07
5203	Resident Specialist II	A09
5205	Resident Specialist III	A11
5207	Resident Specialist IV	A13
5209	Resident Specialist V	A15
5226	Case Manager I	B11
5227	Case Manager II	B13
5228	Case Manager III	B15
5229	Case Manager IV	B17
5230	Case Manager V	B18
5232	Volunteer Services Coordinator I	B13
5233	Volunteer Services Coordinator II	B15
5234	Volunteer Services Coordinator III	B17
5235	Volunteer Services Coordinator IV	B19
5300	Health and Human Services Program Coordinator I	B18
5302	Health and Human Services Program Coordinator II	B20
5304	Health and Human Services Program Coordinator III	B22
5400	Social Worker I	B15
5402	Social Worker II	B17
5404	Social Worker III	B19
5406	Social Worker IV	B21

CLASSIFIED POSITIONS FOR THE 2016-17 BIENNIUM
(Continued)

5503	Human Services Technician I	A07
5504	Human Services Technician II	A09
5505	Human Services Technician III	A10
5506	Human Services Technician IV	A12
5526	Quality Assurance Specialist I	B17
5527	Quality Assurance Specialist II	B18
5528	Quality Assurance Specialist III	B20
5529	Quality Assurance Specialist IV	B22
5540	Child Support Officer I	B11
5541	Child Support Officer II	B13
5542	Child Support Officer III	B15
5543	Child Support Officer IV	B17
5544	Child Support Officer V	B19
5550	Child Support Technician I	A09
5551	Child Support Technician II	A11
5552	Child Support Technician III	A13
5616	Interpreter I	B16
5617	Interpreter II	B18
5618	Interpreter III	B20
5620	Texas Works Advisor I	B12
5622	Texas Works Advisor II	B13
5624	Texas Works Advisor III	B14
5626	Texas Works Advisor IV	B15
5628	Texas Works Advisor V	B16
5630	Texas Works Supervisor I	B19
5632	Texas Works Supervisor II	B21
5700	Human Services Specialist I	B11
5701	Human Services Specialist II	B12
5702	Human Services Specialist III	B13
5703	Human Services Specialist IV	B14
5704	Human Services Specialist V	B15
5705	Human Services Specialist VI	B16
5706	Human Services Specialist VII	B17
6052	Forensic Scientist I	B19
6053	Forensic Scientist II	B20
6054	Forensic Scientist III	B21
6055	Forensic Scientist IV	B22
6056	Forensic Scientist V	B23
6057	Forensic Scientist VI	B24
6084	Forensic Photographer I	B19
6086	Forensic Photographer II	B20
6095	Police Communications Operator I	A13
6096	Police Communications Operator II	A14
6097	Police Communications Operator III	A15
6098	Police Communications Operator IV	A16
6099	Police Communications Operator V	A18
6100	Police Communications Operator VI	A19
6115	Fingerprint Technician I	A12
6116	Fingerprint Technician II	A14
6117	Fingerprint Technician III	A16
6120	Crime Laboratory Specialist I	B15
6121	Crime Laboratory Specialist II	B16
6122	Crime Laboratory Specialist III	B17
6152	Combined DNA Index System Analyst I	B19
6154	Combined DNA Index System Analyst II	B21
6160	Crime Analyst I	B15

CLASSIFIED POSITIONS FOR THE 2016-17 BIENNIUM
(Continued)

6162	Crime Analyst II	B17
6170	Criminal Intelligence Analyst I	B19
6172	Criminal Intelligence Analyst II	B21
6174	Criminal Intelligence Analyst III	B23
6221	Public Safety Records Technician I	A10
6222	Public Safety Records Technician II	A11
6229	Security Officer I	A07
6230	Security Officer II	A09
6232	Security Officer III	A11
6234	Security Officer IV	A13
6240	Emergency Management Program Coordinator I	B17
6241	Emergency Management Program Coordinator II	B19
6242	Emergency Management Program Coordinator III	B21
6243	Emergency Management Program Coordinator IV	B23
6244	Emergency Management Program Coordinator V	B25
7306	Archeologist I	B18
7308	Archeologist II	B20
7310	Archeologist III	B22
7315	Historian I	B15
7317	Historian II	B17
7319	Historian III	B19
7350	Library Assistant I	A09
7352	Library Assistant II	A11
7354	Library Assistant III	A13
7401	Librarian I	B14
7402	Librarian II	B16
7403	Librarian III	B18
7404	Librarian IV	B20
7407	Archivist I	B16
7409	Archivist II	B18
7464	Exhibit Technician	B14
7466	Curator I	B16
7468	Curator II	B18
8003	Custodian I	A04
8005	Custodian II	A06
8007	Custodian III	A08
8021	Custodial Manager I	A12
8023	Custodial Manager II	A14
8025	Custodial Manager III	A16
8031	Groundskeeper I	A04
8032	Groundskeeper II	A06
8033	Groundskeeper III	A08
8103	Food Service Worker I	A05
8104	Food Service Worker II	A07
8108	Food Service Manager I	A12
8109	Food Service Manager II	A14
8110	Food Service Manager III	A16
8111	Food Service Manager IV	A18
8116	Cook I	A06
8117	Cook II	A07
8118	Cook III	A09
8119	Cook IV	A11
8252	Laundry/Sewing Room Worker I	A04
8253	Laundry/Sewing Room Worker II	A06
8254	Laundry/Sewing Room Worker III	A08
8260	Laundry Manager I	A12

CLASSIFIED POSITIONS FOR THE 2016-17 BIENNIUM
(Continued)

8261	Laundry Manager II	A14
8262	Laundry Manager III	A16
8263	Laundry Manager IV	A18
8302	Barber/Cosmetologist	A07
9004	Maintenance Assistant	A06
9022	Equipment Operator I	A15
9024	Equipment Operator II	A16
9034	Air Conditioning and Boiler Operator I	A11
9035	Air Conditioning and Boiler Operator II	A13
9036	Air Conditioning and Boiler Operator III	A15
9037	Air Conditioning and Boiler Operator IV	A17
9041	Maintenance Specialist I	A08
9042	Maintenance Specialist II	A10
9043	Maintenance Specialist III	A11
9044	Maintenance Specialist IV	A13
9045	Maintenance Specialist V	A15
9052	Maintenance Supervisor I	A14
9053	Maintenance Supervisor II	A15
9054	Maintenance Supervisor III	A16
9055	Maintenance Supervisor IV	A17
9056	Maintenance Supervisor V	A19
9060	Electronics Technician I	A15
9062	Electronics Technician II	A17
9064	Electronics Technician III	A19
9305	Transportation Maintenance Specialist I	A14
9306	Transportation Maintenance Specialist II	A15
9307	Transportation Maintenance Specialist III	A16
9308	Transportation Maintenance Specialist IV	A17
9309	Transportation Maintenance Specialist V	A18
9322	Vehicle Driver I	A07
9323	Vehicle Driver II	A09
9324	Vehicle Driver III	A11
9416	Motor Vehicle Technician I	A09
9417	Motor Vehicle Technician II	A11
9418	Motor Vehicle Technician III	A13
9419	Motor Vehicle Technician IV	A15
9420	Motor Vehicle Technician V	A17
9512	Machinist I	A13
9514	Machinist II	A15
9624	Aircraft Pilot I	B20
9626	Aircraft Pilot II	B22
9628	Aircraft Pilot III	B24
9636	Aircraft Mechanic I	B21
9638	Aircraft Mechanic II	B22
9700	Radio Communications Technician I	A10
9704	Radio Communications Technician II	A12
9706	Radio Communications Technician III	A14
9733	Equipment Maintenance Technician I	A14
9734	Equipment Maintenance Technician II	A16
9802	Electrician I	A14
9804	Electrician II	A16
9806	Electrician III	A18
9808	Electrician IV	A20
9812	HVAC Mechanic I	A14
9814	HVAC Mechanic II	A16
9816	HVAC Mechanic III	A18

CLASSIFIED POSITIONS FOR THE 2016-17 BIENNIUM
(Continued)

9830	Ferryboat Specialist I	B20
9832	Ferryboat Specialist II	B21
9834	Ferryboat Specialist III	B22
9901	Public Safety Inspector I	C05
9902	Public Safety Inspector II	C06
9905	Pilot Investigator I	C04
9906	Pilot Investigator II	C05
9907	Pilot Investigator III	C06
9908	Pilot Investigator IV	C07
9920	Trooper Trainee	C01
9922	Probationary Trooper	C02
9928	Trooper	C03
9935	Corporal	C03
9940	Sergeant, Public Safety	C04
9941	Lieutenant, Public Safety	C05
9942	Captain, Public Safety	C06
9943	Assistant Commander, Public Safety	C07
9944	Commander, Public Safety	C08
9945	Major, Public Safety	C08
9950	Agent Trainee	C02
9956	Agent	C03
9960	Sergeant, Alcoholic Beverage	C04
9961	Lieutenant, Alcoholic Beverage	C05
9962	Captain, Alcoholic Beverage	C06
9963	Major, Alcoholic Beverage	C08
9965	Investigator I, Trainee - Office of the Inspector General	C01
9970	Investigator II - Office of the Inspector General	C02
9971	Investigator III - Office of the Inspector General	C03
9972	Investigator IV - Office of the Inspector General	C04
9973	Regional Supervisor - Office of the Inspector General	C05
9974	Regional Manager - Office of the Inspector General	C06
9975	Multi-Regional Administrator - Office of the Inspector General	C07
9976	Chief Inspector - Office of the Inspector General	C08
9980	Game Warden Trainee	C01
9981	Probationary Game Warden	C02
9987	Game Warden	C03
9990	Sergeant, Game Warden	C04
9991	Lieutenant, Game Warden	C05
9992	Captain, Game Warden	C06
9993	Assistant Commander, Game Warden	C07
9994	Commander, Game Warden	C08
9995	Major, Game Warden	C08
9996	Sergeant, Texas Attorney General's Office	C04
9997	Lieutenant, Texas Attorney General's Office	C05
9998	Captain, Texas Attorney General's Office	C06
9999	Major, Texas Attorney General's Office	C08

SCHEDULE A CLASSIFICATION SALARY SCHEDULE

For the Fiscal Years Beginning September 1, 2015 and 2016

Group	Minimum	Maximum
A3	\$18,050	\$26,274
A4	\$18,893	\$27,525
A5	\$19,777	\$28,840
A6	\$20,706	\$30,221

SCHEDULE A CLASSIFICATION SALARY SCHEDULE
(Continued)

A7	\$21,681	\$31,677
A8	\$22,705	\$33,229
A9	\$23,781	\$34,859
A10	\$24,910	\$36,571
A11	\$26,332	\$41,355
A12	\$27,840	\$43,798
A13	\$29,439	\$46,388
A14	\$31,144	\$49,134
A15	\$32,976	\$52,045
A16	\$34,918	\$55,130
A17	\$36,976	\$58,399
A18	\$39,521	\$64,449
A19	\$42,244	\$68,960
A20	\$45,158	\$73,788

SCHEDULE B CLASSIFICATION SALARY SCHEDULE

For the Fiscal Years Beginning September 1, 2015 and 2016

Group	Minimum	Maximum
B10	\$24,910	\$36,571
B11	\$26,332	\$41,355
B12	\$27,840	\$43,798
B13	\$29,439	\$46,388
B14	\$31,144	\$49,134
B15	\$32,976	\$52,045
B16	\$34,918	\$55,130
B17	\$36,976	\$58,399
B18	\$39,521	\$64,449
B19	\$42,244	\$68,960
B20	\$45,158	\$73,788
B21	\$48,278	\$78,953
B22	\$51,614	\$84,479
B23	\$55,184	\$90,393
B24	\$59,004	\$96,720
B25	\$63,104	\$103,491
B26	\$69,415	\$117,397
B27	\$76,356	\$129,137
B28	\$83,991	\$142,052
B29	\$92,390	\$156,256
B30	\$101,630	\$171,881
B31	\$111,793	\$189,069
B32	\$122,972	\$207,977
B33	\$135,269	\$228,775
B34	\$148,796	\$251,652
B35	\$163,676	\$276,817

SCHEDULE C CLASSIFICATION SALARY SCHEDULE

For the Fiscal Years Beginning September 1, 2015 and 2016

Group	<4 Years of Service	≥4 Years of Service	≥8 Years of Service	≥12 Years of Service	≥16 Years of Service	≥20 Years of Service
C01	\$40,350	-	-	-	-	-
C02	\$44,082	-	-	-	-	-
C03	\$53,242	\$64,919	\$69,541	\$72,613	\$75,968	\$77,846
C04		\$72,711	\$77,639	\$80,821	\$84,391	\$86,495
C05		\$80,582	\$85,777	\$89,074	\$92,860	\$95,192
C06		\$98,903	\$102,265	\$104,331	\$106,406	\$107,682

SCHEDULE C CLASSIFICATION SALARY SCHEDULE
(Continued)

C07	\$102,828	\$103,657	\$105,575	\$107,625	\$109,675
C08	\$116,352	\$116,428	\$116,474	\$116,474	\$116,474

PART 3. SALARY ADMINISTRATION AND EMPLOYMENT PROVISIONS

Sec. 3.01. Salary Rates.

- (a) For each fiscal year of the biennium beginning September 1, 2015, annual salary rates for classified positions are as provided by the Classification Salary Schedules of §2.01.
- (b) In addition to the limits under this Article, the State Classification Office shall review new exempt positions created during the interim and provide recommendations on the appropriate class title and salary group for these positions to the Legislature during the appropriations process.
- (c) There is no authority to grant salary increases as part of the conversion of employees to Salary Schedules A, B, and C, except in the cases of:
 - (1) across-the-board salary increases authorized in this Act; or
 - (2) employees whose positions are reallocated or reclassified in accordance with §§654.0155, 654.0156, or 659.254, Government Code.
- (d) An employee hired by the State on or after September 1, 2015, including interagency transfers, must be paid at a salary rate that falls within the salary range of the applicable salary group.

Sec. 3.02. Salary Supplementation. Funds appropriated by this Act to a state agency in the executive branch of government or to an institution of higher education (consistent with §§658.001(2) and 659.020, Government Code) may not be expended for payment of salary to a person whose classified or exempt salary is being supplemented from other than appropriated funds until a report showing the amount and sources of salary being paid from other sources has been reported to the Secretary of State, State Auditor, and Comptroller.

Sec. 3.03. Salary Limits. For the biennium beginning September 1, 2015, the rate for determining the expenditure limitations for merit salary increases and promotions under §659.261, Government Code, is not limited by this Act as a percentage of the total amount spent by the agency in the preceding fiscal year for classified salaries.

Sec. 3.04. Scheduled Exempt Positions.

- (a) Except for the positions listed under Subsection (b)(3) or (c)(6), a position listed following an agency's appropriation in the agency's "Schedule of Exempt Positions" shall receive compensation at a rate not to exceed the amount indicated in that agency's "Schedule of Exempt Positions."
- (b) (1) Notwithstanding the rate listed in an agency's "Schedule of Exempt Positions," a position listed in Subsection (b)(3) may receive compensation at a rate set by the Governor in an amount not to exceed the "Maximum Salary" but not less than the "Minimum Salary" for the appropriate group as listed in Subsection (b)(2).
- (2) An exempt position listed in Subsection (b)(3) or (c)(6), for which the term "Group," followed by an Arabic numeral, is indicated, may receive compensation at a rate within the range indicated below for the respective salary group indicated.

Scheduled Exempt Position Salary Rates

Group	Minimum Salary	Maximum Salary
1	\$70,000	\$112,750
2	80,500	129,765

SALARY ADMINISTRATION AND EMPLOYMENT PROVISIONS

(Continued)

3	92,600	149,240
4	106,500	171,688
5	122,500	197,415
6	140,900	227,038
7	162,000	261,068
8	186,300	299,813

(3) Agency	Position	Salary Group
(A) Secretary of State	Secretary of State	Group 5;
(B) Office of State-Federal Relations	Executive Director	Group 3;
(C) Health and Human Services Commission	Executive Commissioner	Group 8;
(D) Texas Education Agency	Commissioner of Education	Group 8;
(E) Texas Military Department	Adjutant General	Group 5;
(F) Texas Department of Criminal Justice	Presiding Officer, Board of Pardons and Paroles	Group 5;
(G) Texas Department of Criminal Justice	Parole Board Members (6)	Group 3;
(H) Texas Commission on Environmental Quality	Commissioners (3)	Group 6;
(I) Texas Department of Housing and Community Affairs	Executive Director	Group 5;
(J) Texas Workforce Commission	Commissioners (2)	Group 5;
(K) Texas Workforce Commission	Commission Chair	Group 6;
(L) State Office of Administrative Hearings	Chief Administrative Law Judge	Group 5;
(M) Texas Department of Insurance	Commissioner of Insurance	Group 6;
(N) Office of Public Insurance Counsel	Public Counsel	Group 4;
(O) Public Utility Commission of Texas	Commissioners (3)	Group 6;
(P) Office of Public Utility Counsel	Public Counsel	Group 4;
(Q) Bond Review Board	Executive Director	Group 3;
(R) Texas Water Development Board	Commission Chair	Group 6;
(S) Texas Water Development Board	Commissioner (2)	Group 6; and
(T) Texas Water Development Board	Executive Administrator	Group 5.

- (c) (1) Notwithstanding the rate listed in an agency's "Schedule of Exempt Positions," an agency whose exempt position is listed in Subsection (c)(6) may request to set the rate of compensation provided for the agency's respective exempt position at an amount not to exceed the "Maximum Salary" but not less than the "Minimum Salary" for the appropriate group as listed in Subsection (b)(2).
- (2) The request submitted by the governing board (when applicable for an agency with a governing board) of the state agency may include:
- (A) The date on which the board (when applicable for an agency with a governing board) approved the request;
 - (B) A statement justifying the need to exceed the limitation; and
 - (C) The source of funds to be used to pay the additional salary amount.
- (3) The governing board (when applicable for an agency with a governing board) may make a request under Subsection (c)(1) a maximum of once per fiscal year or upon a vacancy in an exempt position listed in Subsection (c)(6).
- (4) A proposed rate increase shall be considered to be approved if neither the Legislative Budget Board nor the Governor issues a written disapproval of the proposal not later than:
- (A) the thirtieth business day after the date the staff of the Legislative Budget Board concludes its review of the proposed rate increase and forwards its review to the Chair of the House Committee on Appropriations, Chair of the Senate Committee on Finance, Speaker of the House, and Lieutenant Governor; and
 - (B) the thirtieth business day after the receipt of the proposed transfer by the Governor.

SALARY ADMINISTRATION AND EMPLOYMENT PROVISIONS

(Continued)

- (5) If a proposed rate increase is approved, the Legislative Budget Board shall notify the affected agency, the Governor's Office, and the Comptroller.

(6) Agency	Position	Salary Group
(A) Department of State Health Services	Commissioner	Group 7;
(B) Department of Family and Protective Services	Commissioner	Group 7;
(C) Higher Education Coordinating Board	Commissioner	Group 8;
(D) Department of Aging and Disability Services	Commissioner	Group 7;
(E) Department of Information Resources	Executive Director	Group 6;
(F) Department of Assistive and Rehabilitative Services	Commissioner	Group 6;
(G) Texas Lottery Commission	Executive Director	Group 6;
(H) Texas Juvenile Justice Department	Executive Director	Group 6;
(I) Preservation Board	Executive Director	Group 5;
(J) School for the Blind and Visually Impaired	Superintendent	Group 4; and
(K) School for the Deaf	Superintendent	Group 4.

- (d) In addition to all other requirements, any salary increase from appropriated funds within the limits provided by this section and salary increases within the limit established under an agency's bill pattern, must be:

- (1) in writing;
- (2) signed by the presiding officer of the governing board (for an agency with a governing board);
- (3) submitted to the Governor, the Legislative Budget Board and the Comptroller; and
- (4) approved by the governing board (for an agency with a governing board) in a public meeting.

- (e) (1) Each title listed in a "Schedule of Exempt Positions" following an agency's appropriation authorizes one position for the agency unless the title is followed by an Arabic numeral indicating the number of positions authorized.

- (2) The number of authorized positions for a title listed in a "Schedule of Exempt Positions" may be exceeded only:

- (A) for the purpose of hiring a replacement in a key management position as certified by the chief administrator of the agency;
- (B) if the current incumbent of the position has formally resigned or otherwise announced irrevocable plans to vacate the position;
- (C) for a period of time not to exceed the equivalent of one month's salary per fiscal year per terminating incumbent (excluding time spent on the payroll for the purpose of exhausting accrued annual leave or state compensatory time); and
- (D) if exceptions are reported as prescribed for payroll reporting procedures.

Sec. 3.05. Evening, Night, Weekend Shift Pay: Registered Nurses and Licensed Vocational

Nurses. A state agency may pay an additional evening shift or night shift differential not to exceed 15 percent of the monthly pay rate to registered nurses or licensed vocational nurses who work the 3:00 p.m. to 11:00 p.m. shift, or its equivalent, or who work the 11:00 p.m. to 7:00 a.m. shift, or its equivalent. An additional weekend shift salary differential not to exceed five percent of the monthly pay rate may be paid to registered nurses and licensed vocational nurses. The weekend shift salary differential may be paid to an eligible individual in addition to the evening shift or night shift salary differential.

Sec. 3.06. Recruitment and Retention Bonuses. A state agency may pay a bonus to an individual as provided by §659.262, Government Code.

SALARY ADMINISTRATION AND EMPLOYMENT PROVISIONS

(Continued)

Sec. 3.07. Equity Adjustments.

- (a) A state agency is authorized to adjust the salary rate of an employee whose position is classified under the position classification plan to any rate within the employee's salary group range as necessary to maintain desirable salary relationships:
 - (1) between and among employees of the agency; or
 - (2) between employees of the agency and employees who hold similar positions in the relevant labor market.
- (b) In determining desirable salary relationships under Subsection (a), a state agency shall consider the education, skills, related work experience, length of service, and job performance of agency employees and similar employees in the relevant labor market.
- (c) A state agency may award an equity adjustment to an employee under this section only if:
 - (1) the employee has worked in the employee's current position for not less than six months while maintaining at least a satisfactory level of job performance; and
 - (2) the adjustment does not take effect during the same fiscal year as another equity adjustment made to the employee's salary under this section.
- (d) A state agency shall adopt internal written rules relating to making equity adjustments under this section. The rules shall include procedures under which the agency will review and analyze the salary relationships between agency employees who receive salaries under the same job classification and perform the same type and level of work to determine if inequities exist.

Sec. 3.08. Classification Study on Scheduled Exempt Positions. The State Auditor's Office is directed to conduct a study (which is similar to the biennial study performed by the Auditor's office on the state's classification plan under Chapter 654, Government Code) that reviews the compensation of exempt positions and executive compensation as provided in Articles I through VIII of the General Appropriations Act. The study should compare exempt positions from different agencies and take into account the size of an agency's annual appropriations, the number of full-time equivalent employees (FTEs) of the agency, market average compensation for similar executive positions, the exempt position salary as compared to classified positions within the agency, and other objective criteria the Auditor's Office deems appropriate. The study shall be submitted to all members of the Legislature and the director of the Legislative Budget Board no later than September 1, 2016.

Sec. 3.09. Method of Salary Payments. All annual salaries appropriated by this Act are for full-time employment unless specifically designated as part-time. This section may not be construed to prevent the chief administrator of an agency from paying less than the maximum salary rate specified in this Act for a position, or the employment of a part-time employee to fill a regular position provided for in this Act, so long as the salary rate for such part-time employee is proportional to the regular rate for full-time employment.

Sec. 3.10. Exception - Contracts Less Than 12 Months. Facilities of the Texas Juvenile Justice Department in Article V or institutions of higher education or the schools for the blind or deaf in Article III of this Act that make contracts for less than a twelve-month period may pay salaries in equal monthly payments for the period of the contract.

Sec. 3.11. Exceptions for Certain Employees. Employees within the Principals, Teachers, Supervisors, and Coaches title at the Texas School for the Blind and Visually Impaired, the Texas School for the Deaf, and Texas Juvenile Justice Department are not subject to the salary administration provisions in Part 3 of this Article.

Sec. 3.12. Exceptions for Salary Schedule C.²

- (a) Notwithstanding other provisions in this Act, the Department of Public Safety of the State of Texas may pay its employees classified as Corporal I, II, III, IV, or V, Traffic Law Enforcement, at rates that exceed the maximum rates designated in Salary Schedule C by up to \$600 per fiscal year.

SALARY ADMINISTRATION AND EMPLOYMENT PROVISIONS

(Continued)

- (b) (1) Notwithstanding other provisions in this Act, the Department of Public Safety, Office of the Attorney General, Department of Criminal Justice, Parks and Wildlife Department, and the Alcoholic Beverage Commission of Texas shall pay its employees classified as commissioned peace officers in Salary Schedule C, salary stipends at rates that exceed the maximum rates designated in Salary Schedule C.
 - (2) Salary stipends shall be paid to commissioned peace officers who achieve certain levels of skill or certifications as approved by the departments. Such skills and certifications shall include:
 - (A) Education Level: \$50 per month for an associate degree; \$100 per month for a bachelor degree; and \$150 per month for a masters degree;
 - (B) Commission on Law Enforcement Certification Level: \$50 per month for intermediate; \$100 per month for advanced; and \$150 per month for masters;
 - (C) Bilingual Capabilities: \$50 per month for the ability to speak a language other than English.
 - (3) Commissioned peace officers may receive a stipend for education level or certification level, but not both.
- (c) The Department of Public Safety, Office of the Attorney General, Department of Criminal Justice, Parks and Wildlife Department, and the Alcoholic Beverage Commission of Texas shall work with the Comptroller to establish an efficient salary reporting and payment system.

Sec. 3.13. Matching Retirement and Certain Insurance. In each instance in which an operating fund or account is created and named by statute, the responsible officials of the state may transfer into the operating fund or account sufficient monies from treasury funds, local, institutional, or federal funds to pay proportionally the costs of matching state employees' retirement contributions and the state's share of Old Age and Survivors Insurance.

PART 4. GRANT-MAKING PROVISIONS

Sec. 4.01. Grant Restriction. Funds appropriated by this Act may not be expended for a grant to a law enforcement agency regulated by Chapter 1701, Occupations Code, unless:

- (1) the law enforcement agency requesting the grant is in compliance with all rules developed by the Commission on Law Enforcement; or
- (2) the Commission on Law Enforcement certifies that the requesting agency is in the process of achieving compliance with such rules.

Sec. 4.02. Grants.

- (a) Funds appropriated by this Act for grants of money to be made by state agencies, including the agencies in the legislative branch, are appropriated for the statutory purposes as the grantor agency may specify. A state agency shall distribute grants on a reimbursement or as needed basis unless otherwise provided by statute or otherwise determined by the grantor agency to be necessary for the purposes of the grant.
- (b) Funds appropriated by this Act for grants to be made by a state agency for a particular fiscal year may be distributed in subsequent fiscal years so long as the grant has been awarded and treated as a binding encumbrance by the grantor agency prior to the end of the appropriation year of the funds appropriated for grant purposes. Distribution of the grant funds is subject to §403.071, Government Code.

Sec. 4.03. Grants for Political Polling Prohibited. None of the funds appropriated by the Act may be granted to or expended by any entity which performs political polling. This prohibition regarding political polling does not apply to a poll conducted by an academic institution as a part of the institution's academic mission that is not conducted for the benefit of a particular candidate or party.

GRANT-MAKING PROVISIONS

(Continued)

Sec. 4.04. Limitation on Grants to Units of Local Government.

- (a) The funds appropriated by this Act may not be expended in the form of a grant to, or a contract with, a unit of local government unless the terms of the grant or contract require that the funds received under the grant or contract will be expended subject to limitations and reporting requirements similar to those provided by:
- (1) Parts 2 and 3 of this Article (except there is no requirement for increased salaries for local government employees);
 - (2) §§556.004, 556.005, and 556.006, Government Code;
 - (3) §§2113.012 and 2113.101, Government Code;
 - (4) §6.13 of this Article (Performance Rewards and Penalties);
 - (5) §7.01 of this Article (Budgeting and Reporting);
 - (6) §7.02 of this Article (Annual Reports and Inventories); and
 - (7) §2102.0091, Government Code.
- (b) In this section, "unit of local government" means:
- (1) a council of governments, a regional planning commission, or a similar regional planning agency created under Chapter 391, Local Government Code;
 - (2) a local workforce development board; or
 - (3) a community center as defined by Health and Safety Code, §534.001(b).

PART 5. TRAVEL REGULATIONS

Sec. 5.01. Travel Definitions. The definitions established by §660.002, Government Code, apply to Part 5 of this Article, unless another meaning is clearly provided. In Part 5 of this Article:

- (1) "Council of governments" includes:
 - (A) a council of governments created under Chapter 391, Local Government Code;
 - (B) a regional planning commission created under Chapter 391, Local Government Code; or
 - (C) a regional planning agency created under Chapter 391, Local Government Code.
- (2) "State agency" includes the entities within the definition of §660.002(19), Government Code, and also includes a council of governments, a local workforce development board, or a community center as defined by Health and Safety Code, §534.001(b), that uses funds appropriated by this Act to pay for the transportation, meals, lodging, or other travel expenses of its employees.

Sec. 5.02. General Travel Provisions. The funds appropriated by this Act to a state agency for the payment of transportation, meals, lodging, or incidental expenses indicates the maximum amount that may be expended by the agency. The funds appropriated by this Act may not be expended for those expenses unless the travel and the resulting requests for payment or reimbursement comply with the conditions and limitations in this Act, Chapter 660, Government Code, and the Comptroller's Rules.

Sec. 5.03. Transportation Expenses. For a state employee's use of a personally owned or leased motor vehicle, the mileage reimbursement rate for travel equals the maximum fixed mileage allowance specified in the revenue rulings issued by the Internal Revenue Service under the federal income tax regulations as announced by the Comptroller.

TRAVEL REGULATIONS

(Continued)

Sec. 5.04. Transportation in Personally Owned or Leased Aircraft. The rate of reimbursement to be paid to a state employee, key official, member of a board, commission, or a member of the Legislature for travel in the person's personally owned or leased aircraft, either within or without the boundaries of this state, is the maximum fixed mileage allowance specified in the revenue rulings issued by the Internal Revenue Service under the federal income tax regulations or alternatively as determined by the Comptroller the rates adopted by the United States Administrator of General Services as announced by the Comptroller.

Sec. 5.05. Travel Meals and Lodging Expenses.

- (a)
 - (1) A state employee who travels within the continental United States shall be reimbursed for the actual cost of lodging and meals. However, the reimbursements may not exceed the maximum meals and lodging rates based on the federal travel regulations issued by the United States General Services Administration. The maximum lodging rate allowance for Texas cities and counties that do not have a specific federal per diem rate set for that city or county shall not be more than \$85 per night.
 - (2) Notwithstanding the limit established by Subsection (a)(1), the chief administrator of a state agency or designee of the chief administrator of a state agency may determine that local conditions necessitate a change in the lodging rate for a particular location and establish a higher rate.
- (b) At the discretion of each chief administrator of a state agency, a state employee whose duties require the employee to travel outside the employee's designated headquarters without an overnight stay away from the employee's headquarters may be reimbursed for the actual cost of the employee's meals not to exceed \$36.
- (c) A state employee may receive reimbursements for the employee's actual expenses for meals and lodging when traveling outside the continental United States.
- (d) A state agency or institution may reimburse a state employee for a meal expense the employee incurs while traveling outside the employee's designated headquarters for less than six consecutive hours if the reimbursement:
 - (1) receives the written approval by the chief administrator of the state agency or institution;
 - (2) meets the rules adopted by the Comptroller regarding reimbursement for traveling outside the employee's designated headquarters for less than six consecutive hours; and
 - (3) complies with §660.206, Government Code.

Sec. 5.06. Special Provisions Regarding Travel Expenses. Reimbursement for meals and lodging as authorized by Subchapter H, Chapter 660, Government Code, on an "actual expenses" or "actual amount of" basis may not exceed twice the maximum rates specified in §5.05 of this Article.

Sec. 5.07. Travel and Per Diem of Board or Commission Members.

- (a) As authorized by §659.032, Government Code, the per diem of state board and commission members consists of:
 - (1) compensatory per diem, if specifically authorized by law, at \$30 per day; and
 - (2) at the rates provided by this Act for state employees, expense per diem, which includes:
 - (A) reimbursement of actual expenses for meals, at the rates provided by this Act for state employees;
 - (B) lodging at the rates provided by this Act for state employees;
 - (C) transportation at the rates provided by this Act for state employees; and
 - (D) incidental expenses.

TRAVEL REGULATIONS

(Continued)

- (b) If a law enacted after former Article 6813f, VTCS, (September 1, 1983), authorizes per diem for members of a particular state board or commission, but does not specify the amount of the per diem, then the amount of the per diem is the amount provided by Subsection (a).
- (c) A full-time employee paid from funds appropriated by this Act may not be paid both a salary and compensatory per diem for concurrent service as a state employee and as a board or commission member.

Sec. 5.08. Travel of Advisory Committee Members.

- (a) For the purpose of this section, the term "advisory committee" has the meaning assigned by §2110.001, Government Code.
- (b) In addition to the limits placed on reimbursement of advisory committee member expenses by this section and to the extent not otherwise limited by this Act or other law, a member of a state agency advisory committee may be reimbursed, at the rates specified in this Act for a state employee, for actual expenses for meals, lodging, transportation, and incidental expenses.
- (c) The funds appropriated by this Act may not be expended to reimburse a member of a state agency advisory committee for expenses associated with conducting committee business, including travel expenses, unless the expenditures for an advisory committee are within the limits provided by this section and other law and are:
 - (1) specifically authorized by this Act; or
 - (2) approved by the Governor and the Legislative Budget Board subsequent to the effective date of this Act.
- (d) The limitations provided by this section do not apply to an advisory committee established by the governing board of a retirement system trust fund.
- (e) The limitations provided by this section apply only to an advisory committee that is subject to Chapter 2110, Government Code.

PART 6. GENERAL LIMITATIONS ON EXPENDITURES

Sec. 6.01. Unexpended Balance.

- (a) In this Act "unexpended balance" or the abbreviation "UB" means the unobligated balance remaining in an appropriation, i.e., only that part of an appropriation, if any, that has not been set apart by the incurring of an obligation, commitment, or indebtedness by the state agency authorized to spend the appropriation. A reference in this Act to "unexpended balance" or "UB" is a reference to the unobligated balance of an amount appropriated by this Act for the fiscal year ending August 31, 2016, unless another meaning is clearly indicated.
- (b) For any estimated UB appropriated by this Act, should the actual amount of the UB be different than the estimate identified in this Act, the appropriation is adjusted to equal the actual UB, subject to any other restrictions to that appropriation made elsewhere in this Act.

Sec. 6.02. Interpretation of Estimates. In the event the amounts of federal funds, local funds, or funds other than appropriations from the General Revenue Fund, have been estimated in this Act in sums greater than are actually received by the respective agencies of the state, this Act may not be construed as appropriating additional funds from General Revenue to make up such differences. Wherever the language of this Act appropriates all receipts or balances from a specified source but uses an estimated amount to inform the Legislature and the public, the estimated figure is not to be construed as a limitation on the amount appropriated.

GENERAL LIMITATIONS ON EXPENDITURES

(Continued)

Sec. 6.03. Excess Obligations Prohibited.

- (a) An agency specified in this Act may not incur an obligation in excess of the amounts appropriated to it for the respective objects or purposes named.
- (b) As a specific exception to Subsection (a) the Comptroller of Public Accounts may determine that a proposed installment purchase arrangement is cost effective and certify this finding in response to an agency request.
- (c) A determination made by the Comptroller of Public Accounts under Subsection (b) may be made for obligations incurred for the purchase or lease of automated information system equipment only if the agency has on file with the Legislative Budget Board a Biennial Operating Plan, including any amendments to the Biennial Operating Plan, and the plan has been approved by the Legislative Budget Board.
- (d) If this section is violated, the State Auditor shall certify the fact of the violation and the amount of over-obligation to the Comptroller, and the Comptroller shall deduct an amount equivalent to the over-obligation from the salary or other compensation due the responsible disbursing or requisitioning officer or employee, and apply the amount to the payment of the obligation.
- (e) This provision is specified pursuant to §10, Article XVI, Texas Constitution.

Sec. 6.04. Interpretation of Legislative Intent. Funds appropriated by this Act shall be expended, as nearly as practicable, for the purposes for which appropriated. In the event an agency cannot determine legislative purpose from the pattern of appropriations, the agency shall seek to determine that purpose from the proceedings of the legislative committees responsible for proposing appropriations for this state.

Sec. 6.05. Comptroller's Duty to Pay. The Comptroller may not refuse to pass for payment a legal claim, factually justified, for which a valid appropriation has been made.

Sec. 6.06. Last Quarter Expenditures.

- (a) A state agency or other governmental unit using funds appropriated by this Act may not expend during the last quarter of a fiscal year more than one-third of the funds appropriated for that fiscal year.
- (b) Specifically exempted from Subsection (a) are:
 - (1) expenditures contracted for in previous quarters;
 - (2) funds required by statute, rule or regulation to be expended on a different time frame;
 - (3) seasonal employment of personnel;
 - (4) construction contracts;
 - (5) contracts dealing with purchases of food, medicines, or drugs;
 - (6) expenditures related to the Children with Special Health Care Needs program operated by the Department of State Health Services; and
 - (7) expenditures occasioned by disaster or other Act of God.
- (c) The funds exempted, under Subsection (b) may not be considered in the computation of the total funds appropriated in a fiscal year for the purpose of applying Subsection (a).

Sec. 6.07. Employee Benefit and Debt Service Items.

- (a) Funds appropriated in the various Articles of this Act for "Employees Retirement System," "Social Security State Match," "Benefit Replacement Pay," "Texas Public Finance Authority-

GENERAL LIMITATIONS ON EXPENDITURES

(Continued)

G.O. Bond Debt Service Payments," and "Lease-Payments to the Texas Public Finance Authority" may be transferred between Articles to a like appropriation item without limitation as to the amount of such transfer.

- (b) An agency to which an appropriation listed under Subsection (a) is made may pool such appropriations, made in the various Articles for a common purpose, into a single cost pool for the purpose of administering the appropriation.

Sec. 6.08. Benefits Paid Proportional by Fund.

- (a) Unless otherwise provided, in order to maximize balances in the General Revenue Fund, payment for benefits paid from appropriated funds, including "local funds" and "education and general funds" as defined in §51.009 (a) and (c), Education Code, shall be proportional to the source of funds except for public and community junior colleges. Any funds subject to restrictions that prevent their expenditure on salaries and wages shall not be subject to this proportional requirement.
- (b) Unless otherwise specifically authorized by this Act, the funds appropriated by this Act out of the General Revenue Fund may not be expended for employee benefit costs, or other indirect costs, associated with the payment of salaries or wages, if the salaries or wages are paid from a source other than the General Revenue Fund except for public community or junior colleges. Payments for employee benefit costs for salaries and wages paid from sources, including payments received pursuant to interagency agreements or as contract receipts, other than the General Revenue Fund shall be made in proportion to the source of funds from which the respective salary or wage is paid or, if the Comptroller determines that achieving proportionality at the time the payment is made would be impractical or inefficient, then the General Revenue Fund shall be reimbursed for any such payment made out of the General Revenue Fund.
- (c) For purposes of this Act, a public community or junior college may expend funds appropriated for employee benefit costs for any employee if the employee is: (1) otherwise eligible to participate in the group benefits program; and (2) an instructional or administrative employee whose salary may be fully paid from funds appropriated under the General Appropriations Act, regardless of whether the salary is actually paid from appropriated funds.
- (d) The Comptroller, after consulting with the Legislative Budget Board and the State Auditor's Office, shall develop and maintain rules to provide for the administration of this section.
- (e) Each agency or institution of higher education (excluding a community or junior college) having General Revenue Fund appropriations and other sources of financing shall file with the Comptroller and the State Auditor a report demonstrating proportionality. The report shall be filed before November 20th following the close of the fiscal year for the salaries, wages, and benefits of the preceding year ended August 31. The report shall be in a format prescribed by the Comptroller in collaboration with the Legislative Budget Board and the State Auditor's Office.
- (f) State Auditor shall at least biennially review agency and institution compliance with the requirements of this section if the agency or institution (excluding a community or junior college) receives funds appropriated under this Act. Subject to a risk assessment, the State Auditor shall audit the expenditure transfers and payments for benefits by an agency or institution. The State Auditor shall send the audit report to the Comptroller and the Legislative Budget Board upon completion of the audit, along with any recommendations for changes or refunds. The Comptroller, on receipt of notification from the State Auditor of amounts disproportionately paid from General Revenue Fund appropriations, shall reduce current year General Revenue Fund appropriations of the agency or institution until such time as such amounts are repaid from sources other than the General Revenue Fund.
- (g) Should cash balances in appropriated funds prohibit an account or fund from absorbing additional expense related to proportionality requirements, an agency or institution may be allowed to adjust benefit expenses accordingly. An agency or institution must notify the Comptroller and Legislative Budget Board of any requested adjustment. The Comptroller shall make the final determination on the allowance of any benefit expense adjustment but shall ensure General Revenue is reimbursed to the maximum extent possible.

GENERAL LIMITATIONS ON EXPENDITURES

(Continued)

- (h) For institutions of higher education, excluding public community or junior colleges, funds appropriated by this Act may not be expended for employee benefit costs, or other indirect costs, associated with the payment of salaries or wages, if the salaries and wages are paid from funds not appropriated by this Act.

Sec. 6.09. Appropriations from Special Funds. Notwithstanding other provisions of this Act, appropriation amounts from special funds or special or dedicated accounts in the General Revenue Fund (as those terms are defined by §403.001, Government Code) are specifically limited to amounts not to exceed the actual balances and revenues available to each such fund or account.

Sec. 6.10. Limitation on State Employment Levels.

- (a) (1) A state agency or institution of higher education may not use funds appropriated by this Act to pay all or part of the salaries or benefits of a number of employees which would cause the number of full-time equivalent employees (FTEs) paid from funds appropriated by this Act by the state agency or institution of higher education for a fiscal quarter to exceed the figure indicated by this Act for that state agency or institution without reporting that use of funds to the Governor and the Legislative Budget Board at a time not later than the last day of the first month following each quarter of the fiscal year.
- (2) In addition to the reporting requirement of Subsection (a)(1) of this section, without the written approval of the Governor and the Legislative Budget Board a state agency or institution of higher education may not use funds appropriated by this Act to pay all or part of the salaries or benefits of a number of employees which would cause the number of full-time equivalent employees (FTEs) paid from funds appropriated by this Act by the state agency or institution of higher education for a fiscal quarter to exceed the lesser of either:
 - (A) one hundred and ten percent (110%) of the FTE figure indicated by this Act for that state agency or institution; or
 - (B) one hundred percent (100%) of the figure indicated by this Act for that state agency or institution plus fifty (50) FTEs.
- (b) (1) A report by a state agency or institution of higher education of exceeding the FTE limitations established by this section must be submitted by the governing board of the state agency or institution of higher education (if the agency has a governing board) or by the chief administrative officer (if the agency does not have a governing board or the governing board has not met) and must include at a minimum:
 - (A) the date on which the board (if the agency has a governing board) or by the chief administrative officer (if the agency does not have a governing board or the governing board has not met) approved the report;
 - (B) a statement justifying the need to exceed or reduce the limitation;
 - (C) the source of funds to be used to pay any additional salaries; and
 - (D) an explanation as to why the functions of any proposed additional FTEs cannot be performed within current staffing levels.
- (2) A request by a state agency or institution of higher education to exceed the FTE limitations established by this section must be submitted by the governing board of the state agency or institution of higher education (if the agency has a governing board) or by the chief administrative officer (if the agency does not have a governing board) and must include at a minimum:
 - (A) the date on which the board (if the agency has a governing board) or the chief administrative officer (if the agency does not have a governing board) approved the request;
 - (B) a statement justifying the need to exceed the limitation;
 - (C) the source of funds to be used to pay any additional salaries; and
 - (D) an explanation as to why the functions of any proposed additional FTEs cannot be performed within current staffing levels.

GENERAL LIMITATIONS ON EXPENDITURES

(Continued)

- (c) An agency or institution may make a preliminary report to the Governor and the Legislative Budget Board without meeting the requirements of Subsection (b)(1)(A) if the governing board of the agency or institution has not met within the reporting time.
- (d) For the purpose of Subsections (a) and (b), the number of FTEs employed by a state agency (not including an institution of higher education or an affiliated entity, the State Preservation Board, Parks and Wildlife Department, Texas School for the Blind and Visually Impaired, Texas School for the Deaf, and Texas Commission on Environmental Quality) for a fiscal quarter:
 - (1) shall be determined in accordance with the report filed pursuant to § 2052.103, Government Code;
 - (2) shall include only employees paid with funds appropriated through this Act;
 - (3) shall not include overtime hours; and
 - (4) shall include a position filled by temporary or contract workers for more than half of the work days of the year preceding the final day of the reporting period. Temporary or contract workers shall include workers employed under contract to fill specific positions customarily filled by state employees. The State Auditor is authorized to provide interpretations of this provision.
- (e) For the purpose of Subsections (a) and (b), the number of FTEs employed by the State Preservation Board, Texas Commission on Environmental Quality, the Parks and Wildlife Department, the Texas School for the Blind and Visually Impaired, the Texas School for the Deaf, or an institution of higher education or an affiliated entity, for a fiscal year:
 - (1) shall be determined in accordance with the reports filed pursuant to §2052.103, Government Code;
 - (2) shall be an average of the four reports filed for that fiscal year;
 - (3) shall include only employees paid with funds appropriated through this Act;
 - (4) shall not include overtime hours; and
 - (5) shall include a position filled by temporary or contract workers for more than half of the work days of the year preceding the final day of the reporting period. Temporary or contract workers shall include workers employed under contract to fill specific positions customarily filled by state employees. The State Auditor is authorized to provide interpretations of this provision.
- (f) This section shall not apply to appropriations made by this Act to the:
 - (1) Office of the Governor; or
 - (2) Comptroller.
- (g) The limitations on FTEs under this section do not apply to a state agency or institution in instances of employment, including employment of temporary or contract workers, directly associated with events declared disasters by the Governor. Each state agency or institution shall annually notify the State Auditor, Comptroller, Legislative Budget Board, and Governor of FTEs exempted under this section.
- (h) (1) The limitations on FTEs under this section do not apply to a state agency or institution in an instance of employment for a project, including employment of a temporary or contract worker, if the FTEs associated with that project are not included in the number of FTEs allowed in the agency's bill pattern and the employees are associated with:

GENERAL LIMITATIONS ON EXPENDITURES

(Continued)

- (A) implementation of a new, unanticipated project that is 100 percent federally funded; or
 - (B) the unanticipated expansion of an existing project that is 100 percent federally funded.
- (2) With regard to the exemption from the FTE limitations provided by this Subsection (h), a state agency or institution is exempt from the FTE limitations only for the duration of the federal funding for the employment related to the project and all salaries, benefits, and other expenses incurred related to employment must be paid from federal funds.
 - (3) This Subsection (h) does not exempt any employees associated with existing projects that are 100 percent federally funded and included in the number of FTEs allowed in the agency's bill pattern.
 - (4) Each state agency or institution shall notify the State Auditor, Comptroller, Legislative Budget Board, and Governor of FTEs exempted under this Subsection (h).
- (i) If a program is transferred from a state agency or institution of higher education, then at any time during the biennium, the Legislative Budget Board and the Governor may agree to reduce the number of FTEs paid from funds appropriated by this Act by the state agency or institution of higher education for one or more fiscal quarters to a figure below that indicated by this Act for that agency or institution.
 - (j) The limitations on FTEs under this section do not apply to a state agency or institution of higher education in an instance of employment, including employment of a temporary or contract worker, if the employee is paid from appropriations of gifts and grants under Section 8.01 of this Article.
 - (k) The requirements of requesting and reporting under this section do not apply to a state agency or an institution of higher education with fewer than 50 FTEs allowed in the agency's or institution's bill pattern.

Sec. 6.11. Purchases of Postage.

- (a) If the expenditures for postage by an agency, other than the Legislature or an institution of higher education, exceed \$4,000 for a fiscal year, the agency shall purchase postage only in accordance with §2113.103(c), Government Code.
- (b) The amount received by an agency as a refund of postage used by the agency shall be deposited in the fund to the credit of the appropriation from which postage for the agency is paid and is appropriated to the agency for postage use.

Sec. 6.12. Expenditures for State-Federal Relations.

- (a) Funds appropriated by this Act may not be spent by a state agency to carry on functions for which funds have been appropriated to the Office of State-Federal Relations to perform except when an interagency contract has been executed between the Office of State-Federal Relations and the state agency.
- (b) Prior to travel to the Washington, D.C. area, including any trip with a destination to the Reagan-National, Dulles, or Baltimore Washington International airports, state agency personnel shall inform the Office of State-Federal Relations regarding:
 - (1) the timing of the trip;
 - (2) the purpose of the trip; and
 - (3) the name of a contact person for additional information.

GENERAL LIMITATIONS ON EXPENDITURES

(Continued)

(c) Under Subsection (b) the term "travel" is limited to only activities:

- (1) involving obtaining or spending federal funds; or
- (2) impacting federal policies.

Sec. 6.13. Performance Rewards and Penalties.

- (a) It is the intent of the Legislature that appropriations made by this Act be utilized in the most efficient and effective manner possible to achieve the intended mission of each state agency and institution. In order to achieve the objectives and service standards established by this Act, agencies and institutions shall make every effort to attain the designated key performance target levels associated with each item of appropriation.
- (b) To support and encourage the achievement and maintenance of these appropriated annual performance levels, continued expenditure of any appropriations in this Act shall be contingent upon compliance with the following provisions:
 - (1) Agencies and institutions, in coordination with the Legislative Budget Board, shall establish performance milestones for achieving targets within each annual budget and performance period; time frames for these milestones and the related performance reporting schedule shall be under guidelines developed and maintained by the Legislative Budget Board.
 - (2) Agencies and institutions shall provide testimony as to the reasons for any performance variances to the Senate Finance Committee and the House Appropriations Committee, as determined to be necessary by those committees; assessments of agency and institution performance shall be provided to the committees under guidelines and procedures developed and maintained by the Legislative Budget Board.
- (c) Upon a finding that an agency or institution has successfully met or exceeded performance expectations, or has failed to achieve expected performance levels, the Legislative Budget Board, and the Governor, may adopt a budget execution order, which may include but is not limited to, one or more of the following:
 - (1) Positive Incentives/Rewards - Increased funding, exemption from reporting requirements, increased funding transferability, formalized recognition or accolade, awards or bonuses, expanded responsibility, or expanded contracting authority; or
 - (2) Negative Incentives/Redirection - Evaluation of outcome variances for remedial plan, reduction of funding, elimination of funding, restriction of funding, withholding of funding, reduction of funding transferability, transfer of functional responsibility to other entity, recommendation for placement in conservatorship, direction that a management audit be conducted or direction that other remedial or corrective actions be implemented.
 - (3) The Legislative Budget Board may develop and maintain rules and procedures for the implementation of the above provisions.
 - (4) The Legislative Budget Board may request comments from the State Auditor's Office regarding performance penalties and rewards.

Sec. 6.14. Bookkeeping Entries. Should clerical or bookkeeping errors result in any monies being expended, transferred, or deposited into incorrect funds in or with the state treasury or any monies being cleared from a trust and suspense fund to other than the proper fund, such erroneously expended, transferred, deposited, or cleared monies may be transferred to the correct funds or accounts or trust and suspense account within the state treasury on request of the administering department with the concurrence of the Comptroller, and so much as is necessary for said transfer is appropriated.

Sec. 6.15. Accounting for State Expenditures.

- (a) Notwithstanding the various patterns of appropriation established in this Act, the Comptroller shall account for the expenditure of funds appropriated by this Act in a manner that allows for

GENERAL LIMITATIONS ON EXPENDITURES

(Continued)

the reporting of expenditures attributable to each strategy in each agency's respective Strategic Planning and Budget Structure as approved by the Governor and the Legislative Budget Board. The information shall be recorded and maintained systematically in the state accounting system in a manner that provides for the integration of the state's budget data and the state's accounting data and to facilitate the state's budget development process.

- (b) This section does not require the deposit into and subsequent disbursement of funds from the state treasury that relate to Texas Public Education Grants, or "local funds" defined in §51.009, Education Code, except for tuition and lab fees.

Sec. 6.16. Fee Increase Notification. None of the funds appropriated by this Act may be expended by an agency which increases the rate of a fee assessed by that agency unless the agency provides a notice to the payer of the fee that the fee rate was set by the agency or its governing board and not mandated by the Legislature.

Sec. 6.17. Consolidated Funds. Contingent on the enactment of legislation relating to the dedication of funds, the Comptroller, on approval of the Legislative Budget Board, may change an applicable agency's method of financing source name as provided in this Act to reflect changes made by the other legislation that affects the status of the funding source. No change in the amount of the appropriation would be affected by this change.

Sec. 6.18. Demographic and Statistical Studies. Before expending funds appropriated by the Act for the purpose of contracting for a consultant or other private assistance in performing a study required by the Legislature that includes statistical or demographic analysis of data, the agency conducting the study shall determine if the resources of the Texas Legislative Council or the Office of the State Demographer and the Texas State Data Center at The University of Texas at San Antonio are available to assist the agency in designing or conducting that component of the study.

Sec. 6.19. Cost Allocations. For the purpose of more effective and efficient identification and allocation of costs, and to effect timely payments to employees and vendors, agencies may temporarily charge salary and/or operating costs to appropriations most applicable for the expense being incurred. Upon receipt of more specific information such as personnel-time allocation information for payrolls, or allocation of office supplies or other goods and services, agencies may reimburse the original paying appropriations by transfer from the appropriation to which the expenditure should have been charged. Such transfers must be accomplished within twelve months in a manner which records appropriate expenditures to the borrowing appropriation and negative expenditures to the lending appropriation. These transfers may be in summary amounts in a manner approved by the Comptroller. Each agency must maintain adequate detailed records to support summary transfer amounts.

Sec. 6.20. Use of Appropriations to Contract for Audits.

- (a) Notwithstanding any other law, or other sections of this Act, none of the funds appropriated in this Act shall be used by the agencies or institutions of higher education to enter into a contract with an independent audit entity for audit services, except as specified by this section.
- (b) An agency or institution appropriated funds in this Act may use funds appropriated in this Act to:
 - (1) enter into an interagency contract with the State Auditor's Office (SAO) for the SAO to provide audit services to the agency or institution. At the discretion of the State Auditor and the Legislative Audit Committee, the SAO may conduct the audit or the SAO may enter into a contract with an independent audit entity to conduct the audit; or
 - (2) enter into a contract with an independent audit entity for the provision of audit services pursuant to §321.020, Government Code, if:
 - (A) the SAO has reviewed the scope of the proposed audit and has issued a written approval for the scope of the proposed audit, and
 - (B) the SAO has delegated the authority to enter into the proposed audit to the agency or institution, in the event the agency or institution does not have a specific statutory delegation of authority to enter into a contract for audit services.

GENERAL LIMITATIONS ON EXPENDITURES

(Continued)

Sec. 6.21. Limitations on Use of Appropriated Funds. Funds appropriated by this Act, other than those appropriated to an institution of higher education, may be expended only for items set out in the expenditure classifications of the Comptroller's Manual of Accounts insofar that an agency expending the appropriated funds has existing statutory authority for making the expenditures and the expenditures are not otherwise limited or prohibited in this Act.

Sec. 6.22. Informational Items. Object of expense (OOE) listings contained in this Act, and other informational listings are not appropriations, and are merely informational listings that are intended to qualify or direct the use of funds appropriated in agency strategies, or are incidental to the appropriation made in the agency strategies.

Sec. 6.23. Appropriations from State Tax Revenue. The appropriations from state tax revenue not dedicated by the Constitution for the 2016-17 biennium shall not exceed the Texas Constitution's Article VIII, §22 limit of \$94,267,654,158 established by the Legislative Budget Board pursuant to §316.002, Government Code. The limit on appropriations that can be made for the 2016-17 biennium is subject to adjustments resulting from revenue forecast revisions or subsequent appropriations certified by the Comptroller to the 2014-15 biennial appropriations from state tax revenue not dedicated by the Constitution. The Comptroller may adjust the composition of fund and account balances without any net change in balances or change in appropriations so as to ensure compliance with the limit set forth in Article VIII, §22 of the Texas Constitution.

Sec. 6.24. Deposit and Notification Requirement for Certain RESTORE Act Funds.

- (a) Funds related to the Resources and Ecosystems Sustainability, Tourist Opportunities, and Revived Economies of the Gulf Coast States Act (RESTORE Act) shall be deposited to the State Treasury in a designated account to be determined by the Comptroller of Public Accounts.
- (b) Any agency that intends to expend at least \$1 million for a project or program using funds related to the RESTORE Act Direct Component shall notify the Legislative Budget Board in a timely manner prior to making any such expenditure. The notification shall include information describing the project or program and its cost.
- (c) Funds related to the National Fish and Wildlife Foundation or Natural Resource Damage Assessment are not subject to this rider.

PART 7. REPORTING REQUIREMENTS

Sec. 7.01. Budgeting and Reporting.

- (a) As a limitation and restriction upon appropriations made by this Act, agencies and institutions of higher education appropriated funds by this Act may expend funds only if there is compliance with the following provisions:
 - (1) On or before December 1 of each fiscal year, an itemized budget covering the operation of that fiscal year shall be filed with the Governor, the Legislative Budget Board, and the Legislative Reference Library in the format prescribed jointly by the Legislative Budget Board and the Governor.
 - (2) All subsequent amendments to the original budget shall be filed with the Governor and the Legislative Budget Board within 30 days of approval of such amendments unless such reporting requirement is waived.
 - (3) Under guidelines developed by the Legislative Budget Board, each agency shall file a report with the Legislative Budget Board, the Governor, the Legislative Reference Library, the state publications clearinghouse of the Texas State Library, State Auditor's Office, and the appropriate substantive committees of the House and Senate. The report shall analyze the agency's performance relative to the attainment of stated outcome, output and efficiency targets of each funded goal and strategy. The report shall be submitted at such intervals required by the Legislative Budget Board. The report shall contain a comparison of actual performance for the reporting period with targeted performance

REPORTING REQUIREMENTS

(Continued)

based on the level of funding appropriated. In developing guidelines for the submission of agency performance reports, the Legislative Budget Board (in consultation with the Governor) shall:

- (A) specify the measures to be reported including the key performance measures established in this Act;
 - (B) approve the definitions of measures reported; and
 - (C) establish standards for and the reporting of variances between actual and targeted performance levels.
- (4) The Legislative Budget Board (in consultation with the Governor) may adjust projected performance target levels, develop new measures, modify or omit existing measures and measure definitions, and/or transfer measures between agencies, goals or strategies to reflect appropriation changes made by riders or other legislation subsequent to passage of this Act, invocation of budget execution authority by the Governor and the Legislative Budget Board, or as unforeseen circumstances may warrant during the biennium.
- (5) To ensure that the Program and Cost Accounting functions of the Uniform Statewide Accounting System (USAS) are maximized, it is the intent of the Legislature that the Legislative Budget Board and the Governor:
- (A) determine the agencies, institutions, goals, strategies or other reporting units for which cost accounting data is required;
 - (B) approve the basis for calculating and allocating costs to selected functions, tasks or measures;
 - (C) determine the frequency of reporting cost accounting data needed; and
 - (D) provide for the integration of cost accounting data into the budget development and oversight process.
- (6) The determinations to be made should be based upon due consideration of the relative benefits and cost-effectiveness of applying cost accounting requirements to a given state operation.
- (b) It is further the intent of the Legislature that the Comptroller develop and provide USAS training modules and support for state agencies and institutions to activate the cost accounting requirements addressed above.

Sec. 7.02. Annual Reports and Inventories.

- (a) None of the monies appropriated by this Act may be expended after November 20th following the close of the fiscal year unless an annual financial report has been filed by the executive head of each agency specified in this Act in accordance with §2101.011, Government Code.
- (b) The Comptroller shall withhold any appropriations for expense reimbursements for the heads of agencies or any employees of such agencies until delinquent reports have been filed with the Comptroller.
- (c) "Heads of agencies" as used in this section mean the elected and appointed officials, members of commissions, boards, etc., and the chief administrative officer of such department, board, commission, bureau, office, or agency of the state for which appropriations are made in this Act.

Sec. 7.03. Notification to Members of the Legislature.

- (a) An agency may not use funds appropriated by this Act to close an agency's field office unless the agency provides notification to affected members of the Legislature prior to the public announcement of the closing of the field office.

REPORTING REQUIREMENTS

(Continued)

- (b) It is the intent of the Legislature that at the time of announcing information to the news media concerning a matter of public safety, a state agency that receives funds appropriated under this Act shall make a reasonable attempt to contact each member of the Legislature whose district could be affected by the content of the press release and disclose to the member the content of the press release.

Sec. 7.04. Contract Notification: Amounts Greater than \$50,000.

- (a) In this section "contract" includes a contract or grant or agreement, including an interagency grant or agreement or an interlocal grant agreement, purchase order or other written expression of terms of agreement or an amendment, modification, renewal, or extension of such for the purchase or sale of goods or services that was entered into or paid for, either in whole or in part, by a state agency or institution of higher education.
- (b) In this section a contract does not include a contract that has been reported to the Legislative Budget Board under §§2054.008, 2166.2551, 2254.006, or 2254.0301, Government Code or a contract with a value of less than or equal to \$50,000.
- (c) Before October 1 of each fiscal year, a state agency or institution of higher education shall report to the Legislative Budget Board in the manner prescribed by Legislative Budget Board all contracts to which the agency or institution was a party during the prior fiscal year.

Sec. 7.05. Reports and References.

- (a) All references in this Act to the "Governor," "Office of the Governor," and "Governor's Office of Budget, Planning and Policy" are changed to "the Governor's Office."
- (b) A state agency or institution shall submit to the Governor's Office all reports, approval processes, notifications, filings, documentation of expenditures, plans, addendums, or updates submitted to the Legislative Budget Board, under provisions contained in this Act.

Sec. 7.06. Internal Assessments on Utilization of Historically Underutilized Businesses. Out of funds appropriated in this Act to each state agency and institution, before December 1, 2015, each agency and institution shall submit to the Comptroller and Legislative Budget Board an internal assessment evaluating the agency's or institution's efforts during the previous two fiscal years in increasing the participation of historically underutilized businesses (HUBs) in purchasing and public works contracting. The Comptroller or Legislative Budget Board may evaluate information provided in the internal assessments to determine the agency's or institution's good faith efforts towards increasing the use of HUBs in purchasing and contracting for goods and services in accordance with Chapter 2161, Government Code and 34 Texas Administrative Code, Chapter 20, Subchapter B.

Sec. 7.07. Historically Underutilized Business Policy Compliance.

- (a) (1) Before December 1, 2015, each agency or institution shall submit a report demonstrating to the Legislative Budget Board and Comptroller compliance and a plan for maintaining future compliance with Government Code, §2161.123 and that it will make good faith efforts to meet its goals established under Government Code, §2161.123 (d)(5) for increasing the agency's or institution's use of historically underutilized businesses (HUBs) in purchasing and public works contracting.
- (2) The State Auditor's Office (SAO) shall audit compliance with HUB provisions at least once per biennium. The SAO shall select entities for audit based on a risk assessment performed by the SAO. The SAO should make recommendations to the entities audited. Copies of the audit report shall be submitted to the Legislative Budget Board and Comptroller.
- (3) In demonstrating to the Legislative Budget Board and Comptroller that the agency or institution is compliant and will in the future maintain compliance or become compliant with Government Code, §2161.123 and that it will make good faith efforts to meet the agency's or institution's HUB purchasing and contracting goals, the agency or institution shall submit a plan addressing:

REPORTING REQUIREMENTS

(Continued)

- (A) Statistical disparities by race, ethnicity and gender classification in current HUB utilization, particularly in prime contracting;
- (B) Statistical disparities by race, ethnicity and gender classification in the private marketplace, particularly in the area of utilization of women- and minority-owned firms in commercial construction;
- (C) Statistical disparities in firm earnings by race, ethnicity and gender classification;
- (D) Anecdotal testimony of disparate treatment as presented by business owners in interviews, surveys, public hearings and focus groups;
- (E) Details of the agency's outreach plan; and
- (F) Proper staffing of the agency's HUB department.

- (b) Upon being identified as lacking in compliance with HUB provisions by the SAO or at the request of the Legislative Budget Board, a state agency or institution shall also provide quarterly reports to the Legislative Budget Board and Comptroller on the status of implementation of the plan described under Subsection (a) of this section.

Sec. 7.08. Reporting of Historically Underutilized Business (HUB) Key Measures. In accordance with Government Code §2161.127 relating to the reporting of HUB key performance measures, the Legislative Budget Board reports information provided by agencies and institutions of higher education in the legislative appropriations requests on the LBB website, which can be found at <http://www.lbb.state.tx.us/Bill84/Art9HUBKeyMeasures.pdf>.

Sec. 7.09. Fraud Reporting. A state agency or institution of higher education appropriated funds by this Act, shall use appropriated funds to assist with the detection and reporting of fraud involving state funds by:

- (1) providing information on the home page of the entity's website on how to report suspected fraud, waste, and abuse involving state resources directly to the State Auditor's Office. This shall include, at a minimum, the State Auditor's Office fraud hotline information and a link to the State Auditor's Office website for fraud reporting; and
- (2) including in the agency or institution's policies information on how to report suspected fraud involving state funds to the State Auditor's Office.

Sec. 7.10. Reporting Requirement for Deepwater Horizon Oil Spill Funds.

- (a) Any state agency or institution of higher education that receives, expends, or administers funds, appropriations, or donations related to the Deepwater Horizon oil spill shall submit reports at the end of each fiscal quarter to the Legislative Budget Board. These include, but are not limited to, funds, appropriations, or donations from:
 - (1) the State Treasury;
 - (2) the federal government;
 - (3) the Resources and Ecosystems Sustainability, Tourist Opportunities, and Revived Economies of the Gulf Coast States Act;
 - (4) legal settlements and agreements;
 - (5) private companies; and
 - (6) non-profit organizations.
- (b) The reports shall be in the format prescribed by the Legislative Budget Board and include the following information:

REPORTING REQUIREMENTS

(Continued)

- (1) activity since April 20, 2010;
- (2) amounts received by funding source;
- (3) projects and project descriptions;
- (4) expenditures, obligations, and projected costs;
- (5) timelines; and
- (6) direct and indirect costs.

Sec. 7.11. Border Security.

- (a) The Department of Public Safety, Texas Military Department, Texas Parks and Wildlife Department, Trusteed Programs Within the Office of the Governor, Texas Department of Criminal Justice, Texas Alcoholic Beverage Commission, Texas Commission on Law Enforcement, and any other agency as requested by the Legislative Budget Board, shall report all budgeted and expended amounts and performance results for border security as of January 31st and August 31st of each fiscal year to the Legislative Budget Board.
- (b) In this section, border security is defined as activities associated with deterring crimes and enforcing state laws related to offenses listed in the Texas Government Code, Section 772.0071, or hunting and fishing laws related to poaching, or for which Texas receives federal grants intended to enhance law enforcement, or that relate to federal law enforcement operations, between designated entry and exit points in counties:
 - (1) adjacent to or a portion of which is located within 20 miles of an international border;
or
 - (2) adjacent to two counties located on an international border with a population of more than 5,000 and less than 7,500 according to the most recent decennial census; or
 - (3) adjacent to the Gulf Intracoastal Waterway, as defined by the Texas Transportation Code, Section 51.002(4).
- (c) This report shall be provided not later than 30 days after the reporting period specified in Subsection (a) and in a manner prescribed by the Legislative Budget Board. The report shall include, at a minimum:
 - (1) expended amounts and performance results for activities related to enforcing laws listed in Subsection (b) that occurring:
 - (A) in each county in Subsection (b) as well as for activities statewide that support the definition included in Subsection (b); enforcement of those laws in these counties, and
 - (B) in any geographic region outside of the counties included in Subsection (b), as requested, such as areas identified as smuggling corridors;
 - (2) the method of finance of budgeted and expended amounts;
 - (3) the object of expense of budgeted and expended amounts; and
 - (4) regular and overtime pay.

Sec. 7.12. Notification of Certain Purchases or Contract Awards, Amendments, and Extensions.

- (a) Until providing notice that satisfies the requirements of this Sec. 7.12, an agency or institution of higher education appropriated funds in this Act may not expend any funds to make a payment on the contract or purchase if the expected amount of the contract or purchase exceeds or may reasonably be expected to exceed either of the following thresholds:

REPORTING REQUIREMENTS

(Continued)

- (1) \$10 million; or
- (2) \$1 million in the case of a contract or purchase:
 - (A) awarded or made as a result of an emergency or following an emergency procedure allowed by statute; or
 - (B) awarded or made without issuing a request for proposal, request for bid, or other similar process common to participation in the competitive bidding processes required by statute, rule, or ordinary and commonly recognized state policies and procedures.
- (b) An agency or institution of higher education may not expend funds to make payment on a contract or purchase order under Subsection (a)(1) or (a)(2) until the notice required in this Section 7.12 is provided to the Legislative Budget Board. Such notice shall be provided to the Legislative Budget Board:
 - (1) at least 10 business days prior to making such as a payment; or
 - (2) within 48 hours of making such a payment if the contract or purchase order was made as a result of an emergency or following an emergency procedure allowed by statute. Such a purchase must be necessary to avoid a hazard to life, health, safety or the welfare of humans, or to avoid a hazard to property.
- (c) A notice required by this Sec. 7.12 must include:
 - (1) information regarding the nature, term, amount and the vendor(s) awarded the contract or purchase;
 - (2) (A) certification signed by the executive director of the agency or other similar agency or institution administrator or designee of the agency or institution of higher education stating that the process used to award the contract, contract extension, or purchase complies with or is consistent with the following:
 - (i) State of Texas Contract Management Guide;
 - (ii) State of Texas Procurement Manual; and
 - (iii) all applicable statutes, rules, policies and procedures related to the procurement and contracting of goods and services, including compliance with conflict of interest disclosure requirements;

or

 - (B) if the process to award the contract, contract extension, or procurement did not comply with the requirements of Subsection (c)(2) (A)(i), (ii) and (iii), the agency or institution of higher education shall provide an explanation for the alternative process utilized, legal justification for the alternative process, and identify the individual(s) directing the use of an alternative process;
- (3) certification by the executive director of the agency or other similar agency or institution administrator or designee of the agency or institution of higher education that the agency or institution has a process for:
 - (A) verification of vendor performance and deliverables;
 - (B) payment for goods and services only within the scope of the contract or procurement order; and
 - (C) calculation and collection of any liquidated damages associated with vendor performance; and
- (4) any other information requested by the Legislative Budget Board before or after the Legislative Budget Board receives the notice as required by this Sec. 7.12.
- (d) This section shall apply without regard to the source of funds associated with the expenditures and without regard to the method of finance associated with the expenditures.

REPORTING REQUIREMENTS

(Continued)

- (e) If the agency does not satisfy the notification requirements of this section, the Director of the Legislative Budget Board shall provide written notification to the comptroller, governor, and Legislative Budget Board detailing the requirements of this section that the agency did not meet and any recommendations to address identified risks related to the procurement or contract, including contract cancellation.
- (f) In this section the term:
 - (1) "contract" includes:
 - (A) an original contract or grant;
 - (B) a contract or grant amendment;
 - (C) a contract or grant extension;
 - (D) a purchase order;
 - (E) an interagency grant or agreement; or
 - (F) an interlocal grant agreement.
 - (2) "purchase" includes any acquisition methods covered by Title 10, Government Code, including Chapters 2155, 2156, or 2157 and Sections 51.9335 or Section 73.115 of the Education Code.
- (g) It is the intent of the legislature that a written notice certified as required by this Sec. 7.12 should be considered a "governmental record" as defined under Chapter 37, Penal Code.
- (h) (1) This Section 7.12 does not make an appropriation but does provide detailed direction to agencies and institutions of higher education regarding the use of funds appropriated by this Act and places limitations on the use of funds appropriated by this Act.
 - (2) No part of this Section 7.12 takes effect if both Senate Bill 20 relating to state agency contracting; authorizing fees; creating an offense or similar legislation enacted by the Eighty fourth Legislature, Regular Session, and House Bill 15 relating to the management of state contracts, including contracts for information technology commodity items or similar legislation enacted by the Eighty-fourth Legislature, Regular Session become law and take effect on or before September 1, 2015.

Sec. 7.13. Notification of Certain Expenditures Related to Mitigation of Adverse Environmental Impacts. No state agency or institution of higher education appropriated funds by this Act may enter into an agreement to comply with Title 23, Subchapter H, Part 777 of the Code of Federal Regulations or Section 201.617 of the Transportation Code until providing notice to the Legislative Budget Board including the nature and term of the agreement, the process used to award the agreement, payment for goods and services within the scope of the agreement. The agency or institution shall respond promptly to any request from the Legislative Budget Board for additional information regarding the agreement.

PART 8. OTHER APPROPRIATION AUTHORITY

Sec. 8.01. Acceptance of Gifts of Money.

- (a) A gift or bequest of money to a state agency named in this Act, including the legislative branch, that has specific authority to accept gifts is appropriated to the agency designated by the grantor and for the purpose the grantor may specify, subject to Subsections (b), (c), (d), and (e).
- (b) Unless exempted by specific statutory authority, a gift or bequest of money shall be:
 - (1) deposited into the state treasury, and
 - (2) expended in accordance with the provisions of this Act.
- (c) A gift or bequest to a state agency may not be transferred to a private or public development fund or foundation, unless written permission for the transfer is given by the donor of the gift or

OTHER APPROPRIATION AUTHORITY

(Continued)

representative of the estate. An account of all such letters of written permission and transfers of gifts or bequests shall be kept by the agency and shall be reported to the State Auditor and the Legislative Budget Board.

- (d) An unexpended balance, from a gift or bequest, existing at the beginning of this biennium or at the end of a fiscal year of this biennium is appropriated for use during this biennium for the purpose provided by the grantor.
- (e) It is the intent of the Legislature that during the years subsequent to this biennium, to the extent allowed by law, the gift or bequest be used by the beneficiary agency for the purpose provided by the grantor.

Sec. 8.02. Reimbursements and Payments.

- (a) Except as provided in Subsection (f) or other provision of this Act, any reimbursements received by an agency of the state for authorized services, including contractual agreements with a non-governmental source or any unit of government, including state, federal, or local government, refund of expenditures received by an agency of the state and any payments to an agency of the state government made in settlement of a claim for damages, are appropriated to the agency of the state receiving such reimbursements and payments for use during the fiscal year in which they are received. Revenues specifically established by statute on a fee or service provided basis are not appropriated by this section and are available for expenditure by the collecting agency only if appropriated elsewhere in this Act.
- (b) Forfeited money, proceeds from the sale of forfeited property or similar monetary awards related to the agency's participation in the seizure of controlled substances or other contraband are appropriated to the receiving state agency, unless distribution is otherwise provided by statute or specific provision of this Act.
- (c) Except as provided elsewhere in this Act, net amounts of money received by an agency as a result of tax seizures or other similar recoveries authorized by statute shall be deposited in the state treasury as unappropriated revenues to the funds or accounts authorized by statute.
- (d) The portion of proceeds representing recoveries of costs incurred in forfeitures under Subsection (b) or, seizures or similar recoveries under Subsection (c) are appropriated to the receiving agency. Such cost recoveries include court costs, attorney fees, rentals or storage fees, auction and sale costs, preparation costs to condition property for sale, and salaries, travel, and other overhead costs of the agency.
- (e) The reimbursements, refunds, and payments received under Subsection (a) shall be credited by the Comptroller to the agency's current appropriation items or accounts from which the expenditures of like character were originally made, or in the case of damage settlements to the appropriation items or accounts from which repairs or replacements are made; provided, however, that any refund of less than \$50 to an institution of higher education for postage, telephone service, returned books and materials, cylinder and container deposits, insurance premiums and like items, shall be deposited to the current fund account of the institution in the state treasury and such funds are appropriated.
- (f)
 - (1) Fifty percent of the reimbursements, refunds, and payments of state funds received under Subsection (a) as a result of a recovery audit pursuant to Chapter 2115, Government Code, shall be credited by the Comptroller to the agency's current appropriation items or accounts from which the expenditures of like character were originally made and such funds are appropriated to the agency in the fiscal year in which the funds are received. The remaining 50 percent shall be deposited in the state treasury as unappropriated revenues to the originating funds or accounts.
 - (2) Any reimbursement or refund related to grant funds shall be governed by Part 4, Grant-making Provisions, of this Article.
- (g) An unexpended balance received by an agency or institution from disaster related recoveries, disaster-related reimbursements, disaster-related refunds, or other disaster-related payments that

OTHER APPROPRIATION AUTHORITY

(Continued)

exist on: (1) August 31, 2015 are appropriated for use during the following fiscal year beginning September 1, 2015; and (2) August 31, 2016 are appropriated for use during the following fiscal year beginning September 1, 2016.

- (h) Any recovered state funds distributed under §12.106, Texas Education Code, after the revocation or other cessation of operation of an entity under Chapter 12, Texas Education Code, are appropriated to the Texas Education Agency for the management and closure of entities and disposition of state property under Chapter 12, Texas Education Code. Proceeds from the sale of real property returned to the state due to revocation or other cessation of operation of an entity under Chapter 12, Texas Education Code, are appropriated to the Texas Education Agency for the management and closure of entities and disposition of state property under Chapter 12, Texas Education Code. Any unexpended and unobligated balances identified by this section remaining as of August 31, 2015 are appropriated for the same purpose for the biennium beginning in September 1, 2015. Any unexpended and unobligated balances identified by this section remaining as of August 31, 2016 are appropriated for the same purpose for the fiscal year beginning September 1, 2016. Funds appropriated to the Texas Education Agency by Article IX, Section 8.03(b) of this Act and this section that are unexpended and unobligated in excess of \$2 million on the last day of the fiscal biennium are transferred to the Charter District Bond Guarantee Reserve Fund. In pursuing disposition of state real property:
- (1) The Attorney General shall represent the Texas Education Agency in transferring title to the state, and
 - (2) The General Land Office, upon request of the commissioner of education, may enter into an interagency agreement to assist with the marketing and sale of the state real property in an expedient manner and that allows the recovery of costs.

Sec. 8.03. Surplus Property.

- (a) Twenty-five percent of the receipts to a state agency specified in this Act received from the sale of surplus property, equipment, commodities, or salvage (including recycled products) pursuant to the provisions of Chapter 2175, Government Code, are appropriated to the state agency for expenditure during the fiscal year in which the receipts are received. Receipts from such surplus equipment, commodities, or salvage (including recycled products) sales shall be expended from the appropriation item from which like property, equipment, or commodities would be purchased.
- (b) One hundred percent of the receipts of property sold under subsection (a) resulting from the revocation or cessation of operation of an entity under Chapter 12, Texas Education Code, are appropriated to the Texas Education Agency for funding the management and closure of entities and disposition of state property under Chapter 12, Texas Education Code. Any unexpended and unobligated balances identified by this section remaining as of August 31, 2015 are appropriated for the same purpose for the biennium beginning in September 1, 2015. Any unexpended and unobligated balances identified by this section remaining as of August 31, 2016 are appropriated for the same purpose for the fiscal year beginning September 1, 2016.

Sec. 8.04. Refunds of Deposits.

- (a) Any money deposited into the state treasury which is subject to refund as provided by law shall be refunded from the fund into which the money was deposited, transferred, or otherwise credited, and so much as is necessary for said refunds is appropriated.
- (b) Unless another law, or section of this Act, provides a period within which a particular refund claim must be made, funds appropriated by this Act may not be used to pay a refund claim made under this section after four years from the latest date on which the amount collected or received by the state was due, if the amount was required to be paid on or before a particular date. If the amount was not required to be paid on or before a particular date, a refund claim may not be made after four years from the date the amount was collected or received. A person who fails to make a refund claim within the period provided by law, or this provision, may not receive payment of a refund under this section.
- (c) Except as provided by Subsection (d), as a specific limitation to the amount of refunds paid from funds appropriated by this Act during the 2016-17 biennium, the Comptroller may not approve claims or issue warrants for refunds in excess of the amount of revenue estimated to be

OTHER APPROPRIATION AUTHORITY

(Continued)

available from the tax, fee, or other revenue source during the biennium according to the Biennial Revenue Estimate of the Comptroller used for certification of this Act. Any claim or portion of a claim that is in excess of this limitation shall be presented to the next Legislature for a specific appropriation in order for payment to be made. The limit provided by this subsection does not apply to any taxes or fees paid under protest.

- (d) Where the Biennial Revenue Estimate referenced in Subsection (c) provides that no revenues are estimated to be available from a tax, fee, or other revenue source, and where a special fund or special or dedicated account (as those terms are defined by §403.001, Government Code) has been abolished or the law creating the special fund or special or dedicated account has been repealed or has expired, any balances which may have been transferred or credited to the General Revenue Fund because of such abolishment, repeal or expiration are appropriated from that fund to pay refunds that are otherwise payable under this section.

Sec. 8.05. Vending Machines. All receipts collected from vending machine operations pursuant to § 2203.005, Government Code, are appropriated to the institution or agency for use as directed by the institution or agency authorizing the installation.

Sec. 8.06. Pay Station Telephones. All receipts collected from pay station telephone operations pursuant to §2170.009, Government Code, are appropriated for use by the agency as determined by the governing board or commission.

Sec. 8.07. Appropriation of Collections for Seminars and Conferences. All funds collected for the reimbursement of costs directly associated with the conducting of seminars, conferences, or clinics that directly relate to the legal responsibilities and duties of the agency and that are for the purposes of education, training, or informing employees or the general public are appropriated for the necessary expenses incurred in conducting the seminar; provided, however, all applicable laws, and rules and regulations for the acquisition of goods and services for the state shall apply to the expenditures. Any unexpended balances remaining as of August 31, 2015, in an appropriation made by Article IX, § 8.08, of Senate Bill 1, Eighty-third Legislature, Regular Session, 2013, are appropriated for the same purpose. Any unexpended balances as of August 31, 2016, are appropriated to the agency for the same purpose for the fiscal year beginning September 1, 2016.

Sec. 8.08. Appropriation of Bond Proceeds. The proceeds from the issuance and sale of bonds or other obligations pursuant to the provisions of Chapter 1232, Government Code, and Chapter 1401, Government Code or other law, are appropriated to the state agency to whose account the proceeds are deposited or credited. Proceeds include interest and investment income.

Sec. 8.09. CMIA Interest Payments.

- (a) There is appropriated to the Comptroller for the biennium ending August 31, 2017, sufficient general revenue monies for the payment of interest due the federal government under the federal Cash Management Improvement Act of 1990 (31 U.S.C. §6501 et seq.).
- (b) an amount equal to the amount of interest payments made from general revenue on behalf of special funds or special or dedicated accounts (as those terms are defined by §403.001, Government Code) as a result of the federal Cash Management Improvement Act of 1990 is appropriated from special funds or special or dedicated accounts. The Comptroller shall transfer from each special fund or special or dedicated account to general revenue, an amount equal to the amount of interest paid on behalf of each special fund or special or dedicated account.

Sec. 8.10. Appropriation of Receipts: Credit, Charge, Debit Card, or Electronic Cost Recovery Service Fees. Any fee amount assessed by an agency for the purpose of paying the costs associated with credit, charge, or debit card services is appropriated to that agency from the fund to which the fee was deposited. Any cost recovery fees assessed by an agency and approved by the Department of Information Resources as authorized under Chapter 2054, Government Code, for the purpose of paying the costs associated with implementing and maintaining electronic services, excluding subscription fees as defined in Subchapter I, Chapter 2054, Government Code, are appropriated to the assessing agency from the fund to which the fee was deposited. Any unexpended balances from credit, charge, or debit card service or cost recovery fees remaining at the end of the fiscal biennium ending August 31, 2015, are reappropriated to the assessing agency from the fund to which the fee was deposited for the same purposes for the fiscal biennium beginning September 1, 2015. Any unexpended balances as of August 31, 2016, are appropriated to the agency for the same purpose for the fiscal year beginning September 1, 2016.

OTHER APPROPRIATION AUTHORITY

(Continued)

Sec. 8.11. Employee Meal Authorization. State agencies providing institution-based services, including the Texas Department of Criminal Justice, the Department of Aging and Disability Services, the Department of State Health Services, the Texas Juvenile Justice Department, the Texas School for the Blind and Visually Impaired, and the Texas School for the Deaf, may provide meals to employees working in institutional settings and may charge an amount established by the agencies to reimburse the direct and indirect costs of preparation.

Sec. 8.12. Bank Fees and Charges. From interest income appropriated by this Act, amounts may be used for the purpose of paying bank fees and charges as necessary.

Sec. 8.13. Appropriation of Specialty License Plate Receipts.

- (a) For the fiscal biennium beginning September 1, 2015, the amounts appropriated to an agency under Articles I-VIII of this Act include, regardless of whether or not the amounts may be shown under or limited by the bill pattern of the agency or the special provisions applicable to the Article of this Act under which the agency's appropriation might be located, all unexpended balances that may exist and all revenue collected by an agency on or after September 1, 2015, that is associated with the sale of a Texas specialty license plate, as authorized by Subchapter G, Chapter 504, Transportation Code, or other applicable statute, including any new license plates that may be authorized or issued after September 1, 2015.
- (b) Amounts appropriated by this section shall be used for purposes consistent with this Act and all applicable statutes.

Sec. 8.14. Cost Recovery of Testing Fees. Any cost recovery fee collected by an agency, in relation to the use of an electronic based test by the agency, is appropriated to that agency from the fund to which the cost recovery fee was deposited for the purpose of paying any cost to the agency associated with a contract related to the test.

Sec. 8.15. Cost Recovery of Fees. Any cost recovery fee collected by an agency is appropriated to that agency from the fund to which the cost recovery fee was deposited to be used for the purpose of paying any cost incurred by the agency when those costs are associated with a contract or other expense related to the cost recovery fee.

PART 9. INFORMATION RESOURCES PROVISIONS

Sec. 9.01. Purchases of Information Resources Technologies.

- (a) In this section:
 - (1) "Information resources," "Information resources technologies," and "Major information technology project" have the meanings provided by §2054.003, Government Code.
 - (2) "Quality Assurance Team" and "QAT" means the quality assurance team established under §2054.158, Government Code.
- (b) A state agency may not request appropriations for information technology unless the information technology is in a plan approved by the Legislative Budget Board.
- (c) Prior to amending a contract for development of a major information technology project, when the amendment constitutes a 10 percent or greater change, the agency shall notify the Governor, Lieutenant Governor, Speaker of the House, Senate Finance Committee, House Appropriations Committee, and the QAT. For contracts having a total value in excess of \$1.0 million an amendment to the contract that changes the total value of the contract or any element of the contract by more than 10 percent of the total value of the contract is not valid without QAT approval.

INFORMATION RESOURCES PROVISIONS

(Continued)

Sec. 9.02. Quality Assurance Review of Major Information Resources Projects.

- (a) In this section:
 - (1) "Major information resources project" has the meaning provided by §2054.003, Government Code.
 - (2) "Quality Assurance Team" and "QAT" means the quality assurance team established under §2054.158, Government Code.
- (b) A state agency may not expend appropriated funds for a major information resources project unless the project has been reviewed and approved by the Legislative Budget Board in the agency's biennial operating plan and the QAT. The Comptroller of Public Accounts may not authorize the expenditure of appropriated funds by a state agency until written approval of the project is received from the QAT. The QAT shall determine approval based on an analysis of the project's risk. The QAT may request any information necessary to determine a project's potential risk. The QAT may waive the project review requirements for a project.
- (c)
 - (1) The QAT may require independent verification and validation services of all projects projected to result in more than \$10 million of overall lifetime expenditures. In addition, the QAT may require independent project monitoring, project status reporting, project expenditure reporting, or any additional information necessary to assess a project's on-going potential for success.
 - (2) After a project has been completed, the QAT may also require an agency to submit a project post-implementation evaluation report to determine if the project met its planned objectives.
 - (3) The QAT may take any additional actions or request information as specified in §2054.1181, Government Code.
 - (4) Without regard to the source of funds associated with the expenditures for a project and without regard to the method of finance of an appropriation associated with a project, the QAT may make the requests and impose the requirements or additional actions provided by this section on all projects regardless of whether undertaken entirely or partially by:
 - (A) outsourcing or contracting of any sort; or
 - (B) agency employees.
- (d) On request by the QAT, the State Auditor's Office shall provide audit and review of the projects and the information provided by the agencies.
- (e) The QAT may request the assistance of the Comptroller in regard to the accuracy of project expenditures and compliance with this Act.
- (f) The QAT shall provide an annual report to the Governor, Lieutenant Governor, Speaker of the House, the House Appropriations Committee, and Senate Finance Committee on the status of projects under its review by December 1.
- (g) The State Auditor's Office may:
 - (1) provide an independent evaluation of the post implementation evaluation review process to ensure the validity of its results; and
 - (2) send the evaluation to the Legislative Audit Committee.
- (h) The Legislative Budget Board may issue guidelines for software development, quality assurance, and the review of major information resources projects.

INFORMATION RESOURCES PROVISIONS

(Continued)

- (i) Unless waived by the Legislative Budget Board the QAT shall require each affected agency to:
 - (1) quantitatively define the expected outcomes and outputs for each major information resource project at the outset;
 - (2) monitor cost; and
 - (3) evaluate the final results to determine whether expectations have been met.

Sec. 9.03. Biennial Operating Plan and Information Resources Strategic Plan Approval. It is the intent of the legislature that agencies receiving appropriated funds for the acquisition of information technology must have a current Information Resources Strategic Plan and a Biennial Operating Plan including any amendments as approved by the Legislative Budget Board prior to expending any funds for information technology. Information Technology items identified in the Capital Budget Rider must be included and approved in the Biennial Operating Plan or a subsequently approved amendment of the Biennial Operating Plan. The Legislative Budget Board may direct the Comptroller to deny the agency or institution of higher education access to information technology appropriations for non-compliance.

Sec. 9.04. Information Technology Replacement.

- (a) Agencies and institutions of higher education receiving appropriated funds for the acquisition of information technology shall perform a cost-benefit analysis of leasing versus purchasing information technology and develop and maintain a personal computer replacement schedule. Agencies and institutions of higher education shall use the Department of Information Resources' (DIR) Guidelines for Lease versus Purchase of Information Technologies to evaluate costs and DIR's PC Life Cycles: Guidelines for Establishing Life Cycles for Personal Computers to prepare a replacement schedule.
- (b) Agencies and institutions of higher education shall adhere to the following principles, when appropriate:
 - (1) Compliance with the Department of Information Resources data center services requirements; and
 - (2) Participation in hardware and software bulk purchasing facilitated by the Department of Information Resources.
- (c) In accordance with Sections 2157.006 and 2157.068, Government Code, the Department of Information Resources may require any state agency with plans to purchase or replace certain information technology equipment, hardware, software, and services, out of funds appropriated elsewhere in this Act, to coordinate such purchases with the department to achieve additional cost savings through a coordinated bulk purchasing effort. Any state agency selected by the department for participation in the department's bulk purchasing effort shall cooperate with the department's requirements. Institutions of higher education receiving an appropriation by this Act for information technology initiatives, may also coordinate with the department through a coordinated bulk purchasing effort. The department shall coordinate bulk purchase efforts for the following:
 - (1) personal computers, laptops, and tablets;
 - (2) productivity software; and
 - (3) seat management services.
- (d) By October 1, 2016, the Department of Information Resources shall report to the Legislative Budget Board, the cost savings realized through a coordinated bulk purchasing effort described in Subsection (c) above. The report shall include the participating agencies and the information technology purchased.

Sec. 9.05. Texas.gov Project: Occupational Licenses. Each licensing entity not otherwise authorized to increase occupational license fees elsewhere in this Act is authorized to increase the occupational license or permit fees imposed on the licensing entity's licensees by an amount sufficient to cover the cost of the subscription fee charged by the Texas.gov Project to the licensing entity pursuant to Chapter

INFORMATION RESOURCES PROVISIONS

(Continued)

2054, Government Code. Each licensing entity provided by Chapter 2054, Government Code and not otherwise authorized to increase occupational license fees elsewhere in this Act is appropriated the additional occupational license or permit fees in excess of the Comptroller's biennial revenue estimate 2016-17 for the sole purpose of payment to the Texas.gov contractor subscription fees for implementing and maintaining electronic services for the licensing entities. Each agency, upon completion of necessary actions to access or increase fees, shall furnish copies of board meeting minutes, an annual schedule of the number of license issuances or renewals and associated annual fee total, and any other supporting documentation to the Comptroller. If the Comptroller finds the information sufficient to support the projection of increased revenues, a notification letter will be issued and the contingent appropriation made available for the intended purposes.

Sec. 9.06. Texas.gov Project: Cost Recovery Fees. Any cost recovery fees, excluding subscription fees as defined in Subchapter I, Chapter 2054, Government Code, approved by the Department of Information Resources in relation to the Texas.gov Project as authorized under Chapter 2054, Government Code, are appropriated to that agency from the fund to which the fee was deposited for the purpose of paying the costs associated with implementing and maintaining electronic services. Any unexpended balances remaining at the end of the fiscal biennium ending August 31, 2015, are reappropriated for the same purposes for the fiscal biennium beginning September 1, 2015.

Sec. 9.07. Payments to the Department of Information Resources.

- (a) Before December 1 of each fiscal year, the Department of Information Resources (DIR) shall prepare a report which reflects the amount of unexpended and unobligated balances carried forward in the DIR Clearing Fund, Telecommunications Revolving, and Statewide Technology accounts, respectively from the previous fiscal year and submit the report to the Governor, Legislative Budget Board, and the Comptroller.
- (b) For purposes of this provision, "agency" includes a state agency, institution of higher education, or local governmental entity that uses DIR information technology commodity contracts, telecommunications or data center services, or is appropriated funds in this Act.
- (c) For purposes of this subsection, "total revenue" means the total amount of administrative fees collected from users of DIR's information technology commodity contracts authorized by Government Code, Chapter 2157. In the event that unexpended and unobligated balances in the DIR Clearing Fund Account at the end of any fiscal year exceed 10 percent of total revenue, as defined in this section, processed through the account in that ending fiscal year, the portion of the excess over 10 percent from all funding sources shall be returned to agencies, no later than May 1 of the following fiscal year. The excess returned to the agencies by DIR is appropriated to the agencies for expenditures consistent with the original funding source.
- (d) For purposes of this subsection, "two month operating reserve" means the annual projected average direct and indirect administrative costs for two months related to providing Telecommunications Services under Government Code, Chapter 2170, excluding payments to telecommunications vendors for which DIR directly bills agencies. In the event that unexpended and unobligated balances in the Telecommunications Revolving Account at the end of any fiscal year exceed a two month operating reserve as defined in this section, the portion of the excess over the two month operating reserve funded from all funding sources shall be returned to agencies, no later than May 1 of each fiscal year. The excess returned to the agencies by DIR is appropriated to the agencies for expenditures consistent with the original funding source.
- (e) For purposes of this subsection, "two month operating reserve" means the annual projected average direct and indirect administrative costs for two months related to providing Data Center Services under Government Code, Chapter 2054, Subchapter L, excluding payments to Data Center Services vendors for which DIR directly bills agencies. In the event that unexpended and unobligated balances in the Statewide Technology Account at the end of any fiscal year exceed a two month operating reserve as defined in this section, the portion of the excess over the two month operating reserve funded from all funding sources shall be returned to agencies, no later than May 1 of each fiscal year. The excess returned to the agencies by DIR is appropriated to the agencies for expenditures consistent with the original funding source.
- (f) The Comptroller may prescribe accounting procedures and regulations to implement this section.

INFORMATION RESOURCES PROVISIONS

(Continued)

- (g) The reimbursement requirements established by this section may be waived or delayed, either in whole or in part, by the Legislative Budget Board.
- (h) DIR shall coordinate with the Legislative Budget Board on development of a methodology to implement this provision and a methodology to determine the source of funds used for agencies' payments which are directly remitted to vendors for information technology and telecommunications products and services.
- (i) DIR shall require participating agencies to provide to DIR, and those agencies shall submit to DIR, information regarding the specific funding sources from which agencies pay administrative costs charged for the use of DIR's telecommunications and/or data center services respectively and as applicable.

Sec. 9.08. Computer Inventory Report. Before September 1 of each year, each state agency, including all of the entities included under that term as defined by §2151.002(1), Government Code, as well as including self-directed semi-independent agencies, shall report to the Legislative Budget Board an inventory of all personal computers (desktops and laptops, as well as computer tablets) and other information technology devices, as requested, possessed by the agency. The report must contain all information required by the Legislative Budget Board and be provided in a format required by the Legislative Budget Board. The Legislative Budget Board may require that the agencies report information that includes the age, original cost, replacement cost, scheduled or estimated date for replacement, and any technical specifications of the devices and any related financial information deemed relevant to the report.

Sec. 9.09. Server Consolidation Status Update.

- (a) Out of funds appropriated elsewhere in this Act, agencies participating in the Data Center Services program, authorized under Chapter 2054, Subchapter L, Government Code, shall report quarterly to the Legislative Budget Board and the Department of Information Resources on the status of their server consolidation for servers managed through the Data Center Services program. The report should identify the number of servers which are managed by the Data Center Services program, including:
 - (1) the number of servers which have been consolidated to servers within the statewide data centers;
 - (2) the number of remaining servers planned for consolidation and timeline for consolidation; and
 - (3) the number of servers not planned for consolidation, including a justification to not consolidate these servers.
- (b) DIR shall report quarterly to the Legislative Budget Board on the statewide progress of server consolidation within the Data Center Services program including the total number of servers consolidated as a percentage of the total number of servers identified for consolidation.
- (c) The reports required in subsections (a) and (b) of this Section shall be in a format and using a methodology prescribed by the Legislative Budget Board.
- (d) In accordance with §2054.003, Government Code any application remediation project related to the Data Center Services program shall be considered a major information resources project.

Sec. 9.10. Prioritization of Cybersecurity and Legacy System Projects. Out of funds appropriated elsewhere in this Act and in accordance with Government Code, Chapter 2054, the Department of Information Resources (department) shall submit a prioritization of state agencies' cybersecurity projects and projects to modernize or replace legacy systems, as defined in the October 2014 Legacy Systems Study, to be considered for funding to the Legislative Budget Board by October 1, 2016. Agencies shall coordinate and cooperate with the department for implementation of this provision.

Sec. 9.11. Cybersecurity Initiatives.

- (a) Out of funds appropriated elsewhere in this Act to agencies listed in subsection (d) for cybersecurity initiatives, agencies shall coordinate with the Department of Information Resources "department" to ensure security standards promulgated by the department in accordance with Government Code, §2054.059 are met.

INFORMATION RESOURCES PROVISIONS

(Continued)

- (b) In accordance with Sections 2157.006 and 2157.068, Government Code, the Department of Information Resources may require the state agencies identified in subsection (d) of this section with plans to purchase network security hardware and software, out of funds appropriated elsewhere in this Act, to coordinate such purchases with the department to achieve additional cost savings through a coordinated bulk purchasing effort. Agencies identified in subsection (d) of this section shall cooperate with the department's requirements. Other state agencies and institutions of higher education receiving an appropriation by this Act for network security hardware and software, may also coordinate with the department through a coordinated bulk purchasing effort.
- (c) In accordance with Government Code, Section 2054.003, any cybersecurity initiative may be considered a major information resources project and may be subject to review by the Quality Assurance Team.
- (d) Agency:
 - (1) Department of Aging and Disability Services;
 - (2) Department of Assistive and Rehabilitative Services;
 - (3) Department of Family and Protective Services;
 - (4) Department of State Health Services;
 - (5) Health and Human Services Commission;
 - (6) Higher Education Coordinating Board;
 - (7) Office of Court Administration;
 - (8) Parks and Wildlife Department;
 - (9) Department of Insurance; and
 - (10) Department of Licensing and Regulation.
- (e) By October 1, 2016, the Department of Information Resources shall report to the Legislative Budget Board on the status of the cybersecurity initiatives and bulk purchasing efforts for the agencies listed in subsection (d) in this section, including the progress made in meeting the cybersecurity framework in Government Code, §2054.059 and the cost savings realized through the coordinated bulk purchasing effort required under subsection (b) of this section.

Sec. 9.12. Surplus Information Technology Hardware. It is the intent of the Legislature that agencies appropriated funds elsewhere in this Act, when feasible, purchase information technology (IT) hardware through the state surplus property program prior to purchasing new IT hardware from other sources, as authorized by Chapter 2175, Government Code.

PART 10. HEALTH-RELATED PROVISIONS

Sec. 10.01. Full Application for Health Coverage. To the fullest extent permitted by federal law and regulations, all state agencies that have children in their custody must apply for enrollment of all children in the Medicaid or the Children's Health Insurance Program, unless the children have otherwise been provided health insurance.

Sec. 10.02. Appropriation of Disproportionate Share Hospital Payments to State-Owned Hospitals. Disproportionate Share Hospital Program payments from the Health and Human Services Commission to state-owned hospitals are appropriated to the receiving state agency/hospital as replacement funding for funds transferred to the Health and Human Services Commission and are subject to the accounting provisions as required by the Comptroller including deposits to the fund or account from which the original source of transfers to the Health and Human Services Commission was made.

Sec. 10.03. Informational Listing on Use of Tobacco Settlement Receipts.

- (a) The following is an informational list of the amounts (as shown in thousands) appropriated elsewhere in this Act to agencies from tobacco settlement receipts and estimated distributions from funds and endowments created by House Bill 1676 and House Bill 1945, Seventy-sixth Legislature and Senate Bill 126, Seventy-seventh Legislature for each fiscal year of the 2016-17 biennium and does not make appropriations:

HEALTH-RELATED PROVISIONS
(Continued)

	2016	2017
(1) Article I Bond Debt Service Payment	\$79,233	110,106
(2) Health and Human Services Commission		
B.1.5. Children Eligibility Group	440,455	444,701
C.1.1. Children's Health Insurance Program (CHIP)	44,962	39,136
C.1.2. CHIP Perinatal Services	17,738	14,982
C.1.3. CHIP Prescription Drugs	10,142	8,807
(3) Department of State Health Services		
A.1.1. Public Health Preparedness and Coordinated Services, estimated	2,387	2,387
A.3.2. Reduce Use of Tobacco Products	4,775	4,775
B.3.1. EMS and Trauma Care Systems, estimated	2,387	2,387
C.1.1. Texas Center for Infectious Disease, estimated	1,385	1,385
(4) Texas Department of Agriculture		
F.1.2. Rural Health	2,458	2,458
(5) Texas Higher Education Coordinating Board		
E.1.3. Earnings - Baylor College of Medicine, estimated	1,425	1,425
E.1.4. Baylor College Medical Permanent Health Fund, estimated	1,914	1,914
H.1.1. Earnings - Minority Health, estimated	2,788	2,788
H.1.2. Earnings - Nursing, Allied Health, estimated	4,858	4,858
(6) University of Texas Southwestern Medical Center at Dallas		
E.1.1. Tobacco Earnings - UT SWMC Dallas, estimated	2,985	2,985
E.1.2. Tobacco - Permanent Health Fund, estimated	2,676	2,676
(7) University of Texas Medical Branch at Galveston		
F.1.1. Tobacco Earnings - UTMB Galveston, estimated	1,493	1,493
F.1.2. Tobacco - Permanent Health Fund, estimated	1,898	1,898
(8) University of Texas Health Science Center at Houston		
F.1.1. Tobacco Earnings - UTHSC Houston, estimated	1,493	1,493
F.1.2. Tobacco - Permanent Health Fund, estimated	1,996	1,996
(9) University of Texas Health Science Center at San Antonio		
F.1.1. Tobacco Earnings - UTHSC San Antonio, estimated	11,940	11,940
F.1.2. Tobacco - Permanent Health Fund, estimated	1,721	1,721
(10) University of Texas M.D. Anderson Cancer Center		
E.1.1. Tobacco Earnings - UT MD Anderson, estimated	5,970	5,970
E.1.2. Tobacco - Permanent Health Fund, estimated	2,394	2,394
(11) University of Texas Health Science Center at Tyler		
E.1.1. Tobacco Earnings - UTHSC Tyler, estimated	1,503	1,503
E.1.2. Tobacco - Permanent Health Fund, estimated	1,299	1,299
(12) Texas A&M University System Health Science Center		

HEALTH-RELATED PROVISIONS

(Continued)

F.1.1.	Tobacco Earnings - TAMU System HC, estimated	1,400	1,400
F.1.2.	Tobacco - Permanent Health Fund, estimated	1,289	1,289
(13)	University of North Texas Health Science Center at Fort Worth		
E.1.1.	Tobacco Earnings - UNT HSC Ft. Worth, estimated	1,125	1,125
E.1.2.	Tobacco - Permanent Health Fund, estimated	1,045	1,045
(14)	Texas Tech University Health Sciences Center		
E.1.1.	Tobacco Earnings - TX Tech University HSC, estimated	1,400	1,400
E.1.2.	Tobacco - Permanent Health Fund, estimated	1,486	1,486
(15)	Texas Tech Health Sciences Center at El Paso		
E.1.1.	Tobacco Earnings -TX Tech HSC El Paso	1,400	1,400
E.1.2.	Tobacco - Permanent Health Fund	1,373	1,373
(16)	University of Texas System		
B.1.1.	Tobacco Earnings - RAHC, estimated	1,194	1,194
(17)	University of Texas at El Paso		
E.1.1.	Tobacco Earnings - UTEP, estimated	1,493	1,493
(18)	University of Texas Rio Grande Valley		
E.1.1.	Tobacco-Permanent Health Fund, estimated	1,219	1,219

(b) Informational Listing - Permanent Funds and Endowments. The following is an informational list of the amounts used to capitalize Permanent Funds and Endowments created by House Bill 1676 and 1945, Seventy-sixth Legislature and by Senate Bill 126, Seventy-seventh Legislature, and does not make appropriations:

(1)	Permanent Health Fund for Higher Education, Fund No. 810	\$350,000,000
(2)	Permanent Fund for Children and Public Health, Fund No. 5045	100,000,000
(3)	Permanent Fund for Health and Tobacco Education and Enforcement, Fund No. 5044	200,000,000
(4)	The University of Texas Health Science Center at San Antonio Endowment, Fund No. 811	200,000,000
(5)	Permanent Fund for Emergency Medical Services and Trauma Care, Fund No. 5046	100,000,000
(6)	Permanent Fund for Rural Health Facility Capital Improvement (Rural Hospital Infrastructure), Fund No. 5047	50,000,000
(7)	The University of Texas M.D. Anderson Cancer Center Endowment, Fund No. 812	100,000,000
(8)	Texas Tech University Health Sciences Center Endowment (El Paso), Fund No. 820	25,000,000
(9)	The University of Texas Southwestern Medical Center at Dallas Endowment, Fund No. 813	50,000,000
(10)	Texas Tech University Health Sciences Center Endowment (Other than El Paso), Fund No. 821	25,000,000
(11)	The University of Texas Medical Branch at Galveston Endowment, Fund No. 814	25,000,000
(12)	The University of Texas Health Science Center at Houston Endowment, Fund No. 815	25,000,000
(13)	The University of Texas Health Center at Tyler Endowment, Fund No. 816	25,000,000
(14)	Texas A&M University System Health Science Center Endowment, Fund No. 818	25,000,000
(15)	University of North Texas Health Science Center at Fort Worth Endowment, Fund No. 819	25,000,000
(16)	Permanent Endowment Fund for University of Texas Regional Academic Health Center, Fund No. 822	20,000,000
(17)	The University of Texas at El Paso Endowment, Fund No. 817	25,000,000

HEALTH-RELATED PROVISIONS

(Continued)

(18) Baylor College of Medicine, Fund No. 823	25,000,000
(19) Permanent Fund for Higher Education Nursing, Allied Health and Other Health-related Programs, Fund No. 824	45,000,000
(20) Permanent Fund for Minority Health Research and Education, Fund No. 825	25,000,000
(21) Permanent Hospital Fund for Capital Improvements and the Texas Center for Infectious Disease, Fund No. 5048	25,000,000
(22) Permanent Endowment Fund for the Rural Communities Healthcare Investment Program, Fund No. 364	2,500,000

Sec. 10.04. Statewide Behavioral Health Strategic Plan and Coordinated Expenditures.^{3, 4}

(a) Informational Listing - Behavioral Health and Substance Abuse Services

Appropriations. The following is an informational listing of All Funds amounts appropriated specifically for behavioral health services in this Act and does not make appropriations.

Behavioral health services are programs or services concerned with research, prevention, and detection of mental disorders and disabilities, and all services necessary to treat, care for, control, supervise, and rehabilitate persons who have a mental disorder or disability, including persons whose mental disorders or disabilities result from alcoholism or drug addiction. Certain non-behavioral health-related costs which could not be disaggregated from other healthcare costs are also included in the listing below.

2016 -2017	FY 2016	FY 2017
Article I		
Trusted Programs, Office of the Governor	\$5,340,000	\$5,269,948
Veterans Commission	\$2,000,00	\$2,000,000
Article II		
Department of Aging and Disability Services	\$6,316,945	\$12,316,944
Department of Family and Protective Services	\$24,790,076	\$27,668,231
Department of State Health Services	\$1,386,646,731	\$1,351,430,144
Health and Human Services Commission	\$38,305,425	\$40,093,912
Texas Civil Commitment Office	\$154,611	\$154,611
Article III		
University of Texas - Health Science Center Houston	\$6,000,000	\$6,000,000
University of Texas - Health Science Center Tyler	\$4,000,000	\$4,000,000
Article V		
Department of Criminal Justice	\$247,908,621	\$247,908,621
Juvenile Justice Department	\$84,222,611	\$84,747,891
Military Department	\$628,500	\$628,500
Article VIII		
State Board of Dental Examiners	\$124,250	\$124,250
Board of Pharmacy	\$228,740	\$238,585
Board of Veterinary Medical Examiners	\$30,000	\$30,000
Optometry Board	\$36,000	\$36,000
Board of Nursing	\$873,558	\$873,558
Medical Board	\$533,129	\$533,969
Total	\$1,808,139,196	\$1,784,055,163

(b) Statewide Behavioral Health Strategic Plan. The Office of the Governor, the Veterans Commission, the Department of Aging and Disability Services, Department of Family and Protective Services, the Department of State Health Services, the Texas Civil Commitment

HEALTH-RELATED PROVISIONS

(Continued)

Office, the Health and Human Services Commission, the University of Texas - Health Science Center Houston, the University of Texas - Health Science Center Tyler, the Department of Criminal Justice, the Juvenile Justice Department and the Military Department may use funds appropriated by this Act to support the statewide behavioral health coordinating council and each shall designate an individual to serve as a member of that coordinating council. The Health Professions Council shall designate an individual to serve as the representative for all of the Article VIII regulatory agencies as a member of the coordinating council. Any other state agency or institution that receives funding in this Act and provides specific behavioral health services may participate in the meetings and discussions of the coordinating council. The Mental Health Statewide Coordinator at HHSC shall serve as chair of this council. The purpose of the statewide behavioral health coordinating council shall be to develop a five year statewide behavioral health strategic plan.

The coordinating council shall submit the five year strategic plan to the Executive Commissioner of HHSC for approval. The strategic plan shall include an inventory of behavioral health programs and services currently offered by state agencies and institutions of higher education, a report on the number of persons served with mental illness and/or substance abuse by each agency and detail a plan to coordinate these programs and services to eliminate redundancy, utilize best practices in contracting standards, perpetuate identified, successful models for mental health and substance abuse treatment, ensure optimal service delivery, and identify and collect comparable data on results and effectiveness. The Executive Commissioner of HHSC shall approve the plan and notify the Legislative Budget Board of such approval by May 1, 2016.

- (c) **Coordination of Fiscal Year 2017 Behavioral Health Expenditures.** The coordinating council shall submit to the Executive Commissioner of HHSC for approval a coordinated statewide expenditure proposal for fiscal year 2017 for each agency, which shall be the fiscal year 2017 amount identified in subsection (a) of this rider. The expenditure proposal shall describe how the identified appropriations at each agency or institution will be spent in accordance with, and to further the goals of the approved statewide behavioral health strategic plan. HHSC shall submit the coordinated statewide behavioral health expenditure proposal to the Legislative Budget Board by June 1, 2016. The plan shall be considered to be approved unless the Legislative Budget Board issues written disapprovals by August 1, 2016. Notwithstanding any other appropriation authority granted by this Act, the Comptroller of Public Accounts shall not allow the expenditure of General Revenue-Related funds identified in subsection (a) by a particular agency if the Legislative Budget Board provides notification to the Comptroller of Public Accounts that the agency's expenditure proposal has not satisfied the requirements of this provision. If fiscal year 2017 General Revenue-Related funds are used to provide services required by federal law, are related to court-ordered treatment, or required as the result of administrative proceedings, the funding for these services shall still be included in the proposal, but these funds shall not be contingent upon approval.

Sec. 10.05. Funding for Autism Services. Appropriated elsewhere in this Act for autism services is \$22,100,000 in General Revenue Funds for the 2016-17 biennium, which is allocated to the following agencies for the following purposes:

- (a) Department of Assistive and Rehabilitation Services (DARS): General Revenue Funds totaling \$14,000,000 for the biennium for comprehensive and focused Applied Behavior Analysis (ABA) treatment services.
- (1) Of this amount, expenditures for comprehensive ABA treatment services shall be only for children enrolled in the comprehensive program as of August 31, 2015.
- (2) Expenditures for children who enroll on or after September 1, 2015 shall be limited to focused ABA treatment services.

HEALTH-RELATED PROVISIONS

(Continued)

- (b) Texas Higher Education Coordinating Board (THECB): General Revenue Funds totaling \$8,100,000 for the 2016-17 biennium to distribute to autism research centers at institutions of higher education that currently provide evidence-based behavioral services and training, in the amounts and for the purposes as follows:
- (1) Parent-directed Treatment: \$2,250,000 per fiscal year to serve 750 children per year;
 - (2) Board-certified Behavioral Analyst (BCBA) Training for Teachers/Paraprofessionals: \$950,000 per fiscal year to serve 2,547 children per year. The research centers may contract with educational service centers to provide this training;
 - (3) Research, development and evaluation of innovative autism treatment models: \$700,000 per fiscal year; and
 - (4) Administrative support of the programs in subsections (b)(1) through (b)(3): \$150,000 per fiscal year.
- (c) THECB shall gather data on the above programs from the each institution's autism research center and submit an annual report on the effectiveness of each program, including the number of children served, the number of parents and/or teachers/paraprofessionals trained, and the results of the research on innovative treatment models. The report shall be submitted no later than September 1 of each year, beginning on September 1, 2016, to the Legislative Budget Board, Office of the Governor, the Chair of the House Appropriations Committee, Chair of the Senate Finance Committee, Speaker of the House, and Lieutenant Governor.

PART 11. PROVISIONS RELATED TO REAL PROPERTY

Sec. 11.01. Limitation on Use of Funds for Personal Residences.

- (a) Out of appropriations made by this Act, expenditures exceeding an aggregate amount of \$25,000 for the biennium beginning on September 1, 2015, may not be made for purchasing, remodeling, or repairing of any one particular personal residence or living quarters unless the expenditures are:
- (1) (A) required by court order;
 - (B) will result in increased safety, significant net cost savings, or prevention of substantial waste; or
 - (C) are specifically identified in a Capital Budget in this Act; and
 - (2) the Governor and Legislative Budget Board have approved the expenditure.
- (b) The Texas Facilities Commission shall report all expenditures of funds appropriated by this Act exceeding an aggregate amount of \$25,000 for the biennium for purchasing, remodeling, or repairing any one particular personal residence or living quarters to the Legislative Budget Board.

Sec. 11.02. Reporting Related to State Owned Housing.

- (a) Agencies that provide employee housing shall report to the Legislative Budget Board annually:
- (1) the estimated fair market rental value of housing supplied by the agency; and
 - (2) the amount of revenue (if any) recovered.
- (b) An agency may withhold rent payments from the salary of an agency employee. The Comptroller may adopt rules related to withholding of rent payments from salaries.

PROVISIONS RELATED TO REAL PROPERTY

(Continued)

Sec. 11.03. Statewide Capital Planning.

- (a) An agency or institution of higher education appropriated funds by this Act shall supply to the Bond Review Board capital planning information relating to projects subject to this section and financing options for the 2018-19 fiscal biennium in a format and according to guidelines developed by the Bond Review Board. Such information shall include:
 - (1) a description of the project or acquisition;
 - (2) the cost of the project;
 - (3) the anticipated useful life of the project;
 - (4) the timing of the capital need;
 - (5) a proposed source of funds (method of financing);
 - (6) a proposed type of financing; and
 - (7) any additional related information requested by the Bond Review Board.
- (b) The Bond Review Board shall compile a statewide capital expenditure plan for the 2018-19 fiscal biennium from the information submitted by agencies and institutions in accordance with the capital planning guidelines. Copies of the guidelines shall be filed with the Governor and the Legislative Budget Board no later than December 31, 2015. The Bond Review Board shall file copies of the capital expenditure plan for the period beginning September 1, 2017, with the Governor and the Legislative Budget Board no later than September 1, 2016.
- (c) The statewide capital plan required by this section shall identify the state's capital needs and alternatives to finance these needs. The Bond Review Board shall review input from all state agencies and institutions regarding the agencies' and institutions' current and future capital needs as part of the strategic planning process. The Bond Review Board shall inform the Legislature on the possible budget impact of the capital plan on the state's debt capacity.
- (d) This section applies to each anticipated state project requiring capital expenditures for:
 - (1) land acquisition;
 - (2) construction of buildings and other facilities;
 - (3) renovations of buildings and other facilities estimated to exceed \$1 million in the aggregate for a single state agency or institution of higher education; or
 - (4) major information resources projects estimated to exceed \$1 million.
- (e) The Higher Education Coordinating Board and the Bond Review Board shall eliminate redundant reporting by consolidating this report and the Higher Education Coordinating Board's Master Plan report, to the greatest extent possible.

Sec. 11.04. Efficient Use of State Owned and Leased Space.

- (a) In the event that an agency moves from leased space to state owned space subsequent to the passage of this Act, the Comptroller shall reduce funds appropriated to each affected agency, by an amount equal to the lease costs that would have been incurred for the remainder of the biennium had the agency remained in leased space, less the costs the agency incurs for moving and the agency's tenant finish-out expenses as defined by the Texas Facilities Commission. Required moving and tenant finish-out costs incurred by an agency moving from leased space to state owned space in fiscal year 2015 may be paid from fiscal year 2016 appropriations and costs incurred in 2016 may be paid from fiscal year 2017 appropriations as necessary to facilitate the move. The Comptroller shall transfer to the Texas Facilities Commission from the special funds or accounts, including dedicated General Revenue Fund accounts (as those terms are defined by §403.001, Government Code), of those agencies that move into a state facility

PROVISIONS RELATED TO REAL PROPERTY

(Continued)

funded from Texas Public Finance Authority revenue bond proceeds, each agency's proportional share of the lease payments made for the facility as determined by the Texas Facilities Commission. The Comptroller shall reduce the amounts appropriated to the Texas Facilities Commission out of the General Revenue Fund for Lease Payments, in the appropriate Article of this Act, by an amount equal to the sum of the transfers from the special funds or accounts. The funds so transferred are appropriated to the Texas Facilities Commission for the purposes of making lease payments to the Texas Public Finance Authority.

- (b) In the event that an agency obtains a lease at a rate lower than existing lease amounts, subsequent to the passage of the Act, the Comptroller shall reduce funds appropriated to each affected agency by an amount equal to the lease costs that would have been incurred for the remainder of the 2016-17 biennium, as determined by the Comptroller. If obtaining a reduced lease rate requires the agency to move its location, the Comptroller shall reduce the agency's appropriations less costs the agency incurs for moving the agency's tenant finish-out expenses as defined by the Texas Facilities Commission. Required moving and tenant finish-out costs incurred by an agency moving from leased space in fiscal year 2016 may be paid from fiscal year 2017 appropriations as necessary to facilitate the move.

Sec. 11.05. State Agency Emergency Leases. It is the intent of the Legislature that all emergency leases held by state agencies be eliminated. To assure for better planning on the part of state agencies and response from the Texas Facilities Commission Leasing Division, state agencies are directed to adhere to the following provisions:

- (a) A state agency that is in an emergency lease agreement on September 1, 2015 shall have its appropriation in each fiscal year in which it is in the emergency lease agreement reduced by the dollar amount charged to the agency in addition to its base level rent.
- (b) At least one year before an agency's lease expires, an agency must notify the Texas Facilities Commission in writing of its intent to renew its existing lease or relocate its offices.
- (c) If an agency fails to notify the Texas Facilities Commission in writing at least one year prior to a lease expiration, and is subsequently forced to initiate an emergency lease agreement, the agency shall have its appropriation in each fiscal year in which it is in an emergency lease agreement reduced by the dollar amount charged to the agency in addition to its base level rent.
- (d) If an agency notifies the Texas Facilities Commission in writing one year prior to a lease expiration in accordance with Chapter 2167, Government Code, and the Texas Facilities Commission fails to renew/initiate a lease agreement for the agency by the lease expiration date, and an agency is forced to initiate an emergency lease agreement, the Texas Facilities Commission shall have its appropriation reduced in each fiscal year in which the affected agency is in an emergency lease agreement by the dollar amount charged to the agency in addition to the agency's base level rent.
- (e) The Comptroller will make all necessary reductions established in this provision each month of an emergency lease agreement. Funds lapsed by agencies for violation of this provision shall be deposited into the fund in the State Treasury from which they were originally appropriated.
- (f) Additionally, the Texas Facilities Commission shall provide quarterly reports to the Legislative Budget Board and the Governor detailing the number of state agencies holding emergency leases, and providing the status on the progress of terminating the emergency lease agreement.
- (g) In addition to the requirements of this section, emergency leases for health and human services agencies are also governed by §2167.004, Government Code.

Sec. 11.06. Prepayment of Annual Lease Costs.

- (a) The Texas Facilities Commission may enter into an agreement, on behalf of a state agency, with a landlord for prepayment of the annual lease costs in exchange for an early payment discount.
- (b) A report regarding the amount of savings realized as a result of an early payment discount shall be provided to the Legislative Budget Board by the Texas Facilities Commission no later than 30 days subsequent to the date of the duly executed agreement with the landlord. After approval

PROVISIONS RELATED TO REAL PROPERTY

(Continued)

by the Legislative Budget Board, the Comptroller shall reduce the appropriations of the affected agency for each year of the biennium in an amount identified by the Texas Facilities Commission and submitted to the Comptroller.

Sec. 11.07. Efficient Use of State Property to House State Facilities. In accordance with Government Code §2167.002, prior to leasing privately owned space, state agencies, or the Texas Facilities Commission on behalf of state agencies, shall identify and prioritize state-owned property with available capacity for relocation, upon expiration of a current lease, or when opening new locations. Agencies shall consider all reasonably available state-owned space, and prioritize utilizing state owned property if cost effective and consistent with the designated use of the property.

PART 12. PROVISIONS RELATED TO PROPERTY

Sec. 12.01. Aircraft.

- (a) Notwithstanding any other provision of this Act, the purchase of aircraft may not be made from appropriated funds except as authorized in this section.
- (b) Agencies authorized to expend appropriated funds for the maintenance and operation of state-owned aircraft or replacements authorized by Subsection (d) are:
 - (1) Texas A&M University System;
 - (2) Texas Department of Criminal Justice;
 - (3) Texas Department of Transportation;
 - (4) Parks and Wildlife Department;
 - (5) Department of Public Safety of the State of Texas;
 - (6) University of Texas System;
 - (7) Texas State Technical College; and
 - (8) Texas Forest Service.
- (c) Notwithstanding any other provision of this Act, all state-owned aircraft (including aircraft forfeited to or seized by a particular agency) are subject to the authority of the Texas Department of Transportation.
- (d) Expenditure of appropriated funds for replacement of aircraft with aircraft of comparable quality may be made contingent upon approval of the Texas Department of Transportation and a finding of fact by the Governor that a report has been filed with the Governor showing that:
 - (1) the aircraft to be replaced has been destroyed or has deteriorated to an extent that continued operation presents a serious hazard or that the aircraft to be replaced can no longer meet the mission requirements of the principal user state agency; and
 - (2) other state-owned aircraft cannot be effectively utilized in lieu of a replacement aircraft.
- (e) Expenditures necessary to purchase liability insurance pursuant to §2205.045(a), Government Code, shall be made on a pro rata basis, as determined by the Texas Department of Transportation, from appropriations authorized to each agency operating a state-owned aircraft. The Comptroller shall transfer such necessary amounts from agencies operating aircraft to the Texas Department of Transportation for the purchase of liability insurance and expenditure of such funds by the Department is authorized.
- (f) Any reimbursements received by a state agency for authorized aircraft services rendered to another state agency are appropriated to the agency receiving the reimbursements, and shall be credited to the agency's appropriation item from which the cost of aircraft operation is paid.

PROVISIONS RELATED TO PROPERTY

(Continued)

Sec. 12.02. Publication or Sale of Printed, Recorded, or Electronically Produced Matter or Records.

- (a) Funds appropriated by this Act may not be used for the publication, recording, production, or distribution of any item or matter, including lists, notices, pamphlets, video recordings, audio recordings, microfiche, films or other electronically produced information or records unless such publication, recording, or production is:
 - (1) essential to accomplish or achieve a strategy or outcome target established by this Act; or
 - (2) required by law.
- (b) Any funds received and collected from any charges specifically authorized by statute for the productions, publications, or records are appropriated to the agency issuing the productions, publications, or records for use during the year in which the receipts are collected. The Comptroller shall credit such receipts to the like appropriation item from which the original costs are paid.

Sec. 12.03. Limitation on Expenditures for Purchases and Conversions of Alternative Fuel Vehicles. A state agency, including an institution of higher education, that is required to meet the percentage requirements for vehicles capable of using alternative fuels under Chapter 2158, Government Code, may expend funds appropriated by this Act for the purpose of meeting the percentage requirements only if the agency purchases or converts a vehicle that uses the most cost-effective, fuel efficient and mechanically efficient alternative fuel source.

Sec. 12.04. Transfer of Master Lease Purchase Program Payments.

- (a) The Texas Public Finance Authority is authorized to transfer each agency's share of administrative fees and lease payments pursuant to the Master Lease Purchase Program from each agency's appropriations made elsewhere in this Act to the Texas Public Finance Authority Master Lease Purchase Program cost of issuance funds and the State Lease Fund Account, respectively. Transfers for administrative fees and lease payments may not be made earlier than 15 days prior to the date that debt service payment is required. The Texas Public Finance Authority may transfer funds necessary for Master Lease Purchase Program debt service payments from the State Lease Fund Account to the Texas Public Finance Authority Master Lease Purchase Program interest and sinking funds.
- (b) The Comptroller shall assist the Texas Public Finance Authority in the transfer of lease payments. State agencies participating in the Master Lease Purchase Program shall cooperate in the timely transfer of lease payments to the Texas Public Finance Authority. The absence of specific Master Lease payment appropriations, identified in an agency's capital budget, does not release an agency from lease payment obligations.

PART 13.

FEDERAL FUNDS

Sec. 13.01. Federal Funds/Block Grants. Funds received from the United States government by a state agency or institution named in this Act are appropriated to the agency or institution for the purposes for which the federal grant, allocation, aid, payment, or reimbursement was made subject to the provisions of this Act.

Sec. 13.02. Report of Additional Funding.

- (a) Prior to the expenditure of any funds appropriated under §13.01 of this Article IX in an amount in excess of \$10 million greater than the amount for which an agency was appropriated federal funds for the same purpose in this Act, each agency shall report to the Legislative Budget Board, the Governor, and the Comptroller, the amount of federal funds and the proposed use of the funds.

FEDERAL FUNDS

(Continued)

- (b) If after the thirtieth business day after notification from the agency neither the Legislative Budget Board nor the Governor issues a written disapproval, the Comptroller of Public Accounts shall release the funds.

Sec. 13.03. Report of Expanded Operational Capacity.

- (a) Agencies shall report their operational capacity for expanded federal programs, except Medicaid, to the Legislative Budget Board if either of the following conditions is met:
 - (1) an existing federal program that previously granted an agency \$10 million or more per year increases its grant by at least 1000 percent; or
 - (2) a new federal program grants at least \$100 million to a state agency.
- (b) Reports submitted under Subsection (a) of this section shall:
 - (1) include goals, resources, timeframes, and issues critical to program execution;
 - (2) be submitted within 90 days of the date the agency receives a notice of grant award;
 - (3) be prepared in a format specified by the Legislative Budget Board.

Sec. 13.04. Reports to Comptroller. It is the intent of the legislature, that in the event 10 or more state agencies are awarded, by the United States government, a combined amount greater than or equal to \$1 billion in federal stimulus funds or other one-time allocations appropriated through legislation separate from the annual federal appropriations bills, the Comptroller shall set state reporting standards and time lines, including performance benchmarks, for all affected agencies, including institutions of higher education, that align with any related federal reporting requirements. The Comptroller may recover the cost of this activity pursuant to authority in Government Code, Chapter 771.

Sec. 13.05. Deposit and Expenditure Limitations. Except for an institution of higher education, federal funds:

- (1) including unexpended balances, shall be deposited to and expended from the specific appropriation item identified in this Act; and
- (2) may not be expended for a strategy or function other than a strategy or function that has been reviewed by the Eighty-fourth Legislature and authorized by specific language in this Act or encompassed by an agency's budget structure as established by this Act.

Sec. 13.06. Reimbursements from Federal Funds. As applicable, federal reimbursements received for expenditures previously made or services performed on behalf of federal programs from state funds shall be credited by the Comptroller to the fund from which the expenditure was originally made. The credit shall be to the agency's current appropriation item or accounts from which the expenditures of like character were originally made and are appropriated. Reimbursements received from employee benefits paid from General Revenue Fund appropriations of other administering agencies shall be deposited to the unappropriated General Revenue Fund.

Sec. 13.07. Limitations on Positions.

- (a) A position created for administration of federal grant programs shall be phased out upon discontinuance of the particular federal grant for which it was authorized.
- (b) Agencies subject to Chapter 654, Government Code (the Position Classification Act) will make federal grant employment in accordance with the provisions of that Act in positions listed in, or otherwise authorized by, this Article IX.

Sec. 13.08. Funding Reductions. In the event that federal programs that authorize federal funds included in this Act are eliminated, consolidated, or replaced with new federal programs and funding authorization or block grants, or the federal funds appropriated to agencies are reduced, any reduction or reallocation of federal funds will be distributed across affected agencies and programs to pattern the strategies and programs included in this Act to the extent possible without restricting the state's ability

FEDERAL FUNDS

(Continued)

to receive federal funds, in accordance with a plan adopted by the designated single state agency or otherwise by each affected agency. An agency shall provide a copy of the plan to the Legislative Budget Board and the Governor.

Sec. 13.09. Unexpended Balances. Except as provided by §13.10 of this Article IX, any unexpended balances of federal funds existing at the beginning of this biennium or at the end of a fiscal year of this biennium are appropriated for use during this biennium for the original purposes of the appropriation.

Sec. 13.10. Temporary Assistance for Needy Families (TANF) or Social Services Block Grant (SSBG).

- (a) Notwithstanding §13.01, agencies appropriated Temporary Assistance for Needy Families (TANF) or Social Services Block Grant (SSBG) Federal Funds elsewhere in this Act are authorized to expend any balances of TANF or SSBG funds that are unobligated and unexpended at the beginning of this biennium from an appropriation made during the previous biennium or any additional TANF or SSBG federal grants. In addition, the TANF or SSBG funds appropriated elsewhere in this Act and/or the balance of all available TANF or SSBG federal funds may be transferred as appropriate by the Single State Agency for TANF or SSBG, respectively.
- (b) No expenditures under this section may be made without the prior written approval by the Legislative Budget Board and Governor.
- (c)
 - (1) To request approval to expend funds under Subsection (b) of this §13.10, the agency or Single State Agency shall submit a written request to the Legislative Budget Board and the Governor. At the same time, the agency or Single State Agency shall provide a copy of the request to the Comptroller of Public Accounts. The request shall include the amount of unexpended balance or additional federal grants of TANF or SSBG funds, a detailed explanation of the purpose and use of the funds, and an estimate of the impact on performance measures and capital budgets. If the purpose for the unexpended balance differs from the original purpose, the request shall include the names of the originating and receiving strategies for the funds. Additional information requested by the Legislative Budget Board or the Governor shall be provided in a timely manner.
 - (2) The request shall be considered to be approved if neither the Legislative Budget Board nor the Governor issues a written disapproval within 30 business days of the date on which the staff of the Legislative Budget Board concludes its review of the proposal to expend the funds and forwards its review to the Chair of the House Appropriations Committee, Chair of the Senate Finance Committee, Speaker of the House, and Lieutenant Governor.
- (d) The Comptroller of Public Accounts shall not authorize the expenditure of unexpended balances or additional TANF or SSBG federal funds if the Legislative Budget Board provides notification to the Comptroller of Public Accounts that the requirements of this provision have not been satisfied.

Sec. 13.11. Definition, Appropriation, Reporting and Audit of Earned Federal Funds.^{5, 14}

- (a) **Definition.** Earned Federal Funds (EFF) are defined as all monies received in connection with each entitlement period of a federally funded contract, grant or program, excluding reimbursements under §13.06 of this Article which are not required by the governing agreement to be distributed thereon. Typically, EFF arise from recoveries of costs previously paid from a nonfederal fund source, indirect cost allocations, interest earned on federal funds, and minor sources such as the sale of fixed assets purchased with federal funds. These funds are received in connection with a federally funded program but are not required by the governing agreement to be distributed on that program. For state accounting purposes, EFF are defined as revenues collected from federal receipts and deposited into the state General Revenue Fund as Comptroller revenue object codes 3602, 3702, 3726, 3745, 3750, 3773, 3851, 3965, 3971 and 3972.

FEDERAL FUNDS

(Continued)

- (b) **Collected Revenue.** General Revenue in the amounts specified by year below is appropriated in agency bill patterns elsewhere in this Act and is contingent on collection of EFF revenues by the following agencies:

	2016	2017
Article I: General Government		
Attorney General	\$8,495,000	8,100,000
Trusted Programs of the Governor	1,163,903	926,250
Library & Archives Commission	110,630	110,630
Veterans Commission	907,378	907,378
Article II: Health and Human Services		
Dept of Aging and Disability Services	\$7,500,000	7,500,000
Dept of Assistive and Rehabilitative Services	2,975,812	2,975,812
Dept of Family and Protective Services	680,258	680,258
Department of State Health Services	4,418,000	4,418,000
Health and Human Services Commission	12,300,000	12,300,000
Article III: Education		
Texas Education Agency	\$533,409	533,409
Higher Education Coordinating Board	200,000	200,000
Article V: Public Safety and Criminal Justice		
Texas Military Department	\$45,000	45,000
Department of Public Safety	900,000	900,000
Juvenile Justice Department	85,000	85,000
Article VI: Natural Resources		
Department of Agriculture	\$5,739,350	\$5,739,349
General Land Office	1,353,933	1,833,227
Animal Health Commission	284,406	286,971
Commission on Environmental Quality	4,500,000	4,500,000
Parks and Wildlife Commission	225,000	225,000
Railroad Commission	903,112	903,112
Water Development Board	213,078	213,078
Article VII: Business and Economic Development		
Housing and Community Affairs	\$1,971,251	2,004,879
Workforce Commission	65,000	82,500
Article VIII: Regulatory		
Department of Insurance	\$224,406	224,406
General Revenue in Lieu of Earned		
Federal Funds	\$55,793,926	55,694,259

- (c) **Reporting and Appropriation.** On a quarterly basis, the Comptroller shall notify the Legislative Budget Board and Governor of the EFF amounts deposited by agency. In the event that an agency specified above collects and deposits more EFF than identified above in fiscal year 2016, the agency is appropriated the additional amounts subject to the following conditions:

- (1) At least 30 days prior to budgeting or expending the EFF above the 2016 level above, the agency shall report the anticipated amounts and proposed use of these funds to the Legislative Budget Board.
- (2) Notification shall include information regarding the need that will be served with the additional revenue.
- (3) Notification shall also identify the impact on established performance targets, measures, capital budget authority, and full-time-equivalent positions.

- (d) **Reporting and Appropriation.** Subsection (c) authority and requirements shall also apply to fiscal year 2017.

- (e) **No Unexpended Balance Authority from Fiscal Year 2015 for Agencies.** The amounts of General Revenue above for all listed agencies exclude any unexpended balances of EFF that remain on August 31, 2015. It is assumed that any remaining balances of EFF on August 31, 2015, lapse to the General Revenue Fund.

FEDERAL FUNDS

(Continued)

- (f) **Unexpended Balance Authority Between Years of the 2016-17 Biennium.** Any EFF balances in excess of the amounts identified in Subsection (b) of this section or any balance remaining from the amounts identified in Subsection (b) on August 31, 2016 may be carried forward into fiscal year 2017.
- (g) **Benefits Proportional.** Revenues collected as EFF as authorized and generated by each of the agencies above cover, at a minimum, the cost of the General Revenue appropriations specified above and any associated employee benefits.
- (h) **Federal Monies Collected for Post-retirement Health Care.** Federal monies collected for post-retirement health care costs shall be deposited as unappropriated general revenue and are not eligible for appropriation by this provision.
- (i) **Amounts Contingent on Collection.** The yearly amounts by agency identified above are contingent on collection. In the event that actual and/or projected revenue collections are insufficient to offset the appropriations identified in this provision, the Comptroller shall reduce the General Revenue appropriations provided by this Act to be within the amount of EFF collections expected to be available.
- (j) **Contingency Appropriation for Additional Agencies.** In the event that an agency not identified above enters into an agreement with a federal agency which results in the receipt of EFF which are a new source of collections not anticipated for fiscal years 2016 and 2017, the affected agency shall furnish documentation of the new revenue to the Comptroller. If the Comptroller finds the information sufficient to support the revenue stream as a new collection, a finding of fact shall be issued and the additional EFF collections are appropriated subject to the notification requirements in Subsections (c) and (d).
- (k) **Audit.** The depositing and classification practices of Earned Federal Funds by agencies referenced above shall be subject to audit by the State Auditor's Office.
- (l) **Contingency for HB 8.** ~~Contingent on the passage of House Bill 8 or similar legislation by the Eighty-fourth Legislature, Regular Session, which authorizes establishment of a special fund in the treasury to hold money received from the federal government and any earnings on federal money, beginning September 1, 2015, Earned Federal Funds as defined in Subsection (a) and estimated by agency in Subsection (b), Collected Revenue, would be deposited into a special fund in the treasury for federal funds and any earnings on federal money. The amounts appropriated to an agency under Articles I-VIII of this Act as General Revenue that consist of revenues collected from federal receipts, classified as Comptroller revenue object codes 3602, 3702, 3726, 3745, 3750, 3773, 3851, 3965, 3971 and 3972, and listed in Subsection (b), Collected Revenue, are eliminated and replaced by appropriations in the equivalent amount from the special fund in the treasury for federal funds and earned federal funds. The total reduction in the General Revenue Fund is estimated to be \$55,793,926 in fiscal year 2016 and \$55,694,259 in fiscal year 2017, with an offsetting appropriation increase from the special fund for federal and earned federal funds of an estimated \$55,793,926 in fiscal year 2016 and \$55,694,259 in fiscal year 2017. The amounts of the appropriation reduction in General Revenue and the corresponding appropriation increase from the special fund for federal and earned funds for each affected agency under Articles I-VIII of this Act are listed in Subsection (b), Collected Revenue. All remaining subsections in Section 13.11 would apply to the EFF amounts previously deposited to the General Revenue Fund, but as of September 1, 2015, deposited to a special fund in the treasury for federal funds and any earnings on federal money.~~

Sec. 13.12. Reporting of Federal Homeland Security Funding. All state agencies and institutions shall include in their operating budget reports to the Legislative Budget Board:

- (1) an estimated amount of federal homeland security funding received by the agency or institution of higher education and used for the operation and administration of state homeland security programs; and
- (2) the amount of federal homeland security funding received by the agency or institution and passed through to other agencies, institutions, or local units of government.

PART 14. AGENCY DISCRETIONARY TRANSFER PROVISIONS

Sec. 14.01. Appropriation Transfers.

- (a) Subject to any specific restriction in another provision of this Act, an appropriation contained in this Act may be transferred from one appropriation item to another appropriation item in an amount not to exceed 20 percent of the appropriation item from which the transfer is made for the fiscal year, at the discretion of the chief administrative officer of the state agency.
- (b) After obtaining the written approval of the Governor and the Legislative Budget Board, a state agency may exceed the 20 percent discretionary transfer authority provided to the chief administrative officer of the state agency under Subsection (a) of this Section.
- (c) A request for approval to exceed the 20 percent discretionary transfer authority provided to the chief administrative officer of the state agency under Subsection (a) of this Section must be submitted by the agency's governing board (if the agency has a governing board) or by the chief administrative officer (if the agency does not have a governing board) and must include at a minimum:
 - (1) the date on which the governing board (if applicable) approved the request;
 - (2) a statement justifying the need to exceed the transfer limitation;
 - (3) the source of funds to be used to make the transfer; and
 - (4) an explanation as to why such transfer cannot be deferred.
- (d) As a specific exception to Subsection (a), funds appropriated for capital budget items are subject to restrictions contained elsewhere in this Act.
- (e)
 - (1) Funds appropriated by this Act in items of appropriation that are part of a Goal for "Indirect Administrative and Support Costs" or "Indirect Administration" may also be transferred from one appropriation item to another appropriation item within that same Goal without limitation as to the amount of such a transfer.
 - (2) Funds appropriated by this Act in items of appropriation that are part of a Goal for "Indirect Administration" or "Indirect Administrative and Support Costs" may not be increased by transfer from an appropriation item from another Goal without the prior written approval of the Governor and the Legislative Budget Board.
- (f) Appropriations made by this Act to each state agency are not subject to transfer:
 - (1) between fiscal years; nor
 - (2) between agencies except under the provisions of interagency contract, budget execution statutes, or specific rider or statutory authorization.

Sec. 14.02. Transfers for Contract Services. Funds appropriated in the various Articles of this Act for "Employees Retirement System," "Social Security State Match," and "Benefit Replacement Pay" may be transferred between Articles for similar appropriation items for the purpose of paying employee benefits costs incurred by higher education institutions when those institutions have contracted to provide services to state agencies.

Sec. 14.03. Limitation on Expenditures - Capital Budget.

- (a)
 - (1) Contained in appropriations made to certain agencies by this Act are amounts identified as the "Capital Budget." Except as provided under this Section, none of the funds appropriated by this Act, in excess of amounts restricted to capital budget purposes, may be expended for capital budget purposes without the prior approval of the Governor and Legislative Budget Board.
 - (2) The restrictions, limitations, reporting, and approval requirements of this §14.03 do not apply to a change in the method of finance which might result as a part of a transfer transaction involving a capital budget item of appropriation, provided that the transfer transaction otherwise complies with the requirements of this §14.03 and the other provisions of this Act.

AGENCY DISCRETIONARY TRANSFER PROVISIONS

(Continued)

- (b) A request for approval to exceed the transfer limitation on capital budget expenditures under Subsection (h) must be submitted by the agency's governing board (if the agency has a governing board) or by the chief administrative officer of the agency (if the agency has no governing board) and must include at a minimum:
- (1) the date on which the governing board (if applicable) approved the request;
 - (2) a statement justifying the need to exceed the limitation;
 - (3) the source of funds to be used to make the purchases; and
 - (4) an explanation as to why such expenditures cannot be deferred.
- (c) This restriction does not apply to:
- (1) expenditures for capital outlay items or projects that are not included in the definition of "Capital Budget" under Subsection (d); or
 - (2) expenditures for Capital Budget purposes made by:
 - (A) institutions of higher education; or
 - (B) public community/junior colleges.
- (d) "Capital Budget" includes expenditures, for assets with a biennial project cost or unit cost in excess of \$100,000, within the following categories:
- (1) Acquisition of Land and Other Real Property (except for right-of-way purchases made by the Texas Department of Transportation);
 - (2) Construction of Buildings and Facilities;
 - (3) Repairs or Rehabilitation of Buildings and Facilities;
 - (4) Construction of Roads (except for such expenditures made by the Texas Department of Transportation);
 - (5) Acquisition of Information Resource Technologies;
 - (A) In order to provide for unanticipated shortages in appropriations made by this Act for fiscal year 2016 for the payment of data center consolidation costs, amounts identified elsewhere in this Act in fiscal year 2017 for "Data Center Consolidation" may be transferred to fiscal year 2016 to pay data center consolidation costs.

Agencies transferring appropriations related to data center consolidation costs must notify the Governor and Legislative Budget Board 30 days prior to the transfer of funds.
 - (B) "Data Center Consolidation" for the purposes of this section is defined as state consolidated data center services in accordance with Government Code, Chapter 2054, Subchapter L.
 - (C) Funds restricted to "Acquisition of Information Resource Technologies" may also be used to purchase or contract for computer time, facility resources, maintenance, and training.
 - (6) Transportation Items;
 - (7) Acquisition of Capital Equipment and Items; or
 - (8) Other Lease Payments to the Master Lease Purchase Program (for items acquired prior to September 1, 2015, only).

AGENCY DISCRETIONARY TRANSFER PROVISIONS

(Continued)

- (e) Any expenditure directly related to acquisition of an asset, or to placing an asset in service, may be paid from the appropriation made to the "Capital Budget."
- (f) In implementing this section, the Comptroller should refer to the detailed instructions for preparing and submitting requests for legislative appropriations for the biennium beginning September 1, 2015, and the definitions therein, and to the official request for legislative appropriations submitted by the affected agency.
- (g) Appropriations restricted to capital budget purposes and not identified in a "Capital Budget" as being for lease payments to the master lease purchase program (MLPP) or for other lease-purchase payments may be utilized to make lease payments under MLPP or for other lease or installment payments only if the agency to which the appropriation is made provides a report to the Comptroller specifying the sum of the lease payments to be made during the biennium for the Capital Budget item being acquired. The Comptroller shall reduce the appropriation made by this Act for the Capital Budget item in an amount equal to the difference between the appropriated amount and the sum of the lease payments for the biennium and deposit that amount into the unappropriated balance of the original funding source. In the event that the Comptroller cannot determine the amount appropriated for a specific Capital Budget item, the amount shall be determined by the Legislative Budget Board.
- (h) (1) An agency may transfer appropriations:
 - (A) from a non-capital budget item to a capital budget item;
 - (B) from a capital budget item to another capital budget item; or
 - (C) from a capital budget item to an additional capital budget item not presented in the agency's bill pattern.
- (2) Without the approval of the Governor and the Legislative Budget Board:
 - (A) the amounts transferred during a fiscal year as provided by Subdivision (1) of this Subsection (h) may not exceed 25 percent of either:
 - (i) the amount of the capital budget item, as presented in the agency's bill pattern from which funds are being transferred; or
 - (ii) the amount of the capital budget item, if presented in the agency's bill pattern, to which funds are being transferred;
 - (B) appropriations may not be transferred directly from a non-capital budget item to an additional capital budget item not presented in the agency's bill pattern;
 - (C) appropriations may not be transferred to an additional capital budget item that is not presented in the agency's bill pattern if that additional capital budget item was presented to a committee, subcommittee, or working group of the Eighty-fourth Legislature but was not adopted by the Eighty-fourth Legislature; and
 - (D) an agency that does not have a capital budget provision following its items of appropriation in this Act may not use funds appropriated by this Act for capital budget purposes.
- (3) An agency may not transfer appropriations from a capital budget item to a non-capital budget item without the prior written approval of the Governor and the Legislative Budget Board.
- (i) Unexpended balances remaining in appropriations made by this Act for capital budget purposes for fiscal year 2016 are appropriated for fiscal year 2017 for the same purpose.
- (j) (1) Notwithstanding limitations on capital expenditures provided elsewhere, appropriations made by this Act that may be used for the payment of utility bills are authorized to be

AGENCY DISCRETIONARY TRANSFER PROVISIONS

(Continued)

used to pay for energy and water conservation-related projects, including lease payments under the state's Master Lease Purchase Program, entered into in accordance with energy and water conservation statutes.

- (2) Capital expenditures for items that could be financed through the utility savings made possible by a comprehensive energy and water conservation contract authorized by §2166.406, Government Code, are prohibited unless part of a comprehensive energy and/or water conservation contract authorized under §2166.406, Government Code.
 - (3) Before authorizing expenditures for capital items that consume energy or water or that are related to the energy and/or water consumption of an agency's facilities, the Comptroller must verify that the items could not be part of a cost-effective contract for energy and water conservation measures authorized by §2166.406, Government Code.
- (k) Legislative Budget Board may direct the Comptroller of Public Accounts to reduce funds appropriated by this Act to a state agency for capital budget purposes.

Sec. 14.04. Disaster Related Transfer Authority.

- (a) **Policy and Procedure:** In the event of a disaster proclamation by the governor under the Texas Disaster Act of 1975, Chapter 418, Government Code, transfers of appropriations made in this Act, if necessary to respond to the disaster and if made according to the terms of this §14.04, are permitted. This section is intended to serve as a means for quickly, effectively, and efficiently transferring appropriations in the event of a disaster. This §14.04 provides an exception to any other provision of this Act which might otherwise limit transfers of appropriations such as by imposing a limit on the amount of a transfer or which might otherwise limit transfers of appropriations by causing a delay in making a transfer because of the need to take actions such as preparing reports or obtaining approvals prior to transferring appropriations necessary for responding to a disaster. No part of this §14.04 shall be read to limit, modify, or abridge the authority of the Governor to proclaim an emergency, disaster, or martial law or exercise any other powers vested in the governor under the constitution or other laws of this state.
- (b) **Health and Human Services Agencies:** For a health and human services agency listed in Chapter 531, Government Code, that directly responds to the disaster, the Commissioner of Health and Human Services is authorized to transfer funds from another health and human services agency listed in Chapter 531, Government Code, to the responding agency, and may transfer funds between the strategies of each agency for the purpose of funding the disaster response subject to the prior notification of the Legislative Budget Board and Governor as provided by Subsection (g) of this §14.04.
- (c) **Other Agencies:** An agency other than a health and human services agency listed in Chapter 531, Government Code that directly responds to a disaster may transfer appropriations within the agency, without regard to any limits on transfer of appropriations between strategies, subject to the prior notification of the Legislative Budget Board and Governor as provided by Subsection (g) of this §14.04.
- (d) **Transfers Between Agencies:** In the event that a transfer involving at least one agency not listed in Chapter 531, Government Code is necessary in order to respond to a disaster, the agencies involved in the transfer shall request approval from the Legislative Budget Board and the Governor for the emergency transfer of funds, pursuant to Article XVI, §69, Texas Constitution. Any request under this Subsection (d) of this §14.04 shall include the same information required in the recommended plan of transfer below, and a copy shall be provided to the Comptroller. A request made under this Subsection (d) of this §14.04 is subject to the prior notification of the Legislative Budget Board and Governor as provided by Subsection (g) of this §14.04.
- (e) **Appropriation Transfers between Fiscal Years:** Agencies responding to a disaster are authorized to transfer funds appropriated in fiscal year 2017 to fiscal year 2016, subject to the prior notification of the Legislative Budget Board and Governor as provided by Subsection (g) of this §14.04.

AGENCY DISCRETIONARY TRANSFER PROVISIONS

(Continued)

- (f) Unexpended Balances: Any unobligated balances from transfers made under Subsection (e) of this §14.04 as of August 31, 2016, are appropriated to the agency for the same purpose for the fiscal year beginning September 1, 2016.
- (g) Notification of Recommended Plan of Transfer.
 - (1) Recommended Plan of Transfer: A recommended plan of transfer submitted by an agency to the Governor and Legislative Budget Board under this §14.04 must include the following information:
 - (A) a copy of the appropriate disaster proclamation made under Chapter 418, Government Code;
 - (B) the amounts to be transferred (listed by method of finance);
 - (C) the agency or agencies affected;
 - (D) the programs affected by the transfer; and
 - (E) any other information requested by the Legislative Budget Board.
 - (2) Notification: An agency must notify the Legislative Budget Board, the Comptroller, the Governor, and any other agency involved in the transfer prior to the date of recommended transfers. The Comptroller shall transfer the funds as recommended.

Sec. 14.05. Unexpended Balance Authority Between Fiscal Years within the Same Biennium. An agency may transfer any unexpended and unobligated balances remaining as of August 31, 2016 for the same purposes for the fiscal year beginning September 1, 2016, if the agency has been granted, either:

- (1) specific authority in another provision of this Act; or
- (2) written approval of the Legislative Budget Board.

PART 15. AGENCY NON-DISCRETIONARY TRANSFER PROVISIONS

Sec. 15.01. Reimbursements for Unemployment Benefits.

- (a) For the purposes of this section, "agency" includes a state agency as defined under §2151.002, Government Code, which includes an institution of higher education (except a public junior college) as defined under §61.003, Education Code.
- (b) At the close of each calendar quarter, the Texas Workforce Commission shall prepare a statement reflecting the amount of unemployment benefits paid to all former state employees based on wages earned from state employment and present it to the Comptroller. The Comptroller shall pay by warrant or transfer out of funds appropriated from the Unemployment Compensation Special Administration Account No. 165 such amount to the Unemployment Compensation Benefit Account No. 937 to reimburse it for such payments.
- (c) The Unemployment Compensation Special Administration Account No. 165 shall be reimbursed, as Interagency Transfers to the Unemployment Compensation Special Administration Account No. 165, for one-half of the unemployment benefits paid, from appropriations made in this Act to the agency that previously employed each respective former state employee whose payroll warrants were originally issued in whole or part from the General Revenue Fund or dedicated General Revenue Fund accounts, Federal Funds, or Other Funds, such as Fund No. 006.
- (d) From information related to unemployment benefits paid on behalf of previously employed former state employees provided by the Texas Workforce Commission, the Comptroller shall determine the proportionate amount of the reimbursement or payment due from the General Revenue Fund, any General Revenue-Dedicated accounts, Federal Funds or Other Fund appropriations made elsewhere in this Act to agencies. The Comptroller shall transfer such

AGENCY NON-DISCRETIONARY TRANSFER PROVISIONS

(Continued)

amounts to the Unemployment Compensation Special Administration Account No. 165. The amounts reimbursed pursuant to this subsection are appropriated to the Unemployment Compensation Special Administration Account No. 165 for the purpose of reimbursing the Unemployment Compensation Benefit Account No. 937, as Interagency Transfers to the Unemployment Compensation Special Administration Account No. 165. The reimbursement requirements established by this subsection may be waived, either in whole or in part, by the Legislative Budget Board.

- (e) In addition to other reimbursement provided by this section, the Unemployment Compensation Special Administration Account No. 165 shall be reimbursed, for one-half of the unemployment benefits paid, from amounts appropriated to the Reimbursements to the Unemployment Compensation Benefit Account item in this Act out of dedicated General Revenue Fund accounts or Other Funds and shall be fully reimbursed from funds held in local bank accounts, for all former state employees whose payroll warrants were originally issued in whole or part from dedicated General Revenue Fund accounts, Other Funds, Federal Funds, or local bank accounts, respectively. From information provided by the Texas Workforce Commission, the Comptroller shall determine the proportionate amount of the reimbursement or payment due from funds other than General Revenue and transfer such funds to the Unemployment Compensation Special Administration Account No. 165. The amounts reimbursed from local funds pursuant to this subsection are appropriated to the Unemployment Compensation Special Administration Account No. 165 for the purpose of reimbursing the Unemployment Compensation Benefit Account No. 937. Such transfers and payments as are authorized under law shall be made not later than the 30th day after the date of receipt of the statement of payments due.
- (f) The Comptroller may prescribe accounting procedures and regulations to implement this section.
- (g) The Comptroller, upon certification of amounts due from the Texas Workforce Commission, including the sources of such amounts due, may transfer funds from such agencies or other units of state government as the Texas Workforce Commission certifies remain due more than 30 days from receipt of the statement of payments due. The Texas Workforce Commission shall also determine the amounts due from funds held outside the state treasury and notify the State Auditor and Comptroller of such amounts.

Sec. 15.02. Payments to the State Office of Risk Management (SORM).

- (a) In this section:
 - (1) "Agency" includes a state agency as defined under §2151.002, Government Code, which includes an institution of higher education (except a public junior college) as defined under §61.003, Education Code, and may also include any other unit of state government as defined by the rules of SORM, which participates in cost allocation plan provided under this section;
 - (2) "Assessment" means the amount of the workers' compensation assessment placed on an agency by SORM and the agencies' proportion of SORM's costs to administer workers' compensation payments and other statutory obligations contained in A.1.1, Risk Management Program and A.2.1, Pay Workers' Compensation, as provided by this section and other relevant law; and
 - (3) "SORM" means the State Office of Risk Management.
- (b) At the beginning of each fiscal year, SORM shall prepare a statement reflecting the assessments due from all agencies and present it to the Comptroller.
- (c) (1) Notwithstanding other provisions in this Act, agencies shall transfer to SORM seventy-five percent (75%) of their assessed allocation which includes amounts for workers' compensation coverage for their employees from funding in the same proportion as their expected payroll funding, including General Revenue Funds, dedicated General Revenue Fund accounts, Other Funds or local bank accounts and the agencies' proportion of

AGENCY NON-DISCRETIONARY TRANSFER PROVISIONS

(Continued)

SORM's costs to administer workers' compensation payments and other statutory obligations contained in A.1.1, Risk Management Program and A.2.1, Pay Workers' Compensation.

- (2) Not later than May 1 of each fiscal year, SORM shall determine, based on actual costs since the beginning of the fiscal year and other estimated costs, the remaining assessment due from each agency. SORM shall prepare a statement reflecting the remaining assessments due from each agency and present the statement to the Comptroller. Each agency shall transfer to SORM the remaining assessed allocation which includes amounts for workers' compensation coverage for their employees from funding in the same proportion as their expected payroll funding, including General Revenue Funds, dedicated General Revenue Fund accounts, Other Funds or local bank accounts and the agencies' proportion of SORM's costs to administer workers' compensation payments and other statutory obligations contained in A.1.1, Risk Management Program and A.2.1, Pay Workers' Compensation.
- (d) Transfers and payments as are authorized under law shall be made not more than 30 days from receipt of the statement of payments due.
- (e) The Comptroller may prescribe accounting procedures and regulations to implement this section.
- (f) Upon certification by SORM of amounts due, the Comptroller may transfer funds from an agency if the assessment amount due remains unpaid after more than 30 days from receipt of the statement of payments due.
- (g) All funds recovered by SORM from third parties by way of subrogation are appropriated to SORM to be used for the payment of workers' compensation benefits to state employees and shall be retained in Strategy B.1.1, Workers' Compensation Payments, in whole for that purpose.
- (h) Amounts not to exceed 2 percent in total of workers' compensation annual expenditures may be awarded to agencies by SORM for the purposes of risk management and loss prevention. In the event that collections in Strategy B.1.1, Workers' Compensation Payments, funded by the annual assessments to agencies, exceeds 110 percent of the expected annual payments, the portion of the excess over 110 percent funded from all funding sources shall be returned to agencies. The excess returned to the agencies by SORM is appropriated to the agencies for expenditures consistent with the original funding source. Any funding less than 110 percent of collections in Strategy B.1.1, Workers' Compensation Payments, not used for workers' compensation payments shall be used by SORM to lower the cumulative assessments to agencies the following fiscal year.
- (i) In the event the total assessments in any year prove insufficient to fund expenditures, SORM may, with the approval of the Legislative Budget Board, temporarily utilize additional general revenue in an amount not to exceed 20 percent of the cumulative assessments for that fiscal year. Any additional general revenue funds will be utilized only for the purpose of temporary cash flow and must be repaid upon receipt of the following year's assessments in accordance with procedures established by the Comptroller. All transfers from and repayments to the General Revenue Fund shall be reported by SORM to the Legislative Budget Board within 30 days of the transfer.
- (j) The reimbursement requirements established by this section may be waived or delayed, either in whole or in part, by the Legislative Budget Board.
- (k) SORM shall require agencies to provide to SORM and agencies shall submit to SORM information regarding the specific funding sources from which agencies pay their assessed allocation amounts for workers' compensation coverage for their employees.

Sec. 15.03. Contingency Appropriation Reduction.

- (a) After considering all other contingency riders in this Act and all legislation passed by the Eighty-fourth Legislature that affects revenue, if the appropriations made by Articles I through X of this Act exceed the estimated available revenue, all appropriations made under this Act out

AGENCY NON-DISCRETIONARY TRANSFER PROVISIONS

(Continued)

of the General Revenue Fund and General Revenue-Dedicated accounts are automatically reduced on a pro-rata basis by the amount necessary, if any, to ensure that the total amount appropriated does not exceed the estimated revenue, pursuant to Article 3, §49a, Texas Constitution; provided, however, that appropriations described under Subsection (c) of this section shall not be reduced.

- (b) The Comptroller shall report the amount of the automatic reductions, if any, to the Governor and Legislative Budget Board.
- (c) Appropriations described under this Subsection (c) that may not be reduced by an action taken pursuant to this section are as follows:
 - (1) Appropriations identified in §6.07 of this Article IX (Employee Benefit and Debt Service Items);
 - (2) Appropriations made to the Texas Education Agency for the Foundation School Program in Strategies A.1.1, FSP-Equalized Operations, and A.1.2, FSP-Equalized Facilities;
 - (3) Appropriations made in Article IV of this Act;
 - (4) Appropriations made to the Teacher Retirement System;
 - (5) Appropriations made to the Optional Retirement Program;
 - (6) Appropriations made to the Higher Education Fund;
 - (7) Appropriations made for Debt Service Payments for Non-Self Supporting G.O. Water Bonds;
 - (8) Appropriations made for Compensation to Victims of Crime; and
 - (9) Appropriations designated as "estimated."

Sec. 15.04. Appropriation Transfers: Billings for Statewide Allocated Costs. As provided by Chapter 2106, Government Code, relating to billings to state agencies for the costs of support services allocated to agencies under the statewide cost allocation plan, the Comptroller shall transfer appropriations made to state agencies and institutions of higher education by this Act to the General Revenue Fund, under Articles I-VIII of this Act, in amounts which total an estimated \$40 million for the biennium.

At least 30 days prior to making transfers of agency appropriations to the General Revenue Fund pursuant to this provision, the Comptroller shall develop and prepare a plan of reductions and notify the Legislative Budget Board and Governor of the amounts proposed for reduction by each agency.

PART 16. LEGAL REPRESENTATION AND JUDGMENTS PROVISIONS

Sec. 16.01. Court Representation and Outside Legal Counsel.

- (a) (1) Except as otherwise provided by the Constitution or general or special statutes, and only as consistent with Government Code, Sec. 402.0212 and Chapter 2254, Government Code, the Attorney General shall have the primary duty of representing the State in the trial of civil cases. The provisions of this section apply to the representation of a state governmental entity by outside legal counsel in all legal matters.
- (2) Funds appropriated by this Act may not be used by a state governmental entity for retaining outside legal counsel before the state governmental entity requests the Attorney General to perform such services.

LEGAL REPRESENTATION AND JUDGMENTS PROVISIONS

(Continued)

- (3) If the Attorney General determines that outside legal counsel is in the best interest of the State, the Attorney General shall so certify to the Comptroller and to the requesting state governmental entity which may then utilize appropriated funds to retain outside legal counsel.
 - (4) Funds appropriated by this Act may not be used by a state governmental entity to contract with an outside legal counsel who represents clients before the state governmental entity or who has, during a six month period preceding the initiative of the contract and a six month period following the termination of the contract, represented clients before the state governmental entity.
 - (5) A state governmental entity may not initiate the process of selecting outside legal counsel prior to receiving the approval of the Attorney General to retain outside legal counsel.
- (b) Funds appropriated by this Act may not be expended by a state governmental entity to initiate a civil suit or defend itself against a legal action without the consent of the Attorney General. Absent this consent, the state governmental entity shall be represented in that particular action by the Attorney General.
 - (c) On receipt of a request by a state governmental entity to retain outside legal counsel, the Attorney General shall make a determination on the request as expeditiously as possible, but in no event later than 10 working days after receiving such request.
 - (d) Funds appropriated by this Act may not be used to pay compensation to outside legal counsel for representing a state governmental entity in the trial of a civil suit if the Attorney General, district attorney, criminal district attorney, county attorney, or other lawyer is required by constitutional or statutory provision to represent a state governmental entity except in those cases where the Attorney General consents to such representation or the district attorney, criminal district attorney, county attorney, or other lawyer has requested that the attorneys employed by the particular state governmental entity assist with the trial of the particular civil suit.
 - (e)
 - (1) This section does not restrict a state governmental entity in the investigation and assembling of evidence in connection with a pending or prospective civil suit.
 - (2) This section does not prohibit a state governmental entity or its employees from investigating, filing, or presenting to any person a claim, owing to the State.
 - (f) This section does not restrict the Attorney General from employing special assistants to assist in the trial of civil suits to be paid from the appropriations therefore made to the Attorney General.
 - (g) If a state governmental entity requests the Attorney General to take legal action in court against another state governmental entity, the Attorney General shall give special consideration to permitting one of the state governmental entities to employ, from the permitted state governmental entity's funds, outside legal counsel to represent that state governmental entity in that action, in order to avoid a conflict of interest by the Attorney General in the representation of both state governmental entities.
 - (h) If the Attorney General initiates legal action against another state governmental entity on behalf of the Attorney General rather than another state governmental entity, the Legislature determines that a conflict of interest exists and the state governmental entity against which the Attorney General takes action may expend appropriated funds for outside legal counsel to represent that state governmental entity without the prior approval or consent of the Attorney General.
 - (i) Subsections (a) - (h) do not apply to funds appropriated to:
 - (1) Office of the Governor;
 - (2) Comptroller;

LEGAL REPRESENTATION AND JUDGMENTS PROVISIONS

(Continued)

- (3) Department of Agriculture;
 - (4) General Land Office and Veteran's Land Board; or
 - (5) Railroad Commission of Texas.
- (j) Funds appropriated by this Act may not be expended to pay the legal fees or expenses of outside legal counsel that represents the State or any of its state governmental entities in a contested matter if the outside legal counsel is representing a plaintiff in a proceeding seeking monetary damages from the State or any of its state governmental entities.
- (k) For purposes of this section, "state governmental entity" means a board, commission, department, office, or other agency in the executive branch of state government created under the constitution or a statute, including an institution of higher education.

Sec. 16.02. Contingent Fee Contract for Legal Services.

- (a) Except to carry out the purposes of Chapter 153, Education Code, funds appropriated by this Act may not be expended by a state governmental entity for payment of legal fees or expenses under a contingent fee contract for legal services without the prior approval of the Legislative Budget Board, as provided by Government Code, Chapter 2254.
- (b) For purposes of this section, "state governmental entity" means a board, commission, department, office, or other agency in the executive branch of state government created under the constitution or a statute, including an institution of higher education.
- (c) This section applies to all contingent fee contracts for legal services entered into by a state governmental entity, including legal services related to a *parens patriae* action or proceeding brought by a state governmental entity in the name of the state, except that this section does not apply to a contingent fee contract:
- (1) for legal services performed for a state governmental entity in relation to the entity's actions as a receiver, special deputy receiver, liquidator, or liquidating agent in connection with the administration of the assets of an insolvent entity, including actions under Chapter 443, Insurance Code, or Chapters 36, 66, 96, or 126, Finance Code; or
 - (2) under which recoveries from more than one entity are contemplated and the expected amount of each recovery and the actual amount of each recovery does not exceed \$100,000.

Sec. 16.03 Proceeds of Litigation.

- (a) Any litigation that results in settlement, court order or other arrangement providing revenues or financial benefits to a state governmental entity or the State of Texas shall be structured to require the entire amount due to be paid to the state treasury.
- (b) None of the money paid to a state governmental entity (as a result of a settlement of litigation, or other arrangement providing revenues or financial benefits as a result of an incident that could reasonably result in a claim or litigation) may be expended by any state government entity unless the Legislative Budget Board is notified in writing by the Attorney General regarding the terms of the settlement or other arrangement and by the state governmental entity receiving the money regarding the plans for the use of the money. The written notice must be delivered to the Legislative Budget Board as soon as practicable, but no later than the 20th day of the month following, the first to occur of:
- (1) receipt of the money or other benefit; or
 - (2) approval of the settlement or arrangement by a court.
- (c) This section does not apply to a settlement of litigation, court order resulting from litigation, or other arrangement providing revenues or financial benefits as a result of litigation:

LEGAL REPRESENTATION AND JUDGMENTS PROVISIONS

(Continued)

- (1) for a state governmental entity in relation to the entity's actions as a receiver, special deputy receiver, liquidator, or liquidating agent in connection with the administration of the assets of an insolvent entity, including actions under Chapter 443, Insurance Code, or Chapters 36, 66, 96, or 126, Finance Code; or
- (2) under which recovery to the state governmental entity does not exceed \$500,000.
- (d) For purposes of this section, "state governmental entity" means a board, commission, department, office, or other agency in the executive branch of state government created under the constitution or a statute, including an institution of higher education.

Sec. 16.04. Judgments and Settlements.

- (a) The funds appropriated by this Act, including appropriations made in Article X of the Act, may not be expended for payment of a judgment or settlement prosecuted by or defended by the Attorney General and obtained against the State or a state agency, except:
 - (1) pursuant to this section; or
 - (2) where it is specifically provided in an item of appropriation that the funds thereby appropriated or expenditures therein authorized may be used for the payment of such judgments or settlements.
- (b) State agencies appropriated funds by this Act may expend funds appropriated elsewhere in this Act for the purposes of paying settlements and judgments against the state for causes brought in a federal court or a court in this state under specific statutory authority. Payments made pursuant to this subsection are subject to the following processes and limitations:
 - (1) such funds are to be paid out by the Comptroller on vouchers drawn by the agency settling the lawsuit or paying the judgment, subject to the approval of the Governor and of the Attorney General according to Subsection (d);
 - (2) for purposes of this subsection, "judgment" means a judgment order rendered in a federal court or a court in this state for which an appeal or rehearing, or application therefore, is not pending and for which the time limitations for appeal or rehearing have expired;
 - (3) the payment of a settlement or judgment may not exceed \$250,000;
 - (4) the payment of the settlement or judgment would not cause the total amount of payments made by the payer agency for that fiscal year to exceed 10 percent of the total amount of funds available for expenditure by that agency for that fiscal year; and
 - (5) the payment of a settlement or judgment may be made only with a complete release from any and all related claims and causes against the State, and in the case of a judgment, the payment may be made only in full satisfaction of that judgment.
- (c)
 - (1) A state agency shall report a claim for property damage to the Attorney General not later than the second working day after the date the agency receives the claim.
 - (2) A state agency shall prepare a voucher for payment of a claim not later than the 10th working day after the date an agreement to settle the claim has been reached.
- (d) Payment of all judgments and settlements prosecuted by or defended by the Attorney General is subject to approval of the Attorney General as to form, content, and amount, and certification by the Attorney General that payment of the judgment or settlement is a legally enforceable obligation of the State. This subsection applies equally to funds appropriated for expenditure through the state treasury, as well as funds appropriated for expenditure from funds held in local banks.
- (e) The Attorney General shall report to the Legislative Budget Board and the Governor not less than monthly, a listing of all settlements and judgments of more than \$5,000 submitted to the Comptroller for payment. The document delivered to the Legislative Budget Board and Governor by the Attorney General must contain only information that may be published on the

LEGAL REPRESENTATION AND JUDGMENTS PROVISIONS

(Continued)

internet, by a newspaper, or published by other means and shall contain at least the following information unless all or part of the information may not be disclosed to the public under state or federal law or by court order:

- (1) a summary of the cause of action;
 - (2) a summary of the terms of the settlement;
 - (3) the style of the case;
 - (4) the name and business address of each attorney representing the opposing litigants at the time of the settlement;
 - (5) the amount of the judgment or settlement;
 - (6) the fund or account from which payment was or should be made;
 - (7) the statutory citation for the appropriation or other authority to be made;
 - (8) specific statutes granting waiver of sovereign immunity or legislative resolution granting litigant permission to sue;
 - (9) the date of judgment or settlement; and
 - (10) other information as the Legislative Budget Board may request and in the form requested by the Legislative Budget Board.
- (f) The State Auditor may verify compliance with this section for all funds appropriated in this Act, including funds that are retained and expended from accounts held outside the state treasury and that are not subject to reimbursement through funds held in the state treasury. On verification that an agency has not obtained the Attorney General's approval prior to payment of a judgment or settlement, the State Auditor may certify such fact to the Comptroller. The Comptroller may withhold all appropriations for administrative expenses for the involved agency, until the Legislative Audit Committee notifies the Comptroller that the agency's non-compliance has been reviewed and necessary recommendations or changes have been made.

Sec. 16.05. Incidents Report: State Supported Living Centers and State Hospitals. Each fiscal year of the biennium, before November 1, the Attorney General shall report to the Legislative Budget Board a listing of all claims made and all incidents reported by any agency to the Attorney General during the previous fiscal year which might result in a claim being made which might result in a settlement or judgment of more than \$100,000 resulting from an incident involving an injury to a resident of a state supported living center or a client of a state hospital. The report shall include a summary of the employment status of all state employees and their supervisors involved in or witness to the injury to the resident of a state supported living center or a client of a state hospital and a summary of personnel actions taken with regard to each of those employees as a result of the incident.

Sec. 16.06. Professional Legal Services.

- (a) It is the intent of the legislature that in providing professional legal services to officials and entities of the legislative branch of state government using money appropriated by this Act, the attorney general shall abide by the official's or entity's decisions concerning the objectives and general methods of representation and whether to accept or reject an offer of settlement of a matter. If circumstances prevent the attorney general from abiding by such decisions, the official or entity may expend from general revenue funds appropriated to the legislature in Article X of this Act amounts necessary to pay for professional legal services, including legal advice, assistance, and representation.
- (b) To the extent this section conflicts with another provision of this Act, this section prevails.

Sec. 17.01. Contingency Rider. It is the intent of the Legislature that appropriations made in this Act be expended only for purposes and programs specifically funded in the Act, and contingency appropriations made for legislation adopted by the Eighty-fourth Legislature be the sole source of funding for implementation of that legislation. No state agency or institution is required to reallocate or redistribute funds appropriated in this Act to provide funding for programs or legislation adopted by the Eighty-fourth Legislature for which there is not specific appropriation or contingency provision identified in this Act.

Sec. 17.02. Limitation on Substitution of General Obligation Bond Funded Projects. Following initial Legislative Budget Board approval of projects for which funds are appropriated to an agency elsewhere in this Act or funds appropriated to Texas Public Finance Authority (TPFA) for payment of debt service on outstanding Proposition 4 and Proposition 8 bonds, an agency may substitute projects for those approved by submitting a written request for project substitution to the TPFA, with a copy to the Legislative Budget Board. The request shall be considered to be approved unless the Legislative Budget Board issues a written disapproval within 30 business days of the date on which the staff of the Legislative Budget Board concludes its review of the proposal to expend the funds and forwards its review to the Chair of the House Appropriations Committee, Chair of the Senate Finance Committee, Speaker of the House, and Lieutenant Governor.

Sec. 17.03. Interagency Contract to Coordinate Use of PARIS Data to Assist Veterans and Achieve Savings for State. Out of the funds appropriated elsewhere in this Act, the Health and Human Services Commission, the Department of Aging and Disability Services, the Texas Veterans Commission, and the Veterans Land Board shall enter into an interagency contract to establish an ongoing staff workgroup between the agencies to coordinate the use and to investigate and analyze the data received from the federal Public Assistance Reporting Information System (PARIS) and develop new strategies to use PARIS data that could generate savings for the state. Each agency (the Health and Human Services Commission, the Department of Aging and Disability Services, the Texas Veterans Commission, and the Veterans Land Board) shall utilize their expertise to work with other workgroup members to improve communication and services to veterans.

Sec. 17.04. Payroll Contribution for Group Health Insurance.

- (a) Notwithstanding any other provision of this Act, out of appropriations made elsewhere in this Act to state agencies and institutions of higher education for the state fiscal biennium beginning September 1, 2015, each agency and institution of higher education shall contribute, in an amount equal to 1.0 percent of the total base wages and salaries for each benefits eligible employee of a state agency or institution of higher education during the state fiscal biennium beginning September 1, 2015 to the Employees Retirement System's Group Benefits Program.
- (b) For purposes of this section "institution of higher education" does not include components within the University of Texas and Texas A&M Systems.
- (c) State agencies and institutions of higher education shall contribute pursuant to this section to the Employees Retirement System to increase state funding for group health coverage by the value of the 1.0 percent contribution, estimated to be \$119,500,000 in All Funds for state agencies and \$74,500,000 in All Funds for institutions of higher education for the 2016-17 biennium.
- (d) The calculation of base salary for purposes of the reductions made under this section excludes longevity pay, hazardous duty pay, benefit replacement pay, overtime pay, and other payments that are not part of the base salary of the employee.
- (e) Transfers made under this section shall be consistent with provisions requiring salaries and benefits to be proportional to the source of funds.
- (f) The Texas Higher Education Coordinating Board shall administer the requirements of this section for public community/junior colleges.
- (g) The Comptroller of Public Accounts shall promulgate rules and regulations as necessary to administer this section.

MISCELLANEOUS PROVISIONS

(Continued)

Sec. 17.05. Appropriation for Salary Increases for Certain State Employees in Salary Schedule C.⁶

(a) Appropriation for Salary Schedule C Pay Increases in Salary Groups C06 and C07.

(1) Appropriations made elsewhere in this Act to the agencies listed below are hereby increased for the fiscal biennium 2016-17 by the amounts and from the appropriation sources indicated below to be used for the purpose of Schedule C pay increases for certain positions in the salary groups C06 and C07. Appropriations made in this section may be used only to pay for salary increases and related benefits for employees in salary groups C06 and C07 of Salary Schedule C.

<u>Agency Name</u>	<u>General Revenue</u>	<u>General Revenue - Dedicated (Fund 9)</u>	<u>Federal Funds</u>	<u>All Funds for 2016-17 Biennium</u>
<u>Salary Increase</u>				
<u>Alcoholic Beverage Commission</u>	<u>\$4,778</u>	<u>\$0</u>	<u>\$0</u>	<u>\$4,778</u>
<u>Department of Criminal Justice</u>	<u>\$7,906</u>	<u>\$0</u>	<u>\$0</u>	<u>\$7,906</u>
<u>Department of Public Safety</u>	<u>\$878,254</u>	<u>\$0</u>	<u>\$54,891</u>	<u>\$933,145</u>
<u>Parks and Wildlife Department</u>	<u>\$68,432</u>	<u>\$474,678</u>	<u>\$0</u>	<u>\$543,110</u>
<u>Salary Subtotal</u>	<u>\$959,370</u>	<u>\$474,678</u>	<u>\$54,891</u>	<u>\$1,488,939</u>
<u>Additional Benefits</u>				
<u>Retirement</u>	<u>\$71,952</u>	<u>\$35,601</u>	<u>\$4,117</u>	<u>\$111,670</u>
<u>Law Enforcement and Custodial Officer Supplemental Retirement</u>	<u>\$4,797</u>	<u>\$2,373</u>	<u>\$274</u>	<u>\$7,445</u>
<u>Social Security</u>	<u>\$73,392</u>	<u>\$36,313</u>	<u>\$4,199</u>	<u>\$113,904</u>
<u>Additional Benefits Subtotal</u>	<u>\$150,141</u>	<u>\$74,287</u>	<u>\$8,590</u>	<u>\$233,018</u>
<u>Grand Total</u>	<u>\$1,109,511</u>	<u>\$548,965</u>	<u>\$63,481</u>	<u>\$1,721,957</u>

(2) Amounts provided in this section shall be used to provide salary increases in fiscal years 2016 and 2017.

(b) Any increase in employee benefits costs associated with the salary increases as described above are appropriated to the Employees Retirement System and the Comptroller of Public Accounts and shall be paid only out of the appropriations made above in Subsection (a) of this section.

(c) Provisions requiring salaries and benefits to be proportional to the source of funds shall apply to all sums allocated under this section, except as otherwise provided. Each agency shall pay the increase in compensation from funds held in the state treasury and from local funds in the same proportion as the employee's regular compensation.

(d) The Comptroller of Public Accounts shall promulgate rules and regulations as necessary to administer this section. Funds appropriated in this section shall be allocated to each agency, and to the appropriate employee benefit appropriation items, in accordance with such rules and regulations and may be used only for the purpose of providing a salary increase and paying associated employee benefit costs.

(e) This section does not authorize an increase of classified salary rates above the rates listed in the Schedule C in this Act.

Sec. 17.06. Veterans Services at Other State Agencies. Out of funds appropriated elsewhere in this Act, any state agency or institution of higher education, including the Veterans Commission, Department of State Health Service, Texas Military Department, Texas Workforce Commission,

MISCELLANEOUS PROVISIONS

(Continued)

General Land Office, or any other state agency or institution that receives funding in this Act and provides specific services to veterans, shall provide information to veterans seeking assistance from that state agency or institution of other state agencies or institutions that provide additional veterans specific services, as identified by the Texas Coordinating Council for Veterans Services.

Sec. 17.07. Agency Coordination for Youth Prevention and Intervention Services. From funds appropriated above for the purpose of juvenile delinquency prevention and dropout prevention and intervention services, the Department of Family and Protective Services, the Juvenile Justice Department, the Texas Education Agency, and the Texas Military Department shall coordinate the delivery of juvenile delinquency prevention and dropout prevention and intervention services. Juvenile delinquency prevention and dropout prevention and intervention services are programs or services that are aimed at preventing academic failure, failure on state assessments, dropout, juvenile delinquency, truancy, runaways, and children living in family conflict. Each of the agencies listed above shall coordinate services with the others to prevent redundancy and to ensure optimal service delivery to youth at risk of engaging in delinquency and/or dropping out of school. Programs shall demonstrate effectiveness through established outcomes.

Not later than October 1 of each fiscal year, the agencies shall provide to the Legislative Budget Board, detailed monitoring, tracking, utilization, outcome, and effectiveness information on all juvenile delinquency prevention and dropout prevention and intervention services for the preceding five fiscal year period. The reports shall include information on the impact of all juvenile delinquency and dropout prevention and intervention initiatives and programs delivered or monitored by the agencies.

Sec. 17.08. Additional Payroll Contribution for Retirement Contribution.

- (a) Notwithstanding any other provision of this Act, out of appropriations made elsewhere in this Act to state agencies for the state fiscal biennium beginning September 1, 2015, each agency shall contribute, in an amount equal to 0.5 percent of the total base wages and salaries for each eligible employee of a state agency during the state fiscal biennium beginning September 1, 2015 to the Employees Retirement System's Retirement Program.
- (b) State agencies shall contribute pursuant to this section to the Employees Retirement System to increase the state contribution for retirement by the value of the 0.5 percent contribution, estimated to be \$58,800,000 for state agencies for the 2016-17 biennium.
- (c) The calculation of base salary for purposes of the reductions made under this section excludes longevity pay, hazardous duty pay, benefit replacement pay, overtime pay, and other payments that are not part of the base salary of the employee.
- (d) Transfers made under this section shall be consistent with provisions requiring salaries and benefits to be proportional to the source of funds.
- (e) The Comptroller of Public Accounts shall promulgate rules and regulations as necessary to administer this section.

Sec. 17.09. Border Security - Informational Listing. Included elsewhere in this Act is \$800.0 million in border security funding for the 2016-17 biennium. The following is an informational list of the amounts appropriated elsewhere in this Act for border security to the Department of Public Safety, Trusteed Programs Within the Office of the Governor, the Parks and Wildlife Department, the Alcoholic Beverage Commission, the Department of Criminal Justice, and the Commission on Law Enforcement.

Agency / Item	2016-17 Biennial Total (in millions)
Cross-agency (DPS and TMD)	
Flexible Funding to Ensure a Continued Presence on the Border. Funding to DPS provides personnel, training, equipment and other support costs for DPS troopers and transitional deployment costs for the National Guard	\$72.0

MISCELLANEOUS PROVISIONS

(Continued)

Department of Public Safety

Baseline Border Security (Adjusted)	\$305.1
50-hour work week for al DPS troopers statewide	\$142.6
Recruit train and equip 250 new troopers and 110 associated support support staff	\$107.0
Operation Strong Safety II sustained in 2016-17	\$83.4
Transition to NIBRS Crime Reporting System	\$17.3
New Texas Rangers Company, and Support	\$8.8
Acquisition of and Support for Pilatus Aircraft	\$7.5
Texas Transnational Intelligence Center	\$2.4
Multiuse Training Facility	\$2.0
Regional Center for Public Safety Excellence	\$1.6

Trusted Programs within in the Office of the Governor - Grants to

Local Law Enforcement Agencies

Border Security Enforcement Activities	\$10.2
Anti-gang Activities	\$10.2
Prosecution Resources	\$9.0
Sustain Year-round Flight Capacity for Helicopters	\$6.0
Installation and Maintenance of Border Cameras	\$3.0

Texas Parks and Wildlife Department

Baseline Game Warden Activity on the Border	\$4.7
New Game Warden Deployment	\$5.3

Texas Alcoholic Beverage Commission - Special Investigation Agents \$1.2

Texas Department of Criminal Justice - Anti-gang Intelligence \$0.5

Texas Commission on Law Enforcement - Border Investigators \$0.2

GRAND TOTAL, ALL AGENCIES **\$800.0**

Amounts may not add to total due to rounding.

PART 18. CONTINGENCY AND OTHER PROVISIONS

Sec. 18.01. Contingency Appropriation: Water Resource Management Account.⁷

- (a) Amounts appropriated in this Act out of the Water Resource Management Account No. 153 include: \$56,152,049 in fiscal year 2016 and \$55,864,649 in fiscal year 2017 to the Commission on Environmental Quality; \$2,648,770 each fiscal year to the Public Utility Commission (PUC); and \$509,054 each fiscal year to the Office of Public Utility Counsel (OPUC). These appropriations are contingent on available balances in and revenues to the Water Resources Management Account No. 153 being sufficient during the 2016-17 biennium to cover the appropriations and any additional costs associated with employee benefits for FTEs paid out of the Water Resources Management Account (estimated to be \$17,557,912 for the biennium). In the event that available funds out of the Water Resources Management Account No. 153 are insufficient to meet appropriations in this Act and related benefits costs, the TCEQ shall increase rates for fees deposited to the Water Resources Management Account No. 153 for which it has rulemaking authority, including the Water Quality Fee established in Water Code, Chapter 26 and the Public Health Service Fee established in Health and Safety Code, Section 341.041, at a level to ensure that sufficient balances and revenues are available.
- (b) Contingent on enactment of legislation by the Eighty-fourth Legislature, Regular Session, that transfers a portion of the proceeds of fee revenues deposited to the Water Resource Management Account No. 153 in Water Code, Section 5.701 (n) to the General Revenue Fund:
- (1) appropriations to the PUC in Strategy A.2.1, Utility Regulation, are increased out of the General Revenue Fund by \$2,648,770 each fiscal year, and appropriations are decreased

CONTINGENCY AND OTHER PROVISIONS

(Continued)

out of the Water Resources Management Account No. 153 by \$2,648,770 from the Water Resource Management Account No. 153 each fiscal year; and

- (2) appropriations to the OPUC in Strategy A.1.1, Participation in cases, are increased out of the General Revenue Fund by \$356,338 each fiscal year and appropriations are decreased out of the Water Resources Management Account No. 153 by \$356,338 from the Water Resource Management Account No. 153 each fiscal year; and
 - (3) appropriations to the OPUC in Strategy B.1.1, Utility Projects, are increased by \$152,716 out of the General Revenue Fund and appropriations are decreased by \$152,716 out of the Water Resource Management Account No. 153 each fiscal year.
- (c) Out of amounts appropriated elsewhere in this Act, the TCEQ shall also conduct a study to determine the level of agency workload related to each group of entities paying fees deposited to the Water Resource Management Account No. 153 and the relative benefit each fee payer group receives from agency water quality permitting, water quality regulation, and safe drinking water programs. Using this analysis, the agency shall develop a methodology to determine the appropriate level of rates for water-related fees that would generate revenue in proportion to agency workload and fee payer benefits. The TCEQ shall base any future fee rate modifications made to ensure sufficient revenues to the Water Resource Management Account on the findings of that study, provided such fee rate changes do not conflict with any statutory provisions relating to water-related fees or water-related programs, and provided such fee rates do not exceed any maximum levels set in statute.

Sec. 18.02. Appropriation for a Salary Increase for General State Employees.⁸

- (a) As used in this section, "salary increase" shall mean a two and a half percent (2.5%) increase in annual salary, to begin on September 1, 2015.
- (b) Contingent on enactment House Bill 9, or similar legislation to increase the member contribution to the Employees Retirement System, for the biennium the Comptroller of Public Accounts is appropriated an amount estimated to be \$274,904,477 out of the General Revenue Fund, an amount estimated to be \$18,781,528 out of General Revenue-Dedicated, an amount estimated to be \$36,131,794 out of State Highway Fund No. 006, an amount estimated to be \$3,392,652 out of Other Funds and accounts, and an amount estimated to be \$55,697,356 out of Federal Funds to fund a salary increase as described in Subsection (a) of this section for employees of state agencies, including employees of the Higher Education Coordinating Board. Included in the amounts above are General Revenue Funds intended to provide the salary increase for certain FTEs currently paid from federal fund sources that would not be available for this purpose.
- (c) (1) This section shall not apply to justices and judges of the appellate and district courts, employees of institutions of higher education (except that the section does apply to certain employees of institutions of higher education that were formerly employees of the Texas Department of Criminal Justice and who continue to contribute monthly to the Employees Retirement System) and return to work retirees or other employees who do not contribute monthly to the Employees Retirement System. This section also shall not apply to state prosecutors pursuant to Government Code, §46.003.
- (2) Out of funds appropriated above in Subsection (b) of this section, \$8,201 in General Revenue is allocated to the Office of the State Prosecuting Attorney in Strategy A.1.1, Representation Before the CCA, to fund a salary increase for the State Prosecuting Attorney, as listed in the Schedule of Exempt Positions for the Office of the State Prosecuting Attorney.
- (d) Any increase in employee benefits costs associated with the salary increase as described above shall be paid only out of the appropriations made above in Subsection (b).
- (e) Provisions requiring salaries and benefits to be proportional to the source of funds shall apply to all sums allocated under this section. Each agency shall pay the increase in compensation from funds held in the state treasury and from local funds in the same proportion as the employee's regular compensation unless their salary is paid from those federal funds deemed unavailable in Subsection (b).

CONTINGENCY AND OTHER PROVISIONS

(Continued)

- (f) The Comptroller of Public Accounts shall promulgate rules and regulations as necessary to administer this section. Funds appropriated in this section shall be allocated to each agency, and to the appropriate employee benefit appropriation items, in accordance with such rules and regulations and may be used only for the purpose of providing a salary increase and paying associated employee benefit costs.

Sec. 18.03. Centralized Accounting and Payroll/Personnel Systems Deployments.⁶

- (a) Appropriations made to the Comptroller of Public Accounts elsewhere in this Act are increased by \$21,213,485 in fiscal year 2016 and \$18,204,185 in fiscal year 2017 out of General Revenue Funds for the purpose of operating and maintaining the Centralized Accounting and Payroll/Personnel System (CAPPS) and deploying agencies onto CAPPS. In addition, the "Number of Full-Time-Equivalents (FTE)" is increased by 21.0 in fiscal year 2016 and 25.0 in fiscal year 2017.
- (b) In addition to appropriations made elsewhere in this Act, appropriations and "Number of Full-Time-Equivalents (FTE)" are increased for agencies listed below for the sole purpose of assisting deployment of Comptroller's CAPPS for either or both financial and human resources/payroll functionality during the 2016-17 biennium and are not available for any other purpose:

	FY 2016		FY 2017		
	General	FTEs	General	FTEs	Biennial Total
	Revenue		Revenue		
Article I					
Library and Archives Commission	\$250,000	2.0	\$250,000	2.0	\$500,000
Veterans Commission	\$125,000	0.0	\$82,000	0.0	\$207,000
Article III					
Higher Education Coordinating Board	\$640,376	4.0	\$750,024	4.0	\$1,390,400
Article IV					
Office of Court Administration	\$432,769	2.0	\$370,669	2.0	\$803,438
Article V					
Alcoholic Beverage Commission	\$105,967	1.0	\$132,277	1.0	\$238,244
Military Department	\$334,487	3.0	\$334,487	3.0	\$668,974
Department of Public Safety	\$1,908,585	4.0	\$307,268	4.0	\$2,215,853
Article VI					
Animal Health Commission	\$41,055	1.0	\$41,055	1.0	\$82,110
Article VIII					
State Office of Administrative Hearings	\$342,000	4.0	\$125,559	1.0	\$467,559
Department of Licensing and Regulation	\$81,558	1.0	\$54,554	1.0	\$136,112
Total	<u>\$4,261,797</u>	<u>22.0</u>	<u>\$2,447,893</u>	<u>19.0</u>	<u>\$6,709,690</u>

- (c) In accordance with §2101.036, Government Code, agencies identified in subsection (b) in this section and those listed below in this subsection out of funds appropriated elsewhere in this Act shall coordinate with the Comptroller of Public Accounts for the purpose of deploying either or both financial and human resources/payroll functionality of CAPPS during the 2016-17 biennium:

Cancer Prevention and Research Institute of Texas
 Department of Housing and Community Affairs
 Commission on Law Enforcement
 Railroad Commission
 Department of Insurance
 Board of Pharmacy
 State Auditor's Office

CONTINGENCY AND OTHER PROVISIONS

(Continued)

- (d) Notwithstanding authority provided in Article IX, Section 14.03, Limitation on Expenditures - Capital Budget, appropriations made in this section to the Comptroller of Public Accounts and to agencies identified in subsection (b) are available only for the purposes identified in subsections (a) and (b), respectively, and are not available for any other purpose.
- (e) Any unexpended and unobligated balances out of the appropriations made in this section remaining as of August 31, 2016 are appropriated for the fiscal year beginning September 1, 2016 for the same purpose.
- (f) Each agency identified in this section shall submit semiannual reports to the Legislative Budget Board that identifies budgeted and expended amounts for the purpose of deploying either or both financial and human resources/payroll functionality of CAPPs in a format prescribed by the Legislative Budget Board. The reports shall be submitted not later than April 1 for the first six month period of the fiscal year and by October 1 for the second six month period of the fiscal year.
- (g) On or before October 1, 2016, the agencies identified in this section shall submit a joint report to the Legislative Budget Board identifying any information technology systems which have retired or are projected to be retired as a result of deployment of CAPPs, including any cost savings or projected cost savings resulting from those systems' retirements. The report shall be in a format prescribed by the Legislative Budget Board.

Sec. 18.04. Additional Benefits for FTE Increases.⁹ In recognition of increases in the number of Full-Time Equivalent employees authorized by this Act, additional amounts are appropriated for employee benefits. For the biennium beginning September 1, 2015, the following amounts are appropriated: to the Comptroller of Public Accounts for the payment of employer paid Social Security contributions; \$5,833,506 in General Revenue Funds, \$107,916 in General Revenue-Dedicated Funds, \$1,263,719 in Federal Funds, and \$42,290 in Other Funds; to the Employees Retirement System for retirement contributions; \$7,244,222 in General Revenue Funds, \$134,012 in General Revenue-Dedicated Funds, \$1,569,324 in Federal Funds, and \$52,516 in Other Funds; to the Employees Retirement System for Law Enforcement and Custodial Officer Supplemental retirement fund contributions; \$158,430 in General Revenue Funds; and to the Employees Retirement System for group insurance contributions; \$14,346,244 in General Revenue Funds, \$229,240 in General Revenue-Dedicated Funds, \$2,695,445 in Federal Funds; and \$89,833 in Other Funds.

Sec. 18.05. Texas Veterans Commission and Texas Supreme Court.¹⁰ The following changes are made to other Articles of this Act:

- (a) General Revenue appropriated elsewhere in this Act to the Texas Supreme Court in Strategy B.1.1, Basic Civic Legal Services, is reduced by \$750,000 in each fiscal year of the 2016-17 biennium, and a like amount in General Revenue is appropriated to the Texas Veterans Commission in Strategy B.1.1, General Assistance Grants, to be used by the Texas Veterans Commission for Veteran Treatment Court Programs.
- (b) Appropriations made in Interagency Contracts made elsewhere in this Act to the Texas Veterans Commission in Strategy B.1.1, General Assistance Grants, are hereby reduced by \$750,000 each fiscal year for the 2016-17 biennium.
- (c) In addition, \$750,000 from the Fund for Veterans' Assistance Account No. 0368 in each fiscal year of the 2016-17 biennium appropriated elsewhere in this Act to the Veterans Commission in Strategy B.1.1, General Assistance Grants, are to be used by the Texas Veterans Commission for Veteran Treatment Court Programs.
- (d) Rider 9. Interagency Contract with Texas Veterans' Commission (Supreme Court Bill Pattern) and Rider 15. Interagency Contract with Supreme Court of Texas (Veterans' Commission bill pattern) has no effect.

Sec. 18.06. Appropriation for Volunteer Firemen Monument.⁶ In addition to amounts previously appropriated elsewhere in this act for the state fiscal biennium ending August 31, 2015, the amount of \$95,000 is appropriated out of the General Revenue Fund to the State Preservation Board for the two-year period beginning on the effective date of this Act for the purpose of expanding and improving the volunteer firemen monument on the south lawn of the Capitol grounds.

CONTINGENCY AND OTHER PROVISIONS

(Continued)

Sec. 18.07. Analysis of Certain Healthcare Data.

- (a) Out of funds appropriated elsewhere in this Act, the Health and Human Services Commission (HHSC) shall collect, analyze, and compare data related to the healthcare systems funded by appropriations made to the agencies listed below. HHSC may enter into a contract to conduct the required collection and analysis of data.
- (b) The Employees Retirement System of Texas (ERS), Texas Department of Criminal Justice (TDCJ), and Teacher Retirement System (TRS) shall enter into a Memorandum of Understanding with HHSC to share healthcare data to the extent allowed by state and federal law. HHSC shall use this data to analyze variations in utilization, cost, reimbursement rates, and quality and identify outliers and improvements for efficiency and quality that can be implemented within each healthcare system. Comparisons of reimbursement and utilization rates shall be made between ERS, TRS, Correctional Managed Health Care, Medicaid, and Medicare; using controls established by HHSC and in conjunction with ERS, TDCJ, and TRS to account for differences in population, acuity, and other necessary factors between each system.
- (c) Results of this analysis should be provided to the Legislative Budget Board and the Governor no later than September 1, 2016.

Sec. 18.08. Use of the Sporting Goods Sales Tax Transfer to the General Revenue-Dedicated State Parks Account No. 64.

- (a) Appropriations made elsewhere in this Act to the Texas Public Finance Authority (TPFA) for General Obligation (GO) Bond Debt Service include \$13,440,000 in fiscal year 2016 and \$13,230,000 in fiscal year 2017 from General Revenue, for debt service payments on GO bonds issued and authorized but unissued for statewide park repairs. Contingent upon review described below, General Revenue shall be reduced and an equal amount of the Sporting Goods Sales Tax transfer to General Revenue-Dedicated State Parks Account No. 64 is appropriated to TPFA for debt service expenditures on GO bonds issued and authorized for statewide park repairs. Additionally, amounts appropriated above in Strategy D.1.4, Debt Service, include \$2,500,103 in fiscal year 2016 and \$2,455,372 in fiscal year 2017 from General Revenue for debt service payments on Revenue Bonds issued for statewide park repairs.
 - (1) Within 30 days following August 31 of each fiscal year, the Texas Parks and Wildlife Department (TPWD) in cooperation with TPFA shall use expenditure schedules and any other necessary documentation to determine the actual amount of debt service expended from both sources on statewide park repairs, and submit the findings of this review to the Comptroller of Public Accounts and the Legislative Budget Board.
 - (2) Within 60 days following August 31 of each fiscal year, the Comptroller shall authorize the necessary expenditure transfers needed to credit General Revenue from an additional Sporting Goods Sales Tax (SGST) Transfer to the General Revenue-Dedicated State Parks Account No. 64 for the actual costs of debt service.
- (b) In the event that actual costs of debt service for statewide park repairs exceed the available remaining balance of the maximum statutory allocation of the SGST transfer to the State Parks Account, the Comptroller shall adjust debt service payments to be made from other revenues deposited to the credit of the General Revenue Fund accordingly.

Sec. 18.09. Identified State Agency Deferred Maintenance Needs.¹¹

- (a) Informational List of Appropriations.
 - (1) The following is an informational list of amounts appropriated elsewhere in this Act for deferred maintenance projects to agencies from the General Revenue Fund for the 2016-17 biennium:
 - (A) Texas Facilities Commission - \$217,156,348;
 - (B) Texas Military Department - \$19,562,500; and
 - (C) Texas Department of Criminal Justice - \$60,000,000.

CONTINGENCY AND OTHER PROVISIONS

(Continued)

- (2) The following is an informational list of amounts appropriated elsewhere in this Act to the Texas Parks and Wildlife Department for deferred maintenance projects for the 2016-17 biennium:
- (A) \$50,200,734 from the General Revenue Fund;
 - (B) \$25,250,000 from the Sporting Goods Sales Tax transfer to the State Parks Account No. 64;
 - (C) \$6,607,266 from the Sporting Goods Sales Tax transfer to the Conservation and Capital Account No. 5004; and
 - (D) \$8,942,000 from the Game, Fish, and Water Safety Account No. 009.
- (3) The following is an informational list of capital budget authority provided elsewhere in this Act for deferred maintenance projects to agencies for the 2016-17 biennium:
- (A) Department of Public Safety - \$21,000,000; and
 - (B) Texas Department of Transportation - \$200,000,000.
- (b) Contingent on the enactment by the Eighty-fourth Legislature, Regular Session, of Senate Bill 2004 or similar legislation relating to the creation of the deferred maintenance fund account for state facilities and the Joint Oversight Committee on Government Facilities, the following takes effect:
- (1) The appropriations made elsewhere in this Act from General Revenue and General Revenue - Dedicated funds at the agencies and amounts identified in Subsection (a)(1), (a)(2)(A) and (a)(2)(D) of this provision are to be transferred to the deferred maintenance fund account and appropriated from the deferred maintenance fund account to the agencies in the amounts listed in Subsections (a)(1), (a)(2)(A) and (a)(2)(D) of this provision. Affected agencies bill patterns and capital budget authority shall be amended accordingly.
 - (2) Contingent on the enactment of SB 1366 or similar legislation relating to the allocation to the Parks and Wildlife Department of the proceeds from taxes imposed on the sale, storage, or use of sporting goods, by the Eighty-fourth Legislature, Regular Session, 2015, the appropriations made elsewhere in this Act from General Revenue and General Revenue - Dedicated funds at the agencies and amounts identified in Subsection (a)(2)(B) and (a)(2)(C) of this provision are to be transferred to the deferred maintenance fund account and appropriated from the deferred maintenance fund account to the agencies in the amounts listed in Subsections (a)(2)(B) and (a)(2)(C) of this provision. Affected agencies bill patterns and capital budget authority shall be amended accordingly.
 - (3) The appropriations made in Subsection (b)(1), Subsection (b)(2) and identified in Subsections (a)(3) and any matching federal funds related to the appropriations of this provision are subject to the provisions of Senate Bill 2004, Eighty-fourth Legislature, Regular Session.
- (c) No part of Sec. 14.03 of this Article IX, Limitation on Expenditures - Capital Budget, applies to the funds made subject to this Section.
- (d) Any unexpended and unobligated balances from appropriations made or identified herein as of August 31, 2016 are appropriated to each respective agency for the fiscal year beginning September 1, 2016 for the same purpose.

Sec. 18.10. Coordination with Joint Oversight Committee on Government Facilities.¹¹ Contingent on passage of Senate Bill 2004, or similar legislation relating to the creation of a joint committee to oversee government facilities, by the Eighty-fourth Legislature, Regular Session, 2015, state agencies, or the Facilities Commission on behalf of state agencies, shall notify the joint committee of any need for new space expected in the next four years, no later than 30 days after a need for new space is identified.

State agencies, or the Facilities Commission on behalf of state agencies, shall notify the joint committee of any need for new space, exceeding 50,000 square feet, expected in the next ten years, no later than 30 days after a need for new space is identified.

CONTINGENCY AND OTHER PROVISIONS

(Continued)

Sec. 18.11. Contingency for House Bill 9.¹² Contingent on enactment of House Bill 9, or similar legislation to eliminate the 90-day waiting period for state contributions to the Employees Retirement System for Retirement, the Employees Retirement System is appropriated an amount estimated to be \$21,382,416 out of the General Revenue Fund, an amount estimated to be \$1,457,382 out of General Revenue-Dedicated Funds, an amount estimated to be \$5,766,238 out of Federal Funds, an amount estimated to be \$277,172 out of Other Funds, and an amount estimated to be \$3,116,792 out of Fund 6 for additional state contributions to Retirement at the Employees Retirement System.

Sec. 18.12. Grants to Counties Contingent on House Bill 9.¹²

- (a) The Judiciary Section, Comptroller's Department is appropriated \$1,306,750 in General Revenue for the 2016-17 biennium to make grants to counties in which the net compensation of state prosecutors is adversely affected by House Bill 9 or similar legislation related to member contributions to the Employees Retirement System of Texas, enacted by the Eighty-fourth Legislature, 2015.
- (b) The Judiciary Section, Comptroller's Department shall allocate funds appropriated in this provision to affected counties in amounts that are sufficient to allow those counties to provide state prosecutors a supplement pursuant to Government Code §46.003, such that their compensation after benefit contributions, including to the Employees Retirement System, plus the supplement, is equal to what it would have been had House Bill 9 or similar legislation not passed.
- (c) Additionally, the Judiciary Section, Comptroller's Department shall include in its allocation to affected counties an amount sufficient to cover the counties' cost of providing the supplement, including the payment of benefits.
- (d) The Comptroller of Public Accounts shall promulgate rules and regulations as necessary to administer this section.
- (e) This section is contingent on enactment of House Bill 9 or similar legislation relating to member contributions to the Employees Retirement System of Texas.

Sec. 18.13. Renovations and Office Furnishings at the Lyndon B. Johnson Building.⁶

- (a) In addition to amounts appropriated elsewhere in this Act, to the Texas Facilities Commission and the Comptroller of Public Accounts, the following appropriations are made for capital projects:
 - (1) \$8,400,000 in General Revenue is appropriated in fiscal year 2016 to the Texas Facilities Commission in Strategy, B.2.1, Facilities Operation, for the purpose of renovating the Lyndon B. Johnson Building.
 - (2) \$3,000,000 in General Revenue in fiscal year 2016 is appropriated to the Comptroller of Public Accounts to provide for office furnishings.
- (b) Any unexpended balances out of the appropriations made herein remaining as of August 31, 2016, are hereby appropriated to the respective agencies for the fiscal year beginning September 1, 2016, for the same purpose.
- (c) In addition, the Texas Facilities Commission shall, by November 1, 2015, submit a list of planned renovations to be performed at the building with appropriations made in Subsection (A)(1) of this provision, along with a schedule for completion, for the approval of the Comptroller of Public Accounts.

Sec. 18.14. Contingency for HB 1925.¹² Contingent upon enactment of HB 1925 or similar legislation transferring the Texas Farm and Ranch Lands Conservation Program from the General Land Office to the Parks and Wildlife Department, \$126,755 in General Revenue and 2.0 FTE positions in fiscal year 2016 and \$112,335 in General Revenue and 2.0 FTE positions in fiscal year 2017 is appropriated in Strategy D.1.2, Land Acquisition, for administration of the program. Also contingent upon enactment of HB 1925, \$1,760,910 in General Revenue is appropriated in fiscal year 2016 in Strategy D.1.2, Land Acquisition, for grants and transaction costs related to purchases of agricultural conservation easements. In addition to amounts appropriated above, any revenues received in the Texas Farm and Ranch Lands

CONTINGENCY AND OTHER PROVISIONS

(Continued)

Conservation Fund, estimated to be \$0 during the 2016-17 biennium, are appropriated to Strategy D.1.2, Land Acquisition, contingent upon the creation or recreation of the Texas Farm and Ranch Lands Conservation Fund.

Sec. 18.15. Contingency for HB 2466.⁵ ~~Contingent on enactment of House Bill 2466, or similar legislation relating to the creation of a safety reimbursement program for employers participating in the workers' compensation system, by the Eighty-fourth Legislature, Regular Session, the Texas Department of Insurance is appropriated \$100,000 for fiscal year 2016 and \$100,000 for fiscal year 2017 from General Revenue Dedicated Fund 36 to implement the provisions of the legislation.~~

Sec. 18.16. Contingency for SB 746.¹² Contingent on enactment of SB 746, or similar legislation relating to the civil commitment of sexually violent predators and amending provisions subject to criminal penalties, by the Eighty-fourth Legislature, Regular Session, the following agencies are appropriated the following to implement the provisions of the legislation:

- (a) an increase of \$2,383,651 in fiscal year 2016 and \$4,684,121 in fiscal year 2017 from General Revenue to the Department of State Health Services Strategy G.1.1, Office of Violent Sex Offender Management;
- (b) an increase \$66,488 each fiscal year from General Revenue to the Judiciary Section, Comptroller's Department in Strategy D.1.4, Special Prosecution Unit (SPU) for the SPU's Civil Division; and,
- (c) a decrease of \$163,292 each fiscal year from General Revenue to the Judiciary Section, Comptroller's Department in Strategy D.1.9, Montgomery County - 435th District Court Staff.

Any unobligated and unexpended balances in funds appropriated for this purpose as of August 31, 2016 are appropriated for the fiscal year beginning September 1, 2016 for the same purpose.

Sec. 18.17. Contingency for HB 942.¹²

- (a) Contingent on enactment of House Bill 942, or similar legislation relating to the storage of certain hazardous chemicals, by the Eighty-Fourth Legislature, Regular Session, the Department of State Health Services (DSHS) shall, in the time and manner prescribed by the legislation, transfer to the Texas Commission on Environmental Quality (TCEQ), all funds appropriated to DSHS and "Full-Time Equivalents (FTE)" positions for the 2016-17 biennium that are directly associated with the programs and responsibilities associated with the programs and responsibilities required to be transferred by the legislation. The transfer is estimated to be \$302,993 in fiscal year 2016 and \$454,489 in fiscal year 2017 out of the Workplace Chemicals List Account No. 5020. The Legislative Budget Board will resolve any disputes concerning the transfers identified in this rider.
- (b) Also contingent on enactment of House Bill 942, or similar legislation relating to the storage of certain hazardous chemicals, by the Eighty-Fourth Legislature, Regular Session, TCEQ is appropriated \$590,102 in fiscal year 2016 and \$844,308 in fiscal year 2017 out of the Workplace Chemicals List Account No. 5020 to implement the provisions of the legislation. Of these amounts, an estimated \$210,000 each fiscal year shall be used to provide grants to emergency local planning committees, as provided by the legislation. In addition, the "Number of Full-Time-Equivalents (FTE)" positions for the TCEQ is increased by 2.0 in each fiscal year of the 2016-17 biennium.

Sec. 18.18. Contingency for SB 797.¹² Contingent on enactment of SB 797, HB 979, or similar legislation relating to a grant program to reduce wait times for agricultural inspections of vehicles at ports of entry along the Texas-Mexico border, by the Eighty-fourth Legislature, Regular Session, the Texas Department of Agriculture is appropriated \$425,000 in fiscal year 2016 and \$300,000 in fiscal year 2017 from General Revenue to implement the provisions of the legislation.

Sec. 18.19. Contingency for SB 881.¹³ Contingent on enactment of Senate Bill 881, or similar legislation relating to the dedication of certain wine-related revenue, by the Eighty-fourth Legislature, Regular Session the following agencies are appropriated the following amounts in each fiscal year from the General Revenue Dedicated Account created in the legislation:

CONTINGENCY AND OTHER PROVISIONS (Continued)

- (a) Texas A&M AgriLife Extension Service - \$830,000;
- (b) Texas Tech University - \$365,000 for the Viticulture and Enology program;
- (c) Texas Tech University - \$150,000 for the Texas Wine and Marketing Research Institute;
- (d) Grayson County Junior College District - \$150,000 for the T.V. Munson Viticulture and Enology Center; and
- (e) The Department of Agriculture - \$300,000 for deposit into the wine industry development fund for the development of technologies, strategies, and practices for mitigating or eliminating the effects of frost, pestilence, or infestation on grapevines.

Sec. 18.20. Contingency for SB 1025.¹² Contingent on the enactment of SB1025, HB 2774, or similar legislation relating to the supplemental compensation paid to certain county judges, by the Eighty-fourth Legislature, Regular Session, the Judiciary Section, Comptroller's Department is appropriated \$2,123,400 each fiscal year from General Revenue to implement the provisions of the legislation.

Sec. 18.21. Contingency for SB 13.¹⁴ Contingent on enactment of Senate Bill 13, or similar legislation relating to measures to support public school student academic achievement and high school, college, and career preparation, including measures to improve and support dual credit courses, the development of public outreach materials, and the development of postsecondary education and career counseling academies, by the Eighty-fourth Legislature, Regular Session, The University of Texas at Austin is appropriated \$10,000,000 in General Revenue and 9.0 "Full-Time Equivalents (FTE)" positions in fiscal year 2016 and \$10,000,000 in General Revenue and 9.0 "Full-Time Equivalents (FTE)" positions in fiscal year 2017 to implement the provisions of the legislation.

Sec. 18.22. Contingency for SB 145 or HB 1446.¹² Contingent on enactment of Senate Bill 145 or House Bill 1446, or similar legislation relating to reimbursement of certain medical costs for victims of certain sex offenses and compensation to victims of stalking for relocation and housing rental expenses, by the Eighty-fourth Legislature, Regular Session, 2015, the Office of the Attorney General is appropriated in Strategy C.1.1, Crime Victims' Compensation, \$2,828,349 for fiscal year 2016 and \$2,867,463 for fiscal year 2017 from General Revenue - Dedicated Compensation to Victims of Crime Account No. 469 to implement the provisions of the legislation. In addition, the "Number of Full-Time-Equivalents (FTE)" is increased by 2.0 each fiscal year of the 2016-17 biennium.

Sec. 18.23. Contingency for HB 479 or HB 2004.¹² Contingent on enactment of HB 479, or similar legislation relating to the transfer of the regional emergency medical dispatch resource centers program to the Commission on State Emergency Communications, by the Eighty-fourth Legislature, Regular Session, 2015, appropriations made elsewhere in this Act to the University of Texas Medical Branch at Galveston of \$53,438 in General Revenue - Dedicated Commission on State Emergency Communications Account No. 5007 in each fiscal year of the 2016-17 biennium in Strategy E.1.3, East Texas Health Education Centers, are transferred and appropriated to the Commission on State Emergency Communications in Strategy A.1.1, 9-1-1 Network Operations and Equipment Replacement, to implement the provisions of the legislation.

In addition, contingent on the enactment of House Bill 479, HB 2004, or similar legislation by the Eighty-fourth Legislature, Regular Session, 2015, relating to a pilot project to provide emergency telemedicine medical services in rural areas, the Commission on State Emergency Communications is appropriated \$250,000 in fiscal year 2016 and \$250,000 in fiscal year 2017 out of the unexpended balance in the General Revenue-Dedicated Commission on State Emergency Communications Account No. 5007 reported by the Comptroller of Public Accounts as of August 31, 2015 to Strategy A.1.1, 9-1-1 Network Operations and Equipment Replacement. It is the intent of the Legislature that funds be used in partnership with Texas Tech University Health Sciences Center to implement provisions of the legislation.

Sec. 18.24. Contingency for SB 1708.¹² Contingent on enactment of SB 1708, or similar legislation relating to the establishment of a program for victims of child sex trafficking within the Criminal Justice Division of the Office of the Governor, by the Eighty-fourth Legislature, Regular Session, 2015, the Trusted Programs Within the Office of the Governor is appropriated in Strategy B.1.1, Criminal Justice, \$1,260,000 each fiscal year of the 2016-17 biennium from General Revenue, to provide grants to support victim services.

CONTINGENCY AND OTHER PROVISIONS (Continued)

Sec. 18.25. Contingency for HB 1474.¹² Contingent on enactment of House Bill 1474, or similar legislation relating to the placement of money in the state instructional materials fund for public schools to use to purchase instructional materials, by the Eighty-fourth Legislature, Regular Session, 2015, increase funds appropriated to the Texas Education Agency in Strategy B.2.1, Technology/ Instructional Materials, by \$527,434,663 from the State Instructional Materials Fund in fiscal year 2016 and decrease by \$527,434,663 from the State Instructional Materials Fund in fiscal year 2017 for textbooks and instructional materials.

Sec. 18.26. Contingency for SB 424.^{5, 14} ~~Contingent on enactment of SB 424, or similar legislation relating to the licensing and regulation of hospitals in this state that increases the amount of administrative penalties assessed or imposed against certain hospitals and authorizes the imposition of a fee, by the Eighty-fourth Legislature, Regular Session, the Department of State Health Services is appropriated \$622,379 for fiscal year 2016 and \$698,896 for fiscal year 2017 from General Revenue-Dedicated Hospital Licensing Account No. 129 to implement the provisions of the legislation. The "Number of Full-Time Equivalents (FTE)" indicated in the agency's bill pattern is increased by 5.1 for each fiscal year of the 2016-17 biennium. In addition, the Department of State Health Services is authorized to expend funds from the General Revenue-Dedicated Hospital Perpetual Care Account in order to implement provisions of the legislation pertaining to the storage of medical records and any court-ordered appointment of a trustee to operate a hospital.~~

Sec. 18.27. Contingency for HB 3327 or SB 1706.¹² Contingent on enactment of House Bill 3327 or Senate Bill 1706, or similar legislation relating to a grant program to fund domestic violence high risk teams, by the Eighty-fourth Legislature, Regular Session, 2015, the Office of the Attorney General is appropriated in Strategy C.1.2, Victim Assistance, \$300,000 for fiscal year 2016 and \$300,000 for fiscal year 2017 from General Revenue to implement the provisions of the legislation.

Sec. 18.28. Contingency for HB 2037.¹² Contingent on enactment of House Bill 2037, Senate Bill 1355, or similar legislation relating to compensation and leave of certain peace officers, by the Eighty-fourth Legislature, Regular Session, 2015, the Office of the Attorney General is appropriated \$1,990,131 for fiscal year 2016 and \$2,063,816 for fiscal year 2017 from General Revenue, \$963,722 for fiscal year 2016 and \$994,337 for fiscal year 2017 from Federal Funds, and \$91,835 for fiscal year 2016 and \$97,376 for fiscal year 2017 from Interagency Contracts - Criminal Justice Grants to implement the provisions of the legislation.

Sec. 18.29. Contingency for HB 3474.¹⁴ Contingent on enactment of HB 3474, or similar legislation relating to the creation of a grant program for monitoring defendants and victims in family violence cases, by the Eighty-fourth Legislature, Regular Session, 2015, the Trusteed Programs Within the Office of the Governor is appropriated in Strategy B.1.1, Criminal Justice, \$300,000 for each fiscal year of the 2016-17 biennium from General Revenue to implement the provisions of the legislation.

Sec. 18.30. Contingency for HB 30 or HB 1232.¹² Contingent on enactment of House Bill 30, House Bill 1232, or similar legislation relating to the study of the characteristics of aquifers in this state, by the Eighty-fourth Legislature, Regular Session, 2015, the Water Development Board is appropriated \$1,849,233 in fiscal year 2016 and \$150,767 in fiscal year 2017 out of the General Revenue Fund in Strategy A.2.2., Water Resources Planning. Of these amounts, \$1,681,446 in fiscal year 2016 shall be used for contract costs for studies related to designating priority zones for the production of brackish groundwater in the portion of the Carrizo-Wilcox Aquifer located between the Colorado and Rio Grande Rivers, the Gulf Coast Aquifers and sediments bordering that aquifer, the Blaine Aquifer, and the Rustler Aquifer, or other appropriate aquifers as identified; and \$167,787 in fiscal year 2016 and \$150,767 in fiscal year 2017 shall be used for administrative costs in implementing the provisions of the legislation. In addition, The "Number of Full-Time Equivalents (FTE)" in the agency bill pattern is increased by 2.0 FTEs in fiscal year 2016 and 2.0 FTEs in fiscal year 2017. The Board shall report to the Legislature on its progress relating to the studies not later than December 1, 2016.

Any unexpended and unencumbered balances remaining in this appropriation on August 31, 2016 are hereby appropriated for the same purpose in the fiscal year beginning September 1, 2016.

Sec. 18.31. Contingency for HB 7.¹⁵ The following makes certain appropriations from various General Revenue-Dedicated accounts, contingent upon the enactment of House Bill 7, or similar legislation that includes provisions that would implement changes relating to specific General Revenue-Dedicated accounts:

- (1) Contingent on enactment of House Bill 7 or similar legislation by the Eighty-fourth Legislature, Regular Session, abolishing the General Revenue-Dedicated Motorcycle Education Fund No.

CONTINGENCY AND OTHER PROVISIONS

(Continued)

501, reduce appropriations made elsewhere in this Act out of the General Revenue-Dedicated Motorcycle Education Fund No. 501 to the Department of Public Safety in Strategy E.2.2, Driving and Motor Vehicle Safety by \$2,062,500 in fiscal year 2016 and \$2,062,500 in fiscal year 2017 and appropriate an additional \$2,062,500 in fiscal year 2016 and \$2,062,500 in fiscal year 2017 out of the General Revenue Fund.

- (2) Contingent on enactment of House Bill 7, or similar legislation by the Eighty-fourth Legislature, Regular Session, authorizing funds in the General Revenue-Dedicated Hazardous and Solid Waste Remediation Fee Account No. 550 to be used for the environmental remediation of a closed battery recycling facility in a certain area of the state, in addition to amounts appropriated elsewhere in this Act, the Texas Commission on Environmental Quality is hereby appropriated \$1,700,000 in fiscal year 2016 out of the General Revenue-Dedicated Hazardous and Solid Waste Remediation Fee Account No. 550 in Strategy D.1.2, Hazardous Materials Cleanup for environmental remediation of a closed battery recycling facility. Any unexpended balances remaining in this appropriation on August 31, 2016, are appropriated for the same purpose for the fiscal year beginning on September 1, 2016.
- (3) Contingent on enactment of House Bill 7, or similar legislation by the Eighty-fourth Legislature, Regular Session, redirecting the deposit of pipeline safety fees from the General Revenue Fund to the General Revenue-Dedicated Oil and Gas Regulation and Cleanup Account No. 5155: (1) reduce appropriations made elsewhere in this Act to the Railroad Commission out of the General Revenue Fund by \$1,772,614 in fiscal year 2016 and by \$1,674,483 in fiscal year 2017; (2) increase appropriations to the Railroad Commission out of the General Revenue-Dedicated Oil and Gas Regulation and Cleanup Account No. 5155 by \$1,772,614 in fiscal year 2016 and \$1,674,483 in fiscal year 2017; and (3) modify Rider 6, Appropriations Limited to Revenue Collections to reflect this appropriations change. These funds shall be used to operate programs in Strategy B.1.1, Pipeline Safety and Strategy B.1.2, Pipeline Damage Prevention.

Sec. 18.32. Contingency for HB 4.¹² Contingent on enactment of House Bill 4, or similar legislation relating to providing a high quality prekindergarten grant program, by the Eighty-fourth Legislature, Regular Session, 2015, in addition to amounts appropriated above, the Texas Education Agency is appropriated \$59,000,000 in each fiscal year of the 2016-17 biennium to Strategy A.2.1, Statewide Educational Programs, from the General Revenue Fund to implement the provisions of the legislation.

Sec. 18.33. Contingency for HB 10.¹² Contingent on enactment of HB 10, or similar legislation relating to the establishment of the Child Sex Trafficking Prevention Unit within the Criminal Justice Division of the Office of the Governor, by the Eighty-fourth Legislature, Regular Session, 2015, the Trusteed Programs Within the Office of the Governor is appropriated in Strategy B.1.1, Criminal Justice, \$577,650 for fiscal year 2016 and \$570,650 for fiscal year 2017 from General Revenue, to implement the provisions of the legislation. In addition, the "Number of Full-Time-Equivalents (FTE)" is increased by 11.0 in each fiscal year of the 2016-17 biennium.

Sec. 18.34. Contingency for HB 14.^{5,14} ~~Contingent on enactment of House Bill 14, relating to the Texas Emissions Reduction Plan (TERP) and expanding the use of New Technology Implementation Grants (NTIG), or similar legislation by the Eighty-fourth Legislature, Regular Session, the allocation of TERP funding indicated herein for the Emissions Reduction Incentive Grant (ERIG) program is reduced by \$5,906,242 in fiscal year 2016 and by \$5,906,906 in fiscal year 2017, and the allocation for the Light Duty Motor Vehicle Purchase and Lease Incentive (LDMVPLI) program is increased by \$5,906,242 in fiscal year 2016 and by \$5,906,906 in fiscal year 2017.~~

Sec. 18.35. Contingency for HB 19.¹² Contingent on enactment of HB 19, or similar legislation relating to a preventive services program and mental health programs for veterans and military families, by the Eighty-fourth Legislature, Regular Session, the Department of Family and Protective Services is appropriated \$1,205,964 for fiscal year 2016 and \$2,409,036 for fiscal year 2017 from General Revenue Funds in Strategy C.1.5, Other At-Risk Prevention to implement the provisions of the legislation.

Sec. 18.36. Contingency for HB 48.¹² Contingent on enactment of House Bill 48, or similar legislation relating to the creation of a commission to review convictions after exoneration and to prevent wrongful convictions, by the Eighty-Fourth Legislature, Regular Session, the Office of Court Administration is appropriated \$122,652 in each fiscal year of the 2016-17 biennium out of the General Revenue Fund in Strategy A.1.1, Court Administration, to support the new commission and implement the legislation. In addition, the "Number of Full-Time Equivalents (FTE)" positions for the Office of Court Administration is increased by 2.0 in each fiscal year of the 2016-17 biennium.

CONTINGENCY AND OTHER PROVISIONS

(Continued)

Sec. 18.37. Contingency for HB 158.¹² Contingent on enactment of HB 158, or similar legislation relating to the allocation and use of the proceeds from taxes imposed on the sale, storage, or use of sporting goods, by the Eighty-fourth Legislature, Regular Session, the General Land Office is appropriated \$11,309,574 each fiscal year of the 2016-17 biennium out of the General Revenue Fund for coastal erosion projects. Also contingent on enactment of HB 158, Rider 24, Coastal Erosion Interagency Contract, in the Texas Parks and Wildlife Department's bill pattern elsewhere in this Act has no effect and \$11,309,574 each fiscal year of the 2016-17 biennium from the Sporting Goods Sales Tax transfer to the General Revenue-Dedicated State Parks Account No. 64 in Strategy D.1.1, Implement Capital Improvements and Major Repairs, in the Texas Parks and Wildlife Department's bill pattern is redirected to state park capital repairs.

Also contingent on enactment of HB 158, or similar legislation relating to the allocation and use of the proceeds from taxes imposed on the sale, storage, or use of sporting goods, by the Eighty-fourth Legislature, Regular Session, the amount of General Revenue shall be reduced by \$22,619,148 in fiscal year 2016 in Strategy D.1.1, Improvements and Major Repairs, in the Parks and Wildlife Department bill pattern. The amount of General Revenue in Article IX, Sec. 18.09(a)(2)(A) shall be reduced by \$22,619,148, and the amount in Article IX, Sec. 18.09(a)(2)(B) shall be increased by \$11,309,574 each fiscal year of the 2016-17 biennium from the Sporting Goods Sales Tax transfer to the General Revenue-Dedicated State Parks Account No. 64 in Strategy D.1.1, Implement Capital Improvements and Major Repairs, in the Texas Parks and Wildlife Department's bill pattern.

Sec. 18.38. Contingency for HB 700.¹² Contingent on enactment of House Bill 700, or similar legislation relating to the elimination of the tuition set aside under Education Code Section 56.465 for the B-On-Time Program, by the Eighty-fourth Legislature, Regular Session, institutions of higher education are hereby appropriated \$65,324,057 in unexpended balances as of August 31, 2015, in General Revenue-Dedicated Texas B-On-Time Account 5103.

Appropriations made to the Higher Education Coordinating Board from General Revenue-Dedicated Texas B-On-Time Account 5103 in that agency's bill pattern include \$63,432,308 which shall be used for renewal awards at public institutions of higher education.

Sec. 18.39. Contingency for SB 1108 or HB 737.¹² Contingent on enactment of Senate Bill 1108 or House Bill 737, or similar legislation relating to authorizing the creation of regional emergency districts, by the Eighty-fourth Legislature, Regular Session, 2015, the Commission on State Emergency Communications shall notify the Legislative Budget Board and the Comptroller of Public Accounts promptly when a Regional Planning Commission (RPC) opts out of the state 9-1-1 system to form a regional emergency district. The Comptroller shall estimate the impact to General Revenue - Dedicated 9-1-1 Service Fee Account No. 5050 resulting from the RPC's departure authorized by Senate Bill 1108 for the 2016-17 biennium and decrease the appropriation to the Commission on State Emergency Communications proportionally.

Sec. 18.40. Contingency for HB 1144.¹² Contingent upon enactment of HB 1144, or similar legislation relating to the establishment of a task force to study and make recommendations regarding the outcomes of juveniles adjudicated of sexual offenses by the Eighty-fourth Legislature, Regular Session, out of the funds appropriated above and consistent with statute, TJJD may provide reimbursement of travel expenses incurred by members of the Task Force on Improving Outcomes for Juveniles Adjudicated of Sexual Offenses while conducting business of the task force in accordance with Health and Safety Code, Chapter 614, and provisions of this Act related to the per diem of board or commission members.

Sec. 18.41. Contingency for HB 1786.¹⁶ Contingent on enactment of HB 1786, or similar legislation relating to the transfer of driver and traffic safety education from the Texas Education Agency and the Department of Public Safety to the Department of Licensing and Regulation (TDLR), by the Eighty-fourth Legislature, Regular Session, the following adjustments are made:

- (1) The Department of Licensing and Regulation is appropriated \$1,222,083 in General Revenue in fiscal year 2016 and \$1,116,770 in General Revenue in fiscal year 2017 to implement the provisions of the legislation. In addition, the "Number of Full-Time Equivalents (FTE)" indicated in the Department of Licensing and Regulation bill pattern shall be increased by 19.5 FTEs in fiscal years 2016 and 2017. This appropriation is also contingent on the Department of Licensing and Regulation assessing or increasing fees sufficient to generate, in addition to revenue requirements elsewhere in this Act, during the 2016-17 biennium, \$2,791,743 in excess of \$37,092,850 (Object Codes 3175 and 3030), contained in the Comptroller of Public

CONTINGENCY AND OTHER PROVISIONS (Continued)

Accounts' Biennial Revenue Estimate for fiscal years 2016 and 2017. The Department of Licensing and Regulation, upon completion of necessary actions to assess or increase such additional fees, shall furnish copies of the Licensing and Regulation Commission's minutes and other information supporting the estimated revenues to be generated for the 2016-17 biennium under the revised fee structure to the Comptroller of Public Accounts. If the Comptroller finds the information sufficient to support the projection of increased revenues, a finding of fact to that effect shall be issued and the contingent appropriation shall be made available for the intended purposes. For informational purposes, the amount of increased revenue identified above reflects amounts sufficient to cover direct appropriations of \$2,338,853 and other direct and indirect costs (estimated to be \$452,890 for the 2016-17 biennium).

- (2) The Texas Education Agency shall, in the time and manner prescribed by the legislation, transfer to the Texas Department of Licensing and Regulation all revenue generated from associated program fees and full-time equivalent (FTE) positions for fiscal year 2016 that are directly associated with the Driver and Traffic Safety Education Program and responsibilities required to be transferred under the provisions of the legislation. In addition, appropriations made to the Texas Education Agency out of General Revenue, Fund 1, by this Act shall be reduced by \$1,241,016 in each fiscal year of the 2016-17 biennium in Strategy B.3.2, Agency Operations. In addition, the "Number of Full-Time Equivalents (FTE)" indicated in the Texas Education Agency bill pattern shall be decreased by 1.0 FTE in fiscal years 2016 and 2017.

Sec. 18.42. Contingency for HB 1799.^{5,14} ~~Contingent on enactment of HB 1799, or similar legislation relating to the adoption of the Uniform Electronic Legal Material Act, by the Eighty-fourth Legislature, Regular Session, 2015, the Secretary of State is appropriated in Strategy D.1.1, Indirect Administration, \$152,000 for fiscal year 2016 from General Revenue to implement the provisions of the legislation.~~

Sec. 18.43. Contingency for HB 2053.¹² Contingent on enactment of House Bill 2053, or similar legislation relating to the protection of certain children through the operation of the child safety check alert list, by the Eighty-fourth Legislature, Regular Session, increase General Revenue appropriations in the Department of Public Safety, Strategy A.3.1, Special Investigations, by \$1,833,034 in fiscal year 2016 and \$835,726 in fiscal year 2017 to implement the provisions of the legislation.

Sec. 18.44. Contingency for HB 2463.¹² Contingent on enactment of HB 2463, or similar legislation relating to the continuation of the functions of the Department of Assistive and Rehabilitative Services (DARS), by the Eighty-fourth Legislature, Regular Session, the "Number of Full-time Equivalents (FTE)" indicated in the DARS bill pattern is reduced by 24.0 for fiscal year 2017 to conform with the provisions of the legislation.

Sec. 18.45. Contingency for HB 2493.¹⁴ Contingent on enactment of House Bill 2493, or similar legislation relating to the self-directed and semi-independent (SDSI) status of the State Securities Board, by the Eighty-fourth Legislature, Regular Session, the Securities Board is removed from the General Appropriations Act to implement the provisions of the legislation, including the transition to SDSI status.

Sec. 18.46. Contingency for HB 2683.¹⁴ Contingent on enactment of HB 2683, or similar legislation relating to the licensing and regulation of dyslexia practitioners and therapists by the Texas Department of Licensing and Regulation, by the Eighty-fourth Legislature, Regular Session, the Department of Licensing and Regulation shall use funds appropriated above to implement the provisions of the legislation.

Sec. 18.47. Contingency for HB 2703.^{5,14} ~~Contingent on enactment of HB 2703, or similar legislation relating to the establishment of the Texas Board of Behavior Analyst Examiners and the requirement to obtain a license to practice as a behavior analyst or assistant behavior analyst, by the Eighty-fourth Legislature, Regular Session, the Texas Medical Board is appropriated \$98,980 for fiscal year 2016 and \$46,360 in fiscal year 2017 from General Revenue to implement the provisions of the legislation. In addition, the "Number of Full-Time Equivalents (FTE)" indicated in the agency's bill pattern shall be increased by 1.0 FTE in each fiscal year during the 2016-2017 biennium. This appropriation is also contingent on the Texas Medical Board assessing or increasing fees sufficient to generate, in addition to revenue requirements elsewhere in this Act, during the 2016-2017 biennium, \$168,592 in excess of \$47,916,000 (Object Code 3560), contained in the Comptroller of Public Accounts' Biennial Revenue Estimate for fiscal years 2016 and 2017. The Texas Medical Board, upon completion of necessary actions to assess or increase such additional fees, shall furnish copies of the Board's minutes and other information supporting the estimated revenues to be generated for the 2016-2017 biennium under the revised fee structure to the Comptroller of Public Accounts. If the Comptroller finds the information~~

CONTINGENCY AND OTHER PROVISIONS

(Continued)

~~sufficient to support the projection of increased revenues, a finding of fact to that effect will be issued and the contingent appropriation shall be made available for the intended purposes. For information purposes, the amount of increased revenue identified above reflects amounts sufficient to cover direct appropriations of \$145,340 and other direct and indirect costs (estimated to be \$23,252 for the 2016-2017 biennium).~~

Sec. 18.48. Contingency for HB 2891.¹² Contingent on enactment of HB 2891, or similar legislation relating to certain filing and reporting requirements for certain taxable entities, by the Eighty-fourth Legislature, Regular Session, 2015, the Secretary of State is appropriated in Strategy A.1.1, Document Filing, \$42,727 for each fiscal year of the 2016-17 biennium from General Revenue to implement the provisions of the legislation.

Sec. 18.49. Contingency for HB 3062 or SB 1351.¹² Contingent on enactment of House Bill 3062, Senate Bill 1351, or similar legislation relating to transferring to the Texas Workforce Commission (TWC) certain duties of the comptroller related to the Jobs and Education for Texans Grant Programs, by the Eighty-fourth Legislature, Regular Session, TWC is appropriated \$5,000,000 in each fiscal year from the General Revenue Fund to implement the provisions of the legislation.

Sec. 18.50. Contingency for HB 3230.¹² Contingent on enactment of House Bill 3230, or similar legislation relating to the determination of eligible costs and expenses for purposes of the franchise tax credit for the rehabilitation of historic structures, by the Eighty-fourth Legislature, Regular Session, 2015, the Historical Commission is appropriated in Strategy A.1.1, Architectural Assistance, \$161,950 for each fiscal year of the 2016-17 biennium from General Revenue to implement the provisions of the legislation. In addition, the "Number of Full-Time-Equivalents (FTE)" is increased by 2.0 in each fiscal year of the 2016-17 biennium.

Sec. 18.51. Contingency for HB 3481.^{5,14} ~~Contingent upon the enactment of HB 3481 or similar legislation waiving fishing license fees for Texas residents age 65 and over, the Parks and Wildlife Department is appropriated \$108,311 in General Revenue in fiscal year 2016 and \$109,822 in General Revenue in fiscal year 2017 in Strategy C.3.1, License Issuance, for increased license and stamp transactions.~~

Sec. 18.52. Contingency for SB 12.^{5,14} ~~Contingent on the enactment of Senate Bill 12, House Bill 3518, or similar legislation by the Eighty-fourth Legislature, Regular Session, establishing a Government Alternative Fuel Fleet Grant program, and in addition to amounts appropriated elsewhere in this Act, the Commission on Environmental Quality is appropriated \$28,770,000 in each fiscal year of the 2016-17 biennium out of the Texas Emissions Reduction Plan Account No. 5071 in the Commission on Environmental Quality's bill pattern in Strategy A.1.1, Air Quality Assessment and Planning, to be used for fleet conversion grants, alternative fueling station grants, and related administrative costs to the agency to the extent authorized by the bill. In addition, the "Number of Full-Time Equivalents (FTE)" positions in the bill pattern of the Commission on Environmental Quality is increased by 3.0 FTEs each fiscal year of the 2016-17 biennium.~~

Sec. 18.53. Contingency for SB 20.¹⁷ Contingent on enactment of Senate Bill 20, or similar legislation relating to state agency contracting, by the Eighty-fourth Legislature, Regular Session:

- (1) The Texas Comptroller of Public Accounts is appropriated \$626,067 in fiscal year 2016 and \$176,067 in fiscal year 2017 from the General Revenue Fund in Strategy B.4.1, Procurement, and \$475,676 in fiscal year 2016 and \$325,676 in fiscal year 2017 from the General Revenue Fund in Strategy A.4.1, Tax Hearings, to implement the provisions of the legislation. The "Number of Full-Time Equivalents (FTE)" positions in the agency bill pattern is hereby increased by 7.0 FTEs in fiscal year 2016 and 7.0 FTEs in fiscal year 2017.
- (2) The Texas Department of Transportation is appropriated \$2,591,211 from the General Revenue Fund for fiscal year 2016 to implement the provisions of the legislation. Any unexpended balances as of August 31, 2016 are hereby appropriated for the same purposes for the fiscal year starting on September 1, 2016. Funds appropriated under this provision to the Department of Transportation may be expended for capital budget purposes notwithstanding limitations on capital budget expenditures elsewhere in this Act.
- (3) Contingent upon enactment of Senate Bill 20, or similar legislation, that modifies the dollar threshold for claims against state agencies for breach of contract or waives sovereign immunity for certain breach of contract claims relating to the transfer of real property to or from the state, the Office of the Attorney General is appropriated \$1,303,412 in fiscal year 2016 and

CONTINGENCY AND OTHER PROVISIONS

(Continued)

\$1,128,754 in fiscal year 2017 from the General Revenue Fund in Strategy A.1.1, Legal Services to implement the provisions of the bill. The "Number of Full-Time Equivalents (FTE)" positions in the agency bill pattern is hereby increased by 14.0 FTEs in fiscal year 2016 and 14.0 FTEs in fiscal year 2017.

Sec. 18.54. Contingency for SB 62.¹⁴ Contingent on enactment of Senate Bill 62, or similar legislation relating to accounting for costs incurred by this state as a result of the presence of persons who are not lawfully present in the United States, by the Eighty-fourth Legislature, Regular Session, 2015, the Comptroller of Public Accounts is appropriated in Strategy B.1.1, Accounting/Reporting, \$350,000 for fiscal year 2016 from General Revenue to implement the provisions of the legislation.

Sec. 18.55. Contingency for SB 195.¹⁸ Contingent on the enactment of Senate Bill 195, or similar legislation relating to the Prescription Drug Monitoring Program, by the Eighty-fourth Legislature, Regular Session, the Texas State Board of Pharmacy (TSBP) is appropriated \$1,311,005 in General Revenue for fiscal year 2016 and \$800,913 in General Revenue for fiscal year 2017 to implement the provisions of the legislation. This appropriation is contingent on the Board of Pharmacy, Texas Medical Board, Board of Optometry, Board of Dental Examiners, Board of Nursing, Board of Podiatric Medical Examiners, and the Board of Veterinary Medical Examiners assessing or increasing fees sufficient to generate, in addition to revenue requirements found elsewhere in the Act, sufficient revenue to match the amounts appropriated. In addition, the "Number of Full-Time Equivalents (FTE)" indicated in the TSBP bill pattern shall be increased by 7.0 FTEs in each fiscal year during the 2016-2017 biennium. Fees shall be collected by agencies that license individuals or entities authorized to access the prescription drug order monitoring program, and transferred to the Board of Pharmacy. The Board of Pharmacy, upon completion of necessary actions to assess or increase such additional fees, shall furnish copies of the Board of Pharmacy's minutes and other information supporting the estimated revenues to be generated for the 2016-2017 biennium under the revised fee structure to the Comptroller of Public Accounts. If the Comptroller finds the information sufficient to support the projection of increased revenues, a finding of fact to that effect will be issued and the contingent appropriation shall be made available for the intended purposes. For information purposes, the amount of increased revenue identified above reflects amounts sufficient to cover direct appropriations of \$2,111,918 and other direct and indirect costs (estimated to be \$154,096 for the 2016-2017 biennium). The following is an informational listing of the agencies participating in the Prescription Drug Monitoring Program:

	<u>2016</u>	<u>2017</u>
Texas Medical Board	\$ 590,358	\$ 360,366
Optometry Board	\$ 35,738	\$ 21,815
Texas Board of Dental Examiners	\$ 205,400	\$ 125,380
Texas Board of Nursing	\$ 106,616	\$ 65,080
Board of Veterinary Medical Examiners	\$ 97,839	\$ 59,723
Board of Podiatric Medical Examiners	\$ 13,066	\$ 7,976
Board of Pharmacy	<u>\$ 261,990</u>	<u>\$ 160,573</u>
	\$ 1,311,007	\$ 800,913

Sec. 18.56. Contingency for SB 202.¹⁶

- (a) Contingent on enactment of Senate Bill 202, or similar legislation relating to the transfer of licensing and regulatory functions under Chapters 203, 401, 402, 403, 451, 601, 602, 603, 604, 605, and 701 of the Occupations Code, or other law relating to licensing and regulation of the occupations governed by these chapters, appropriations indicated elsewhere to the Department of State Health Services (DSHS) are reduced by \$2,369,038 in General Revenue Funds in fiscal year 2016 and \$2,369,038 General Revenue Funds in fiscal year 2017 in Goal D, Consumer Protection Services, and the "Number of Full-time Equivalents (FTE)" indicated in the DSHS bill pattern is reduced by 38.5 FTEs annually to conform with the provisions of the legislation.
- (b) Contingent on enactment of Senate Bill 202, or similar legislation relating to the transfer of certain occupational regulatory programs from the Department of State Health Services to the Department of Licensing and Regulation (TDLR), by the Eighty-fourth Legislature, Regular Session, TDLR is appropriated \$3,569,919 in General Revenue in fiscal year 2016 and

CONTINGENCY AND OTHER PROVISIONS

(Continued)

\$2,346,475 in General Revenue in fiscal year 2017 to implement the provisions of the legislation. In addition, the "Number of Full-Time Equivalents (FTE)" indicated in the Department of Licensing and Regulation bill pattern shall be increased by 31.5 FTEs in fiscal years 2016 and 2017. This appropriation is also contingent on the Department of Licensing and Regulation assessing or increasing fees sufficient to generate, in addition to revenue requirements elsewhere in this Act, during the 2016-17 biennium, \$6,701,205 in excess of \$37,092,850 (Object Codes 3175, 3180, 3560, 3562 and 3770), contained in the Comptroller of Public Accounts' Biennial Revenue Estimate for fiscal years 2016 and 2017. The Department of Licensing and Regulation, upon completion of necessary actions to assess or increase such additional fees, shall furnish copies of the Licensing and Regulation Commission's minutes and other information supporting the estimated revenues to be generated for the 2016-17 biennium under the revised fee structure to the Comptroller of Public Accounts. If the Comptroller finds the information sufficient to support the projection of increased revenues, a finding of fact to that effect shall be issued and the contingent appropriation shall be made available for the intended purposes. For informational purposes, the amount of increased revenue identified above reflects amounts sufficient to cover direct appropriations of \$5,916,394 and other direct and indirect costs (estimated to be \$784,811 for the 2016-17 biennium).

- (c) Also contingent on enactment of SB 202, or similar legislation relating to the transfer of certain occupational regulatory programs from the Department of State Health Services to the Texas Medical Board, by the Eighty-fourth Legislature, Regular Session, the Texas Medical Board is appropriated \$2,070,947 in General Revenue in fiscal year 2016 and \$1,569,317 in General Revenue in fiscal year 2017 to implement the provisions of the legislation. In addition, the "Number of Full-Time Equivalents (FTE)" indicated in the Texas Medical Board's bill pattern shall be increased by 29.0 FTEs in fiscal years 2016 and 2017. This appropriation is also contingent on the Texas Medical Board assessing or increasing fees sufficient to generate, in addition to revenue requirements elsewhere in this Act, during the 2016-2017 biennium, \$4,393,493 in excess of \$47,916,000 (Object Code 3560), contained in the Comptroller of Public Accounts' Biennial Revenue Estimate for fiscal years 2016 and 2017. The Texas Medical Board, upon completion of necessary actions to assess or increase such additional fees, shall furnish copies of the Texas Medical Board's minutes and other information supporting the estimated revenues to be generated for the 2016-2017 biennium under the revised fee structure to the Comptroller of Public Accounts. If the Comptroller finds the information sufficient to support the projection of increased revenues, a finding of fact to that effect shall be issued and the contingent appropriation shall be made available for the intended purposes. For informational purposes, the amount of increased revenue identified above reflects amounts sufficient to cover direct appropriations of \$3,640,264 and other direct and indirect costs (estimated to be \$753,229 for the 2016-17 biennium).

Sec. 18.57. Contingency for SB 204.¹⁴

- (a) Contingent on enactment of SB 204 or HB 2699, or similar legislation relating to the continuation of the functions of the Department of Aging and Disability Services (DADS), by the Eighty-fourth Legislature, Regular Session, the Department of Aging and Disability Services is appropriated an additional \$6,003,148 in General Revenue Funds for fiscal year 2016 and \$3,795,872 in Federal Funds for fiscal year 2016 into Strategy C.1.1., Central Administration, to implement the provisions of the legislation. Appropriations to Strategy C.1.1., Central Administration, are reduced by \$3,074,238 in General Revenue Funds and \$3,116,699 in Federal Funds for fiscal year 2017. Additionally, the "Number of Full-Time Equivalents (FTEs)" positions in the DADS bill pattern is reduced by 165.5 for fiscal year 2016 and 765.2 for fiscal year 2017. The Health and Human Services Commission is appropriated \$69,847 in General Revenue Funds and \$209,542 in Federal Funds for fiscal year 2016 and \$69,847 in General Revenue Funds and \$209,542 in Federal Funds for fiscal year 2017 to implement the provisions of the bill relating to monitoring the independent dispute resolution process.
- (b) In the event that the enacted legislation named above does not include the closure of a state supported living center within the 2016-17 biennium, the increase in appropriations to DADS in subsection (a) shall be decreased by the following amounts: \$1,915,460 in General Revenue Funds and \$3,122,588 in Federal Funds for fiscal year 2016 to Strategy C.1.1, Central Administration. Additionally, appropriations would not be reduced in fiscal year 2017; rather, \$873,507 in General Revenue Funds and \$563,805 in Federal Funds would be appropriated to

CONTINGENCY AND OTHER PROVISIONS

(Continued)

DADS for fiscal year 2017. FTEs would not be reduced in any fiscal year as indicated above, as there would not be a cost savings; rather, 8 FTEs would be appropriated to DADS in each fiscal year to implement the provisions of the bill.

- (c) In the event that the enacted legislation named above does not authorize a restructuring commission, the increase in appropriations to DADS in subsection (a) shall be decreased by the following amount: \$3,075,000 in fiscal year 2016.

Sec. 18.58. Contingency for SB 206 or HB 2433.¹² Contingent on enactment of SB 206 or HB 2433, or similar legislation relating to the functions of the Department of Family and Protective Services and procedures applicable to suits affecting the parent-child relationship, investigations of child abuse and neglect, the conservatorship of a child, fee amounts, and the authorizing of administrative penalties, by the Eighty-fourth Legislature, Regular Session, the Department of Family and Protective Services is appropriated \$1,410,607 for fiscal year 2016 from General Revenue Funds in Strategy G.1.1, Agency-wide Automated Systems, to implement the provisions of the legislation.

Sec. 18.59. Contingency for SB 212.¹² Contingent on enactment of Senate Bill 212, or similar legislation relating to the abolishment of the Texas Council on Purchasing from People with Disabilities and the transfer of its functions to the Texas Workforce Commission (TWC), by the Eighty-fourth Legislature, Regular Session, TWC is appropriated \$132,345 and 2.0 "Full-Time Equivalents (FTE)" positions in each fiscal year from Appropriated Receipts to implement the provisions of the legislation.

Sec. 18.60. Contingency for SB 239.¹² Contingent on enactment of Senate Bill 239 or similar legislation by the Eighty-fourth Legislature, Regular Session, relating to the creation of a student loan repayment assistance program for certain mental health professionals, in addition to amounts appropriated above, the Higher Education Coordinating Board is appropriated \$850,000 in General Revenue in fiscal year 2016 and \$1,275,000 in fiscal year 2017. Any unexpended balances at the end of fiscal year 2016 are appropriated for the same purpose for fiscal year 2017.

Sec. 18.61. Contingency for SB 309.^{5,14} ~~Contingent on enactment of Senate Bill 309, or similar legislation relating to public access to boundary, financial, and tax rate information of certain political subdivisions, by the Eighty-fourth Legislature, Regular Session, 2015, the Comptroller of Public Accounts is appropriated in Strategy B.1.1, Accounting/Reporting, \$448,000 for fiscal year 2016 from General Revenue to implement the provisions of the legislation.~~

Sec. 18.62. Contingency for SB 836 or HB 1705.¹² Contingent on enactment of SB 836, HB 1705, or similar legislation relating to facilities management services for the Texas School for the Blind and Visually Impaired and the Texas School for the Deaf, by the Eighty-fourth Legislature, Regular Session, 2015, the following takes effect:

- (a) \$605,271 in General Revenue in each fiscal year of the 2016-17 biennium appropriated elsewhere in this Act to the Texas School for the Blind and Visually Impaired in Strategy D.1.2, Other Support Services, shall be transferred and appropriated to the Texas Facilities Commission as follows:
- (1) \$448,465 in each fiscal year to Strategy B.1.1, Custodial; and
 - (2) \$156,806 in each fiscal year to Strategy B.2.1, Facilities Operation.
- (b) \$1,077,610 in General Revenue in fiscal year 2016 and \$1,077,609 in General Revenue in fiscal year 2017 appropriated elsewhere in this Act to the Texas School for the Deaf in Strategies A.1.3, Related and Support Services, and D.1.2, Other Support Services, are transferred and appropriated to the Texas Facilities Commission as follows:
- (1) \$740,857 in fiscal year 2016 and \$740,856 in fiscal year 2017 to Strategy B.1.1, Custodial; and
 - (2) \$336,753 in each fiscal year of the 2016-17 biennium to Strategy B.2.1, Facilities Operation.
- (c) The "Number of Full-Time-Equivalents (FTE)" is increased by 15.0 in each fiscal year of the 2016-17 biennium at the Texas Facilities Commission and \$530,983 in fiscal year 2016 and \$494,543 in fiscal year 2017 in General Revenue, is appropriated to the Texas Facilities Commission as follows:

CONTINGENCY AND OTHER PROVISIONS

(Continued)

- (1) \$167,297 in each fiscal year to Strategy B.1.1, Custodial;
 - (2) \$320,886 in fiscal year 2016 and \$289,348 in fiscal year 2017 to Strategy B.2.1, Facilities Operation; and
 - (3) \$42,800 in fiscal year 2016 and \$37,898 in fiscal year 2017 to Strategy D.1.3, Other Support Services.
- (d) In addition, the "Number of Full-Time-Equivalents (FTE)" indicated elsewhere in this Act for the Texas School for the Blind and Visually Impaired and the Texas School for the Deaf are reduced by 19.3 and 32.0, respectively, in each fiscal year and increased by 51.3 in each fiscal year for the Texas Facilities Commission.

Sec. 18.63. Contingency for SB 935.¹² Contingent on enactment of Senate Bill 935, or similar legislation by the Eighty-fourth Legislature, Regular Session, establishing a reading excellence team pilot program, in addition to amounts appropriated above, the Texas Education Agency is appropriated \$1,539,136 in fiscal year 2016 and \$1,531,136 in fiscal year 2017 from General Revenue Funds in Strategy A.2.1, Statewide Educational Programs, to implement the provisions of the legislation. In addition, the "Number of Full-Time Equivalents (FTE)" indicated in the agency's bill pattern is hereby increased by 1.0 FTE in each fiscal year.

Sec. 18.64. Contingency for SB 972.¹² Contingent on enactment of Senate Bill 972, or similar legislation by the Eighty-fourth Legislature, Regular Session, providing training academies for public school teachers who provide reading comprehension instruction to students in grades four and five, in addition to amounts appropriated above, the Texas Education Agency is appropriated \$7,020,252 in fiscal year 2016 and \$4,090,874 in fiscal year 2017 out of General Revenue Funds in Strategy A.2.1, Statewide Educational Programs, to implement the provisions of the legislation. In addition, the "Number of Full-Time Equivalents (FTE)" indicated in the agency's bill pattern is hereby increased by 1.0 FTE in each fiscal year.

Sec. 18.65. Contingency for SB 1139.¹² Contingent on the enactment of SB 1139, or similar legislation providing for the creation of additional judicial districts, county courts at law, and application of the professional prosecutors law by the Eighty-fourth Legislature, Regular Session, the Judiciary Section, Comptroller's Department is hereby appropriated to the following strategies:

- (a) Strategy A.1.1, District Judge Salaries, an amount estimated to be \$653,333 in fiscal year 2016 and an amount estimated to be \$793,333 in fiscal year 2017 from the General Revenue Fund;
- (b) Strategy C.1.3, Statutory County Judge 573 Supplement, an amount estimated to be \$196,000 in fiscal year 2016 and an amount estimated to be \$308,000 in fiscal year 2017 from the General Revenue Fund;
- (c) Strategy B.1.2, Professional Prosecutor - Salaries, Judiciary Section, Comptroller's Department is hereby appropriated an amount estimated to be \$168,000 in fiscal year 2016 and an amount estimated to be \$102,167 in fiscal year 2017 from the General Revenue Fund;
- (d) Strategy B.1.6, Felony Prosecutors: Expenses, Judiciary Section, Comptroller's Department is hereby appropriated an amount estimated to be \$27,500 each year from the General Revenue Fund;
- (e) Strategy D.1.2, County Attorney Supplement, Judiciary Section, Comptroller's Department is hereby appropriated an amount estimated to be \$46,667 in fiscal year 2017 from the General Revenue Fund;

Additionally, contingent on the enactment of SB 1139, or similar legislation, the "Number of Full-Time-Equivalent Positions (FTE)" for the Judiciary Section, Comptroller's Department is hereby increased by an estimated 5.7 FTEs in fiscal year 2016 and an estimated 6.7 FTEs in fiscal year 2017 to implement the provisions of the legislation.

Sec. 18.66. Contingency for SB 1358.¹² Contingent on enactment of SB1358, or similar legislation relating to the administrative attachment of the Texas Military Preparedness Commission, by the Eighty-fourth Legislature, Regular Session, 2015, the Truusted Programs Within the Office of the

CONTINGENCY AND OTHER PROVISIONS
(Continued)

Governor is appropriated the amounts above in Strategy C.1.5, Military Preparedness Commission, to be used by the Texas Military Preparedness Commission, an independent commission which is administratively attached to the Office of the Governor.

Sec. 18.67. Contingency for HB 2804.¹² Contingent on enactment of HB 2804, or similar legislation establishing a commission to develop and make recommendations for new systems of student assessment and public school accountability by the Eighty-fourth Legislature, Regular Session, 2015, the Texas Education Agency may use General Revenue Funds appropriated elsewhere in this Act to reimburse commission members for their actual and necessary expenses incurred in performing commission duties.

~~**Sec. 18.68. Contingency for HB 1552.**^{5,14} Contingent on the enactment of House Bill 1552, or similar legislation relating to oil and gas wells that traverse multiple tracts, by the Eighty-fourth Legislature, Regular Session, the Railroad Commission is hereby appropriated \$1,000,000 in fiscal year 2016 and \$1,000,000 in fiscal year 2017 to Strategy A.1.1, Energy Resource Development out of the General Revenue Fund to implement the provisions of the legislation, including adoption of rules regarding production allocation. Any unexpended balances remaining in this appropriation on August 31, 2016, are appropriated for the same purpose for the fiscal year beginning on September 1, 2016. The Commission is authorized to exceed its cap on the "Number of Full-Time Equivalents (FTE)" positions and expend appropriated funds for capital budget purposes to implement the provisions of this legislation, contingent upon prior written approval by the Legislative Budget Board and the Governor.~~

Sec. 18.69. Contingency for HB 1278.¹² Contingent on enactment of House Bill 1278, or similar legislation relating to the financial assistance paid to the survivors of certain law enforcement officers, firefighters, and other public employees killed in the line of duty, by the Eighty-fourth Legislature, Regular Session, 2015, the Employees Retirement System is appropriated \$3,312,221 in fiscal year 2016 and \$3,374,442 in fiscal year 2017 from General Revenue and \$1,500,000 in fiscal year 2016 and \$1,500,000 in fiscal year 2017 from General Revenue-Dedicated Compensation to Victims of Crime Account No. 469 to implement the provisions of the legislation.

Sec. 18.70. Contingency for HB 7, HB 26, or SB 632, Providing for the Disposition of the Emerging Technology Fund and Creation of the Governor's University Research Initiative.¹²

- (1) Available balances as of September 1, 2015, in the Emerging Technology Fund No. 5124 are estimated to be \$102,000,000. Amounts appropriated elsewhere in this Act to Article I, Trusteed Programs within the Office of the Governor, and Article III, Higher Education Coordinating Board, The University of Texas at Austin, and Texas A&M University, include the following amounts contingent on enactment of HB 7, HB 26, SB 632, or other legislation providing for the wind-down of the Emerging Technology Fund, the distribution of available fund balances, and the creation of the Governor's University Research Initiative:

Texas Enterprise Fund	\$	45,000,000
Texas Research Incentive Program	\$	9,000,000
Texas Research University Fund	\$	8,000,000
Governor's University Research Initiative	\$	40,000,000
Total	\$	102,000,000

- (2) In addition to amounts appropriated elsewhere in this Act, and contingent on HB 7, HB 26, or SB 632 providing for the Texas Treasury Safekeeping Trust to execute the wind-down of the Emerging Technology Fund, the Comptroller of Public Accounts is appropriated the following:
- (a) In the event the legislation allows the Comptroller of Public Accounts to access the unencumbered balance of the Emerging Technology Fund, \$12,000,000 in General Revenue is appropriated for the 2016-17 biennium to the Comptroller of Public Accounts for deposit to the Emerging Technology Fund No. 5124 for the purposes of managing the state's portfolio of equity positions, other investments, and associated assets in accordance with the provisions of the legislation.
 - (b) If the legislation does not provide for the Comptroller of Public Accounts to have access to the unencumbered balance of the Fund, the Comptroller is appropriated \$12,000,000 in General Revenue for the fiscal 2016-17 biennium for transfer to the

CONTINGENCY AND OTHER PROVISIONS (Continued)

Texas Treasury Safekeeping Trust pursuant to Section 404.102(a), Government Code, for the purposes of managing the state's portfolio of equity positions, other investments, and associated assets in accordance with the provisions of the legislation.

Sec. 18.71. Contingency for SB 1366.¹² Contingent upon SB 1366, Eighty-fourth Legislature, Regular Session, or similar legislation relating to the allowable transfers to certain accounts managed by the Texas Parks and Wildlife Department of proceeds from taxes imposed on the sale, storage, or use of sporting goods within the Texas Parks and Wildlife Department, not being enacted:

(a) appropriations are made to the Parks and Wildlife Department as follows:

- (1) \$12,565,684 in fiscal year 2016 and \$12,994,453 in fiscal year 2017 from the Sporting Goods Sales Tax transfer to the Texas Recreation and Parks Account No. 467 in Strategy B.2.1, Local Parks Grants, for grants to local units of government and other entities.
- (2) \$1,501,401 in fiscal year 2016 and \$1,552,632 in fiscal year 2017 from the Sporting Goods Sales Tax transfer to the Texas Recreation and Parks Account No. 467 in Strategy B.2.2, Boating Access and Other Grants, for grants to local units of government and other entities.
- (3) \$8,364,589 in fiscal year 2016 and \$8,649,542 in fiscal year 2017 from the Sporting Goods Sales Tax transfer to the Large County and Municipality Recreation and Parks Account No. 5150 in Strategy B.2.1, Local Parks Grants, for grants to local units of government and other entities.
- (4) \$999,437 in fiscal year 2016 and \$1,033,484 in fiscal year 2017 from the Sporting Goods Sales Tax transfer to the Large County and Municipality Recreation and Parks Account No. 5150 in Strategy B.2.2, Boating Access and Other Grants, for grants to local units of government and other entities.

(b) Capital budget authority in the bill pattern for the Parks and Wildlife Department in Rider 2, Capital Budget, in (1) Statewide Park Construction and Major Repairs of (a) Construction of Buildings and Facilities is reduced by \$14,771,934 in fiscal year 2016 and \$17,085,332 in fiscal year 2017.

Sec. 18.72. Basic Civil Legal Services for Veterans.⁶ In addition to amounts appropriated elsewhere in this Act, the Supreme Court of Texas is appropriated \$1,500,000 each fiscal year in General Revenue in Strategy B.1.1, Basic Civil Legal Services, for the purpose of providing basic civil legal services to veterans and their families.

Sec. 18.73. Contingency for SB 158.¹² Contingent on passage of SB 158, or similar legislation relating to defining a policy of implementing body-worn cameras by commissioned law enforcement officers, by the Eighty-fourth Legislature, Regular Session, 2015, General Revenue appropriations made elsewhere in this Act to Trusteed Programs Within the Office of the Governor are reduced in Strategy A.1.1, Disaster Funds by \$10,000,000 in fiscal year 2016, and are increased by a like amount in Strategy B.1.1, Criminal Justice in fiscal year 2016. The funds shall be used to provide grants to local law enforcement agencies to defray the cost of body-worn cameras pursuant to the provisions of the legislation. Any unobligated and unexpended balances remaining as of August 31, 2016 are appropriated to fiscal year 2017 for the same purpose.

Sec. 18.74. Contingency for SB 10 or HB 1690.¹² Contingent on the enactment of Senate Bill 10, House Bill 1690 or similar legislation by the Eighty-fourth Legislature Regular Session, 2015 relating to the reform of the system of investigating and prosecuting offenses against state government, including ethics offenses, the Judiciary Section, Comptroller's Department is appropriated \$250,000 in each fiscal year from General Revenue to pay for the following:

- (1) travel expenses of the local prosecutor or an appointed prosecutor, in the event a local prosecutor must be recused;
- (2) travel expenses for witnesses called in such proceedings who reside outside of the county where the trial takes place; and,
- (3) expenses of an investigator to assist the local prosecutions, in the event the Department of Public Safety (Texas Rangers) has a conflict of interest.

CONTINGENCY AND OTHER PROVISIONS (Continued)

Any unobligated and unexpended balances remaining as of August 31, 2016 in appropriations made to the Judiciary Section, Comptroller's Department for special prosecutors are appropriated for the same purpose for the fiscal year beginning September 1, 2016.

¹ The list of classified positions for the 2016-17 biennium reflects the addition of new class titles contained in the State's Position Classification Plan.

² Incorporates HB 2037, 84th Legislature, Regular Session, relating to compensation and leave for certain peace officers, resulting in the addition of the Office of the Attorney General to Schedule C compensation provisions of Article IX of this Act.

³ Modified to reflect technical correction to update appropriations by fiscal year in informational listing of behavioral health funding across all affected agencies. FY 2017 amount for the Department of State Health Services reduced to reflect Governor's veto.

⁴ SB 746, 84th Legislature, Regular Session, was enacted related to abolishment of the Office of Violent Sex Offender Management and creation of the Texas Civil Commitment Office.

⁵ Struck-through text indicates vetoed language. See the Governor's Veto Proclamation.

⁶ The appropriation or change directed by this provision has been incorporated in the applicable bill pattern of the agency or institution.

⁷ Legislation upon which appropriations in Subsection (b) were contingent did not pass.

⁸ HB 9, 84th Legislature, Regular Session, related to the member contribution to the Employees Retirement Fund, passed and was enacted.

⁹ The appropriations or changes directed by this provision have been incorporated in the employee benefits appropriations at the end of each applicable article.

¹⁰ The appropriation or change directed by this provision has been incorporated in the applicable bill pattern of the agency or institution. Provision also has been modified to reflect technical correction relating to the rider references in both the Veterans' Commission and Supreme Court's bill patterns.

¹¹ SB 2004, 84th Legislature, Regular Session, related to deferred maintenance funding for state facilities, and SB 1366, 84th Legislature, Regular Session, were enacted, resulting in the transfers to the deferred maintenance fund account referenced in Subsection (b) taking effect.

¹² Relevant legislation passed and was enacted. The appropriation or change directed by this provision has been incorporated in the applicable bill pattern of the agency or institution.

¹³ Relevant legislation passed and was enacted. The appropriation or change directed by this provision has been incorporated in the applicable bill pattern of the agency or institution. The method of financing for appropriations made in subsections (a) through (d) of this provision has been modified to the General Revenue Fund, pursuant Comptroller of Public Accounts' authority in Article IX, Section 6.17 of this Act.

¹⁴ Relevant legislation failed to become law.

¹⁵ Relevant legislation passed and was enacted. The appropriations directed by Sections (2) and (3) of this provision have been incorporated in the applicable bill pattern of the agency or institution. The contingency contained in Section (1) was not met, resulting in the appropriation in Section (1) not taking effect.

¹⁶ Relevant legislation passed and was enacted. The appropriation or change directed by this provision has been incorporated in the applicable bill pattern of the agency or institution. Provision also modified to reflect technical correction to include revenue object codes associated with the fee revenue related to the legislation.

¹⁷ Relevant legislation passed and was enacted. The appropriations directed by Sections (1) and (2) of this provision have been incorporated in the applicable bill pattern of the agency or institution. The contingency contained in Section (3) was not met, resulting in the appropriation in Section (3) not taking effect.

¹⁸ Relevant legislation passed and was enacted. The Comptroller did not issue a finding of fact to support the projection of increased revenues for FY 2016, resulting in the FY 2016 appropriation not taking effect. The FY 2017 appropriation directed by this provision has been incorporated in the applicable bill pattern of the agency or institution.

**RECAPITULATION - ARTICLE IX
GENERAL PROVISIONS
(General Revenue)¹**

	For the Years Ending	
	August 31, 2016	August 31, 2017
Appropriation for a Salary Increase	138,100,078	138,100,078
TOTAL, ARTICLE IX - GENERAL PROVISIONS	\$ 138,100,078	\$ 138,100,078

¹ Incorporates certain appropriation adjustments, including article-specific special provisions, and Article IX of HB 1 (Conference Committee Report), 84th Legislature, Regular Session; HB 6 and HB 7, 84th Legislature, Regular Session; other legislation enacted by the 84th Legislature which affects appropriations; non-substantive technical corrections and/or reconciling adjustments; and the Governor's vetoes. For specific adjustments, see agency bill patterns.

**RECAPITULATION - ARTICLE IX
GENERAL PROVISIONS
(General Revenue - Dedicated)¹**

	For the Years Ending	
	August 31, 2016	August 31, 2017
Appropriation for a Salary Increase	9,390,764	9,390,764
TOTAL, ARTICLE IX - GENERAL PROVISIONS	\$ 9,390,764	\$ 9,390,764

¹ Incorporates certain appropriation adjustments, including article-specific special provisions, and Article IX of HB 1 (Conference Committee Report), 84th Legislature, Regular Session; HB 6 and HB 7, 84th Legislature, Regular Session; other legislation enacted by the 84th Legislature which affects appropriations; non-substantive technical corrections and/or reconciling adjustments; and the Governor's vetoes. For specific adjustments, see agency bill patterns.

**RECAPITULATION - ARTICLE IX
GENERAL PROVISIONS
(Federal Funds)¹**

	For the Years Ending	
	August 31, 2016	August 31, 2017
Appropriation for a Salary Increase	27,848,678	27,848,678
TOTAL, ARTICLE IX - GENERAL PROVISIONS	\$ 27,848,678	\$ 27,848,678

¹ Incorporates certain appropriation adjustments, including article-specific special provisions, and Article IX of HB 1 (Conference Committee Report), 84th Legislature, Regular Session; HB 6 and HB 7, 84th Legislature, Regular Session; other legislation enacted by the 84th Legislature which affects appropriations; non-substantive technical corrections and/or reconciling adjustments; and the Governor's vetoes. For specific adjustments, see agency bill patterns.

**RECAPITULATION - ARTICLE IX
GENERAL PROVISIONS
(Other Funds)¹**

	For the Years Ending	
	August 31, 2016	August 31, 2017
Appropriation for a Salary Increase	19,762,223	19,762,223
Less Interagency Contracts	\$ <u> 0</u>	\$ <u> 0</u>
TOTAL, ARTICLE IX - GENERAL PROVISIONS	<u>\$ 19,762,223</u>	<u>\$ 19,762,223</u>

¹ Incorporates certain appropriation adjustments, including article-specific special provisions, and Article IX of HB 1 (Conference Committee Report), 84th Legislature, Regular Session; HB 6 and HB 7, 84th Legislature, Regular Session; other legislation enacted by the 84th Legislature which affects appropriations; non-substantive technical corrections and/or reconciling adjustments; and the Governor's vetoes. For specific adjustments, see agency bill patterns.

**RECAPITULATION - ARTICLE IX
GENERAL PROVISIONS
(All Funds)¹**

	For the Years Ending	
	August 31, 2016	August 31, 2017
Appropriation for a Salary Increase	195,101,743	195,101,743
Less Interagency Contracts	\$ <u> 0</u>	\$ <u> 0</u>
TOTAL, ARTICLE IX - GENERAL PROVISIONS	\$ <u> 195,101,743</u>	\$ <u> 195,101,743</u>
Number of Full-Time-Equivalents (FTE)	0.0	0.0

¹ Incorporates certain appropriation adjustments, including article-specific special provisions, and Article IX of HB 1 (Conference Committee Report), 84th Legislature, Regular Session; HB 6 and HB 7, 84th Legislature, Regular Session; other legislation enacted by the 84th Legislature which affects appropriations; non-substantive technical corrections and/or reconciling adjustments; and the Governor's vetoes. For specific adjustments, see agency bill patterns.

ARTICLE X
THE LEGISLATURE

Sec. 1. The several sums of money herein specified, or so much thereby as may be necessary, are appropriated out of any funds in the State Treasury not otherwise appropriated, or out of special funds as indicated, for the support, maintenance, or improvement of the designated legislative agencies.

SENATE

	For the Years Ending August 31, 2016	August 31, 2017
Method of Financing:		
General Revenue Fund	\$ 34,183,210	\$ 36,847,259
Total, Method of Financing	<u>\$ 34,183,210</u>	<u>\$ 36,847,259</u>
This bill pattern represents an estimated 100% of this agency's estimated total available funds for the biennium.		
Items of Appropriation:		
A. Goal: SENATE		
A.1.1. Strategy: SENATE	\$ 34,183,210	\$ 36,847,259
Grand Total, SENATE	<u>\$ 34,183,210</u>	<u>\$ 36,847,259</u>
Estimated Allocations for Employee Benefits and Debt Service Appropriations Made Elsewhere in this Act:		
<u>Employee Benefits</u>		
Retirement	\$ 2,978,103	\$ 2,987,765
Group Insurance	6,780,208	7,411,902
Social Security	2,452,566	2,464,829
Benefits Replacement	<u>62,063</u>	<u>56,166</u>
Subtotal, Employee Benefits	<u>\$ 12,272,940</u>	<u>\$ 12,920,662</u>
<u>Debt Service</u>		
Lease Payments	<u>\$ 1,268,833</u>	<u>\$ 572,740</u>
Total, Estimated Allocations for Employee Benefits and Debt Service Appropriations Made Elsewhere in this Act	<u>\$ 13,541,773</u>	<u>\$ 13,493,402</u>

1. **Purposes for Which Appropriations May Be Expended.** Funds appropriated to the Senate may be expended for constitutionally authorized annual salaries for Members of the Senate and the Lieutenant Governor, per diem, other salaries and wages, consumable supplies and materials, current and recurring operating expenses, films, membership dues in any national or regional organization of legislative leaders, capital outlay, building repair and remodeling and other expenses of the Senate including interim expenses of the Eighty-fourth and Eighty-fifth Legislatures as may be authorized by law or by resolution.
2. **Appropriation of Fees: Rental Space in Capitol Building.** The Senate shall charge a reasonable fee for rental of space within the State Capitol Building under its control and authority. Any fees so collected are appropriated for use by the Senate during the biennium covered by this Act.
3. **Unexpended Balances.** Any unobligated and unexpended balances remaining as of August 31, 2015, from appropriations made to the Senate are appropriated to the Senate for the same purposes for the biennium beginning September 1, 2015.

Any unobligated and unexpended balances remaining as of August 31, 2016 from appropriations made to the Senate are appropriated for the same purposes for the fiscal year beginning September 1, 2016.

HOUSE OF REPRESENTATIVES

	For the Years Ending	
	August 31, 2016	August 31, 2017
Method of Financing:		
General Revenue Fund	\$ 39,413,383	\$ 44,092,421
Total, Method of Financing	<u>\$ 39,413,383</u>	<u>\$ 44,092,421</u>
 This bill pattern represents an estimated 100% of this agency's estimated total available funds for the biennium.		
Items of Appropriation:		
A. Goal: HOUSE OF REPRESENTATIVES		
A.1.1. Strategy: HOUSE OF REPRESENTATIVES	\$ 39,413,383	\$ 44,092,421
Grand Total, HOUSE OF REPRESENTATIVES	<u>\$ 39,413,383</u>	<u>\$ 44,092,421</u>
 Estimated Allocations for Employee Benefits and Debt Service Appropriations Made Elsewhere in this Act:		
<u>Employee Benefits</u>		
Retirement	\$ 3,214,405	\$ 3,224,836
Group Insurance	10,844,063	11,885,757
Social Security	2,574,312	2,587,182
Benefits Replacement	<u>52,739</u>	<u>47,729</u>
Subtotal, Employee Benefits	<u>\$ 16,685,519</u>	<u>\$ 17,745,504</u>
 <u>Debt Service</u>		
Lease Payments	<u>\$ 2,082,530</u>	<u>\$ 1,568,546</u>
Total, Estimated Allocations for Employee Benefits and Debt Service Appropriations Made Elsewhere in this Act	<u>\$ 18,768,049</u>	<u>\$ 19,314,050</u>

1. **Purposes For Which Appropriations May Be Expended.** Funds appropriated to the House of Representatives may be expended for Constitutionally authorized annual salaries for Members of the House of Representatives, per diem, other salaries and wages, consumable supplies and materials, current and recurring operating expenses, films, membership dues in the National Conference of State Legislatures and in any national or regional organization of legislative leaders, capital outlay, building repair and remodeling, and other expenses for the House of Representatives, including interim expenses of the Eighty-fourth and Eighty-fifth Legislatures as may be authorized by law or resolution.

2. **Appropriation of Fees: Rental Space in Capitol Building.** The House of Representatives shall charge a reasonable fee for rental of space within the State Capitol Building under its control and authority. Any fees so collected are appropriated for use by the House of Representatives during the biennium covered by this Act.

3. **Unexpended Balances.** Any unobligated and unexpended balances remaining as of August 31, 2015, from appropriations made to the House of Representatives are appropriated to the House of Representatives for the same purposes for the biennium beginning September 1, 2015.

Any unobligated and unexpended balances remaining as of August 31, 2016 from appropriations made to the House of Representatives are appropriated for the same purposes for the fiscal year beginning September 1, 2016.

4. **Transfer and Appropriation to Legislative Budget Board Account.** Out of the appropriations made in this Article for the Senate or the House of Representatives, there may be transferred, upon the written approval of the Lieutenant Governor or the Speaker of the House, to an appropriations account for the Legislative Budget Board, such sums as may be deemed necessary but not to exceed an aggregate of \$4,068,380 for the fiscal year beginning September 1, 2015, and \$4,068,380 for the fiscal year beginning September 1, 2016, for maintaining the operations of said Legislative Budget Board. In addition to amounts identified elsewhere in this provision, there is hereby appropriated to the Legislative Budget Board out of the General Revenue Fund a total of \$23,043,425 for the 2016-17 biennium.

HOUSE OF REPRESENTATIVES

(Continued)

Such sums as may be transferred to an account for the Legislative Budget Board shall be budgeted by said Board pursuant to Chapter 322, Government Code, and any amendments thereto including the payment of travel expenses and registration fees incurred by Budget Board members or members of its staff in attending meetings on problems of federal-state relations, interstate problems, problems affecting state or local governments, and meetings sponsored by the Council of State Governments or any of its affiliated organizations, and contributions incident to membership in national or regional organizations of state governments.

5. **Unexpended Balances: Legislative Budget Board.**

- a. Any unobligated and unexpended balances remaining as of August 31, 2015, from appropriations made to the Legislative Budget Board are appropriated to the Legislative Budget Board for the biennium beginning September 1, 2015.
- b. Any unobligated and unexpended balances remaining as of August 31, 2016, from appropriations made to the Legislative Budget Board are appropriated for the same purposes for the fiscal year beginning September 1, 2016.

6. **Texas School Performance Reviews.** In view of the cost savings and efficiency measures accruing to school districts from School Performance Reviews, the Legislative Budget Board may enter into interlocal cost sharing agreements with school districts where districts requesting review will be responsible for up to 25 percent of the cost of such performance reviews. The Legislative Budget Board shall be solely responsible for the terms and conditions of the contracts and administration of the program. However, any such cost sharing contracts shall include the school as a third party. The financial responsibility of such schools shall be a direct obligation of the school to pay the vendor upon approval of the work product by the Legislative Budget Board.

7. **Transfer and Appropriation to Sunset Advisory Commission Account and Unexpended Balances.**

- a. Out of the appropriations made in this Article for the Senate or the House of Representatives, there may be transferred upon the written approval of the Lieutenant Governor or the Speaker of the House, to an appropriations account for the Sunset Advisory Commission such sums as may be deemed necessary but not to exceed an aggregate of \$2,330,876 for the fiscal year beginning September 1, 2015, and \$2,330,876 for the fiscal year beginning September 1, 2016, for maintaining the operations of the Commission.
- b. Any unobligated and unexpended balances remaining as of August 31, 2015, from appropriations made to the Sunset Advisory Commission are appropriated to the Sunset Advisory Commission for the same purposes for the biennium beginning September 1, 2015.

Any unobligated and unexpended balances remaining as of August 31, 2016, from appropriations made to the Sunset Advisory Commission are appropriated to the Sunset Advisory Commission for the same purposes for the fiscal year beginning September 1, 2016.

- c. The money that an entity is required by law to pay to the Sunset Advisory Commission to cover the costs the commission incurs in performing a review of the entity is appropriated to the commission for maintaining the operations of the commission. Money appropriated to the commission under this subsection is in addition to the aggregate amounts appropriated to the commission under Subsection a.

8. **Long Term Revenue and Cost Drivers Report.** The Legislative Budget Board shall deliver a report on long term revenue and cost drivers for the state budget to the Eighty-fifth Legislature. Information in the report will cover the ten fiscal years beginning September 1, 2017 and ending August 31, 2027. The Legislative Budget Board will consult with the State Demographer and the Comptroller of Public Accounts to produce a report that summarizes the impacts of forecasted state economic and demographic growth on state finances for each article of the General Appropriations Act. The Eighty-fifth Legislature shall determine the benefit of continuing such an evaluation.

HOUSE OF REPRESENTATIVES

(Continued)

9. **Similar Radio System Study.** The Legislative Budget Board shall study the possibility of having all Texas law enforcement agencies and all state agencies either purchasing or leasing similar radio systems establish one contract to identify possible cost containment or savings. The Legislative Budget Board will produce a report that summarizes the findings of the study.

LEGISLATIVE COUNCIL

	For the Years Ending	
	August 31, 2016	August 31, 2017
Method of Financing:		
General Revenue Fund	\$ 35,108,903	\$ 38,034,645
Total, Method of Financing	<u>\$ 35,108,903</u>	<u>\$ 38,034,645</u>
This bill pattern represents an estimated 100% of this agency's estimated total available funds for the biennium.		
Items of Appropriation:		
A. Goal: LEGISLATIVE COUNCIL		
A.1.1. Strategy: LEGISLATIVE COUNCIL	\$ 35,108,903	\$ 38,034,645
Grand Total, LEGISLATIVE COUNCIL	<u>\$ 35,108,903</u>	<u>\$ 38,034,645</u>
Estimated Allocations for Employee Benefits and Debt Service Appropriations Made Elsewhere in this Act:		
<u>Employee Benefits</u>		
Retirement	\$ 2,422,549	\$ 2,430,409
Group Insurance	4,218,255	4,587,318
Social Security	1,898,298	1,907,789
Benefits Replacement	<u>80,521</u>	<u>72,872</u>
Subtotal, Employee Benefits	<u>\$ 8,619,623</u>	<u>\$ 8,998,388</u>
<u>Debt Service</u>		
Lease Payments	<u>\$ 2,587,292</u>	<u>\$ 730,357</u>
Total, Estimated Allocations for Employee Benefits and Debt Service Appropriations Made Elsewhere in this Act	<u>\$ 11,206,915</u>	<u>\$ 9,728,745</u>

1. **Purposes for Which Appropriations May Be Expended.** Funds appropriated to the Legislative Council may be expended for payment of salaries and other necessary expenses to carry out the council's statutory powers and duties (including those powers and duties provided by Chapters 301, 323, and 326, Government Code; §§531.203, 762.011, and 2053.004, Government Code; and §276.008, Election Code) and to carry out responsibilities assigned pursuant to legislative resolution. Out of the funds appropriated above:
- (1) \$1,000,000 each shall be transferred annually to the Senate and the House of Representatives for printing costs;
 - (2) \$50,000 each shall be transferred annually to the Senate and House of Representatives for moving expenses; and
 - (3) Out of funds appropriated above, the Legislative Council shall transfer to the chamber of the Legislature for which the Council estimates it has spent or will spend less money on bill analysis services during the 2016-17 biennium, as compared to the other chamber, an amount of funds equal to the difference in the amounts estimated by the Council as spent or to be spent on bill analysis services for each chamber of the Legislature.
2. **Unexpended Balances.** Any unobligated and unexpended balances remaining as of August 31, 2015, from appropriations made to the Legislative Council are appropriated to the Legislative Council for the same purposes for the biennium beginning September 1, 2015.

LEGISLATIVE COUNCIL
(Continued)

Any unobligated and unexpended balances remaining as of August 31, 2016, from appropriations made to the Legislative Council are appropriated to the Legislative Council for the same purposes for the fiscal year beginning September 1, 2016.

3. **Appropriation of Fees: Charges for Information Services.** In addition to other amounts appropriated, there is appropriated to the Legislative Council for the fiscal years beginning September 1, 2015, and September 1, 2016, any amounts received as charges under §323.014(c), Government Code.
4. **Transfers to Legislative Agencies.** The Legislative Council may transfer amounts, as appropriate, to the Commission on Uniform State Laws and to legislative agencies as determined by the Lieutenant Governor and the Speaker of the House.

COMMISSION ON UNIFORM STATE LAWS

	For the Years Ending	
	August 31, 2016	August 31, 2017
	<u> </u>	<u> </u>
Method of Financing:		
General Revenue Fund	\$ 150,000	\$ 150,000
Total, Method of Financing	<u>\$ 150,000</u>	<u>\$ 150,000</u>
 This bill pattern represents an estimated 100% of this agency's estimated total available funds for the biennium.		
Items of Appropriation:		
A. Goal: COMMISSION ON UNIFORM STATE LAWS		
A.1.1. Strategy: COMMISSION ON UNIFORM STATE LAWS	\$ 150,000	\$ 150,000
Grand Total, COMMISSION ON UNIFORM STATE LAWS	<u>\$ 150,000</u>	<u>\$ 150,000</u>

1. **Purposes for Which Appropriations May Be Expended.** Funds appropriated to the Commission on Uniform State Laws may be expended for payment of the contribution by the State of Texas to the National Conference of Commissioners on Uniform State Laws and for payment of other necessary expenses of the commission in carrying out provisions of Chapter 762, Government Code, including the printing of the commission's report and travel expenses of members of the commission to attend the annual meeting of the National Conference of Commissioner's on Uniform State Laws and travel to the state capitol on commission business.
2. **Unexpended Balances.** Any unobligated and unexpended balances remaining as of August 31, 2015, from appropriations made to the Commission on Uniform State Laws are appropriated to the Commission on Uniform State Laws for the same purposes for the biennium beginning September 1, 2015.

Any unobligated and unexpended balances remaining as of August 31, 2016, from appropriations made to the Commission on Uniform State Laws are appropriated to the Commission on Uniform State Laws for the same purposes for the fiscal year beginning September 1, 2016.

STATE AUDITOR'S OFFICE

	For the Years Ending	
	August 31, 2016	August 31, 2017
	<u> </u>	<u> </u>
Method of Financing:		
General Revenue Fund	\$ 16,920,296	\$ 16,920,296
Appropriated Receipts	100,000	100,000
Interagency Contracts	<u>4,675,000</u>	<u>4,675,000</u>
Total, Method of Financing	<u>\$ 21,695,296</u>	<u>\$ 21,695,296</u>

STATE AUDITOR'S OFFICE
(Continued)

This bill pattern represents an estimated 100% of this agency's estimated total available funds for the biennium.

Items of Appropriation:

A. Goal: STATE AUDITOR

A.1.1. Strategy: STATE AUDITOR \$ 21,695,296 \$ 21,695,296

Grand Total, STATE AUDITOR'S OFFICE \$ 21,695,296 \$ 21,695,296

Estimated Allocations for Employee Benefits and Debt Service Appropriations Made Elsewhere in this Act:

Employee Benefits

Retirement	\$ 1,273,586	\$ 1,277,718
Group Insurance	2,066,999	2,253,470
Social Security	1,036,822	1,042,007
Benefits Replacement	<u>34,809</u>	<u>31,502</u>

Subtotal, Employee Benefits \$ 4,412,216 \$ 4,604,697

Debt Service

Lease Payments	\$ <u>1,119,935</u>	\$ <u>307,024</u>
----------------	---------------------	-------------------

Total, Estimated Allocations for Employee Benefits and Debt Service Appropriations Made Elsewhere in this Act \$ 5,532,151 \$ 4,911,721

- 1. Appropriation of Interagency Contracts.** All funds transferred to the State Auditor's Office (SAO) pursuant to interagency contracts for services provided by the SAO are appropriated to the SAO during the fiscal year in which they are received and shall be used as provided by Government Code, Chapter 321.
- 2. Appropriation of Appropriated Receipts.** All funds reimbursed to the State Auditor's Office (SAO) by governmental entities for the provision of services are appropriated to the SAO during the fiscal year in which they are received and shall be used as provided by Government Code, Chapter 321.
- 3. Unexpended Balances.** Any unobligated and unexpended balances remaining as of August 31, 2015, from appropriations made to the State Auditor's Office (SAO) from the General Revenue Fund are appropriated to the SAO for the same purposes for the biennium beginning September 1, 2015.

Any unobligated and unexpended balance remaining as of August 31, 2016, from appropriations made to the SAO from the General Revenue Fund are appropriated to the SAO for the same purposes for the fiscal year beginning September 1, 2016.

- 4. Notification of State Auditor Reports.** The State Auditor's Office shall provide copies of audit reports to the respective affected agencies and to the Legislative Audit Committee prior to public release of any audit or audit report.

LEGISLATIVE REFERENCE LIBRARY

	For the Years Ending	
	August 31, 2016	August 31, 2017
Method of Financing:		
General Revenue Fund	\$ 1,584,234	\$ 1,646,492
Appropriated Receipts	1,425	1,425
Interagency Contracts	<u>1,000</u>	<u>1,000</u>
Total, Method of Financing	<u>\$ 1,586,659</u>	<u>\$ 1,648,917</u>

LEGISLATIVE REFERENCE LIBRARY
(Continued)

This bill pattern represents an estimated 100% of this agency's estimated total available funds for the biennium.

Items of Appropriation:

A. Goal: LEGISLATIVE REFERENCE LIBRARY		
A.1.1. Strategy: LEGISLATIVE REFERENCE LIBRARY	\$ 1,586,659	\$ 1,648,917
Grand Total, LEGISLATIVE REFERENCE LIBRARY	<u>\$ 1,586,659</u>	<u>\$ 1,648,917</u>

Estimated Allocations for Employee Benefits and Debt Service Appropriations Made Elsewhere in this Act:

<u>Employee Benefits</u>		
Retirement	\$ 114,145	\$ 114,516
Group Insurance	234,879	254,881
Social Security	93,185	93,651
Benefits Replacement	<u>4,205</u>	<u>3,806</u>
Subtotal, Employee Benefits	<u>\$ 446,414</u>	<u>\$ 466,854</u>
<u>Debt Service</u>		
Lease Payments	<u>\$ 184,619</u>	<u>\$ 174,202</u>
Total, Estimated Allocations for Employee Benefits and Debt Service Appropriations Made Elsewhere in this Act	<u>\$ 631,033</u>	<u>\$ 641,056</u>

1. **Purposes for Which Appropriations May Be Expended.** Funds appropriated to the Legislative Reference Library may be expended for library administration and services, for salaries and wages, travel, consumable supplies and materials, current and recurring operating expenses, capital outlay, books and periodicals, and other necessary expenses to be expended under the direction of the Legislative Library Board.
2. **Unexpended Balances.** Any unobligated and unexpended balances remaining as of August 31, 2015, from appropriations made to the Legislative Reference Library from the General Revenue Fund are appropriated for the same purposes for the biennium beginning September 1, 2015.

Any unobligated and unexpended balances remaining as of August 31, 2016, from appropriations made to the Legislative Reference Library from the General Revenue Fund are appropriated for the same purposes for the fiscal year beginning September 1, 2016.

RETIREMENT AND GROUP INSURANCE

	For the Years Ending	
	August 31, 2016	August 31, 2017
Method of Financing:		
General Revenue Fund, estimated ¹	<u>\$ 34,147,192</u>	<u>\$ 36,428,572</u>
Total, Method of Financing	<u>\$ 34,147,192</u>	<u>\$ 36,428,572</u>
Items of Appropriation:		
A. Goal: EMPLOYEES RETIREMENT SYSTEM		
A.1.1. Strategy: RETIREMENT CONTRIBUTIONS ¹	\$ 10,002,788	\$ 10,035,244
Retirement Contributions. Estimated.		

RETIREMENT AND GROUP INSURANCE

(Continued)

A.1.2. Strategy: GROUP INSURANCE	\$ 24,144,404	\$ 26,393,328
Group Insurance Contributions. Estimated.		
Total, Goal A: EMPLOYEES RETIREMENT SYSTEM	\$ 34,147,192	\$ 36,428,572
Grand Total, RETIREMENT AND GROUP INSURANCE	<u>\$ 34,147,192</u>	<u>\$ 36,428,572</u>

¹ Incorporates Article IX, §18.11, of this Act, due to enactment of HB 9, 84th Legislature, Regular Session, relating to eliminating the 90-day waiting period for state contributions to the Employees Retirement System for Retirement, resulting in increases of \$261,765 in FY 2016 and \$260,290 in FY 2017 out of General Revenue.

SOCIAL SECURITY AND BENEFIT REPLACEMENT PAY

	For the Years Ending	
	August 31, 2016	August 31, 2017
Method of Financing:		
General Revenue Fund, estimated	\$ 8,289,520	\$ 8,307,533
Total, Method of Financing	<u>\$ 8,289,520</u>	<u>\$ 8,307,533</u>
Items of Appropriation:		
A. Goal: SOCIAL SECURITY/BENEFIT REPLACEMENT		
Comptroller - Social Security.		
A.1.1. Strategy: STATE MATCH -- EMPLOYER	\$ 8,055,183	\$ 8,095,458
State Match — Employer. Estimated.		
A.1.2. Strategy: BENEFIT REPLACEMENT PAY	<u>\$ 234,337</u>	<u>\$ 212,075</u>
Benefit Replacement Pay. Estimated.		
Total, Goal A: SOCIAL SECURITY/BENEFIT REPLACEMENT	<u>\$ 8,289,520</u>	<u>\$ 8,307,533</u>
Grand Total, SOCIAL SECURITY AND BENEFIT REPLACEMENT PAY	<u>\$ 8,289,520</u>	<u>\$ 8,307,533</u>

LEASE PAYMENTS

	For the Years Ending	
	August 31, 2016	August 31, 2017
Method of Financing:		
General Revenue Fund	\$ 7,243,209	\$ 3,352,869
Total, Method of Financing	<u>\$ 7,243,209</u>	<u>\$ 3,352,869</u>
Items of Appropriation:		
A. Goal: FINANCE CAPITAL PROJECTS		
A.1.1. Strategy: LEASE PAYMENTS	\$ 7,243,209	\$ 3,352,869
To TFC for Payment to TPFA.		& UB
Grand Total, LEASE PAYMENTS	<u>\$ 7,243,209</u>	<u>\$ 3,352,869</u>

SPECIAL PROVISIONS RELATING TO THE LEGISLATURE

Sec. 2.

- (a) A provision of the General Provisions of this Act that restricts or limits the use or transfer of appropriated funds, or that imposes a duty or places a limitation or condition precedent on a state agency, applies to entities and appropriations under this Article only to the extent that the provision by its terms specifically and expressly applies to those entities or appropriations. A general reference to "funds appropriated by this Act" or similar words is not specific and does not express application for purposes of this section.
- (b) Notwithstanding other provisions in this Article, amounts appropriated under this Article may be transferred among entities covered by this Article:
 - (1) in accordance with Chapter 326, Government Code; or,
 - (2) under a written agreement executed by the presiding officers of the Senate and House of Representatives.

Sec. 3. Authorization to Spend Unexpended Balances. Notwithstanding any other provision contained herein, a legislative agency may only spend prior year balances with the approval of its respective governing board.

**RECAPITULATION - ARTICLE X
THE LEGISLATURE
(General Revenue)¹**

	For the Years Ending	
	August 31, 2016	August 31, 2017
Senate	\$ 34,183,210	\$ 36,847,259
House of Representatives	39,413,383	44,092,421
Legislative Budget Board	11,521,713	11,521,712
Legislative Council	35,108,903	38,034,645
Commission on Uniform State Laws	150,000	150,000
State Auditor's Office	16,920,296	16,920,296
Legislative Reference Library	1,584,234	1,646,492
Subtotal, Legislature	\$ 138,881,739	\$ 149,212,825
Retirement and Group Insurance	34,147,192	36,428,572
Social Security and Benefit Replacement Pay	8,289,520	8,307,533
Subtotal, Employee Benefits	\$ 42,436,712	\$ 44,736,105
Lease Payments	7,243,209	3,352,869
Subtotal, Debt Service	\$ 7,243,209	\$ 3,352,869
TOTAL, ARTICLE X - THE LEGISLATURE	\$ 188,561,660	\$ 197,301,799

¹ Incorporates certain appropriation adjustments, including article-specific special provisions, and Article IX of HB 1 (Conference Committee Report), 84th Legislature, Regular Session; HB 6 and HB 7, 84th Legislature, Regular Session; other legislation enacted by the 84th Legislature which affects appropriations; non-substantive technical corrections and/or reconciling adjustments; and the Governor's vetoes. For specific adjustments, see agency bill patterns.

**RECAPITULATION - ARTICLE X
THE LEGISLATURE
(Other Funds)¹**

	For the Years Ending	
	August 31, 2016	August 31, 2017
State Auditor's Office	\$ 4,775,000	\$ 4,775,000
Legislative Reference Library	2,425	2,425
Subtotal, Legislature	\$ 4,777,425	\$ 4,777,425
Less Interagency Contracts	\$ 4,676,000	\$ 4,676,000
TOTAL, ARTICLE X - THE LEGISLATURE	\$ 101,425	\$ 101,425

¹ Incorporates certain appropriation adjustments, including article-specific special provisions, and Article IX of HB 1 (Conference Committee Report), 84th Legislature, Regular Session; HB 6 and HB 7, 84th Legislature, Regular Session; other legislation enacted by the 84th Legislature which affects appropriations; non-substantive technical corrections and/or reconciling adjustments; and the Governor's vetoes. For specific adjustments, see agency bill patterns.

**RECAPITULATION - ARTICLE X
THE LEGISLATURE
(All Funds)¹**

	For the Years Ending	
	August 31, 2016	August 31, 2017
Senate	\$ 34,183,210	\$ 36,847,259
House of Representatives	39,413,383	44,092,421
Legislative Budget Board	11,521,713	11,521,712
Legislative Council	35,108,903	38,034,645
Commission on Uniform State Laws	150,000	150,000
State Auditor's Office	21,695,296	21,695,296
Legislative Reference Library	<u>1,586,659</u>	<u>1,648,917</u>
Subtotal, Legislature	<u>\$ 143,659,164</u>	<u>\$ 153,990,250</u>
Retirement and Group Insurance	34,147,192	36,428,572
Social Security and Benefit Replacement Pay	<u>8,289,520</u>	<u>8,307,533</u>
Subtotal, Employee Benefits	<u>\$ 42,436,712</u>	<u>\$ 44,736,105</u>
Lease Payments	<u>7,243,209</u>	<u>3,352,869</u>
Subtotal, Debt Service	<u>\$ 7,243,209</u>	<u>\$ 3,352,869</u>
Less Interagency Contracts	<u>\$ 4,676,000</u>	<u>\$ 4,676,000</u>
TOTAL, ARTICLE X - THE LEGISLATURE	<u>\$ 188,663,085</u>	<u>\$ 197,403,224</u>

¹ Incorporates certain appropriation adjustments, including article-specific special provisions, and Article IX of HB 1 (Conference Committee Report), 84th Legislature, Regular Session; HB 6 and HB 7, 84th Legislature, Regular Session; other legislation enacted by the 84th Legislature which affects appropriations; non-substantive technical corrections and/or reconciling adjustments; and the Governor's vetoes. For specific adjustments, see agency bill patterns.


ARTICLE XI. SAVINGS CLAUSE

If any section, sentence, clause or part of this Act shall for any reason be held to be invalid, such decision shall not affect the remaining portions of this Act; and it is hereby declared to be the intention of the Legislature to have passed each sentence, section, clause, or part thereof irrespective of the fact that any other sentence, section, clause or part thereof may be declared invalid.

ARTICLE XII. EMERGENCY CLAUSE

The importance of the legislation to the people of the State of Texas and the crowded condition of the calendars in both Houses of the Legislature create an emergency and an imperative public necessity that the Constitutional Rule requiring bills to be read on three separate days in each House be suspended, and said Rule is hereby suspended; and this Act shall take effect and be in force from and after its passage, and it is so enacted.

H.B. No. 1




President of the Senate



Speaker of the House

I certify that H.B. No. 1 was passed by the House on April 1, 2015, by the following vote: Yeas 141, Nays 5, 1 present, not voting; that the House refused to concur in Senate amendments to H.B. No. 1 on April 22, 2015, and requested the appointment of a conference committee to consider the differences between the two houses; and that the House adopted the conference committee report on H.B. No. 1 on May 29, 2015, by the following vote: Yeas 115, Nays 33, 0 present, not voting; passed subject to the provisions of Article III, Section 49a, of the Constitution of the State of Texas.



Chief Clerk of the House

H.B. No. 1

I certify that H.B. No. 1 was passed by the Senate, with amendments, on April 14, 2015, by the following vote: Yeas 30, Nays 1; at the request of the House, the Senate appointed a conference committee to consider the differences between the two houses; and that the Senate adopted the conference committee report on H.B. No. 1 on May 29, 2015, by the following vote: Yeas 30, Nays 1; passed subject to the provisions of Article III, Section 49a, of the Constitution of the State of Texas.



Secretary of the Senate

I certify that the amounts appropriated in the herein H.B. No. 1, Regular Session of the 84th Legislature, are within amounts estimated to be available in the affected fund.

Certified June 9, 2015



Comptroller of Public Accounts

APPROVED: 6-20-2015

Date



Governor

FILED IN THE OFFICE OF THE
SECRETARY OF STATE
7PM O'CLOCK

Quill
JUN 20 2015
Secretary of State

PROCLAMATION

BY THE

Governor of the State of Texas

41-3456

TO ALL TO WHOM THESE PRESENTS SHALL COME:

House Bill No. 1, the General Appropriations Act, having been duly certified by the Comptroller of Public Accounts pursuant to Article III, Section 49a of the Texas Constitution, has been presented to me for action.

I am proud to sign a budget that cuts taxes, provides a record amount of funding to secure the border, improves our schools, and builds more roads. The 84th Legislature addressed the most pressing challenges in this state.

The 2016-17 Budget proves that Texas can adopt a budget where state-controlled spending is below the growth in the state's estimated population plus inflation. We must ensure that future spending continues to be restrained and prioritized by passing a constitutional amendment setting a population-plus-inflation-based growth limit. This was a priority of mine for the 84th Legislative Session, and it will continue to be one of my top priorities throughout my tenure as Governor.

In order to further reduce our state's debt burden and restrain the growth in government, this veto proclamation includes over \$233 million in discretionary reductions and almost \$295 million in overall reductions. I hereby object to and veto the following items from House Bill No. 1, and include a statement of my objections to each of those items.

Article I - General Government

Commission on the Arts

	<u>2016</u>	<u>2017</u>
A.1.3. Strategy: CULTURAL TOURISM GRANTS	\$ 5,670,000	\$ 5,670,000

5. Contingency for Cultural Districts. Included in amounts appropriated above in Strategy A.1.3, Cultural Tourism Grants, is \$5,000,000 in General Revenue in fiscal year 2016 and ~~\$5,000,000 in General Revenue in fiscal year 2017~~ for cultural and fine arts districts, as defined by Government Code, §444.031. The \$5,000,000 in General Revenue ~~in each fiscal year of the 2016-17 biennium appropriated above~~ is contingent upon sufficient revenue certified by the Comptroller of Public Accounts. The Comptroller must certify that sufficient revenue is generated from cultural and fine arts districts, as defined by Government Code, §444.031, to offset the cost of the appropriation made herein.

Any unexpended balances of these funds remaining as of August 31, 2016, are appropriated to the Commission on the Arts for the fiscal year beginning September 1, 2016, for the same purpose.

A fiscally conservative approach to governing requires limiting the rate of growth in state spending. Funding for cultural tourism grants would be substantially increased from \$1.3 million in FY 2014-15 to \$11.3 million in FY 2016-17. I therefore object to and disapprove of one year of this appropriation.

Commission on State Emergency Communications

8. Contingency for Legislation Related to Regional Poison Control Centers

Consolidation. ~~The amounts appropriated above in Strategy B.1.1, Poison Call Center Operations, are intended to cover costs for fulfilling the requirements of Health and~~

FILED IN THE OFFICE OF THE
SECRETARY OF STATE
7 PM O'CLOCK

JUN 20 2015

~~Safety Code, Chapter 777, for six Regional Poison Control Centers. Contingent on the enactment of legislation reducing the number of Regional Poison Control Centers from six to four, the appropriated amounts above in Strategy B.1.1, Poison Call Center Operations, shall be reduced by \$460,420 in fiscal year 2016 and \$471,113 in fiscal year 2017 from the General Revenue-Dedicated Commission on State Emergency Communications Account No. 5007.~~

This veto deletes a contingent rider for a bill that did not pass.

Facilities Commission

3. Capital Budget. None of the funds appropriated above may be expended for capital budget items except as listed below. The amounts shown below shall be expended only for the purposes shown and are not available for expenditure for other purposes. Amounts appropriated above and identified in this provision as appropriations either for "Lease Payments to the Master Lease Purchase Program" or for items with an "(MLPP)" notation shall be expended only for the purpose of making lease-purchase payments to the Texas Public Finance Authority pursuant to the provisions of Government Code §1232.103.

	<u>2016</u>	<u>2017</u>
a. Repair or Rehabilitation of Buildings and Facilities		
(1) Emergency Repairs	\$ 20,000,000	\$ UB
(2) Deferred Maintenance for Texas School for the Deaf	3,006,320	UB
(3) Deferred Maintenance for Facilities	219,680,852	275,496 & UB
(4) Hobby Building Complex - Renovation and Retrofit to Accommodate Additional FTEs	2,000,000	UB
Total, Repair or Rehabilitation of	<u>\$ 244,687,172</u>	<u>\$ 275,496</u>
b. Acquisition of Information Resource Technologies		
(1) Accounting System Maintenance	55,000	55,000
(2) Computer Lifecycle Replacement	96,795	96,795
Total, Acquisition of Information Resource	<u>\$ 151,795</u>	<u>\$ 151,795</u>
c. Other Lease Payments to the Master Lease Purchase Program (MLPP)		
(1) Recycling Collection Vehicles	37,617	37,617

d. Data Center Consolidation			
(1) Data Center Consolidation	254,432		259,966
e. Construction of Buildings and Facilities			
(1) Capitol Complex - Utility Infrastructure Phase One	71,335,306		UB
(2) Capitol Complex - Office Building and Parking Garage, Phase One	174,446,464		UB
(3) Capitol Complex - MLK Blvd	335,441,766		UB
(4) North Austin Complex - New Building and Parking Garage, Phase One	186,446,464		UB
(5) G. J. Sutton Building Replacement (San Antonio State Office Building)	132,000,000		UB
(6) Elias Ramirez State Office Building - New Parking Garage	26,000,000		UB
(7) Acquisition and Relocation of Department of Motor Vehicles Headquarters	57,995,000		UB
Total, Construction of Buildings and Facilities	<u>\$983,665,000</u>	\$	<u>UB</u>
f. Acquisition of Capital Equipment and Items			
(1) Secure Workplace Environment	1,013,498		UB
Total, Acquisition of Capital Equipment and Items	<u>\$ 1,013,498</u>	\$	<u>UB</u>
Total, Capital Budget	<u>\$1,229,809,514</u>	\$	<u>724,874</u>

Method of Financing (Capital Budget):

General Revenue Fund	\$ 269,246,586	\$	625,540
----------------------	----------------	----	---------

FILED IN THE OFFICE OF THE
SECRETARY OF STATE
7 pm O'CLOCK

JUN 20 2015

GR Dedicated - Federal Surplus Property Service Charge Fund Account No. 570	5,075	5,337
<u>Other Funds</u>		
Appropriated Receipts	46,869	47,234
Interagency Contracts	45,984	46,763
Bond Proceeds - General Obligation Bonds	2,800,000	UB
Bond Proceeds - Revenue Bonds	957,665,000	UB
Subtotal, Other Funds	<u>\$ 960,557,853</u>	<u>\$ 93,997</u>
Total, Method of Financing	<u>\$ 1,229,809,514</u>	<u>\$ 724,874</u>

20. Department of Motor Vehicles Headquarters Acquisition and Relocation. ~~In accordance with Government Code Chapters 1232 and 2166, the Texas Public Finance Authority shall issue revenue bonds on behalf of the Texas Facilities Commission in an amount not to exceed \$57,995,000 for the purpose of acquisition, the construction of facilities and relocation to new headquarters space for the Texas Department of Motor Vehicles. Included in the amounts appropriated to the Texas Facilities Commission, in Strategy A.2.1, Facilities Design and Construction, is \$57,995,000 in Revenue Bond Proceeds in fiscal year 2016 for acquisition and relocation to new headquarters space for the Texas Department of Motor Vehicles, pursuant to Government Code, §2166.453.~~

~~Any unexpended balances in the appropriation made herein and remaining as of August 31, 2016, are appropriated for the same purposes for the fiscal year beginning September 1, 2016.~~

22. G.J. Sutton Building Replacement. ~~In accordance with Government Code Chapters 1232 and 2166, the Texas Public Finance Authority shall issue revenue bonds on behalf of the Texas Facilities Commission in an amount not to exceed \$132,000,000 for the purpose of managing and constructing a new state office building and associated parking facilities for state use to be located on state-owned property in Bexar County at the site of the existing G.J. Sutton State Office Complex. Included in the amounts appropriated to the Texas Facilities Commission, in Strategy A.2.1, Facilities Design and Construction, is \$132,000,000 in Revenue Bond Proceeds in fiscal year 2016 for the construction of facilities at the site of the existing G.J. Sutton State Complex, pursuant to Government Code, §2166.453.~~

~~Any unexpended balances in the appropriations made herein and remaining as of August 31, 2016, are appropriated for the same purposes for the fiscal year beginning September 1, 2016.~~

To keep Texas fiscally strong, we must limit unnecessary state debt and spending. Debt service can burden the state's budget and limit the economic freedom of future generations. All debt and spending to construct new facilities should be approved only after a project has been carefully scrutinized to determine that tax dollars are spent in the most cost-effective manner. Some of the appropriations for debt and capital projects included in the 2016-17 Budget have merit because they will strategically save taxpayer

dollars by lowering lease costs. Other projects warrant more careful review. I am committed to working with state and local leaders during the interim to review these projects to ensure they are well suited for state facility and local community needs. I therefore object to and disapprove of the appropriations stricken above.

Article II – Health and Human Services

Department of State Health Services

70. Jail-Based Competency Restoration Pilot Program. Out of funds appropriated above in Strategy B.2.3, Community Mental Health Crisis Services, the Department of State Health Services shall allocate \$1,743,000 in ~~each fiscal year~~ of the 2016-17 biennium in General Revenue to be used only for the purpose of conducting a jail-based restoration of competency pilot program established under Article 46B.090 of the Code of Criminal Procedure, as a continuation of the pilot program started by the 83rd Legislature.

The Department of State Health Services shall submit interim quarterly progress reports to the Legislative Budget Board, Chair of the House Appropriations Committee, Chair of the Senate Finance Committee, Speaker of the House, and Lieutenant Governor no later than 15 business days after the end of each fiscal quarter.

This item was provided an appropriation for the first time during the 2013 Legislative session, but the pilot program was never implemented. Due to legislative action, there are now more beds available across the state for competency restoration than existed at the time the pilot program was authorized. In order to minimize the spending of limited taxpayer dollars, funding is reduced for this item. I therefore object to and disapprove of one year of this appropriation.

Article III – Education

Texas Education Agency

61. Southern Regional Education Board. ~~Out of funds appropriated above, the Texas Education Agency shall allocate funds for the purpose of paying membership fees to the Southern Regional Education Board, estimated to be \$193,000 per fiscal year.~~

The Southern Regional Education Board supports the national Common Core curriculum effort. The federal government should not determine what is taught in Texas classrooms, and Texas taxpayer dollars should not be used to finance the promotion of Common Core. I therefore object to and disapprove of this appropriation.

The University of Texas at Austin

C.2.8. Strategy: IDENTITY THEFT AND SECURITY

<u>2016</u>	<u>2017</u>
\$ 2,500,000	\$ 2,500,000

9. Appropriation for Identity Theft and Security. ~~Amounts appropriated above include \$5,000,000 in General Revenue for the 2016-17 biennium to provide research and education in the areas of identity management, protection, security, and privacy, and to develop solutions to identity problems for businesses, adults, and children at The Center for Identity at The University of Texas at Austin. The Comptroller estimates additional General Revenue of \$5,000,000 for the biennium will be available as a result of increased identity security and privacy.~~

I object to and disapprove of this appropriation, which is in addition to other appropriations to The University of Texas at Austin. If The Center for Identity is a priority, the University may use its appropriation for institutional enhancement, leverage public-private partnerships, or allocate other resources for this purpose.

Texas A&M University

	<u>2016</u>	<u>2017</u>
C.1.1. Strategy: INTERNATIONAL LAW SUMMER COURSE	\$ 137,577	\$ 137,577

~~4. International Law Summer Course. Out of funds appropriated to Texas A&M University in Strategy C.1.1, International Law Summer Course, \$137,577 in General Revenue in fiscal year 2016 and \$137,577 in General Revenue in fiscal year 2017 will be used for the International Summer Course.~~

Texas A&M University did not request funding for this item in its 2016-17 Legislative Appropriations Request. If the International Law Summer Course is a priority, the University may use its appropriation for institutional enhancement, leverage public-private partnerships, or allocate other resources for this purpose. I therefore object to and disapprove of this appropriation.

Tarleton State University

	<u>2016</u>	<u>2017</u>
C.3.2. Strategy: CENTER FOR ANTI-FRAUD	\$ 1,000,000	\$ 1,000,000

~~6. Center for Anti-Fraud, Waste and Abuse. Out of funds appropriated to Tarleton State University in Strategy C.3.2, Center for Anti-Fraud, Waste and Abuse, \$1,000,000 in General Revenue in fiscal year 2016 and \$1,000,000 in General Revenue in fiscal year 2017 will be used for the Center for Anti-Fraud, Waste, and Abuse.~~

Efforts to prevent fraud, waste and abuse are being funded at numerous state agencies. As a result, this appropriation is duplicative. If the Center for Anti-Fraud, Waste and Abuse is a priority, the University may use its appropriation for institutional enhancement, leverage public-private partnerships, or allocate other resources for this purpose. I therefore object to and disapprove of this appropriation.

Stephen F. Austin State University

	<u>2016</u>	<u>2017</u>
C.3.4. Strategy: WET CENTER Waters of East Texas Center.	\$ 500,000	\$ 500,000

~~4. Waters of East Texas Center. Out of funds appropriated to Stephen F. Austin State University in Strategy C.3.4, Waters of East Texas Center, \$500,000 in General Revenue in fiscal year 2016 and \$500,000 in General Revenue in fiscal year 2017 will be used for the Waters of East Texas Center.~~

If the WET Center is a priority, the University may use its appropriation for institutional enhancement, leverage public-private partnerships, or allocate other resources for this purpose. I therefore object to and disapprove of this appropriation.

Del Mar College

	<u>2016</u>	<u>2017</u>
O.2.1. Strategy: MARITIME MUSEUM	\$ 100,000	\$ 100,000

~~26. Del Mar College - Maritime Museum. Out of funds appropriated above in Strategy O.2.1, Maritime Museum, \$100,000 in General Revenue for fiscal year 2016 and \$100,000 in General Revenue for fiscal year 2017 shall be used for a maritime museum.~~

Del Mar College did not request funding for this item in its 2016-17 Legislative Appropriations Request. I therefore object to and disapprove of this appropriation.

Article VI – Natural Resources

Water Development Board

~~20. Water Conservation Education Grants. Included in amounts appropriated above in Strategy A.3.1, Water Conservation and Assistance, is \$1,000,000 in fiscal year 2016 from General Revenue for the purpose of providing grants to water conservation education groups. The Water Development Board shall award the grants through a competitive process, which may require grant applicants to provide private matching funds. Any unexpended balances as of August 31, 2016 in funds appropriated for this purpose are appropriated for the same purpose in the fiscal year beginning September 1, 2016.~~

A fiscally conservative budget requires eliminating appropriations that, even if well intended, are duplicative or unnecessary. While water conservation is a laudable goal and remains a key component to the state's long-term water plan, this appropriation is duplicative of existing water conservation initiatives. The Texas Water Development Board currently funds programs aimed at teaching the importance of conservation to our youth and providing educational materials to the public. In addition to numerous locally-funded conservation efforts, existing water conservation programs include TWDB Kids, Major Rivers, Raising Your Water IQ, and Water Exploration. I therefore object to and disapprove of this appropriation.

Article VIII - Regulatory

Securities Board

~~3. Contingency for HB 2493. Amounts appropriated above include \$557,352 in fiscal year 2016 and \$636,688 in fiscal year 2017 in General Revenue for the purpose of employee merit salary increases contingent upon House Bill 2493, or similar legislation relating to the classification of the agency as a Self-Directed and Semi-Independent agency, not being enacted.~~

This veto deletes a contingent rider for a bill that did not pass.

Article IX - General Provisions

Federal Funds

Sec. 13.11. Definition, Appropriation, Reporting and Audit of Earned Federal Funds.

~~(l) Contingency for HB 8. Contingent on the passage of House Bill 8 or similar legislation by the Eighty-fourth Legislature, Regular Session, which authorizes establishment of a special fund in the treasury to hold money received from the federal government and any earnings on federal money, beginning September 1, 2015, Earned Federal Funds as defined in Subsection (a) and estimated by agency in Subsection (b), Collected Revenue, would be deposited into a special fund in the treasury for federal funds and any earnings on federal money. The amounts appropriated to an agency under Articles I-VIII of this Act as General Revenue that consist of revenues collected from federal receipts, classified as Comptroller revenue object codes 3602, 3702, 3726, 3745, 3750, 3773, 3851, 3965, 3971 and 3972, and listed in Subsection (b), Collected Revenue, are eliminated and replaced by appropriations in the equivalent amount from the special fund in the treasury for federal funds and earned federal funds. The total reduction in the General Revenue Fund is estimated to be \$55,793,926 in fiscal year 2016 and \$55,694,259 in fiscal year 2017, with an offsetting appropriation increase from the special fund for federal and earned federal funds of an estimated \$55,793,926 in fiscal year 2016 and \$55,694,259 in fiscal year 2017. The amounts of the appropriation~~

FILED IN THE OFFICE OF THE
SECRETARY OF STATE
7pm O'CLOCK

JUN 20 2015

~~reduction in General Revenue and the corresponding appropriation increase from the special fund for federal and earned funds for each affected agency under Articles I-VIII of this Act are listed in Subsection (b), Collected Revenue. All remaining subsections in Section 13.11 would apply to the EFF amounts previously deposited to the General Revenue Fund, but as of September 1, 2015, deposited to a special fund in the treasury for federal funds and any earnings on federal money.~~

This veto deletes a contingent rider for a bill that did not pass.

Contingency and Other Provisions

~~**Sec. 18.15. Contingency for HB 2466.** Contingent on enactment of House Bill 2466, or similar legislation relating to the creation of a safety reimbursement program for employers participating in the workers' compensation system, by the Eighty-fourth Legislature, Regular Session, the Texas Department of Insurance is appropriated \$100,000 for fiscal year 2016 and \$100,000 for fiscal year 2017 from General Revenue-Dedicated Fund 36 to implement the provisions of the legislation.~~

This veto deletes a contingent rider for a bill that I disapproved.

~~**Sec. 18.26. Contingency for SB 424.** Contingent on enactment of SB 424, or similar legislation relating to the licensing and regulation of hospitals in this state that increases the amount of administrative penalties assessed or imposed against certain hospitals and authorizes the imposition of a fee, by the Eighty-fourth Legislature, Regular Session, the Department of State Health Services is appropriated \$622,379 for fiscal year 2016 and \$698,896 for fiscal year 2017 from General Revenue-Dedicated Hospital Licensing Account No. 129 to implement the provisions of the legislation. The "Number of Full-Time-Equivalents (FTE)" indicated in the agency's bill pattern is increased by 5.1 for each fiscal year of the 2016-17 biennium. In addition, the Department of State Health Services is authorized to expend funds from the General Revenue-Dedicated Hospital Perpetual Care Account in order to implement provisions of the legislation pertaining to the storage of medical records and any court-ordered appointment of a trustee to operate a hospital.~~

This veto deletes a contingent rider for a bill that did not pass.

~~**Sec. 18.34. Contingency for HB 14.** Contingent on enactment of House Bill 14, relating to the Texas Emissions Reduction Plan (TERP) and expanding the use of New Technology Implementation Grants (NTIG), or similar legislation by the Eighty-fourth Legislature, Regular Session, the allocation of TERP funding indicated herein for the Emissions Reduction Incentive Grant (ERIG) program is reduced by \$5,906,242 in fiscal year 2016 and by \$5,906,906 in fiscal year 2017, and the allocation for the Light-Duty Motor Vehicle Purchase and Lease Incentive (LDMVPLI) program is increased by \$5,906,242 in fiscal year 2016 and by \$5,906,906 in fiscal year 2017.~~

This veto deletes a contingent rider for a bill that did not pass.

~~**Sec. 18.42. Contingency for HB 1799.** Contingent on enactment of HB 1799, or similar legislation relating to the adoption of the Uniform Electronic Legal Material Act, by the Eighty-fourth Legislature, Regular Session, 2015, the Secretary of State is appropriated in Strategy D.1.1, Indirect Administration, \$152,000 for fiscal year 2016 from General Revenue to implement the provisions of the legislation.~~

This veto deletes a contingent rider for a bill that did not pass.

~~**Sec. 18.47. Contingency for HB 2703.** Contingent on enactment of HB 2703, or similar legislation relating to the establishment of the Texas Board of Behavior Analyst Examiners and the requirement to obtain a license to practice as a behavior analyst or~~

FILED IN THE OFFICE OF THE
SECRETARY OF STATE
7pm O'CLOCK
JUN 20 2015

~~assistant behavior analyst, by the Eighty-fourth Legislature, Regular Session, the Texas Medical Board is appropriated \$98,980 for fiscal year 2016 and \$46,360 in fiscal year 2017 from General Revenue to implement the provisions of the legislation. In addition, the "Number of Full-Time Equivalents (FTE)" indicated in the agency's bill pattern shall be increased by 1.0 FTE in each fiscal year during the 2016-2017 biennium. This appropriation is also contingent on the Texas Medical Board assessing or increasing fees sufficient to generate, in addition to revenue requirements elsewhere in this Act, during the 2016-2017 biennium, \$168,592 in excess of \$47,916,000 (Object Code 3560), contained in the Comptroller of Public Accounts' Biennial Revenue Estimate for fiscal years 2016 and 2017. The Texas Medical Board, upon completion of necessary actions to assess or increase such additional fees, shall furnish copies of the Board's minutes and other information supporting the estimated revenues to be generated for the 2016-2017 biennium under the revised fee structure to the Comptroller of Public Accounts. If the Comptroller finds the information sufficient to support the projection of increased revenues, a finding of fact to that effect will be issued and the contingent appropriation shall be made available for the intended purposes. For information purposes, the amount of increased revenue identified above reflects amounts sufficient to cover direct appropriations of \$145,340 and other direct and indirect costs (estimated to be \$23,252 for the 2016-2017 biennium).~~

This veto deletes a contingent rider for a bill that did not pass.

~~**Sec. 18.51. Contingency for HB 3481.** Contingent upon the enactment of HB 3481 or similar legislation waiving fishing license fees for Texas residents age 65 and over, the Parks and Wildlife Department is appropriated \$108,311 in General Revenue in fiscal year 2016 and \$109,822 in General Revenue in fiscal year 2017 in Strategy C.3.1, License Issuance, for increased license and stamp transactions.~~

This veto deletes a contingent rider for a bill that did not pass.

~~**Sec. 18.52. Contingency for SB 12.** Contingent on the enactment of Senate Bill 12, House Bill 3518, or similar legislation by the Eighty-fourth Legislature, Regular Session, establishing a Government Alternative Fuel Fleet Grant program, and in addition to amounts appropriated elsewhere in this Act, the Commission on Environmental Quality is appropriated \$28,770,000 in each fiscal year of the 2016-17 biennium out of the Texas Emissions Reduction Plan Account No. 5071 in the Commission on Environmental Quality's bill pattern in Strategy A.1.1, Air Quality Assessment and Planning, to be used for fleet conversion grants, alternative fueling station grants, and related administrative costs to the agency to the extent authorized by the bill. In addition, the "Number of Full-Time Equivalents (FTE)" positions in the bill pattern of the Commission on Environmental Quality is increased by 3.0 FTEs each fiscal year of the 2016-17 biennium.~~

This veto deletes a contingent rider for a bill that did not pass.

~~**Sec. 18.61. Contingency for SB 309.** Contingent on enactment of Senate Bill 309, or similar legislation relating to public access to boundary, financial, and tax rate information of certain political subdivisions, by the Eighty-fourth Legislature, Regular Session, 2015, the Comptroller of Public Accounts is appropriated in Strategy B.1.1, Accounting/Reporting, \$448,000 for fiscal year 2016 from General Revenue to implement the provisions of the legislation~~

This veto deletes a contingent rider for a bill that did not pass.

~~**Sec. 18.68. Contingency for HB 1552.** Contingent on the enactment of House Bill 1552, or similar legislation relating to oil and gas wells that traverse multiple tracts, by the Eighty-fourth Legislature, Regular Session, the Railroad Commission is hereby appropriated \$1,000,000 in fiscal year 2016 and \$1,000,000 in fiscal year 2017 to~~

~~Strategy A.1.1, Energy Resource Development out of the General Revenue Fund to implement the provisions of the legislation, including adoption of rules regarding production allocation. Any unexpended balances remaining in this appropriation on August 31, 2016, are appropriated for the same purpose for the fiscal year beginning on September 1, 2016. The Commission is authorized to exceed its cap on the "Number of Full-Time Equivalents (FTE)" positions and expend appropriated funds for capital budget purposes to implement the provisions of this legislation, contingent upon prior written approval by the Legislative Budget Board and the Governor.~~

This veto deletes a contingent rider for a bill that did not pass.

SIGNING MESSAGE

Article VII – Business and Economic Development


Department of Transportation

48. Port Capital Improvements. Out of amounts appropriated to the Department of Transportation by this Act, an amount not to exceed \$20,000,000 for the 2016-17 biennium from any available source of revenue or proceeds in Texas Mobility Fund No. 365 shall be allocated to provide funding for port capital improvement projects selected by the Port Authority Advisory Committee and approved by the Texas Transportation Commission.

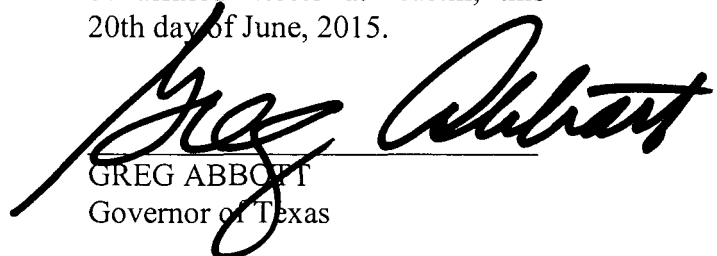
Signing Message: *While capital improvement projects for Texas ports and the resulting trade opportunities are vital to the state's economic future, using the Texas Mobility Fund for this purpose raises considerable concerns as it may violate the Texas Constitution. The Legislature should make a meaningful commitment to port capital improvement projects, but it should do so in a manner that is consistent with the Constitution.*

I have signed House Bill No. 1 together with this proclamation stating my objections in accordance with Article IV, Section 14 of the Texas Constitution.

Since this Legislature by its adjournment of the Regular Session has prevented the return of this bill, I am filing this bill and these objections in the office of the Secretary of State and giving notice thereof by this public proclamation according to the aforementioned constitutional provision.

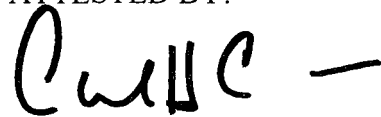


IN TESTIMONY WHEREOF, I
have signed my name officially
and caused the Seal of the State to
be affixed hereto at Austin, this
20th day of June, 2015.



GREG ABBOTT
Governor of Texas

ATTESTED BY:



CARLOS CASCOS
Secretary of State

CARLOS CASCOS
Secretary of State

FILED IN THE OFFICE OF THE
SECRETARY OF STATE
7 PM O'CLOCK

JUN 20 2015

1 2015, for Strategy A.1.1., FSP-Equalized Operations, are reduced by
2 \$710,000,000.

3 (b) Notwithstanding Rider 3, page III-5, to the bill pattern
4 of the appropriations to the Texas Education Agency in Chapter 1411
5 (S.B. 1), Acts of the 83rd Legislature, Regular Session, 2013 (the
6 General Appropriations Act), the sum certain appropriation to the
7 Foundation School Program for the state fiscal year ending August
8 31, 2015, is \$20,145,858,939.

9 SECTION 3. APPROPRIATION REDUCTION: DEPARTMENT OF
10 TRANSPORTATION. The unencumbered appropriations from the general
11 revenue fund to the Department of Transportation made by Chapter
12 1411 (S.B. 1), Acts of the 83rd Legislature, Regular Session, 2013
13 (the General Appropriations Act), for use during the state fiscal
14 biennium ending August 31, 2015, for Strategy G.1.1., General
15 Obligation Bonds, are reduced by \$22,100,000.

16 SECTION 4. APPROPRIATION REDUCTION: HEALTH AND HUMAN
17 SERVICES COMMISSION. The unencumbered appropriations from the
18 general revenue fund to the Health and Human Services Commission
19 made by Chapter 1411 (S.B. 1), Acts of the 83rd Legislature, Regular
20 Session, 2013 (the General Appropriations Act), for use during the
21 state fiscal biennium ending August 31, 2015, for Strategy D.1.1.,
22 TANF (Cash Assistance) Grants, are reduced by \$50,000,000.

23 SECTION 5. APPROPRIATION REDUCTION: DEPARTMENT OF FAMILY
24 AND PROTECTIVE SERVICES. The unencumbered appropriations from the
25 general revenue fund to the Department of Family and Protective
26 Services made by Chapter 1411 (S.B. 1), Acts of the 83rd
27 Legislature, Regular Session, 2013 (the General Appropriations

1 Act), for use during the state fiscal biennium ending August 31,
2 2015, for Strategy B.1.11., Foster Care Payments, are reduced by
3 \$33,400,000.

4 SECTION 6. APPROPRIATION REDUCTION: DEBT SERVICE PAYMENTS -
5 NON-SELF SUPPORTING G.O. WATER BONDS. (a) The unencumbered
6 appropriations from the general revenue fund to the Debt Service
7 Payments - Non-Self Supporting G.O. Water Bonds made by Chapter
8 1411 (S.B. 1), Acts of the 83rd Legislature, Regular Session, 2013
9 (the General Appropriations Act), for use during the state fiscal
10 biennium ending August 31, 2015, for Strategy A.1.1., EDAP Debt
11 Service, are reduced by \$362,107.

12 (b) The unencumbered appropriations from the general
13 revenue fund to the Debt Service Payments - Non-Self Supporting
14 G.O. Water Bonds made by Chapter 1411 (S.B. 1), Acts of the 83rd
15 Legislature, Regular Session, 2013 (the General Appropriations
16 Act), for use during the state fiscal biennium ending August 31,
17 2015, for Strategy A.1.3., WIF Debt Service, are reduced by
18 \$5,570,411.

19 SECTION 7. FACILITIES COMMISSION: CRITICAL OPERATIONS,
20 DEFERRED MAINTENANCE, AND HEALTH AND SAFETY MAINTENANCE AT
21 STATE-OWNED BUILDINGS. (a) In addition to amounts previously
22 appropriated for the state fiscal biennium ending August 31, 2015,
23 the amount of \$9,538,658 is appropriated out of the general revenue
24 fund to the Facilities Commission for Strategy B.2.1., Facilities
25 Operation, as listed in Chapter 1411 (S.B. 1), Acts of the 83rd
26 Legislature, Regular Session, 2013 (the General Appropriations
27 Act), for the two-year period beginning on the effective date of

1 this Act for critical operations, deferred maintenance, and health
2 and safety maintenance at state-owned buildings.

3 (b) The Facilities Commission shall report monthly to the
4 Legislative Budget Board, in a manner prescribed by the board,
5 regarding the use of the money appropriated in Subsection (a) of
6 this section. Each report must provide information on project
7 milestones, target completion dates, and money spent as of the date
8 of the report.

9 SECTION 8. FACILITIES COMMISSION: HEALTH AND SAFETY
10 REPAIRS AT THE TEXAS SCHOOL FOR THE DEAF. (a) In addition to amounts
11 previously appropriated for the state fiscal biennium ending August
12 31, 2015, the amount of \$10,952,024 is appropriated out of the
13 general revenue fund to the Facilities Commission for Strategy
14 B.2.1., Facilities Operation, as listed in Chapter 1411 (S.B. 1),
15 Acts of the 83rd Legislature, Regular Session, 2013 (the General
16 Appropriations Act), for the period beginning on the effective date
17 of this Act and ending on August 31, 2016, for critical operations,
18 deferred maintenance, and health and safety projects at the Texas
19 School for the Deaf.

20 (b) The Facilities Commission shall report monthly to the
21 Legislative Budget Board, in a manner prescribed by the board,
22 regarding the use of the money appropriated in Subsection (a) of
23 this section. Each report must provide information on project
24 milestones, target completion dates, and money spent as of the date
25 of the report.

26 SECTION 9. FACILITIES COMMISSION: CAPITOL COMPLEX. In
27 addition to amounts previously appropriated for the state fiscal

1 biennium ending August 31, 2015, the amount of \$500,000 is
2 appropriated out of the general revenue fund to the Facilities
3 Commission for Strategy B.2.1., Facilities Operation, as listed in
4 Chapter 1411 (S.B. 1), Acts of the 83rd Legislature, Regular
5 Session, 2013 (the General Appropriations Act), for the two-year
6 period beginning on the effective date of this Act for additional
7 architectural, engineering, and consulting services for a more
8 comprehensive and in-depth assessment of the Capitol Complex.

9 SECTION 10. FACILITIES COMMISSION: DEPARTMENT OF MOTOR
10 VEHICLES. ~~In addition to amounts previously appropriated for the~~
11 ~~state fiscal biennium ending August 31, 2015, the amount of~~
12 ~~\$500,000 is appropriated out of the general revenue fund to the~~
13 ~~Facilities Commission for Strategy B.2.1., Facilities Operation,~~
14 ~~as listed in Chapter 1411 (S.B. 1), Acts of the 83rd Legislature,~~
15 ~~Regular Session, 2013 (the General Appropriations Act), for the~~
16 ~~two-year period beginning on the effective date of this Act for~~
17 ~~engineering and architectural services, the scope of which may~~
18 ~~include land surveying, building design, closure of property, and~~
19 ~~environmental analysis.~~

20 SECTION 11. DEPARTMENT OF FAMILY AND PROTECTIVE SERVICES:
21 FOSTER CARE SHORTFALL. Notwithstanding Subsection (k), Section
22 8.02, Federal Funds/Block Grants, Article IX, Chapter 1411 (S.B.
23 1), Acts of the 83rd Legislature, Regular Session, 2013 (the
24 General Appropriations Act), in addition to amounts previously
25 appropriated for the state fiscal biennium ending August 31, 2015,
26 the amount of \$43,671,644 is appropriated out of the Temporary
27 Assistance for Needy Families (TANF) federal funds to the

1 Department of Family and Protective Services for Strategy B.1.11.,
2 Foster Care Payments, as listed in Chapter 1411 (S.B. 1), Acts of
3 the 83rd Legislature, Regular Session, 2013 (the General
4 Appropriations Act), for the state fiscal year ending August 31,
5 2015, for the purpose of providing for foster care.

6 SECTION 12. HEALTH AND HUMAN SERVICES COMMISSION: MEDICAID
7 SHORTFALL. In addition to amounts previously appropriated for the
8 state fiscal biennium ending August 31, 2015, \$75,544,927 is
9 appropriated out of the general revenue fund, and \$104,538,332 is
10 appropriated out of federal funds, to the Health and Human Services
11 Commission for Goal B, Medicaid, as listed in Chapter 1411 (S.B. 1),
12 Acts of the 83rd Legislature, Regular Session, 2013 (the General
13 Appropriations Act), for the state fiscal year ending August 31,
14 2015, for Medicaid acute care services.

15 SECTION 13. HEALTH AND HUMAN SERVICES COMMISSION: MEDICAID
16 HEALTH INSURANCE PROVIDERS FEE AND ASSOCIATED FEDERAL INCOME TAX.
17 In addition to amounts previously appropriated for the state fiscal
18 biennium ending August 31, 2015, \$79,685,024 is appropriated out of
19 the general revenue fund, and \$113,570,204 is appropriated out of
20 federal funds, to the Health and Human Services Commission for Goal
21 B, Medicaid, as listed in Chapter 1411 (S.B. 1), Acts of the 83rd
22 Legislature, Regular Session, 2013 (the General Appropriations
23 Act), for the state fiscal year ending August 31, 2015, for the
24 purpose of adjusting Medicaid capitation payments made to managed
25 care organizations providing health care services through managed
26 care plans under the Medicaid program to account for the health
27 insurance providers fee imposed under Section 9010 of the federal

1 Patient Protection and Affordable Care Act (Pub. L. No. 111-148),
2 as amended by the Health Care and Education Reconciliation Act of
3 2010 (Pub. L. No. 111-152), and the associated effects of that fee
4 on federal income taxes. Before the Health and Human Services
5 Commission makes any capitation payments to managed care
6 organizations that are adjusted using money appropriated under this
7 section, the executive commissioner of the commission shall submit
8 a report to the Legislative Budget Board that specifies:

9 (1) the methodology and bases used to determine the
10 amount of the capitation payment adjustments;

11 (2) the amounts by which capitation payments are
12 adjusted using money appropriated under this section; and

13 (3) whether any managed care organization that is a
14 recipient of a capitation payment adjustment paid using money
15 appropriated under this section was also a recipient of one or more
16 other Medicaid capitation payment adjustments paid during the state
17 fiscal biennium ending August 31, 2013, or August 31, 2015, and the
18 aggregate cost to this state of the other Medicaid capitation
19 payment adjustments paid during those bienniums.

20 SECTION 14. HEALTH AND HUMAN SERVICES COMMISSION: TEMPORARY
21 ASSISTANCE FOR NEEDY FAMILIES (TANF). Notwithstanding Subsection
22 (k), Section 8.02, Federal Funds/Block Grants, Article IX, Chapter
23 1411 (S.B. 1), Acts of the 83rd Legislature, Regular Session, 2013
24 (the General Appropriations Act), in addition to amounts previously
25 appropriated for the state fiscal biennium ending August 31, 2015,
26 the amount of \$3,055,357 is appropriated out of the Temporary
27 Assistance for Needy Families (TANF) federal funds to the Health

1 and Human Services Commission for Strategy D.1.1., TANF (Cash
2 Assistance) Grants, as listed in Chapter 1411 (S.B. 1), Acts of the
3 83rd Legislature, Regular Session, 2013 (the General
4 Appropriations Act), for the state fiscal year ending August 31,
5 2015, to provide cash assistance grants.

6 SECTION 15. TEACHER RETIREMENT SYSTEM: TRS CARE SHORTFALL.

7 In addition to amounts previously appropriated for the state fiscal
8 biennium ending August 31, 2015, \$768,100,754 is appropriated out
9 of the general revenue fund to the Teacher Retirement System for the
10 state fiscal year ending August 31, 2015, for Strategy A.2.1.,
11 Retiree Health-Statutory Funds, as listed in Chapter 1411 (S.B. 1),
12 Acts of the 83rd Legislature, Regular Session, 2013 (the General
13 Appropriations Act), for TRS Care.

14 SECTION 16. THE UNIVERSITY OF TEXAS AT AUSTIN: BUREAU FOR

15 ECONOMIC GEOLOGY. (a) In addition to amounts previously
16 appropriated for the state fiscal biennium ending August 31, 2015,
17 \$4,471,800 is appropriated out of the general revenue fund to The
18 University of Texas at Austin for the two-year period beginning on
19 the effective date of this Act for the purchase and deployment of
20 seismic equipment, maintenance of seismic networks, modeling of
21 reservoir behavior for systems of wells in the vicinity of faults,
22 and establishment of a technical advisory committee.

23 (b) From the money appropriated in Subsection (a) of this
24 section, the Bureau for Economic Geology shall use an amount as
25 determined by the technical advisory committee to enter into
26 collaborative research relationships with other universities in
27 Texas, including the Texas A&M Engineering Experiment Station, for

1 the purpose of modeling of reservoir behavior described by that
2 subsection and other data analysis.

3 (c) The technical advisory committee established using
4 money appropriated in Subsection (a) of this section must be
5 composed of nine members appointed by the governor, at least two of
6 whom represent higher education institutions and have seismic or
7 reservoir modeling experience, at least two of whom are experts
8 from the oil and gas industry, and at least one of whom is a Railroad
9 Commission of Texas seismologist. The technical advisory committee
10 shall advise on the use of the money appropriated in Subsection (a)
11 of this section and on preparation of a report to be delivered not
12 later than December 1, 2016, to the governor, the House Energy
13 Resources Committee, and the Senate Natural Resources and Economic
14 Development Committee. The report must:

15 (1) include an analysis of how money appropriated in
16 Subsection (a) of this section has been used;

17 (2) provide the monthly data collected by the seismic
18 equipment described in Subsection (a) of this section and
19 transmitted to the Incorporated Research Institutions for
20 Seismology database;

21 (3) identify the equipment and personnel costs
22 necessary to maintain the TexNet Seismic Monitoring program after
23 2016; and

24 (4) describe preliminary reservoir modeling results.

25 SECTION 17. LEE COLLEGE: PRISON HIGHER EDUCATION. In
26 addition to amounts previously appropriated for the state fiscal
27 biennium ending August 31, 2015, \$775,000 is appropriated out of

1 the general revenue fund to Lee College for the two-year period
2 beginning on the effective date of this Act for the prison higher
3 education program.

4 SECTION 18. LAMAR STATE COLLEGE - ORANGE: DAMAGES
5 ASSOCIATED WITH HURRICANE IKE. In addition to amounts previously
6 appropriated for the state fiscal biennium ending August 31, 2015,
7 \$1,077,557 is appropriated out of the general revenue fund to Lamar
8 State College - Orange for the two-year period beginning on the
9 effective date of this Act for use in addressing damages associated
10 with Hurricane Ike.

11 SECTION 19. THE UNIVERSITY OF TEXAS MEDICAL BRANCH AT
12 GALVESTON: BIO-CONTAINMENT CRITICAL CARE UNIT. In addition to
13 amounts previously appropriated for the state fiscal biennium
14 ending August 31, 2015, \$8,200,000 is appropriated out of the
15 general revenue fund to The University of Texas Medical Branch at
16 Galveston for the two-year period beginning on the effective date
17 of this Act for the Bio-Containment Critical Care Unit.

18 SECTION 20. JUDICIARY SECTION, COMPTROLLER'S DEPARTMENT:
19 ROUTH TRIAL EXPENSES. In addition to amounts previously
20 appropriated for the state fiscal biennium ending August 31, 2015,
21 \$500,000 is appropriated out of the general revenue fund to the
22 Judiciary Section, Comptroller's Department, for the two-year
23 period beginning on the effective date of this Act for the purpose
24 of transferring the money to Erath County. Money transferred under
25 this section may be used only for reimbursement of that county's
26 expenses associated with the trial of State v. Eddie Ray Routh, No.
27 CR14024 (266th Dist. Ct., Erath County, Tex. Feb. 24, 2015).

1 SECTION 21. DEPARTMENT OF CRIMINAL JUSTICE: CORRECTIONAL
2 MANAGED HEALTH CARE SHORTFALL. In addition to amounts previously
3 appropriated for the state fiscal biennium ending August 31, 2015,
4 \$42,500,000 is appropriated out of the general revenue fund to the
5 Department of Criminal Justice for the state fiscal year ending
6 August 31, 2015, for Strategy C.1.8., Hospital and Clinical Care,
7 as listed in Chapter 1411 (S.B. 1), Acts of the 83rd Legislature,
8 Regular Session, 2013 (the General Appropriations Act), for
9 correctional managed health care.

10 SECTION 22. DEPARTMENT OF PUBLIC SAFETY: BORDER SECURITY
11 SHORTFALL. In addition to amounts previously appropriated for the
12 state fiscal biennium ending August 31, 2015, \$29,253,684 is
13 appropriated out of the general revenue fund to the Department of
14 Public Safety for the state fiscal year ending August 31, 2015, for
15 Strategy A.1.3., Border Security, as listed in Chapter 1411 (S.B.
16 1), Acts of the 83rd Legislature, Regular Session, 2013 (the
17 General Appropriations Act), for border security operations.

18 SECTION 23. TEXAS MILITARY DEPARTMENT: BORDER SECURITY
19 SHORTFALL. In addition to amounts previously appropriated for the
20 state fiscal biennium ending August 31, 2015, the amount of
21 \$9,000,000 is appropriated out of the general revenue fund to the
22 Texas Military Department for the state fiscal year ending August
23 31, 2015, for border security operations.

24 SECTION 24. ANIMAL HEALTH COMMISSION: CATTLE TUBERCULOSIS.
25 In addition to amounts previously appropriated for the state fiscal
26 biennium ending August 31, 2015, the amount of \$188,736 is
27 appropriated out of the general revenue fund to the Animal Health

1 Commission for Strategy A.1.1., Field Operations, as listed in
2 Chapter 1411 (S.B. 1), Acts of the 83rd Legislature, Regular
3 Session, 2013 (the General Appropriations Act), for the two-year
4 period beginning on the effective date of this Act for the purpose
5 of combatting cattle tuberculosis.

6 SECTION 25. ANIMAL HEALTH COMMISSION: CATTLE FEVER TICK
7 QUARANTINE. In addition to amounts previously appropriated for the
8 state fiscal biennium ending August 31, 2015, the amount of
9 \$601,111 is appropriated out of the general revenue fund to the
10 Animal Health Commission for Strategy A.1.1., Field Operations, as
11 listed in Chapter 1411 (S.B. 1), Acts of the 83rd Legislature,
12 Regular Session, 2013 (the General Appropriations Act), for the
13 two-year period beginning on the effective date of this Act for the
14 purpose of instituting a quarantine zone for cattle fever ticks.

15 SECTION 26. PARKS AND WILDLIFE DEPARTMENT: BORDER SECURITY
16 SHORTFALL. In addition to amounts previously appropriated for the
17 state fiscal biennium ending August 31, 2015, \$2,095,447 is
18 appropriated out of the general revenue fund to the Parks and
19 Wildlife Department for the state fiscal year ending August 31,
20 2015, for border security operations.

21 SECTION 27. PARKS AND WILDLIFE DEPARTMENT: SAN JACINTO
22 LAWSUIT SETTLEMENT. In addition to amounts previously appropriated
23 for the state fiscal biennium ending August 31, 2015, if money is
24 recovered under an agreed final judgment in Harris County v. Waste
25 Management of Texas, Inc., No. 2011-76724-A (295th Dist. Ct.,
26 Harris County, Tex. ____ 2014), and deposited to the credit of the
27 general revenue fund, the amount of that recovered money that is

1 deposited to the credit of the general revenue fund, but not to
2 exceed \$10 million, is appropriated from that fund to the Parks and
3 Wildlife Department for the two-year period beginning on the
4 effective date of this Act for the purpose of transferring the money
5 to Harris County. Funds may be transferred to Harris County under
6 this section only in accordance with an agreement between the Parks
7 and Wildlife Department and Harris County for use along the San
8 Jacinto River and in its watershed to mitigate the effects of
9 environmental contamination and the effects of that contamination
10 on natural resources and the public use of natural resources. Funds
11 transferred under this section may be used only for one or more of
12 the following:

- 13 (1) dissemination of information pertaining to marine
14 life, wild animal life, wildlife values, and wildlife management;
- 15 (2) scientific investigation and survey of marine life
16 for the better protection and conservation of marine life;
- 17 (3) propagation and distribution of marine life, game
18 animals, and wild birds;
- 19 (4) protection of wild birds, fish, and game;
- 20 (5) research, management, and protection of the fish
21 and wildlife resources of this state;
- 22 (6) expansion and development of additional
23 opportunities of hunting and fishing in state-owned land and water;
- 24 (7) purchase, construction, and maintenance of boat
25 ramps on or near public waters; and
- 26 (8) resource protection activities.

27 SECTION 28. TEXAS DEPARTMENT OF INSURANCE: HEALTHY TEXAS

1 PROGRAM. (a) In addition to amounts previously appropriated for the
2 state fiscal biennium ending August 31, 2015, \$708,000 is
3 appropriated from the general revenue fund to the Texas Department
4 of Insurance for the state fiscal year ending August 31, 2015, for
5 Strategy A.1.1., Consumer Education and Outreach, as listed in
6 Chapter 1411 (S.B. 1), Acts of the 83rd Legislature, Regular
7 Session, 2013 (the General Appropriations Act), for agency
8 operations.

9 (b) In addition to amounts previously appropriated for the
10 state fiscal biennium ending August 31, 2015, \$1,000,000 is
11 appropriated from the general revenue fund to the Texas Department
12 of Insurance for the state fiscal year ending August 31, 2015, for
13 Strategy A.3.1., Process Rates, Forms & Licenses, as listed in
14 Chapter 1411 (S.B. 1), Acts of the 83rd Legislature, Regular
15 Session, 2013 (the General Appropriations Act), for agency
16 operations.

17 (c) In addition to amounts previously appropriated for the
18 state fiscal biennium ending August 31, 2015, \$3,592,000 is
19 appropriated from the general revenue fund to the Texas Department
20 of Insurance for the state fiscal year ending August 31, 2015, for
21 Strategy A.4.3., Healthy Texas, as listed in Chapter 1411 (S.B. 1),
22 Acts of the 83rd Legislature, Regular Session, 2013 (the General
23 Appropriations Act), for agency operations.

24 SECTION 29. VETERANS COMMISSION: FULL-TIME EQUIVALENT
25 EMPLOYEES. The Veterans Commission may use money appropriated to
26 the commission to employ 19.5 full-time equivalent employees (FTEs)
27 during the state fiscal year ending August 31, 2015, in addition to

1 the number of full-time equivalent employees (FTEs) the commission
2 is authorized by other law to employ during that state fiscal year.

3 SECTION 30. DEPARTMENT OF AGING AND DISABILITY SERVICES:
4 CERTAIN TRANSFERS. (a) The Department of Aging and Disability
5 Services may transfer for the state fiscal year ending August 31,
6 2015, a total amount of general revenue fund appropriations not to
7 exceed \$936,474 made for the state fiscal biennium ending August
8 31, 2015, from capital budget item BIP-Level 1 Screening Tool to
9 capital budget item BIP-Secure Web Portal, as listed in Chapter
10 1411 (S.B. 1), Acts of the 83rd Legislature, Regular Session, 2013
11 (the General Appropriations Act), to implement a "no wrong door"
12 provider portal.

13 (b) The limitations on transfers of capital budget item
14 appropriations, including prior approval requirements, specified
15 in Section 14.03, Limitation on Expenditures-Capital Budget,
16 Article IX, Chapter 1411 (S.B. 1), Acts of the 83rd Legislature,
17 Regular Session, 2013 (the General Appropriations Act), do not
18 apply to the transfer of capital budget item appropriations under
19 Subsection (a) of this section.

20 SECTION 31. DEPARTMENT OF AGING AND DISABILITY SERVICES:
21 CERTAIN TRANSFERS. (a) The Department of Aging and Disability
22 Services may transfer for the state fiscal year ending August 31,
23 2015, a total amount of general revenue fund appropriations not to
24 exceed \$219,550, and a total amount of federal funds appropriations
25 not to exceed \$219,551, made for the state fiscal biennium ending
26 August 31, 2015, from capital budget item Lease of Personal
27 Computers to capital budget item Software Licenses, as listed in

1 Chapter 1411 (S.B. 1), Acts of the 83rd Legislature, Regular
2 Session, 2013 (the General Appropriations Act), to purchase an
3 annual Microsoft Enterprise Subscription Agreement.

4 (b) The limitations on transfers of capital budget item
5 appropriations, including prior approval requirements, specified
6 in Section 14.03, Limitation on Expenditures-Capital Budget,
7 Article IX, Chapter 1411 (S.B. 1), Acts of the 83rd Legislature,
8 Regular Session, 2013 (the General Appropriations Act), do not
9 apply to the transfer of capital budget item appropriations under
10 Subsection (a) of this section.

11 SECTION 32. DEPARTMENT OF FAMILY AND PROTECTIVE SERVICES:
12 CERTAIN TRANSFERS. (a) The Department of Family and Protective
13 Services may transfer for the state fiscal year ending August 31,
14 2015, a total amount not to exceed \$16,520,662 of general revenue
15 fund appropriations made for the state fiscal biennium ending
16 August 31, 2015, between any department strategies, as listed in
17 Chapter 1411 (S.B. 1), Acts of the 83rd Legislature, Regular
18 Session, 2013 (the General Appropriations Act), to address
19 shortfalls.

20 (b) The limitations on transfers of appropriations,
21 including notification or prior approval requirements, specified
22 in Rider 15 (page II-40), Limitation on Transfers: CPS and APS
23 Direct Delivery Staff, and Rider 27 (page II-43), Limitation on
24 Appropriations for Day Care Services, in the bill pattern of the
25 Department of Family and Protective Services in Chapter 1411 (S.B.
26 1), Acts of the 83rd Legislature, Regular Session, 2013 (the
27 General Appropriations Act), do not apply to the transfer of

1 appropriations under Subsection (a) of this section.

2 SECTION 33. DEPARTMENT OF STATE HEALTH SERVICES: CERTAIN
3 TRANSFERS. (a) The Department of State Health Services may
4 transfer for the state fiscal year ending August 31, 2015, a total
5 amount not to exceed \$4,650,000 of general revenue fund
6 appropriations made for the state fiscal biennium ending August 31,
7 2015, between any department strategies, as listed in Chapter 1411
8 (S.B. 1), Acts of the 83rd Legislature, Regular Session, 2013 (the
9 General Appropriations Act), to address shortfalls.

10 (b) The limitations on transfers of appropriations,
11 including notification or prior approval requirements, specified
12 in Rider 13 (page II-59), Limitation: Transfer Authority, in the
13 bill pattern of the Department of State Health Services in Chapter
14 1411 (S.B. 1), Acts of the 83rd Legislature, Regular Session, 2013
15 (the General Appropriations Act), do not apply to the transfer of
16 appropriations under Subsection (a) of this section.

17 SECTION 34. HEALTH AND HUMAN SERVICES COMMISSION: CERTAIN
18 TRANSFERS. The following amounts of general revenue funds
19 appropriated for the state fiscal biennium ending August 31, 2015,
20 are transferred to the Health and Human Services Commission for the
21 state fiscal year ending August 31, 2015, for Goal B, Medicaid, as
22 listed in Chapter 1411 (S.B. 1), Acts of the 83rd Legislature,
23 Regular Session, 2013 (the General Appropriations Act), for
24 Medicaid acute care services:

25 (1) \$98,762,408 from the appropriations made to the
26 Department of Aging and Disability Services for Strategy A.2.4.,
27 Habilitation Services, as listed in Chapter 1411 (S.B. 1), Acts of

1 the 83rd Legislature, Regular Session, 2013 (the General
2 Appropriations Act);

3 (2) \$31,151,738 from the appropriations made to the
4 Department of Aging and Disability Services for Goal A, Long-Term
5 Services and Supports, as listed in Chapter 1411 (S.B. 1), Acts of
6 the 83rd Legislature, Regular Session, 2013 (the General
7 Appropriations Act);

8 (3) \$5,900,000 from the appropriations made to the
9 Department of State Health Services for Strategy B.1.4., Community
10 Primary Care Services, as listed in Chapter 1411 (S.B. 1), Acts of
11 the 83rd Legislature, Regular Session, 2013 (the General
12 Appropriations Act);

13 (4) \$101,812,581 from the appropriations made to the
14 Health and Human Services Commission for Strategy A.1.2.,
15 Integrated Eligibility and Enrollment (IEE), as listed in Chapter
16 1411 (S.B. 1), Acts of the 83rd Legislature, Regular Session, 2013
17 (the General Appropriations Act);

18 (5) \$2,722,670 from the appropriations made to the
19 Health and Human Services Commission for Strategy G.1.1., Office of
20 Inspector General, as listed in Chapter 1411 (S.B. 1), Acts of the
21 83rd Legislature, Regular Session, 2013 (the General
22 Appropriations Act);

23 (6) \$2,412,362 from the appropriations made to the
24 Health and Human Services Commission for Strategy D.1.1., TANF
25 (Cash Assistance) Grants, as listed in Chapter 1411 (S.B. 1), Acts
26 of the 83rd Legislature, Regular Session, 2013 (the General
27 Appropriations Act); and

1 (7) \$1,300,000 from the appropriations made to the
2 Department of State Health Services for Strategy B.2.3., Community
3 Mental Health Crisis Services, as listed in Chapter 1411 (S.B. 1),
4 Acts of the 83rd Legislature, Regular Session, 2013 (the General
5 Appropriations Act).

6 SECTION 35. HEALTH AND HUMAN SERVICES COMMISSION: CERTAIN
7 TRANSFERS. (a) The Health and Human Services Commission may
8 transfer for the state fiscal year ending August 31, 2015, a total
9 amount of general revenue fund appropriations not to exceed
10 \$699,627, and a total amount of federal funds appropriations not to
11 exceed \$831,367, made for the state fiscal biennium ending August
12 31, 2015, and a total amount not to exceed \$5,541,381 in capital
13 budget transfer authority from interagency contracts for that
14 biennium, from capital budget item Enterprise Information and Asset
15 Management (Data Warehouse) to capital budget item Secure Mobile
16 Infrastructure and Enterprise Communications, as listed in Chapter
17 1411 (S.B. 1), Acts of the 83rd Legislature, Regular Session, 2013
18 (the General Appropriations Act), to address shortfalls.

19 (b) The limitations on transfers of capital budget item
20 appropriations, including prior approval requirements, specified
21 in Section 14.03, Limitation on Expenditures-Capital Budget,
22 Article IX, Chapter 1411 (S.B. 1), Acts of the 83rd Legislature,
23 Regular Session, 2013 (the General Appropriations Act), do not
24 apply to the transfer of capital budget item appropriations under
25 Subsection (a) of this section.

26 SECTION 36. MIDLAND COLLEGE: AMERICAN AIRPOWER HERITAGE
27 MUSEUM. Unexpended and unencumbered amounts appropriated from the

1 general revenue fund to Midland College for Strategy AB.1.1.,
2 American Airpower Heritage Museum, as listed in Chapter 1411 (S.B.
3 1), Acts of the 83rd Legislature, Regular Session, 2013 (the
4 General Appropriations Act), for use during the state fiscal
5 biennium ending August 31, 2015, shall be distributed to the
6 Permian Basin Petroleum Museum. Before disbursing any state money,
7 Midland College must enter into a grant agreement with the Permian
8 Basin Petroleum Museum that specifies the use of the money and
9 requires that the money be spent in accordance with state law and
10 the General Appropriations Act.

11 SECTION 37. DEPARTMENT OF CRIMINAL JUSTICE: CERTAIN
12 TRANSFERS. Notwithstanding Rider 30 (page V-18), Appropriation:
13 Education and Recreation Program Receipts, in the bill pattern of
14 the Department of Criminal Justice in Chapter 1411 (S.B. 1), Acts of
15 the 83rd Legislature, Regular Session, 2013 (the General
16 Appropriations Act), the department may transfer for the state
17 fiscal year ending August 31, 2015, a total amount not to exceed
18 \$5,000,000 of general revenue fund appropriations made for the
19 state fiscal biennium ending August 31, 2015, from Strategy C.1.5.,
20 Institutional Services, as listed in Chapter 1411 (S.B. 1), Acts of
21 the 83rd Legislature, Regular Session, 2013 (the General
22 Appropriations Act), to Strategy C.1.8., Hospital and Clinical
23 Care, as listed in that chapter, to address shortfalls.

24 SECTION 38. DEPARTMENT OF PUBLIC SAFETY: LIMITATION ON
25 APPROPRIATIONS FOR RECRUIT SCHOOLS. (a) In this section:

26 (1) "New trooper" means a trooper employed by the
27 Department of Public Safety for less than 52 weeks.

1 (2) "Recruit school" and "training school" include any
2 school or other training program operated by or for the benefit of
3 the Department of Public Safety for a purpose that may include
4 training a new trooper.

5 (b) This section applies only to:

6 (1) the unexpended and unencumbered appropriations
7 from the general revenue fund to the Department of Public Safety
8 made by Chapter 1411 (S.B. 1), Acts of the 83rd Legislature, Regular
9 Session, 2013 (the General Appropriations Act), for use during the
10 state fiscal biennium ending August 31, 2015; and

11 (2) any appropriated money transferred to the
12 Department of Public Safety pursuant to Chapter 317, Government
13 Code, during the state fiscal biennium ending August 31, 2015, for
14 use by the department during that biennium.

15 (c) Money to which this section applies may be used to pay:

16 (1) any cost or expense that may be directly or
17 indirectly related to the operation of a training school or recruit
18 school that provides a new trooper with 8 weeks of training, but
19 only until 250 troopers have graduated and been employed as a result
20 of an 8-week training program; or

21 (2) compensation provided to a trooper who completes
22 the 8-week recruit school in an amount that exceeds the entry-level
23 trooper compensation.

24 SECTION 39. DEPARTMENT OF PUBLIC SAFETY: CERTAIN TRANSFER
25 AUTHORITY. Notwithstanding the transfer authority provided in
26 Section 14.01, Article IX, Chapter 1411 (S.B. 1), Acts of the 83rd
27 Legislature, Regular Session, 2013 (the General Appropriations

1 Act), and Rider 19 (page V-50), Appropriation Transfers, in the
2 bill pattern of the Department of Public Safety, a total amount that
3 exceeds \$11,312,729 in general revenue fund appropriations, or a
4 total amount that exceeds \$5,700,000 in appropriations from State
5 Highway Fund No. 6, made to the Department of Public Safety by that
6 Act, or any appropriated money transferred to the Department of
7 Public Safety pursuant to Chapter 317, Government Code, during the
8 state fiscal biennium ending August 31, 2015, for a purpose may not
9 be transferred to another appropriation item or purpose without the
10 prior written approval of the Legislative Budget Board.

11 SECTION 40. DEPARTMENT OF TRANSPORTATION: UNEXPENDED
12 BALANCE AUTHORITY FOR ENERGY SECTOR ROAD APPROPRIATIONS. Any
13 money appropriated by Section 40, Chapter 836 (H.B. 1025), Acts of
14 the 83rd Legislature, Regular Session, 2013, from the general
15 revenue fund to the Department of Transportation for transfer to
16 the Transportation Infrastructure Fund or State Highway Fund No. 6
17 and use during the two-year period beginning on the effective date
18 of that Act for road repairs in energy sectors as specified by that
19 Act that, immediately preceding the expiration of that two-year
20 period, is unexpended and unencumbered, is appropriated to the
21 department for the same purpose for the two-year period beginning
22 on the effective date of this Act.

23 SECTION 41. COMPTROLLER OF PUBLIC ACCOUNTS: TEXAS TOMORROW
24 FUND. In addition to amounts previously appropriated to the
25 comptroller of public accounts for the state fiscal biennium ending
26 August 31, 2015, \$87,671,644 is appropriated from the general
27 revenue fund to the comptroller for the state fiscal year ending


1 August 31, 2015, for the purpose of depositing that amount in the
2 Texas tomorrow fund created under Section 19, Article VII, Texas
3 Constitution.

4 SECTION 42. DEPARTMENT OF PUBLIC SAFETY: USE OF STATE
5 HOMELAND SECURITY GRANT PROGRAM FUNDS FOR UNACCOMPANIED MINORS.
6 Subject to any applicable federal law or rule, the Department of
7 Public Safety shall:

8 (1) prioritize the allocation of money appropriated to
9 the department from the State Homeland Security Grant Program
10 established by 6 U.S.C. Section 605 for state fiscal years 2014 and
11 2015 and available on or after January 1, 2014; and

12 (2) transfer projects eligible for disbursements from
13 the State Homeland Security Grant Program in state fiscal year 2014
14 to state fiscal year 2015 to increase, to the extent possible, the
15 amount of money available from the fund for use by communities in
16 this state that are located on this state's international border
17 with Mexico to provide humanitarian relief or to be reimbursed for
18 the costs related to providing humanitarian relief.

19 SECTION 43. EFFECTIVE DATE. This Act takes effect
20 immediately.




President of the Senate

H.B. No. 2


Speaker of the House

I certify that H.B. No. 2 was passed by the House on April 1, 2015, by the following vote: Yeas 148, Nays 0, 1 present, not voting; and that the House concurred in Senate amendments to H.B. No. 2 on May 28, 2015, by the following vote: Yeas 145, Nays 1, 2 present, not voting; passed subject to the provisions of Article III, Section 49a, of the Constitution of the State of Texas.



Chief Clerk of the House


I certify that H.B. No. 2 was passed by the Senate, with amendments, on May 26, 2015, by the following vote: Yeas 31, Nays 0; passed subject to the provisions of Article III, Section 49a, of the Constitution of the State of Texas.




Secretary of the Senate

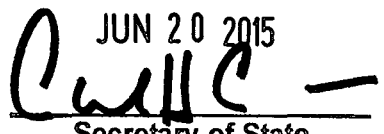
H.B. No. 2

I certify that the amounts appropriated in the herein H.B. No. 2, Regular Session of the 84th Legislature, are within amounts estimated to be available in the affected fund.

Certified June 2, 2015

Comptroller of Public Accounts

APPROVED: 6-20-2015
Date


Governor

FILED IN THE OFFICE OF THE
SECRETARY OF STATE
7pm O'CLOCK
JUN 20 2015

Secretary of State

PROCLAMATION

BY THE

Governor of the State of Texas

41-3455

TO ALL TO WHOM THESE PRESENTS SHALL COME:

House Bill No. 2, from the Eighty-Fourth Texas Legislature, Regular Session, having been duly certified by the Comptroller of Public Accounts pursuant to Article III, Section 49a of the Texas Constitution, has been presented to me for review and action. I hereby object to and disapprove the following item from House Bill No. 2, and include a statement of my objections to this item.


SECTION 10. FACILITIES COMMISSION: DEPARTMENT OF MOTOR VEHICLES. ~~In addition to amounts previously appropriated for the state fiscal biennium ending August 31, 2015, the amount of \$500,000 is appropriated out of the general revenue fund to the Facilities Commission for Strategy B.2.1., Facilities Operation, as listed in Chapter 1411 (S.B. 1), Acts of the 83rd Legislature, Regular Session, 2013 (the General Appropriations Act), for the two-year period beginning on the effective date of this Act for engineering and architectural services, the scope of which may include land surveying, building design, closure of property, and environmental analysis.~~

This veto deletes an appropriation for planning costs related to the construction of a facility for the Texas Department of Motor Vehicles. The appropriation for the construction of the Department of Motor Vehicles facility was vetoed in House Bill No. 1, the General Appropriations Act. To keep Texas fiscally strong, we must limit unnecessary state debt and spending. Facility construction should be funded only after a project has been carefully scrutinized to ensure the new construction makes the most fiscally responsible use of taxpayer dollars. I am committed to working with state leaders during the interim to ensure that facility needs are met in the most cost-efficient manner.

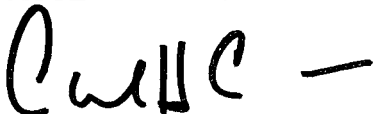
I have signed House Bill No. 2 together with this proclamation stating my objections in accordance with Article IV, Section 14 of the Texas Constitution. Since the Legislature by its adjournment has prevented the return of this bill, I am filing these objections in the office of the Secretary of State and giving notice thereof by this public proclamation according to the aforementioned constitutional provision.



IN TESTIMONY WHEREOF, I have signed my name officially and caused the Seal of the State to be affixed hereto at Austin, this 20th day of June, 2015.


GREG ABBOTT
Governor of Texas

ATTESTED BY:



CARLOS CASCOS
Secretary of State

FILED IN THE OFFICE OF THE
SECRETARY OF STATE
7:00 O'CLOCK

JUN 20 2015

Chapter 428

S.B. No. 1280 ¹

AN ACT

relating to directing payment, after approval, of certain miscellaneous claims and judgments against the state out of funds designated by this Act; making appropriations.

BE IT ENACTED BY THE LEGISLATURE OF THE STATE OF TEXAS:

SECTION 1. The following sums of money are appropriated out of the General Revenue Fund No. 0001 for payment of itemized claims and judgments plus interest, if any, against the State of Texas:

To pay claim number 95M30086 to Stanley George Winter for replacement of voided fee overpayment warrant issued April 8, 2004 \$9.80

To pay claim number 95M30204 to a confidential payee for replacement of void franchise tax refund warrant issued December 28, 2006 \$56,907.48

To pay claim number 95M30298 to a confidential payee for replacement of void franchise tax refund warrant issued December 9, 2004 \$1,743.43

To pay claim number 95M30313 to State Street Bank and Trust Company for refund of state notice filing fees collected from January 1, 2005, to October 31, 2007 \$1,042,609.39

To pay claim number 95M30314 to John H. Brooks, Independent Executor for Estate of Edward E. Suddath, for replacement of inheritance tax refund warrant issued December 6, 1999 \$424.85

To pay claim number 95M30367 to Vera Barstow/Estate of Robert

S.B. No. 1280

1 W. Barstow for replacement of void operations of vending machine
2 warrant issued December 11, 1995 \$934.00

3 To pay claim number 95M40052 to a confidential payee for
4 replacement of void franchise tax refund warrant issued November 4,
5 2002 \$795.53

6 To pay claim number 95M40055 to a confidential payee for
7 replacement of void health services refund warrant issued November
8 12, 2003 \$42.00

9 To pay claim number 95M40218 to a confidential payee for
10 replacement of two void franchise tax refund warrants issued March
11 27, 2002, and January 12, 2004 \$4,334.31

12 To pay claim number 95M40225 to Dan McCormick for replacement
13 of void warrant issued for filing fees on June 23, 2000 \$75.00

14 To pay claim number 95M40234 to a confidential payee for
15 replacement of void franchise tax warrant issued March 20,
16 1991 \$490.53

17 To pay claim number 95M40302 to a confidential payee for
18 replacement of net payroll void warrant issued December 1,
19 2004 \$888.82

20 To pay claim number 95M40308 to Friends Health Care Services
21 for health care provided to various patients between October 27,
22 2006, and July 31, 2007 \$176,370.48

23 To pay claim number 95M40309 to Friends Health Care Services
24 for health care provided to various patients between February 2,
25 2007, and July 31, 2007 \$110,164.53

26 To pay claim number 95M40335 to a confidential payee for
27 replacement of void franchise tax refund warrant issued September

S.B. No. 1280

1 14, 2004 \$68,169.30

2 To pay claim number 95M40349 to Angelitos Health Care, Inc.,
3 doing business as Angelitos Health Care, Inc., for services
4 provided from September 2, 2006, to June 15, 2007 \$17,722.67

5 To pay claim number 95M50002 to Bob G. Bailey for replacement
6 of void taxes/insurance warrant issued January 12, 1994 \$16.80

7 To pay claim number 95M50007 to D & S Residential Services,
8 LP, for mental retardation private institutional care from
9 September 1, 2010, to August 31, 2011 \$59,695.02

10 To pay claim number 95M50010 to Estate of Erwin G. Ernst for
11 replacement of void district judge travel reimbursement warrant
12 issued September 14, 1988 \$370.93

13 To pay claim number 95M50029 to a confidential payee for
14 replacement of a void franchise tax warrant issued April 8,
15 2009 \$80,491.40

16 To pay claim number 95M50043 to Harold Gaither for
17 replacement of void travel reimbursement warrant issued December 5,
18 2002 \$226.22

19 To pay claim number 95M50092 to Verizon Select Services,
20 Inc., for maintenance invoice number MN63056 and maintenance
21 invoice number MN63055 for the period from August 1, 2011, to July
22 31, 2012 \$119,463.00

23 To pay claim number 95M50143 to Connie S. Klostermann,
24 Trustee, C.B. Sealy Nursing Home, Inc., doing business as Colonial
25 Belle, for nursing home services provided from January 3, 2009, to
26 September 30, 2011, for various patients \$47,473.73

27 SECTION 2. The following sums of money are appropriated out

S.B. No. 1280

1 of the State Highway Fund No. 0006 for payment of itemized claims
2 and judgments plus interest, if any, against the State of Texas:

3 To pay claim number 94M20357 to Shell Pipeline Company LP for
4 adjustment of Chocolate Bayou Propylene Line on I-45 Expansion
5 during the period from September 1, 2004, to August 31, 2005,
6 invoice number 90019221 - agreement number U10540 - CSJ number
7 0500-03-475 \$140,939.80

8 To pay claim number 95M30231 to the City of Plano for
9 engineering expenses incurred during the period from September 1,
10 2005, to April 7, 2006, related to a traffic study project number
11 5389, invoices 1-5 \$51,968.10

12 To pay claim number 95M30242 to CenterPoint Energy Gas
13 Transmission for utility adjustments near U.S. Highway 59 in Marion
14 County from September 1, 2007, to August 31, 2008 \$84,519.05

15 To pay claim number 95M30243 to Texarkana Water Utilities for
16 water main relocation on May 7, 2010, in Cass County near F.M. 3129
17 at Union Pacific Railroad \$156,574.98

18 To pay claim number 95M30309 to Cameron County Administration
19 for right-of-way acquisition for parcel 17 local public agency
20 reimbursement \$137.85

21 To pay claim number 95M30310 to Texarkana Water Utilities for
22 reimbursement for utility adjustment on FM 559, parcel
23 U12295 \$76,183.04

24 To pay claim number 95M30347 to Upshur Rural Electric
25 Cooperative for a billing of utility adjustment parcel U11126,
26 invoice number 20090731 \$51,006.13

27 To pay claim number 95M30351 to the City of Dallas for

S.B. No. 1280

1 acquisition of land and appraisal work on parcel 4 \$175,032.00
2 To pay claim number 95M30356 to the City of Plano for
3 reimbursement of engineering expenses from September 1, 2004, to
4 August 31, 2005, for design project number 5283 \$47,370.96
5 To pay claim number 95M30357 to the City of Plano for
6 reimbursement of engineering expenses from September 1, 2008, to
7 August 31, 2009, for design project number 5283 \$33,130.73
8 To pay claim number 95M30358 to the City of Plano for
9 reimbursement of engineering expenses from September 1, 2007, to
10 August 31, 2008, for design project number 5283 \$19,862.14
11 To pay claim number 95M30359 to the City of Plano for
12 reimbursement of engineering expenses from September 1, 2006, to
13 August 31, 2007, for design project number 5283 \$78,104.34
14 To pay claim number 95M30360 to the City of Plano for
15 reimbursement of engineering expenses from September 1, 2005, to
16 August 31, 2006, for design project number 5283 \$15,080.00
17 To pay claim number 95M40004 to the San Antonio Water System
18 for reimbursement of engineering expenses for fiscal year
19 2009 \$197,036.66
20 To pay claim number 95M40005 to Entergy Texas for utility
21 work performed in fiscal year 2010 \$24,979.19
22 To pay claim number 95M40081 to Austin Energy for utility
23 relocation in fiscal year 2008 invoice number 11E209956 \$138,017.77
24 To pay claim number 95M40144 to Enbridge Pipeline (East
25 Texas), LP, for utility reimbursement April 17, 2009, invoice
26 number 2176284 \$72,573.46
27 To pay claim number 95M40273 to Enbridge Pipeline (East

S.B. No. 1280

1 Texas), LP, for utility reimbursement for fiscal year
2 2007 \$50,712.18

3 To pay claim number 95M40366 to American Electric Power for
4 utility reimbursement from April 2009 to September 2009 \$125,979.42

5 To pay claim number 95M40367 to American Electric Power for
6 utility adjustment for April 2009 to September 2009 \$175,662.61

7 To pay claim number 95M40368 to West Texas LPG Pipeline
8 Limited Partnership for utility adjustment invoice number
9 PWREM-02143-1210 \$71,022.41

10 To pay claim number 95M50018 to Enbridge Energy Partners, LP,
11 for utility reimbursement for fiscal year 2008 \$120,483.60

12 To pay claim number 95M50038 to Trinity Valley Electric
13 Cooperative, Inc., for utility adjustment invoice number 858, April
14 15, 2008 \$286,268.14

15 To pay claim number 95M50039 to Trinity Valley Electric
16 Cooperative, Inc., for utility adjustment invoice number 942, March
17 31, 2009 \$130,631.94

18 To pay claim number 95M50053 to Kinder Morgan Texas Pipeline,
19 LLC, for utility agreement from December 13, 2011, to July 1,
20 2012 \$494,812.88

21 To pay claim number 95M50127 to Kinder Morgan Operating, LP,
22 doing business as Kinder Morgan Texas Pipeline, LLC, for utility
23 adjustment for fiscal year 2012 \$242,447.70

24 To pay claim number 95M50130 to Centerpoint Energy Gas for
25 utility agreement fiscal year 2010 \$70,583.08

26 To pay claim number 95M50131 to Centerpoint Energy Gas for
27 utility agreement fiscal year 2010 \$124,330.56

S.B. No. 1280

1 To pay claim number 95M50132 to Centerpoint Energy Gas for
2 utility agreement fiscal year 2010 \$64,635.84

3 To pay claim number 95M50133 to Centerpoint Energy Gas for
4 utility agreement fiscal year 2012 \$134,749.91

5 To pay claim number 95M50253 to the City of Hurst for
6 engineering professional services from October 1, 2009, to November
7 30, 2009 \$30,950.00

8 SECTION 3. The following sums of money are appropriated out
9 of the Game, Fish, and Water Safety General Revenue Account No. 0009
10 for payment of itemized claims and judgments plus interest, if any,
11 against the State of Texas:

12 To pay claim number 95M40184 to the City of Athens for a
13 utility bill number 04-3001-00 for the period from December 19,
14 2002, to January 22, 2013 \$2,328.73

15 To pay claim number 95M40324 to Enrique Rodriguez for
16 replacement for a void game license refund warrant issued March 20,
17 2000 \$150.00

18 SECTION 4. The following sums of money are appropriated out
19 of the State Parks General Revenue Account No. 0064 for payment of
20 itemized claims and judgments plus interest, if any, against the
21 State of Texas:

22 To pay claim number 95M30191 to ONEOK, Inc., doing business
23 as Texas Gas Service, for natural gas services from June 28, 2004,
24 to September 3, 2008, for account number 910346280-1252095-00 at
25 Fort Richardson State Park at 228 Park Road 61 \$97.99

26 To pay claim number 95M30192 to ONEOK, Inc., doing business
27 as Texas Gas Service, for natural gas services from June 28, 2004,

S.B. No. 1280

1 to September 3, 2008, for account number 910346280-1112953-00 at
2 Fort Richardson State Park at 629 Depot Street \$77.69

3 SECTION 5. The following sums of money are appropriated out
4 of the Compensation to Victims of Crime General Revenue Account No.
5 0469 for payment of itemized claims and judgments plus interest, if
6 any, against the State of Texas:

7 To pay claim number 95M30370 to a confidential payee for a
8 replacement of void crime victim's compensation warrant issued July
9 13, 2000 \$940.00

10 SECTION 6. The following sums of money are appropriated out
11 of the Unemployment Compensation Clearance Account Fund No. 0936
12 for payment of itemized claims and judgments plus interest, if any,
13 against the State of Texas:

14 To pay claim number 95M30103 to John P. Lincoln, D.D.S., for a
15 replacement of a void surplus tax credit refund warrant issued
16 December 21, 2004 \$25.43

17 SECTION 7. (a) Before any claim or judgment may be paid
18 from money appropriated by this Act, the claim or judgment must be
19 verified and substantiated by the administrator of the special fund
20 or account against which the claim or judgment is to be charged and
21 be approved by the attorney general and the comptroller of public
22 accounts. Any claim or judgment itemized in this Act that has not
23 been verified and substantiated by the administrator of the special
24 fund or account and approved by the attorney general and the
25 comptroller by August 31, 2017, may not be paid from money
26 appropriated by this Act.

27 (b) Each claim or judgment paid from money appropriated by


S.B. No. 1280

1 this Act must contain such information as the comptroller of public
2 accounts requires but at a minimum must contain the specific reason
3 for the claim or judgment. If the claim is for a void warrant, the
4 claim must include a specific identification of the goods,
5 services, refunds, or other items for which the warrant was
6 originally issued. In addition, it must include a certification by
7 the original payee or the original payee's successors, heirs, or
8 assigns that the debt is still outstanding. If the claim or
9 judgment is for unpaid goods or services, it must be accompanied by
10 an invoice or other acceptable documentation of the unpaid account
11 and any other information that may be required by the comptroller.

12 SECTION 8. Subject to the conditions and restrictions in
13 this Act and provisions stated in the judgments, the comptroller of
14 public accounts is authorized and directed to issue one or more
15 warrants on the state treasury, as soon as possible following the
16 effective date of this Act, in favor of each of the individuals,
17 firms, or corporations named or claim numbers identified in this
18 Act, in an amount not to exceed the amount set opposite their
19 respective names or claim numbers and shall mail or deliver to each
20 of the individuals, firms, or corporations associated with each
21 claim one or more warrants in payment of all claims included in this
22 Act.

23 SECTION 9. This Act takes effect September 1, 2015.

¹ The text of S.B. No. 1280, the miscellaneous claims bill, is included for informational purposes. The \$5.3 million in All Funds appropriations made by this bill are not reflected in the Fiscal Programs-Comptroller of Public Accounts bill pattern.




President of the Senate




Speaker of the House

I hereby certify that S.B. No. 1280 passed the Senate on April 29, 2015, by the following vote: Yeas 31, Nays 0; passed subject to the provisions of Article III, Section 49a, of the Constitution of Texas. _____



Secretary of the Senate

I hereby certify that S.B. No. 1280 passed the House on May 14, 2015, by the following vote: Yeas 146, Nays 0, one present not voting; passed subject to the provisions of Article III, Section 49a, of the Constitution of Texas. _____



Chief Clerk of the House

Approved:

6-8-2015


Date



Governor

I, Glenn Hegar, Comptroller of Public Accounts, do hereby certify that the amounts appropriated in the herein S.B. No. 1280, Regular Session, 84th Legislature, are within the amount estimated to be available in the affected fund.

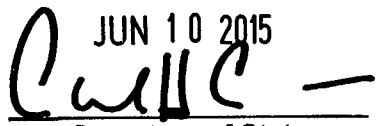
Certified MAY 20th, 2015.



Comptroller of Public Accounts

FILED IN THE OFFICE OF THE
SECRETARY OF STATE

7:45 O'CLOCK

JUN 10 2015


Secretary of State