



# STATE & LOCAL PARK FUNDING

## OVERVIEW

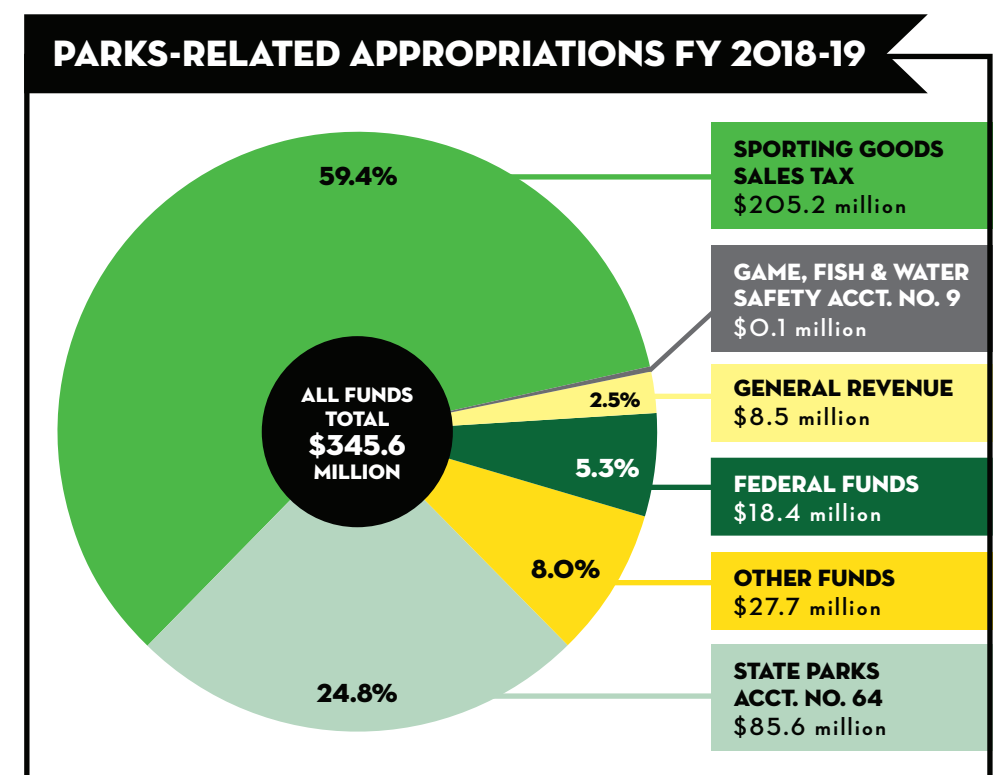
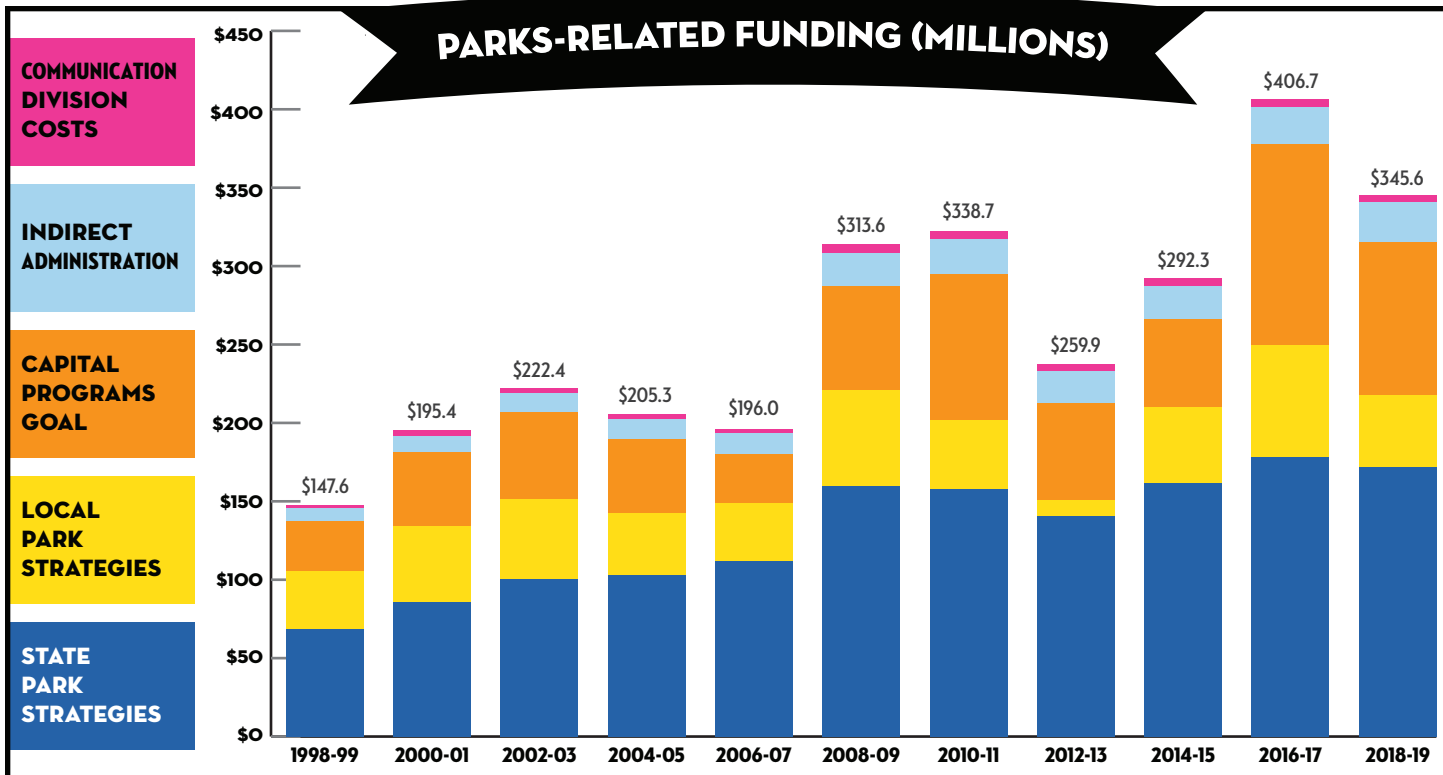
The 2018-19 appropriations to the Texas Parks and Wildlife Department (TPWD) for state and local parks total \$345.6 million in All Funds, a decrease of \$61.1 million, or 15.0 percent, from 2016-17 spending levels. The state park system consists of 95 Historic Sites, State Natural Areas, and State Parks, of which 91 are open to the public. Appropriations to TPWD provide for the operation of 95 state parks, capital programs to maintain state park infrastructure, indirect administration, and communications services. TPWD appropriations also provide matching funds for grants to local entities to acquire and develop new local parks and other recreation opportunities.

**TOTAL APPROPRIATIONS**  
**\$345.6**  
*million*  
**ALL FUNDS**  
FY 2018-19

## PARKS-RELATED APPROPRIATIONS

Funding to support state and local parks is appropriated to TPWD from a variety of sources. In the 2018-19 biennium, the 85th Legislature appropriated General Revenue (including Sporting Goods Sales Tax (SGST) revenue), General Revenue-Dedicated funds, Federal Funds, and Other Funds for state and local parks.

In the figure below, SGST appropriations include amounts transferred into General Revenue-Dedicated accounts (State Parks Account No. 64, Texas Recreation and Parks Account No. 467, Large County and Municipality Recreation and Parks Account No. 5150, and Conservation and Capital Account No. 5004). State Parks Account No. 64 appropriations shown below are from state park fees, grants, gifts, donations, and oil and gas royalties.





### STATE PARK STRATEGIES

State Parks are not self-supporting and require an appropriation from the legislature. Funding for the State Park Strategies in the 2018-19 biennium totals \$171.6 million, which is a decrease of \$6.4 million, or 3.6 percent, from the 2016-17 biennium. TPWD utilizes these funds to operate the state park system, provide interpretive services, and perform minor maintenance. Appropriations for State Parks come from Strategies B.1.1, State Park Operations, B.1.2, Parks Minor Repair Program, and B.1.3, Parks Support.

The 95 Historic Sites, State Natural Areas, and State Parks in the system are located throughout the state and organized into regions. The system has seen increased utilization over the years and has generated substantial revenue.

**95**

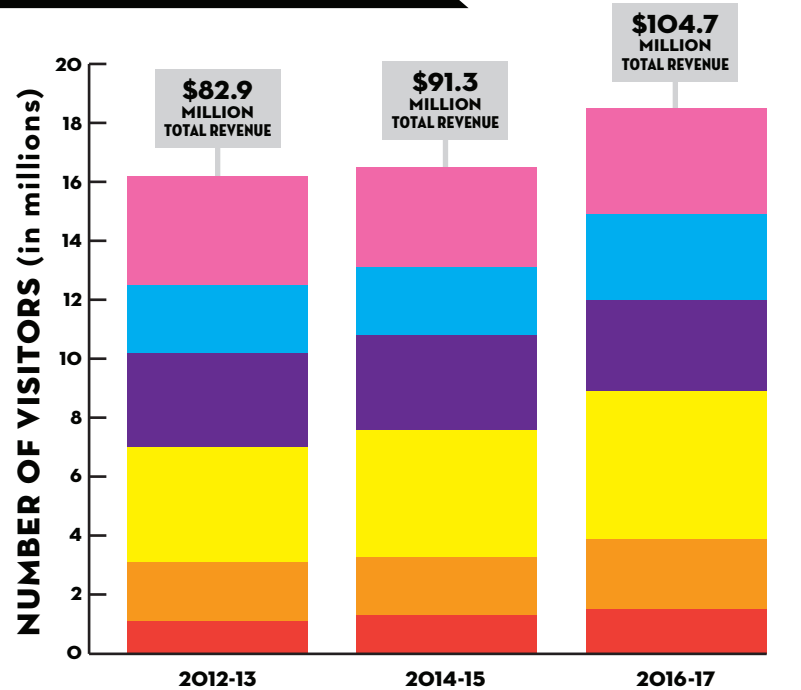
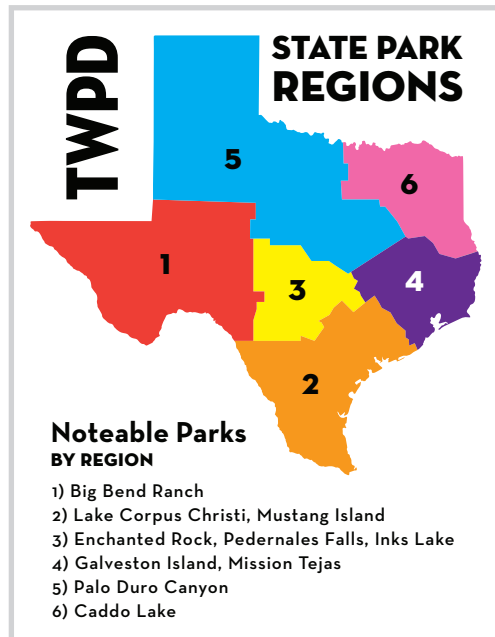
HISTORIC SITES  
NATURAL AREAS  
*and*  
STATE PARKS

### LOCAL PARK STRATEGIES

TPWD provides grants to local units of government and other entities for outdoor recreation development. Funding for the 2018-19 biennium totals \$46.2 million, which is a decrease of \$25.6 million, or 35.7 percent, from the 2016-17 biennium. Of this amount, \$28.7 million (including \$23.9 million SGST transfers) is for grants to local parks and \$17.5 million is for boating access and other grants for recreational opportunities.

The demand for grants is greater than the amount available in each biennia and local entities generally need to match the state grant funds with local resources. Local park grants are made from Strategies B.2.1, Local Park Grants, and B.2.2, Boating Access and Other Grants.

### STATE PARK VISITATION & REVENUE



### LOCAL PARK GRANTS

