



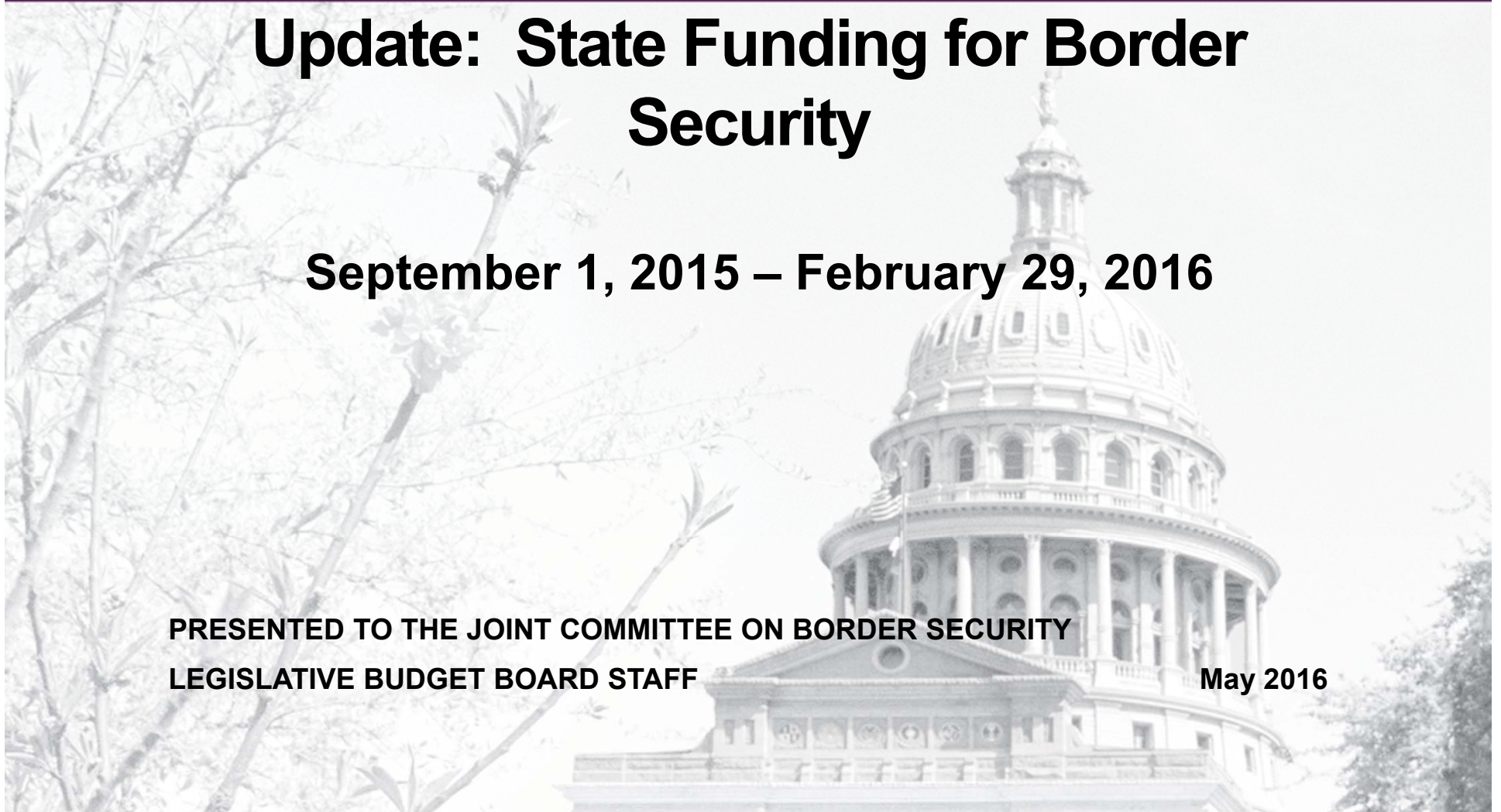
LEGISLATIVE BUDGET BOARD

Update: State Funding for Border Security

September 1, 2015 – February 29, 2016

**PRESENTED TO THE JOINT COMMITTEE ON BORDER SECURITY
LEGISLATIVE BUDGET BOARD STAFF**

May 2016



Update: State Funding for Border Security

These materials include information on the following topics:

1. Historical funding for border security
2. Actions of the 84th Legislature: Border Security Initiative / House Bill 11
3. Status of Border Security Initiative appropriations by agency
4. Informational Appendix – Federal Statistics
5. References

Historical Funding for Border Security

Total All Funds Appropriations for Border Security (In Millions, All Funds)

Biennium	DPS	TPWD	Gov.	TDCJ	TMD	TABC	TCOLE	TOTAL
2008-09	\$ 108.2	\$ 2.1	\$ -	\$ -	\$ -	\$ -	\$ -	\$ 110.3
2010-11	102.1	4.3	13.3	0.5	-	-	-	120.1
2012-13	212.9	4.7	4.0	0.5	-	-	-	222.1
2014-15	478.9	11.2	6.8	0.5	59.0	-	-	556.2
2016-17	789.4	9.9	38.4	0.5	-	1.2	0.2	839.6
TOTAL:	\$ 1,691.5	\$ 32.2	\$ 62.4	\$ 1.9	\$ 59.0	\$ 1.2	\$ 0.2	\$ 1,848.3
	91.51%	1.74%	3.38%	0.10%	3.19%	0.06%	0.01%	100.0%

As a percentage of total funding since 2008-09

Includes Operation Stonegarden Federal Funds in FY 2014-2017

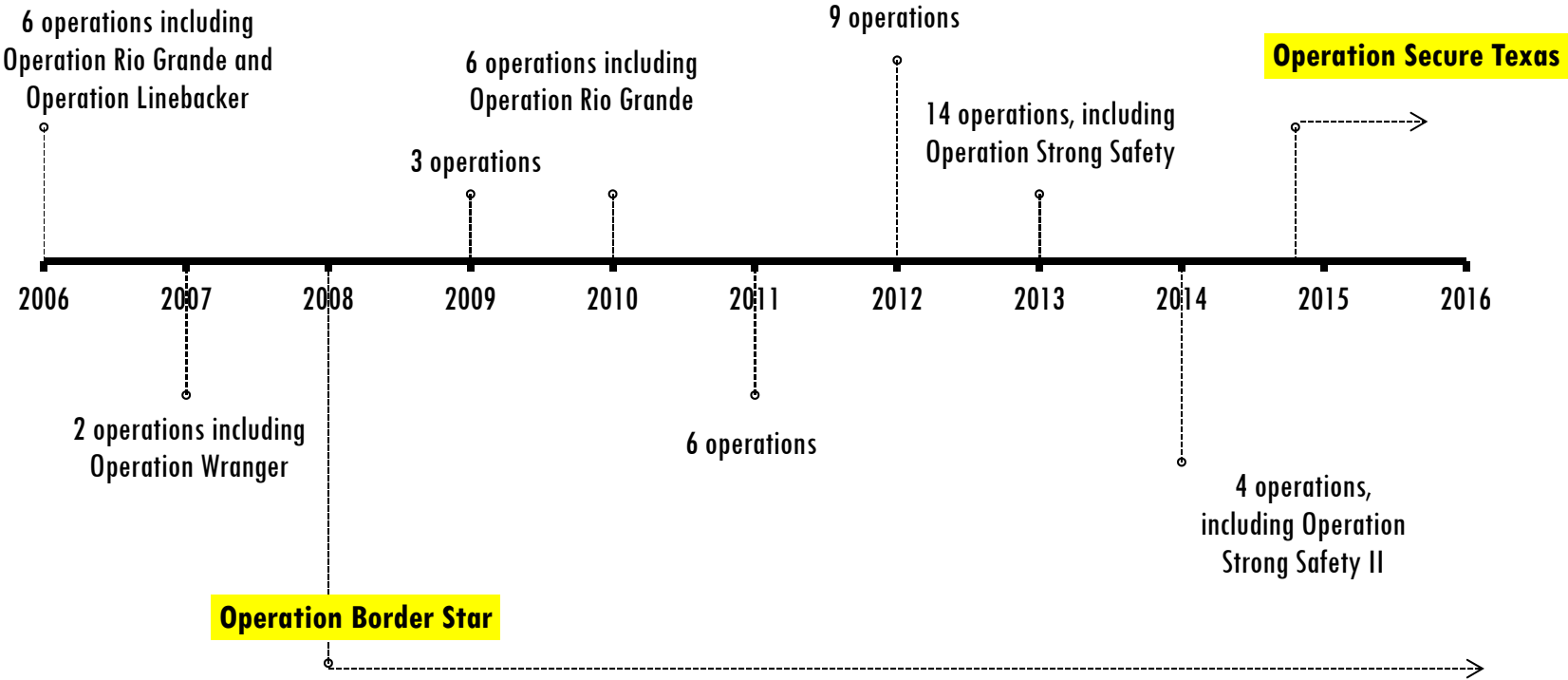
Source: LBB

A Decade of State Funding: FY 2008-17

Since fiscal year 2008 the Legislature has appropriated funds for a diverse range of border security-related purposes, including:

- (DPS) Grants to local law enforcement for costs related to surge operations;
- (DPS) Schedule C salary raises for law enforcement officers, overtime for troopers, new Texas Ranger division, and recruit training schools;
- (DPS) Acquisition and installation of motion-activated border cameras as part of Operation Drawbridge;
- (DPS) Development and staffing of Joint Operation Intelligence Centers in the border region and the Border Security Operations Center in the agency's Austin headquarters;
- (DPS) Acquisition of aircraft and replacement vehicles;
- (DPS) Establishment of the Tactical Marine Unit, including tactical patrol boats;
- (DPS) Crime laboratory equipment, DNA testing, and construction of a new crime laboratory in Laredo;
- (DPS) Funding to reimburse the Texas Military Department for participation in Operation Secure Texas;
- (DPS) Grants to transition law enforcement agencies to the National Incident Based Reporting System;
- (DPS) Support for the Trans-Texas Information Center and joint training facilities
- (TPWD) Additional Game Warden positions, overtime, patrol boats, vehicles, and night-vision goggles;
- (Trusted Programs Within the Office of the Governor) Funding for prosecution resources, equipment and training, and expanded anti-gang efforts; and
- (TDCJ) Funding for agency's Office of the Inspector General to collect and analyze gang-related intelligence.

State-initiated Border Security Operations



Source: LBB

House Bill 11

House Bill 11, Eighty-fourth Legislature, Regular Session, 2015 expanded and codified the state's long-term capacity to enhance security in the Texas-Mexico border region through the following provisions:

- established a Transnational and Organized Crime Division within the Office of the Attorney General with prosecution and human trafficking units to assist certain law enforcement agencies and prosecutors;
- authorized the Department of Public Safety (DPS) to define the daily and weekly hourly work load for DPS commissioned officers to be 10 hours and 50 hours, respectively;
- authorized DPS, at the time a commissioned officer is hired, to elect to credit up to 4 years of experience as a peace officer in the state as years of service for the purpose of calculating the officer's salary;
- authorizes DPS to accept a person applying to the trooper trainee academy if the person has served four or more years in the U.S. armed forces, received an honorable discharge, and meets all other department requirements;

House Bill 11, continued

- established the basis for more transparent and effective data sharing by law enforcement agencies;
- allowed judges to authorize wiretaps to provide evidence of aggregated promotion of prostitution and compelling prostitution offenses;
- established more stringent penalties for the smuggling of humans and illegal contraband through the border region and added a new crime involving the continuous smuggling of human beings;
- required the Department of Public Safety to establish a goal that each local law enforcement agency to implement a National Incident-Based Reporting System by September 1, 2019;
- required DPS to implement a strategy for providing to federal authorities and to local law enforcement authorities working with those federal authorities at international checkpoints assistance in the interdiction of weapons, bulk currency, stolen vehicles, and other contraband, and of fugitives being smuggled into Mexico;

House Bill 11, continued

- reenacted statute pertaining to the Texas Anti-Gang Grant Program to require the Office of the Governor's Criminal Justice Division to administer a competitive grant program to support regional and multidisciplinary approaches to combat gang violence;
- authorized DPS to establish a reserve corps of former DPS officers, which the director may call into service as needed;
- required a certain sheriff's department and municipal police department to jointly establish and operate the Texas Transnational Intelligence Center;
- required DPS to periodically review the department's existing IT system to determine whether: the system's security should be upgraded; system provides the department with the best ability to monitor and investigate criminal activity on the internet; make any necessary improvements to the department's IT system.

State Appropriations for Border Security, FY 2016-17

Total by Method of Finance (MOF)

General Revenue Fund 01	\$	771,793,462
GR Radio Infrastructure Acct 5153		16,378,348
GR-D L E Education Acct 116		1,181,667
GR-D Criminal Jus Plan Acct 421		6,000,000
GR Refunds Boat Tax Acct 8016		4,684,952
Border Security Initiative Total:	\$	800,038,429

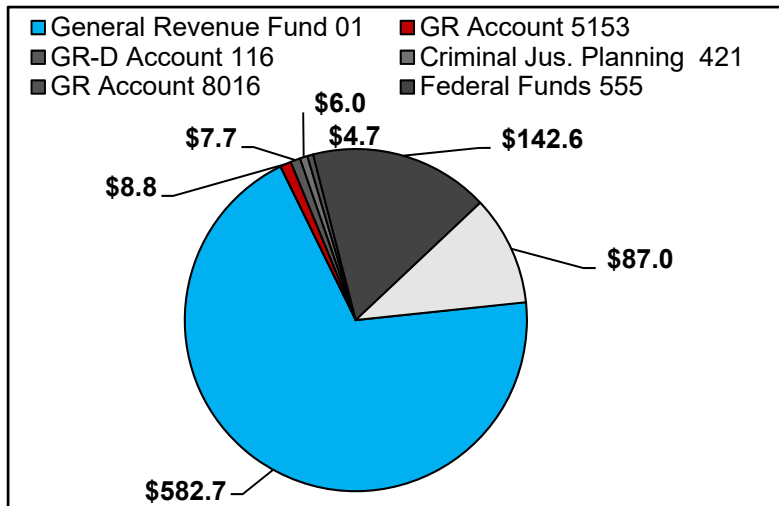
Border
Security
Initiative

Federal Funds 555	38,844,636
Criminal Justice Grants 444	700,000

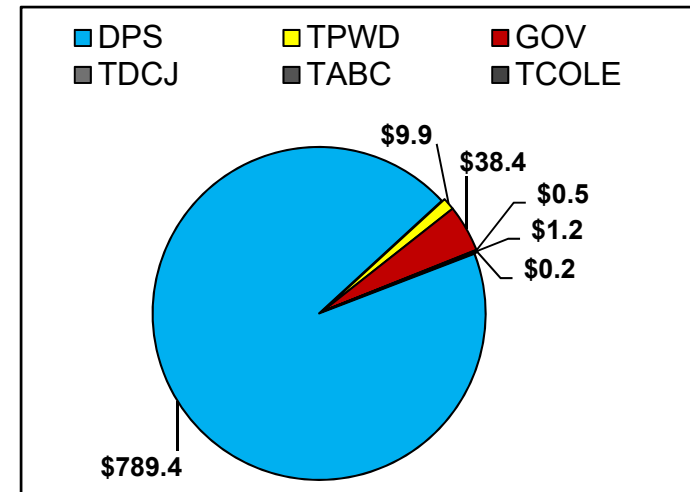
All Funds Total by Agency

DPS	\$	789,378,116
TPWD		9,948,664
GOV		38,400,000
TDCJ		450,000
TABC		1,184,618
TCOLE		221,667

Total, All Funds \$ 839,583,065



Total, All Funds \$ 839,583,065



Detail on State Appropriations (All Funds) for Border Security, FY 2016-17

		Dollars		
Agency	Method of Finance	Appropriated, FY 2016-17		Funding Item Purpose
DPS	001	\$ 305.1		Border security-related base
DPS	001	142.6		10-hour work day
DPS	001	83.4		Operation Strong Safety II
DPS	001	87.0		250 new troopers
DPS	001	20.0		Transfer troopers
DPS	001	72.0		Transitional funding for TMD and OSS II
DPS	001	8.8		New Texas Ranger Division
DPS	001	7.5		Fully-equipped Pilatus aircraft
DPS	001	2.4		Texas Transnational Intelligence Center
DPS	001	2.0		Multiuse training facility
DPS	001	1.6		South Texas College - Excellence
DPS	116	1.0		NIBRS grant funding
DPS	5153	16.4		NIBRS grant funding
		\$ 749.8		
TPWD	001	5.3		19 additional Wardens (with equipment)
TPWD	8016	4.7		Border security operations
		\$ 9.9		
GOV	001	3.0		Additional prosecution resources
GOV	001	10.2		Grants for anti-gang activities
GOV	001	3.0		Contract w/ TMD to install border cameras
GOV	001	10.2		Local border security grants (moved from DPS)
GOV	001	6.0		Sustain year-round flight capability for helicopters
GOV	421	6.0		Prosecution resources (grants)
		\$ 38.4		
TABC	001	\$ 1.2		Fund 6 Special Investigations Unit (SIU) agents
TDCJ	001	0.5		To agency's Office of Inspector General
TCOLE	116	0.2		2.0 FTEs to assist DPS with border investigations
		\$ 800.0		
DPS	555	\$ 38.8		Operation Stonegarden (estimated)
DPS	444	0.7		Criminal Justice Grants (estimated)
<i>Additional funds appropriated for border security in the GAA</i>		\$ 39.5		
		\$ 839.6		

Article IX, Sec. 7.09

Article IX, Section 7.11, 2016-17 GAA

(a) The Department of Public Safety, Texas Military Department, Texas Parks and Wildlife Department, Trusteed Programs Within the Office of the Governor, Texas Department of Criminal Justice, Texas Alcoholic Beverage Commission, Texas Commission on Law Enforcement, and any other agency as requested by the Legislative Budget Board, shall report all budgeted and expended amounts and performance results for border security as of January 31st and August 31st of each fiscal year to the Legislative Budget Board.

(b) In this section, border security is defined as activities associated with deterring crimes and enforcing state laws related to offenses listed in the Texas Government Code, Section 772.0071, or hunting and fishing laws related to poaching, or for which Texas receives federal grants intended to enhance law enforcement, or that relate to federal law enforcement operations, between designated entry and exit points in counties:

(1) adjacent to or a portion of which is located within 20 miles of an international border; or

(2) adjacent to two counties located on an international border with a population of more than 5,000 and less than 7,500 according to the most recent decennial census; or

(3) adjacent to the Gulf Intracoastal Waterway, as defined by the Texas Transportation Code, Section 51.002(4).

(c) This report shall be provided not later than 30 days after the reporting period specified in Subsection (a) and in a manner prescribed by the Legislative Budget Board. The report shall include, at a minimum:

(1) expended amounts and performance results for activities related to enforcing laws listed in Subsection (b) that occurring:

(A) in each county in Subsection (b) as well as for activities statewide that support the definition included in Subsection (b); enforcement of those laws in these counties, and

(B) in any geographic region outside of the counties included in Subsection (b), as requested, such as areas identified as smuggling corridors;

(2) the method of finance of budgeted and expended amounts;

(3) the object of expense of budgeted and expended amounts; and

(4) regular and overtime pay.

Article IX, Section 7.11, 2016-17 GAA



Source: LBB

Implementation of Article IX, Section 7.11, 2016-17 GAA

- Met with and have ongoing dialogue with agencies listed in the rider
- Divided reporting into categories to allow information to easily be tied to the General Appropriations Act and other relevant legislation
- Template for reporting financial information was finalized and distributed to agencies in November 2015
- All agencies have provided a report to date; 7 of the 8 agencies did so using the definition in the rider and the template
- LBB staff is working to finalize performance information that will be reported

Overview of Border Security Expenditures (All Funds)

Agencies completing LBB template

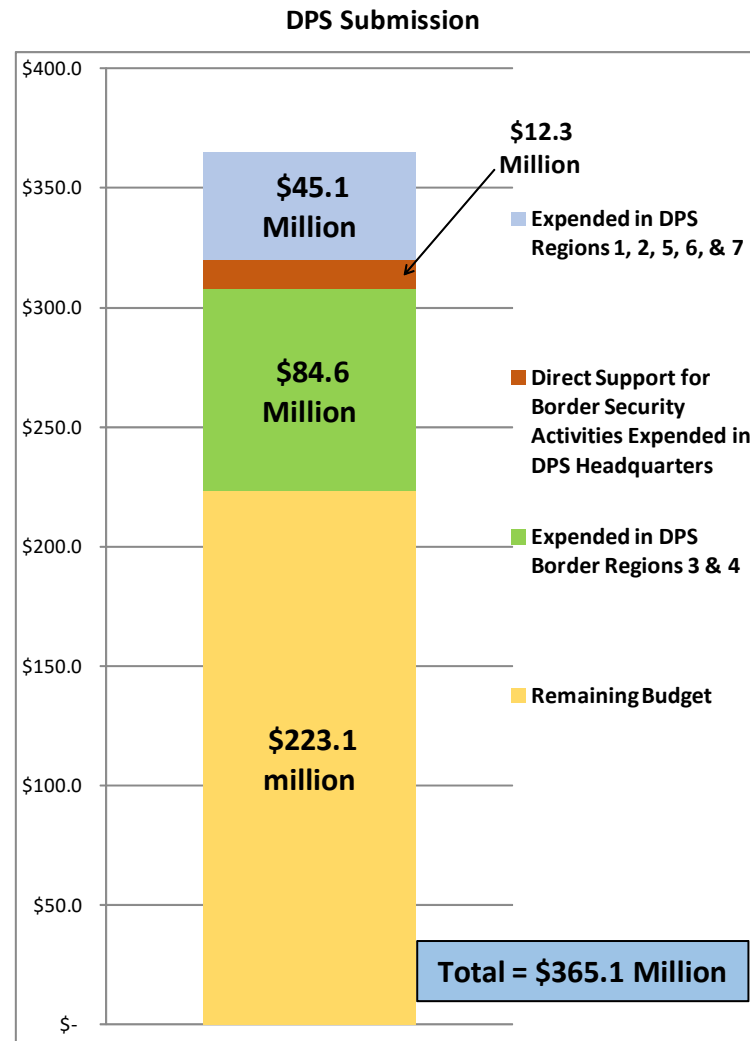
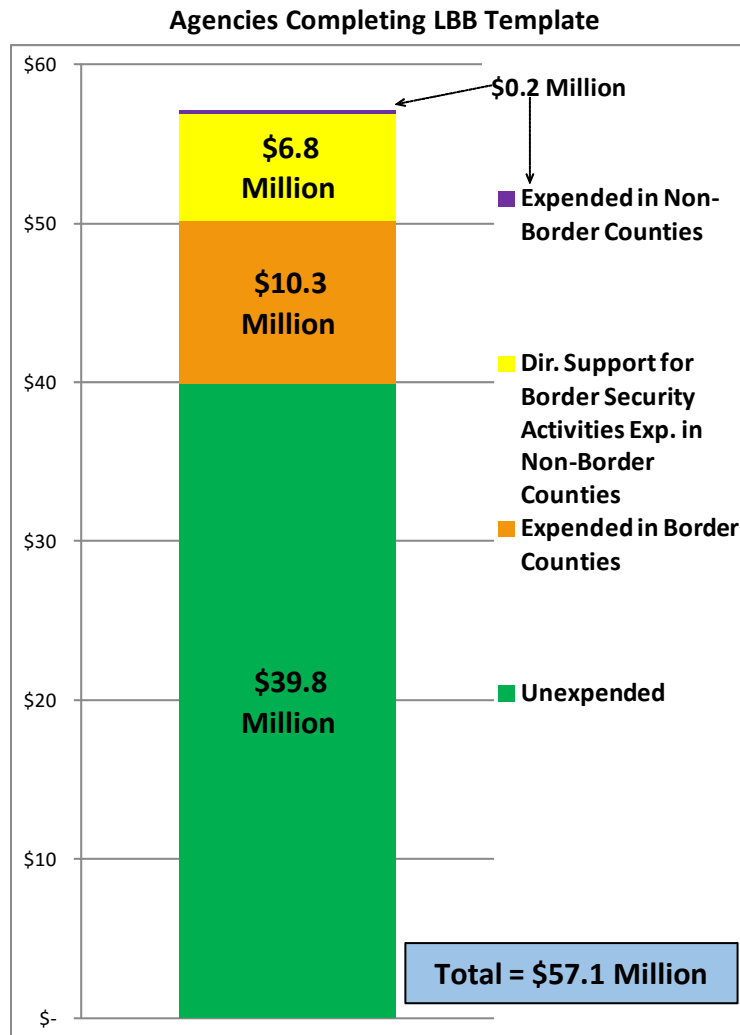
	Appropriated for 2016	Expended in Border Counties	Expended in Non-Border Counties (Direct Support)	Expended in Non-Border Counties	Total Expended
Trusted Programs (Office of the Governor)	\$ 47,889,174	\$ 8,014,453	\$ 6,712,764	\$ -	\$ 14,727,218
Office of the Attorney General [*]	658,736	658,736	-	-	658,736
Texas Department of Criminal Justice	772,253	235,991	143,431	-	379,422
Texas Alcoholic Beverage Commission	684,510	377,147	-	-	377,147
Texas Commission on Law Enforcement	75,167	-	-	-	-
Texas Military Department ^{**}	16,900,000	10,765,356	-	-	10,765,356
Parks and Wildlife Department ^{***}	8,375,227	2,333,816	31,153	224,826	2,589,794
TOTAL:	\$ 75,355,067	\$ 22,385,499	\$ 6,887,348	\$ 224,826	\$ 29,497,673
Less IACs to TMD, TPWD:	\$ (18,220,321)	\$ (12,085,677)	\$ (185,861)	\$ -	\$ (12,271,537)
TOTAL, less IACs to TMD, TPWD:	\$ 57,134,746	\$ 10,299,822	\$ 6,701,488	\$ 224,826	\$ 17,226,136

Overview of Border Security Expenditures (All Funds)

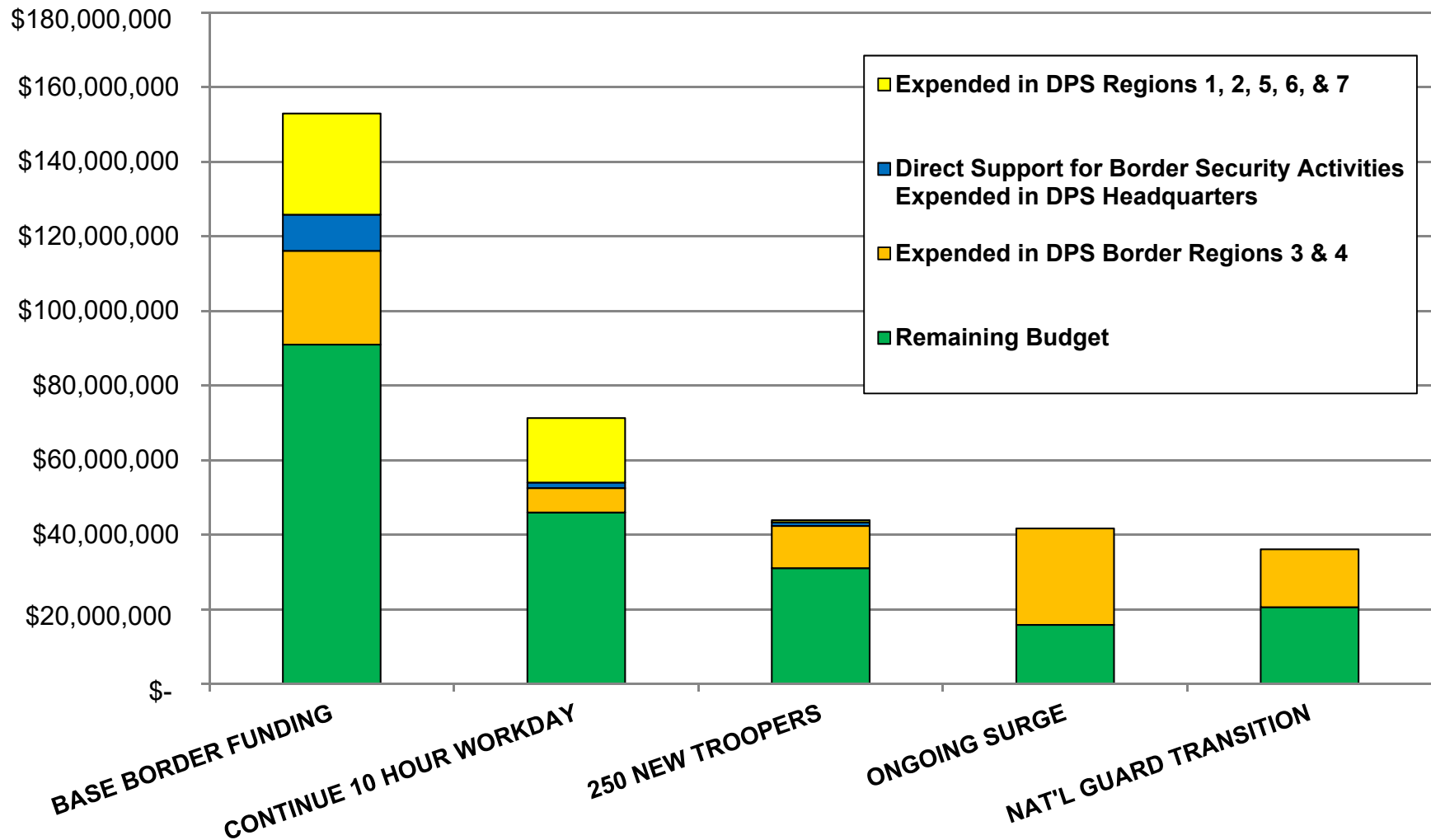
DPS submission

		Direct Support - Activities			
Appropriated for 2016	Expended in DPS Border Regions 3 & 4	Expended in DPS Headquarters	Expended in DPS Regions 1, 2, 5, 6, & 7	Total Expended	
Department of Public Safety	\$ 365,111,435	\$ 84,638,910	\$ 12,288,014	\$ 45,055,445	\$ 141,982,369

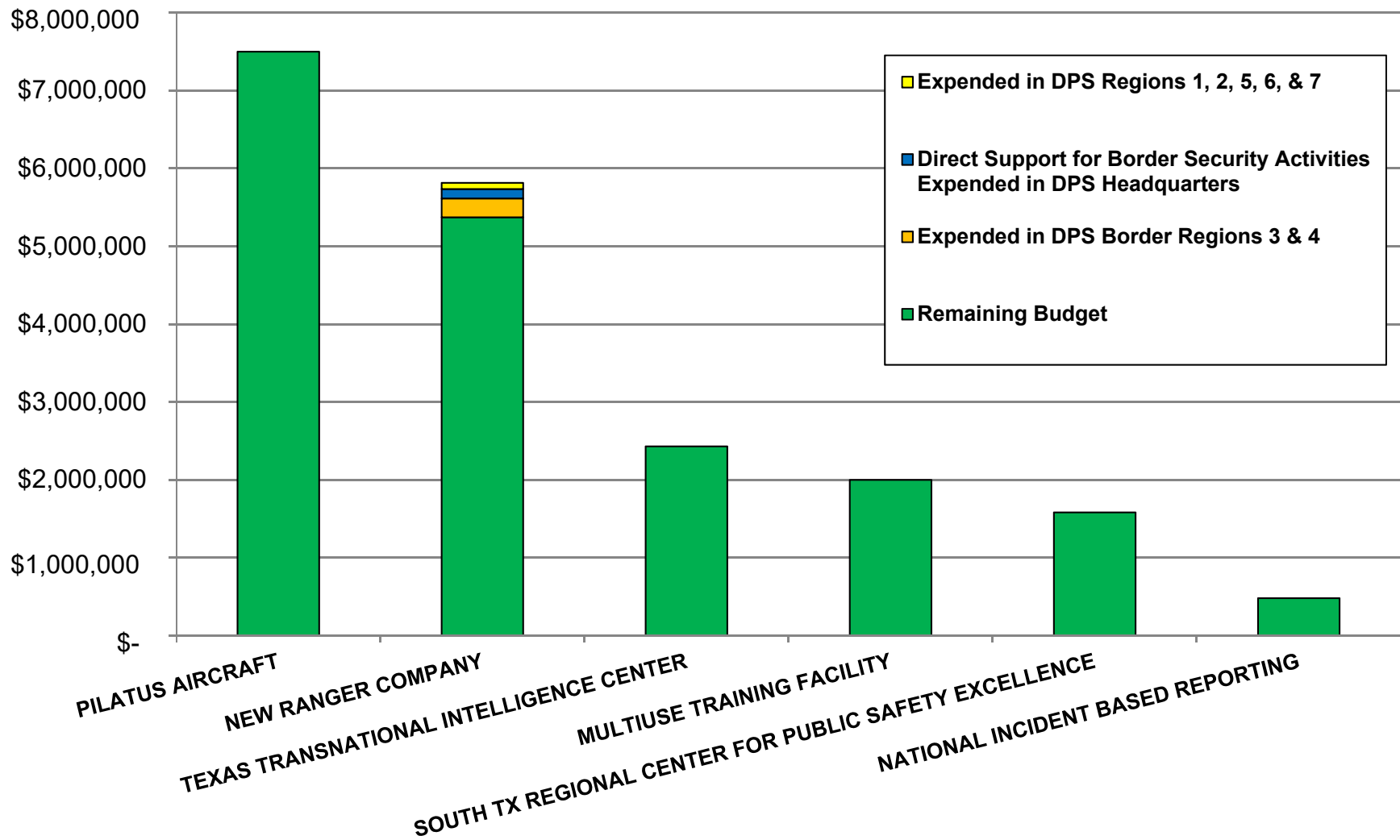
Border Security Expenditures by Region



Detail – Department of Public Safety



Detail – Department of Public Safety



DPS Rider 58, 2016-17 GAA (Add 250 New Troopers)

Fiscal Year (as of August 31)	Trooper Addition		Commissioned Attrition			Commissioned Population		
	Recruits Starting	Recruits Graduated	Retirements	Other Terminations	Total Attrition	Other Adjustments ¹	Net Change to Comm Population	Total Filled Comm Positions
	<i>Drawn from Section 2</i>							<i>Excl. Recruits</i>
2000, est.	171	139	-70	-22	-92	0	47	3,108
2001, est.	158	136	-76	-72	-147	23	12	3,120
2002, est.	487	203	-76	-72	-148	-50	5	3,125
2003	294	291	-220	-62	-282	106	115	3,240
2004	269	360	-83	-92	-175	-147	38	3,278
2005	259	211	-83	-90	-173	-13	25	3,303
2006	129	0	-39	-102	-141	126	-15	3,288
2007	213	230	-92	-96	-188	-76	-34	3,254
2008	338	234	-164	-100	-264	305	275	3,529
2009	217	210	-101	-86	-187	-57	-34	3,495
2010	263	189	-109	-61	-170	-44	-25	3,470
2011	186	152	-101	-75	-176	66	42	3,512
2012	161	108	-101	-76	-177	-5	-74	3,438
2013	244	182	-75	-59	-134	40	88	3,526
2014	260	209	-80	-80	-160	20	69	3,595
2015	300	238	-66	-80	-146	-28	64	3,659
2016, DPS Est. ²	399	332	-74	-73	-147		185	3,844
2017, DPS Est. ³	535	448	-164	-100	-264		184	4,028

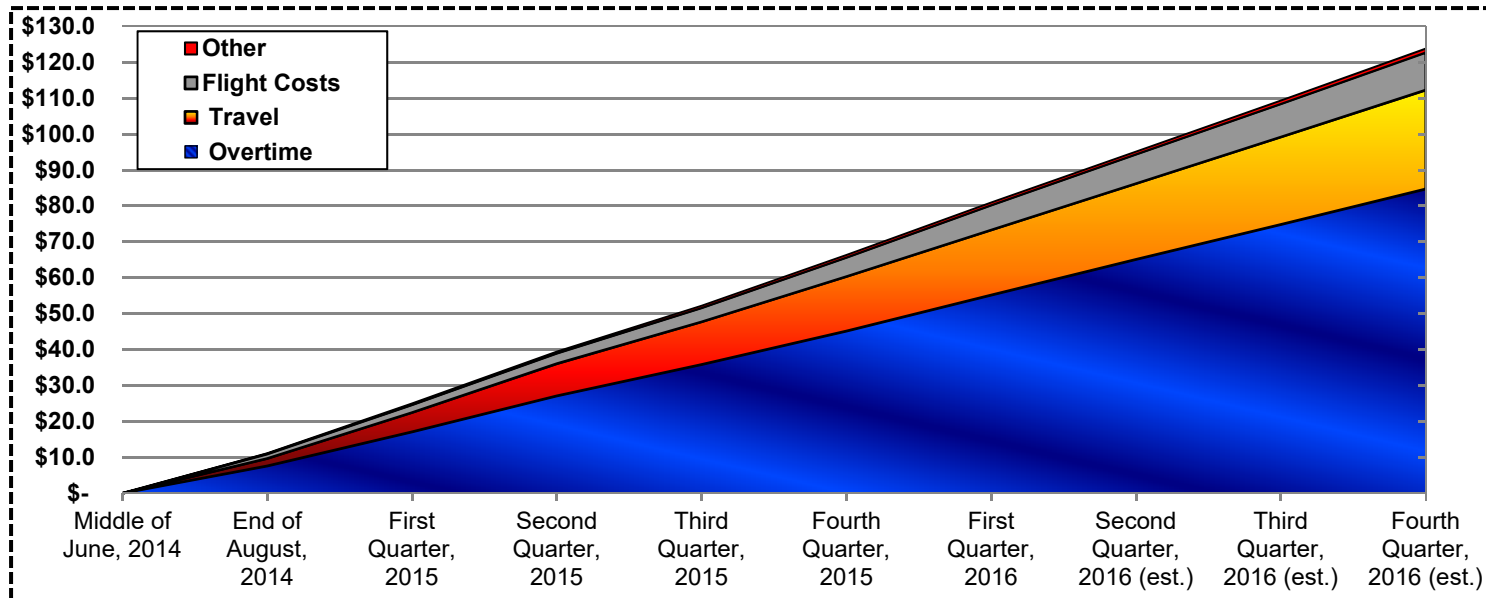
¹Includes Reinstatements and Terminations as a result of timing differences in reporting.

²Based on historical data, 2016 Retirements and Other Terminations equal the average of 2013, 2014, and 2015.

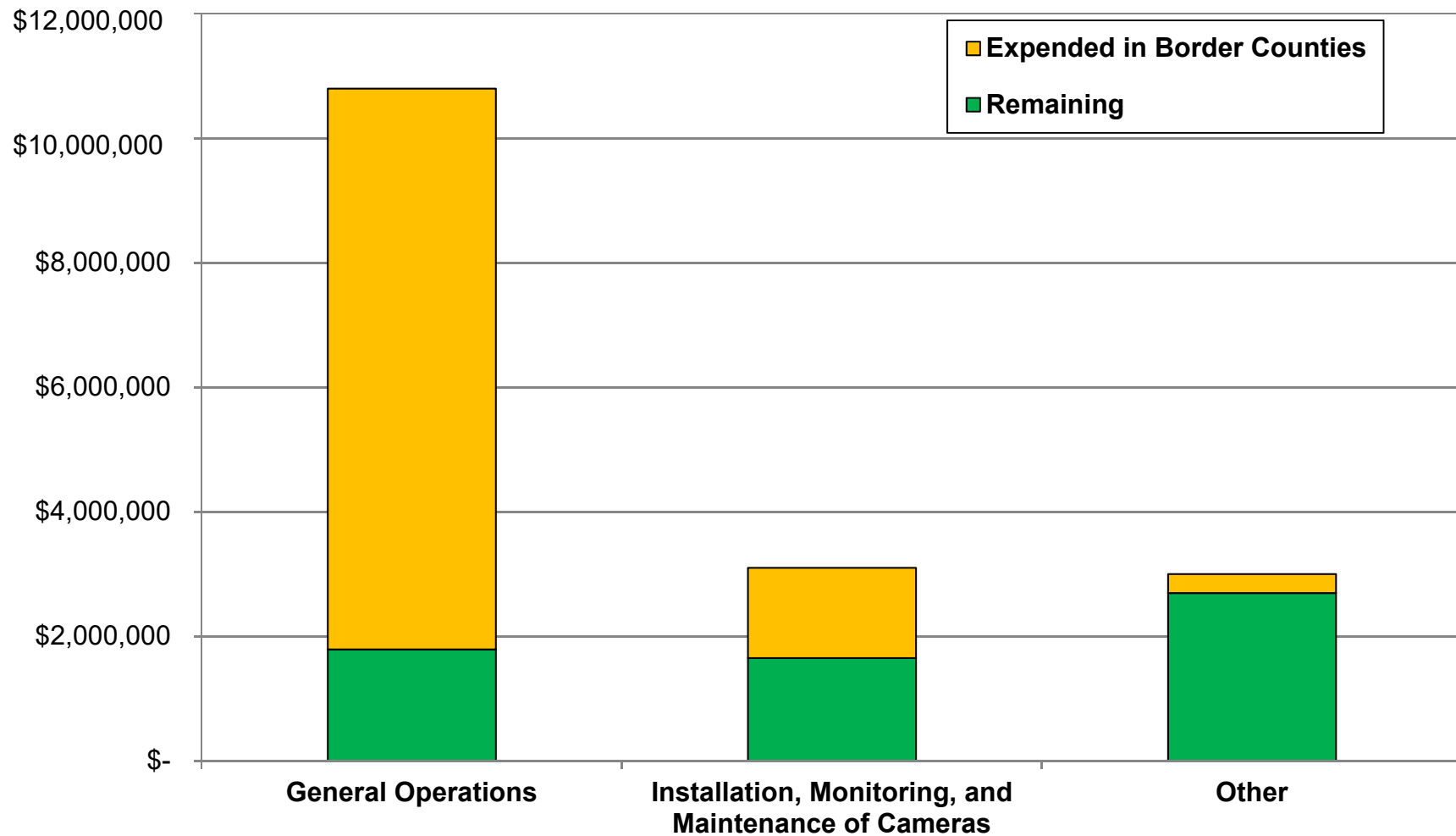
³Based on historical data, 2017 Retirements and Other Terminations equal 2008.

DPS – Operation Secure Texas

	FY 2014		FY 2015				FY 2016			
	End of August, 2014	First Quarter, 2015	Second Quarter, 2015	Third Quarter, 2015	Fourth Quarter, 2015	First Quarter, 2016	Second Quarter, 2016 (est.)	Third Quarter, 2016 (est.)	Fourth Quarter, 2016 (est.)	
Overtime	\$ 7.6	\$ 17.1	\$ 27.1	\$ 35.8	\$ 45.1	\$ 55.2	\$ 65.1	\$ 74.8	\$ 84.7	
Travel	2.1	5.4	9.0	11.9	15.2	18.1	21.1	24.3	27.5	
Flight Costs	1.2	2.2	2.9	3.9	5.3	6.9	8.1	9.2	10.5	
Other	0.2	0.4	0.5	0.6	0.7	0.7	0.8	0.9	1.0	
Cumulative Total:	\$ 11.1	\$ 25.0	\$ 39.4	\$ 52.2	\$ 66.3	\$ 80.9	\$ 95.1	\$ 109.3	\$ 123.8	
				FY 2015 Only: \$ 55.2				FY 2016 Only: \$ 57.4		



Detail: Texas Military Department IAC



Texas Military Department

Texas Military Department was not directly appropriated border security funds for 2016–17; Texas Military Forces (TMF) currently participate in border security operations through Interagency Contracts.

A. General Operations

Operation Secure Texas – On the ground deterrence operation in support of Texas DPS to maintain a visible sustainable presence in the Rio Grande Valley to prevent human and drug trafficking

188.0 FTEs, \$10.8 million Interagency Contract with DPS; \$9.0 million expended

B. Installation, Monitoring, and Maintenance of Cameras

Border Camera Installation Mission (Operation Drawbridge) - Installation and maintenance at direction of Texas Rangers/Border Security Operations Center and in collaboration with the United States Border Patrol.

7.0 FTEs, \$0.6 million Interagency Contract with Trusteed Programs within the Office of the Governor; \$0.2 million expended

Operation Border Star- Provides administrative personnel to Texas Rangers Special Operations Group/JOIC operational control for data entry, preparation of reports, statistical research and first level analysis, incident mapping, camera monitoring, providing geospatial and time line analysis by incident type/location, and other related duties.

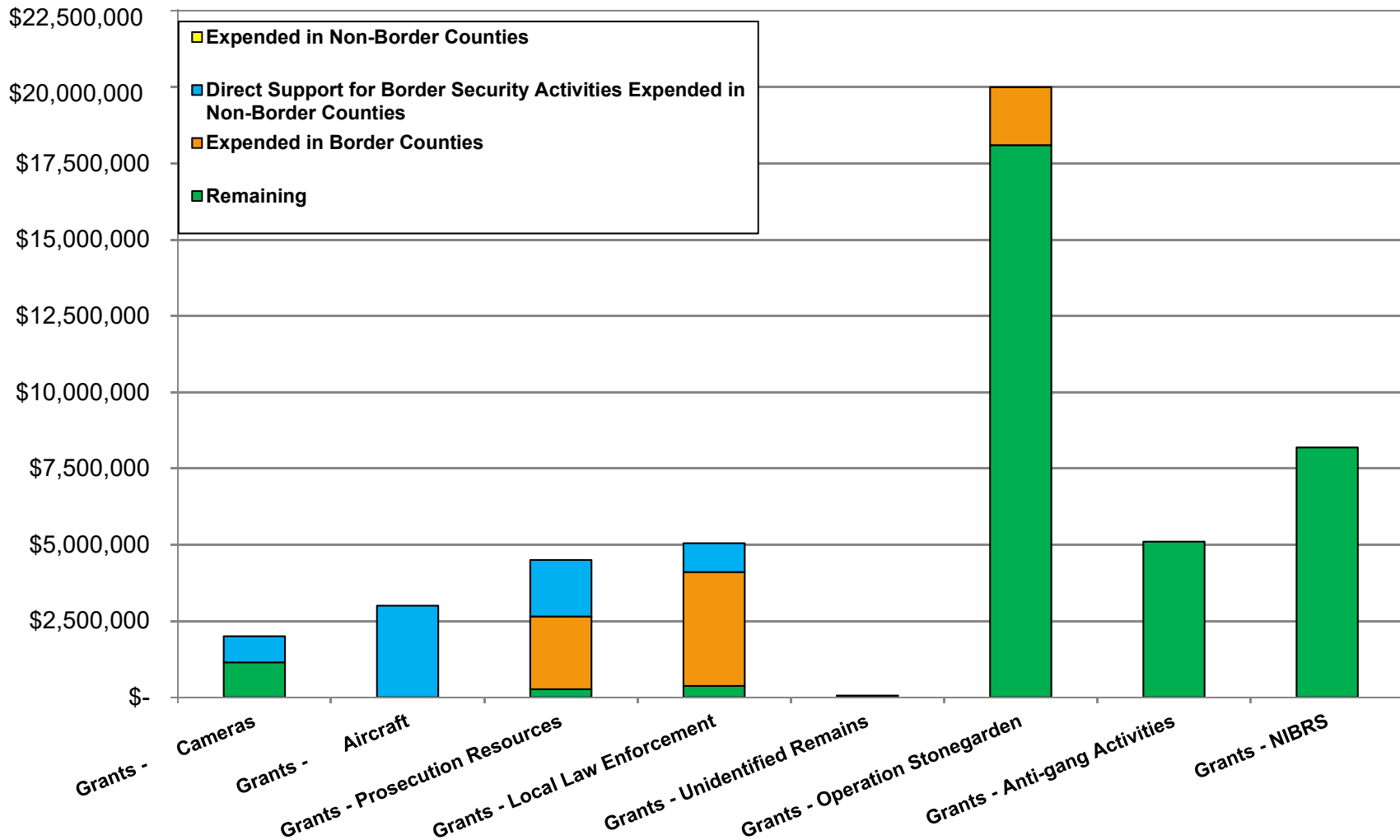
44.0 FTEs, \$2.5 million Interagency Contract with DPS; \$1.3 million expended

C. Other

Operation Secure Texas Helicopter Mission - TMF aircrews will be augmenting DPS aviation by providing 600 hours of rotary wing aviation support in Brooks, Starr, Hidalgo and Cameron Counties.

9.0 FTEs, \$3.0 million Interagency Contract with Trusteed Programs within the Office of the Governor ; \$0.3 million expended

Detail: Office of the Governor



Office of the Governor

Appropriated \$38.4 million in All Funds for grants related to border security activities. No FTEs associated with funding. Expended \$14.7 million (\$9.8 million in GR, \$3.0 million in GR-D Criminal Justice Planning Account No. 421, and \$1.9 million in FF) to provide grants to state and local entities for border security operations in the following categories:

Local Law Enforcement Grants - \$4.7 million for local law enforcement to support Operation Border Star, including \$53,000 for humane processing of unidentified remains of undocumented migrants by Texas State University;

Prosecution Resources Grants - \$4.2 million for border prosecution grants;

Aircraft Grants - \$3.0 million transferred to Texas Military Department to expand border security helicopter operations;

Camera Grants - \$0.9 million transferred to Texas Military Department for installation and maintenance of border cameras; and

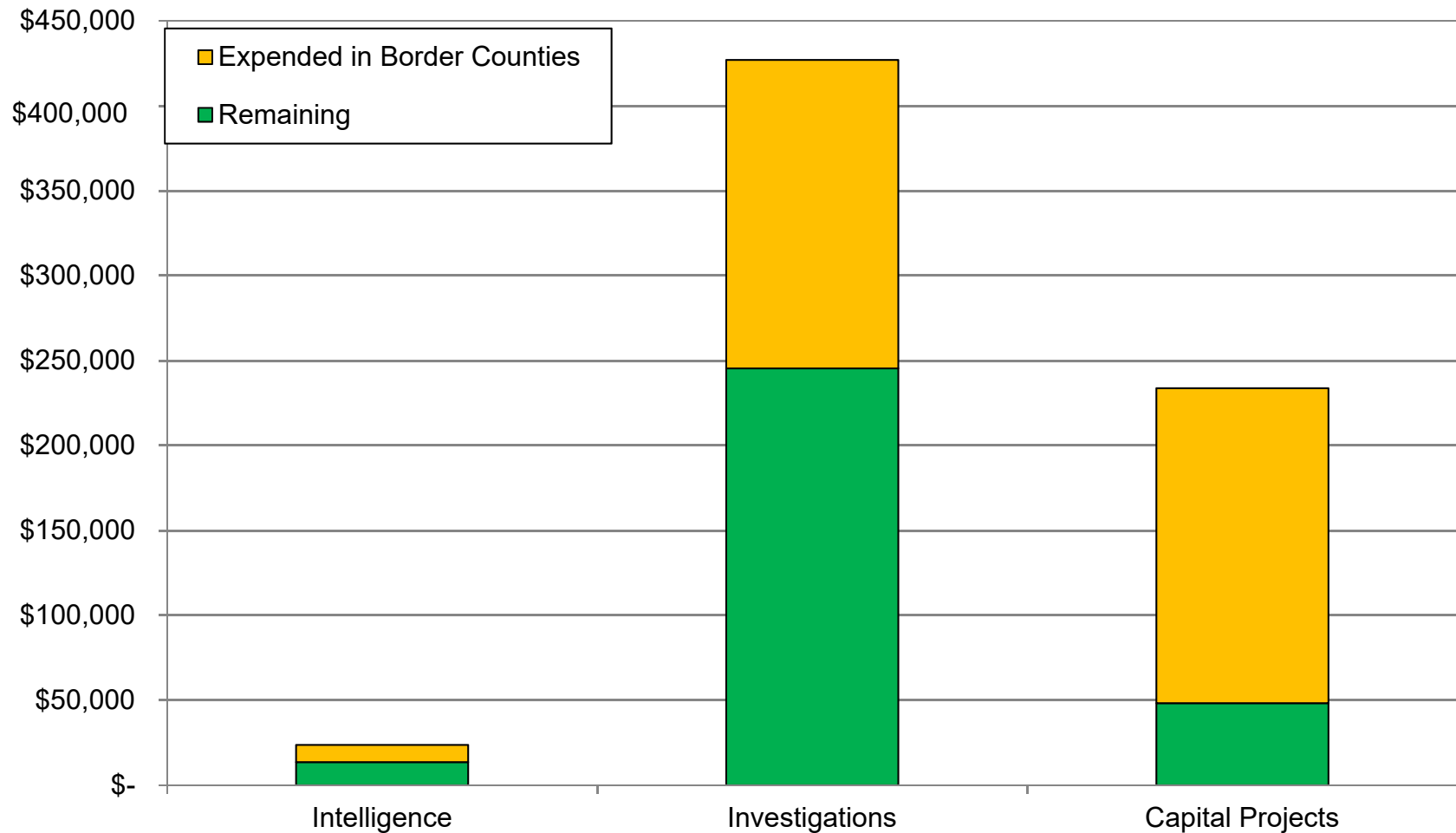
Operation Stonegarden - \$1.9 million for Operation Stonegarden for supporting local law enforcement efforts. Not included in \$800.0 million appropriated for border security by the 84th Legislature.

In addition to the \$38.4 million in appropriated per Article IX, Section 17.09 the agency transferred approximately \$55.2 million in additional funds related to border security from the Department of Public Safety:

NIBRS - \$16.4 million in General Revenue in the 2016-17 biennium for grants for local law enforcement agencies to implement national incident based reporting (NIBRS). The transfer was made via a Memorandum of Understanding between the agencies.

Operation Stonegarden - \$38.8 million in estimated federal funds in the 2016-17 biennium related to Operation Stonegarden to support local law enforcement efforts to realize a more secure border region primarily including overtime and equipment costs.

Detail: Texas Alcoholic Beverage Commission



Texas Alcoholic Beverage Commission

Appropriated \$1.2 million for border security. Participating in current border security efforts in three areas:

Border-related activities are performed by six 6.0 FTEs - Special Investigations Agents within the Audit and Investigations Division.

Intelligence

Expended \$10,091 for salaries and wages, utilities, travel, and other operating expenses to conduct interviews of complainants, suspects, and witnesses. Also used for agents to meet with local municipalities, counties, and other law enforcement agents to validate information and to conduct surveillance of suspected violators and establishments.

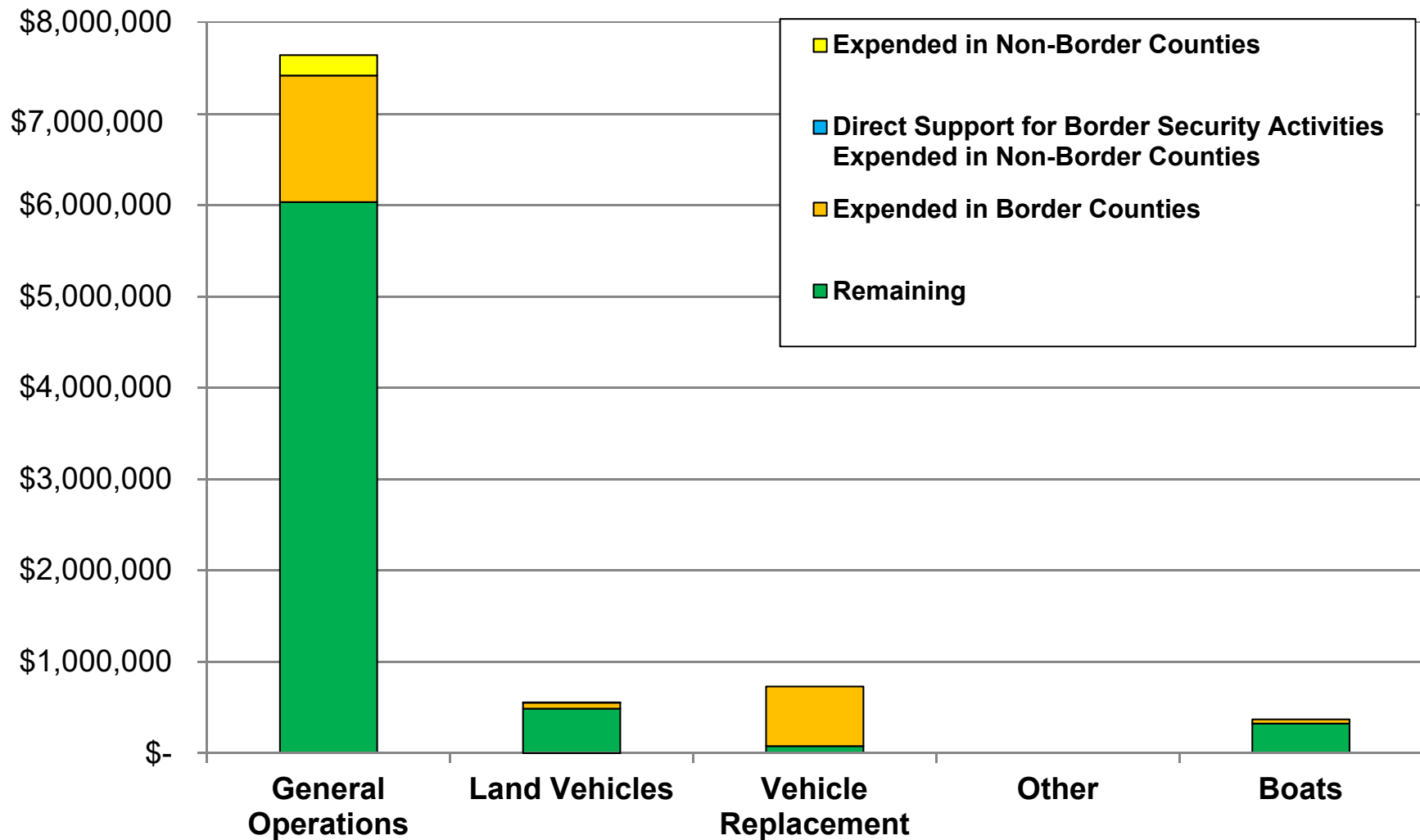
Investigations

Expended \$181,633 for salaries and wages, utilities, travel, and other operating expenses to conduct inspections and investigations for criminal and administrative violations within licensed locations. Also used to conduct joint operations with local, state, and federal agents, and to conduct search warrants as necessary.

Capital Projects

Expended \$185,423 for rent, capital expenditures, and other operating expenses to outfit SIUs with vehicles and radios. Include PC leases and software licenses for the six SIU agents.

Detail: Texas Parks and Wildlife Department



Texas Parks & Wildlife Department

Appropriated \$5.3 million in All Funds for border security in FY 2016.

49.0 FTEs, \$2.3 million expended in border counties, \$31,153 expended in direct support of border counties, and \$0.2 million expended outside of border counties for cadets in the Texas Game Warden Training Center that will be assigned to border security duties after graduation.

General Operations: \$3.8 million budgeted; \$0.8 million expended in border counties, \$25,271 in support of border counties, and \$0.2 million outside border counties for cadets. Primarily used for salaries and wages.

Operations: Boats: \$0.3 million budgeted; \$37,681 expended in border counties.

Operations: Land Vehicles: \$0.4 million budgeted; \$58,233 expended in border counties, \$315 in support of border counties, and \$759 in non-border counties.

Operations: Vehicle Replacement: \$0.7 million budgeted; \$0.7 million expended in border counties.

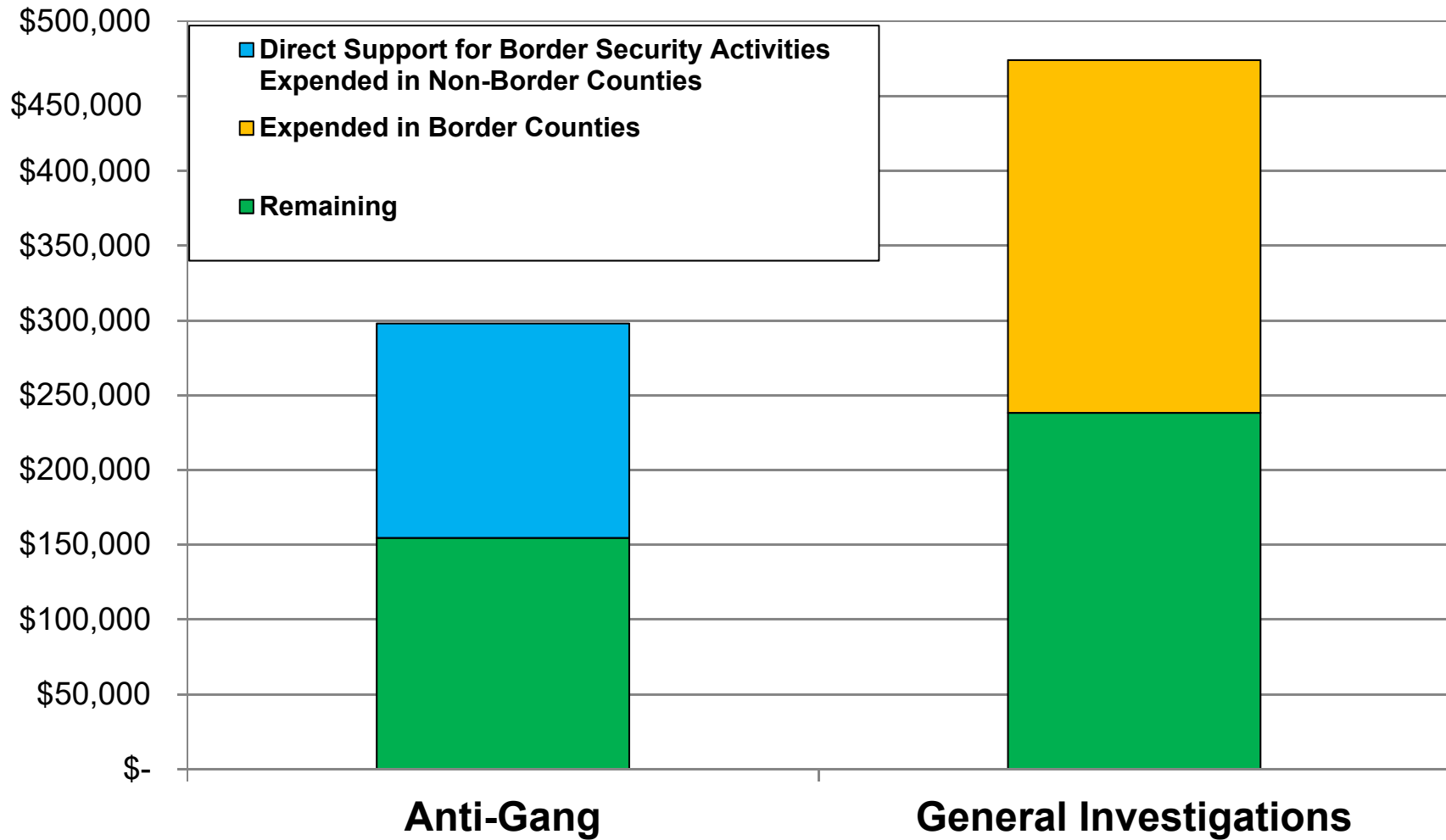
Capital Projects: Other: \$0.1 million budgeted; \$0.1 million expended in border counties for boats and equipment, including radios.

Operation Secure Texas:

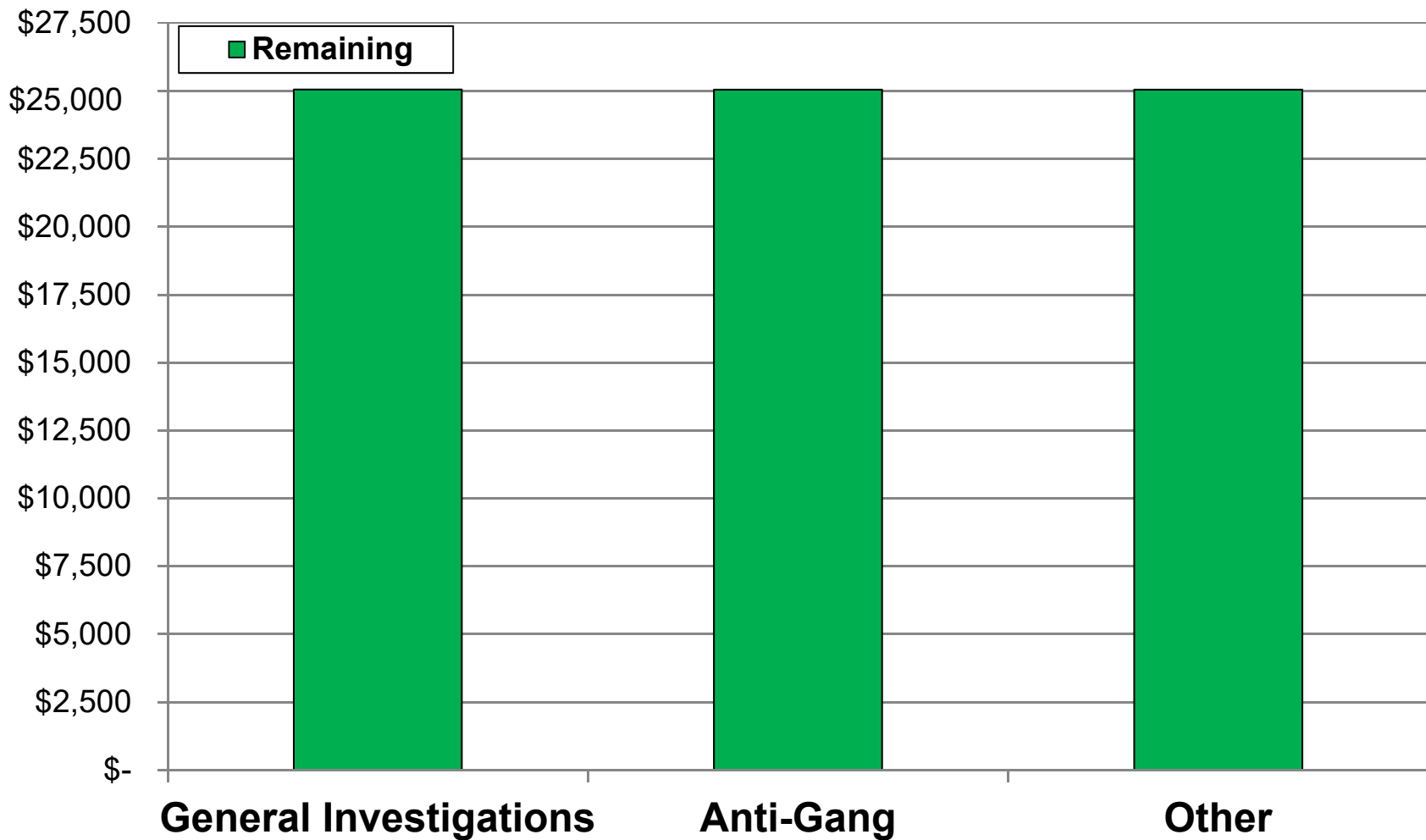
21 FTEs, \$1.0 million expended from Game, Fish, and Water Safety Acct. No. 9 for regular pay (8 hours per day) for game wardens rotating into OST; \$0.9 million Interagency Contract with DPS; \$62,794 expended for overtime (4 hours per day) for game wardens rotating into OST

Operation Stonegarden grant of \$0.4 million (FF) used for land vehicles, watercraft, and capital expenditures.

Detail: Texas Department of Criminal Justice



Detail: Texas Commission on Law Enforcement



Texas Department of Criminal Justice and Texas Commission on Law Enforcement

TDCJ

5 FTEs, \$0.2 million in General Revenue appropriated to Office of Inspector General (OIG) assigned to task forces investigating transnational gang activity, prison gang activity, and offender alliances with Mexican Drug Trafficking Organizations. Assist in criminal investigations, fugitive apprehensions, and combining of agency resources with local, state, and federal law enforcement agencies. Develop and provide criminal intelligence and information reports regularly to all local, state, and federal agencies operating along the southern border area of operations.

Anti-gang Intelligence

Expended \$0.1 million in GR

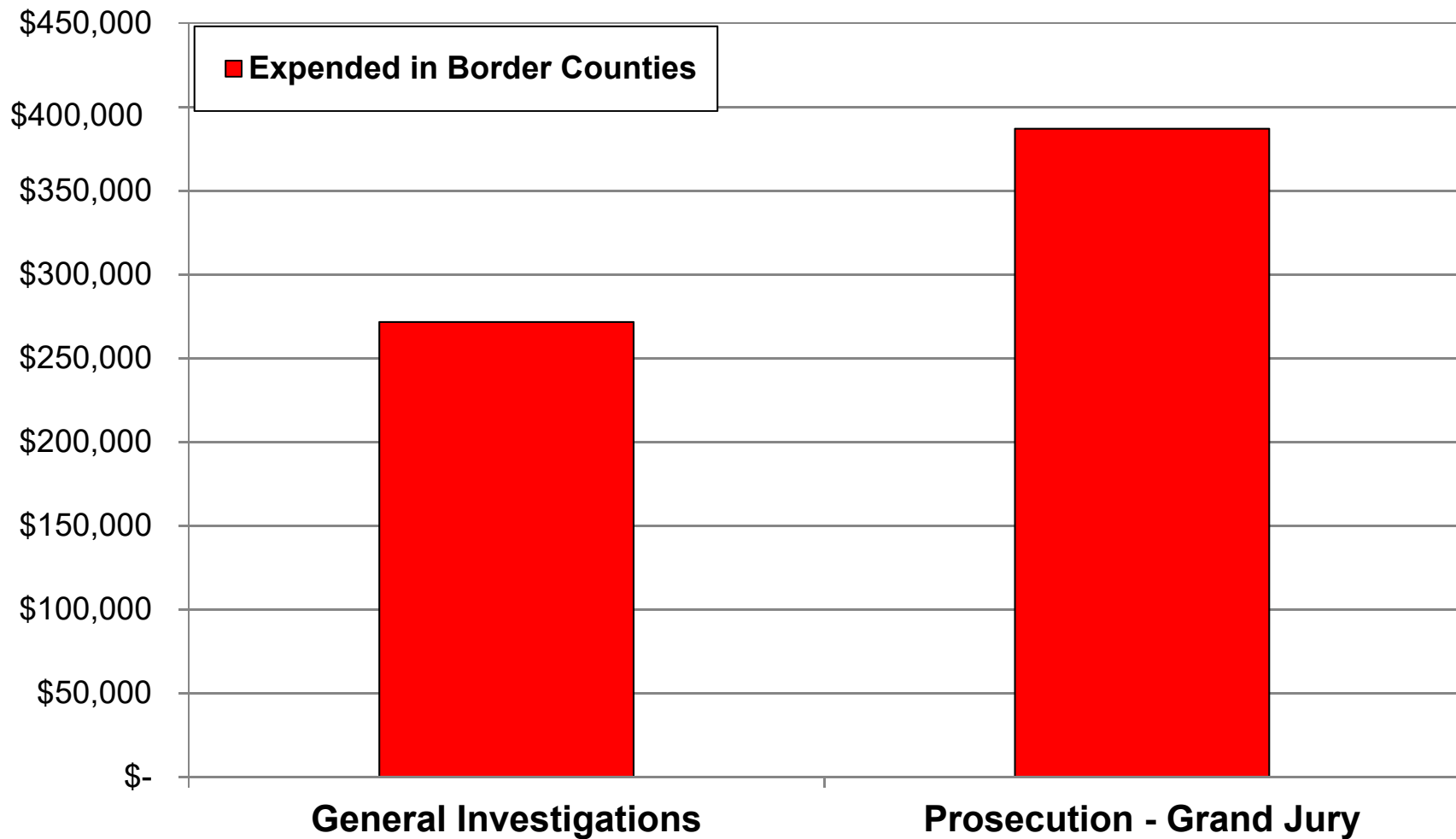
General Investigations

Expended \$0.2, million primarily GR (expenditures exceed appropriations as TDCJ expended additional funds for this purpose)

TCOLE

1 FTE, \$75,161 in General Revenue appropriated for an investigator to work with DPS on investigations into legally compromised law enforcement officers. TCOLE has not yet hired the new investigator and has expended \$0 of the appropriation.

Detail: Office of the Attorney General (Not Included in the \$800.0 Million)



Office of the Attorney General

Did not receive funding for border security activities as part of \$800.0 million appropriation identified in Article IX, Section 17.09, Border Security-Informational Listing.

Border Security: Indirect Appropriation

Expended estimated \$0.7 million in the first quarter of FY 2016 for border-related activities in the area of criminal investigations and criminal prosecutions. Become involved at request of local District Attorney, County Attorney, or Judge.

Criminal Investigations

2.2 FTEs, expended \$0.3 million in All Funds (\$0.2 million in GR; \$60,386 in IAC-Criminal Justice Grants; \$23,070 in FF) for investigative charges for cases worked by OAG Criminal Investigations Division related to money laundering, narcotics, public integrity, and smuggling in El Paso, Presidio, Starr, and Cameron Counties. Expenditures were for salaries, wages, and other operating expenses.

Criminal Prosecutions

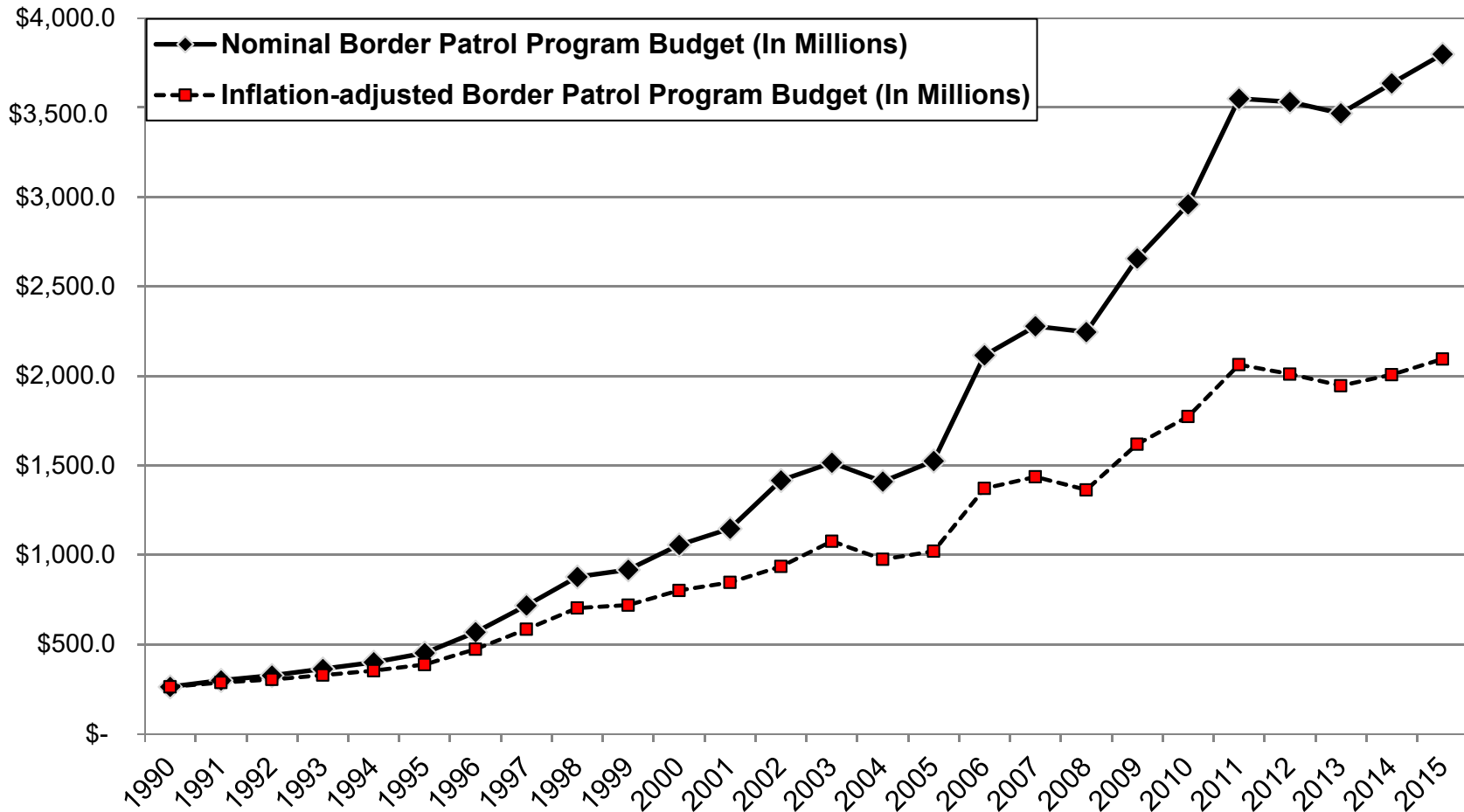
2.8 FTEs, expended \$0.4 million in GR for the Criminal Prosecutions Division for cases involving, but not limited to murder, child exploitation, assault, evading arrest, money laundering, bribery, public corruption, public integrity, fraud, perjury, and tampering with a government record. Expenditures for salaries, wages, travel, and other operating expenses in Brewster, Brooks, Calhoun, Chambers, Hidalgo, Jeff Davis, Kleberg, Matagorda, Nueces, San Patricio, Starr, Val Verde, Webb, and Zapata.

Appendix – Cross-border Activities in 2015

2015	Port of Entry	Trucks	Trains	Personal	Personal	Pedestrians
	State			Vehicles	Vehicle	
				Passengers		
	Texas	3,811,021	8,725	33,674,169	63,660,884	17,422,851
	California	1,219,145	465	30,716,636	55,073,678	16,615,428
	Arizona	388,657	801	8,829,393	16,918,258	6,677,176
	New Mexico	116,548	0	938,603	1,884,666	464,512
	Totals:	5,535,371	9,991	74,158,801	137,537,486	41,179,967
	Texas	68.8%	87.3%	45.4%	46.3%	42.3%
	California	22.0%	4.7%	41.4%	40.0%	40.3%
	Arizona	7.0%	8.0%	11.9%	12.3%	16.2%
	New Mexico	2.1%	0.0%	1.3%	1.4%	1.1%
	Totals:	100.0%	100.0%	100.0%	100.0%	100.0%

Data Source: U.S. Department of Transportation Bureau of Transportation Statistics

Appendix – Federal Appropriations



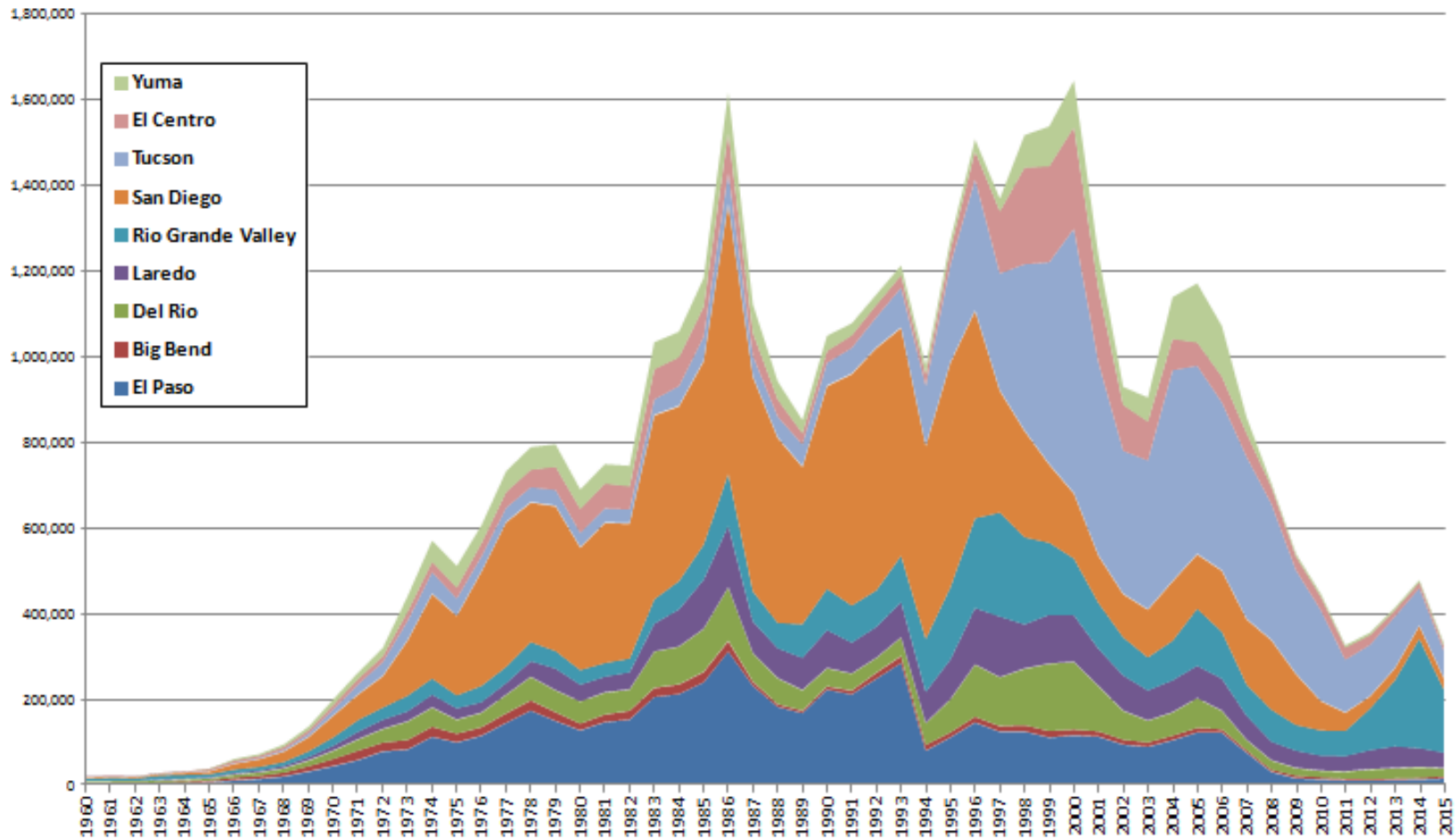
Source: U.S. Border Patrol

Appendix – Number of USBP Agents

Year	El Paso	Big Bend	Del Rio	Laredo	RGV	San Diego	Tucson	Yuma	El Centro	All Other Non-SW Sectors	National Total
1993	608	134	297	353	393	992	287	182	198	584	4,028
1995	746	133	399	421	474	1,433	407	185	190	557	4,945
1997	918	135	471	451	760	2,281	875	175	249	580	6,895
1999	957	144	639	685	1,166	2,136	1,328	228	423	645	8,351
2001	1,086	194	893	921	1,451	2,004	1,686	323	589	674	9,821
2003	1,188	230	950	1,025	1,524	1,972	1,838	358	755	877	10,717
2005	1,330	220	907	937	1,380	1,562	2,324	547	684	1,373	11,264
2007	2,251	336	1,138	1,206	1,822	2,019	2,806	825	894	1,626	14,923
2009	2,712	682	1,682	1,863	2,422	2,570	3,318	972	1,187	2,711	20,119
2011	2,738	667	1,626	1,871	2,504	2,669	4,239	969	1,164	2,997	21,444
2013	2,631	623	1,598	1,804	3,086	2,572	4,135	911	1,141	2,890	21,391
2015	2,364	549	1,536	1,670	3,056	2,430	3,991	804	1,004	2,869	20,273
% Var. from 1993:	388.8%	409.7%	517.2%	473.1%	777.6%	245.0%	1390.6%	441.8%	507.1%	491.3%	503.3%

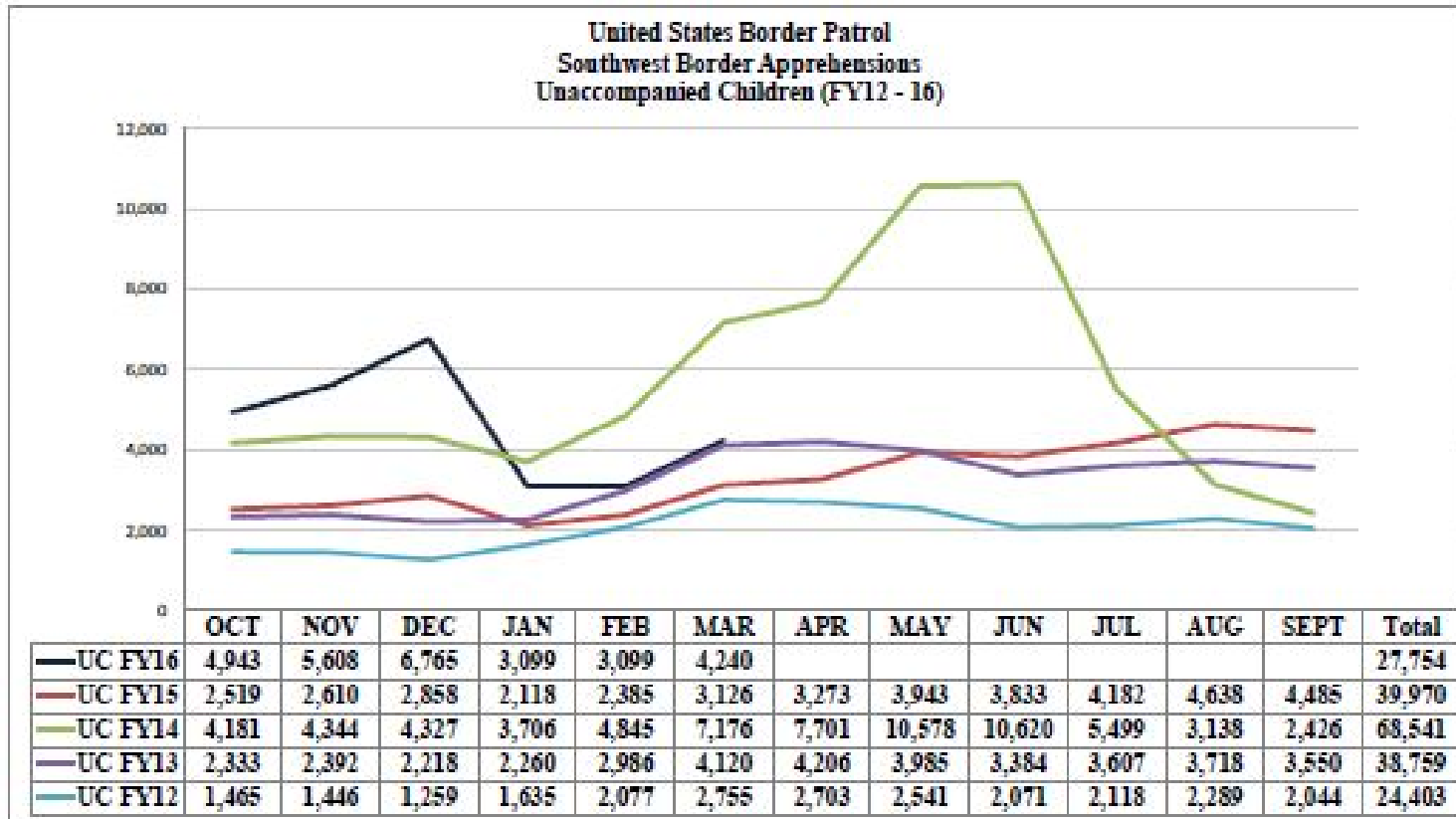
Source: U.S. Border Patrol

Appendix – USBP Total Apprehensions by Southwest Sector



Source: U.S. Border Patrol

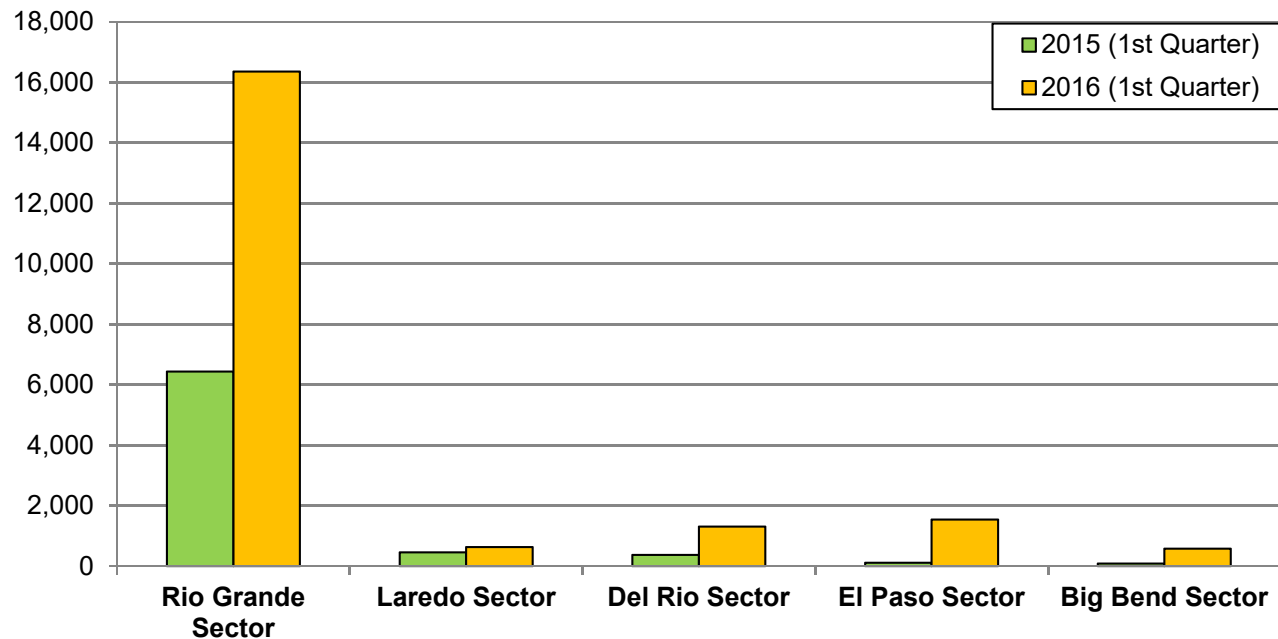
Appendix – U.S. Border Patrol Unaccompanied Children



Source: U.S. Border Patrol

Appendix – Unaccompanied Children Apprehensions By Texas Sector

Texas Sector	Oct 1 2014 - Jan 31, 2015	Oct 1 2015 - Jan 31, 2016	% Change
Rio Grande Sector	6,435	16,359	254.2%
Laredo Sector	460	632	137.4%
Del Rio Sector	375	1,310	349.3%
El Paso Sector	116	1,545	1331.9%
Big Bend Sector	90	582	646.7%
Texas Total	7,476	20,428	273.2%



Source: U.S. Border Patrol

Resources

For more information about this topic:

1. Overview of Texas Border Security Funding and Activities, 2015
[http://www.lbb.state.tx.us/Documents/Publications/GEER/Government Effectiveness and Efficiency Report 2015.pdf](http://www.lbb.state.tx.us/Documents/Publications/GEER/Government%20Effectiveness%20and%20Efficiency%20Report%2015.pdf)
2. Improve Transparency, Coordination, and Oversight of State Border Security Activities, 2015
[http://www.lbb.state.tx.us/Documents/Publications/GEER/Government Effectiveness and Efficiency Report 2015.pdf](http://www.lbb.state.tx.us/Documents/Publications/GEER/Government%20Effectiveness%20and%20Efficiency%20Report%2015.pdf)
3. Texas Homeland Security Funding Primer, 2008: <http://www.lbb.state.tx.us/FederalFunds.aspx?Team=FedFunds>
4. Texas Homeland Security Strategic Plan, 2010–15:
http://governor.state.tx.us/files/homeland/HmLndSecurity_StratPlan2015.pdf
5. Border Security, Office of the Governor: <http://governor.state.tx.us/initiatives/border/>
6. Border Security, Department of Public Safety:
<http://www.txdps.state.tx.us/PublicInformation/borderSecStats.htm>
7. Unaccompanied Children (UAC) Sponsor Data Info Graphic:
<https://public.tableau.com/profile/state.of.texas.lbb#!/vizhome/UnaccompaniedChildrenReleasedtoSponsors/UnaccompaniedMinorswoNoCountData>



LEGISLATIVE BUDGET BOARD

Contact the LBB

Legislative Budget Board

www.lbb.state.tx.us

512.463.1200