

American Recovery and Reinvestment Act
Reporting and Analysis
2011 - 1st Quarter (December 31, 2010)



Legislative Budget Board

ARRA Awards: Reported vs. Appropriated Amounts

Agency	Program	Reported Amount as of December 31, 2010	FY 2009 (H.B. 4586)	FY 2010-11 GAA Amount (S.B. 1)	Total Appropriated Amount
Health and Human Services Commission	Medicaid	\$5,302,616,540	\$1,619,843,693	\$2,479,000,000	\$4,098,843,693
Texas Education Agency	Stabilization - Education	\$3,250,272,133		\$3,250,200,000	\$3,250,200,000
Texas Department of Transportation	Highway Planning and Construction	\$2,240,957,909	\$662,200,000	\$1,587,800,000	\$2,250,000,000
Texas Education Agency	IDEA Part B Formula	\$945,636,328		\$945,600,000	\$945,600,000
Texas Education Agency	Title I Formula	\$948,737,780		\$944,600,000	\$944,600,000
Texas Higher Education Coordinating Board	Stabilization - Government Services	\$723,165,683		\$723,165,683	\$723,165,683
Texas Department of Housing and Community Affairs	Weatherization	\$326,975,732		\$326,975,732	\$326,975,732
Texas Education Agency	Title I School Improvement	\$285,896,287		\$285,200,000	\$285,200,000
Fiscal Programs - Comptroller of Public Accounts	State Energy Program	\$218,782,000		\$218,800,000	\$218,800,000
Texas Workforce Commission	Child Care Development Block Grant	\$214,851,599		\$214,900,000	\$214,900,000
Texas Workforce Commission	Workforce Investment Act Programs	\$176,939,686		\$170,100,000	\$170,100,000
Texas Department of Housing and Community Affairs	Tax Credit Assistance Program	\$148,354,769		\$148,400,000	\$148,400,000
Trusted Programs Within the Office of the Governor	Byrne Justice Grants	\$90,295,773		\$90,300,000	\$90,300,000
Texas Education Agency	Educational Technology State Grants	\$59,515,765		\$59,400,000	\$59,400,000
Office of the Attorney General	Child Support Enforcement	\$280,497,506	\$27,300,000	\$27,300,000	\$54,600,000
Health and Human Services Commission	Temporary Assistance for Needy Families Supplemental	\$52,707,774		\$52,182,709	\$52,182,709
Texas Department of Transportation	Non-Urbanized Area Formula Grants	\$50,587,402		\$50,000,000	\$50,000,000
Texas Department of Housing and Community Affairs	Community Services Block Grant	\$48,148,071		\$48,200,000	\$48,200,000
Fiscal Programs - Comptroller of Public Accounts	Energy Efficiency and Conservation Block Grant Program	\$45,638,100		\$45,600,000	\$45,600,000
Department of Assistive and Rehabilitative Services	Vocational Rehabilitation	\$44,810,968		\$44,800,000	\$44,800,000
Texas Department of Housing and Community Affairs	Homelessness Prevention	\$41,472,772		\$41,500,000	\$41,500,000
Texas Workforce Commission	Unemployment Insurance (Administration)	\$59,199,531		\$39,700,000	\$39,700,000
Department of Assistive and Rehabilitative Services	IDEA, Part C	\$44,454,366		\$39,400,000	\$39,400,000
Department of Family and Protective Services	Foster Care Title IV-E (FMAP)	\$37,149,557	\$11,609,096	\$20,000,000	\$31,609,096
Health and Human Services Commission	Food Stamps (SNAP) Administration	\$27,830,334		\$27,600,000	\$27,600,000
Texas Workforce Commission	Employment Service	\$27,188,088		\$27,200,000	\$27,200,000
Texas Education Agency	IDEA Preschool	\$24,328,422		\$24,300,000	\$24,300,000
Department of Family and Protective Services	Adoption Assistance Title IV-E (FMAP)	\$23,055,511	\$7,483,772	\$14,000,000	\$21,483,772
Fiscal Programs - Comptroller of Public Accounts	ENERGY STAR Appliance Rebate Program	\$23,341,000		\$20,400,000	\$20,400,000
Texas Department of Rural Affairs	Community Development Block Grant	\$19,473,698		\$19,500,000	\$19,500,000
Health and Human Services Commission	Temporary Assistance for Needy Families Emergency Contingency Fund	\$243,128,375		\$17,868,380	\$17,868,380
Department of Agriculture	Child Nutrition Discretionary Grants (National School Lunch Program)	\$11,517,159		\$11,500,000	\$11,500,000
Texas Commission on Environmental Quality	Leaking Underground Storage Tank	\$10,779,000		\$10,779,000	\$10,779,000
Trusted Programs Within the Office of the Governor	Violence Against Women	\$9,042,754		\$9,000,000	\$9,000,000
Department of Agriculture	Emergency Food Assistance Program	\$8,206,080		\$8,200,000	\$8,200,000
Office of the Attorney General	Crime Victims Compensation	\$7,771,484		\$7,800,000	\$7,800,000

ARRA Awards: Reported vs. Appropriated Amounts

Agency	Program	Reported Amount as of December 31, 2010	FY 2009 (H.B. 4586)	FY 2010-11 GAA Amount (S.B. 1)	Total Appropriated Amount
Department of Aging and Disability Services	Senior Nutrition Program - Congregate Nutrition Services	\$4,012,217		\$4,000,000	\$4,000,000
Texas Education Agency	Homeless Youth	\$5,547,622		\$3,500,000	\$3,500,000
Department of State Health Services	Immunization Program	\$6,495,738		\$3,160,681	\$3,160,681
Department of Assistive and Rehabilitative Services	Independent Living Services for Elderly/Blind	\$2,281,461		\$2,300,000	\$2,300,000
Office of the Attorney General	Internet Crimes Against Children	\$1,479,141		\$2,300,000	\$2,300,000
Department of State Health Services	Preventing Healthcare-Associated Infections	\$1,233,977		\$2,137,389	\$2,137,389
Health and Human Services Commission	Prevention Services and Programs	\$0		\$2,126,424	\$2,126,424
Department of Agriculture	Emergency Food Assistance Program (Administration)	\$6,438,432		\$2,100,000	\$2,100,000
Trusted Programs Within the Office of the Governor	Crime Victims Assistance	\$2,109,000		\$2,100,000	\$2,100,000
Department of Aging and Disability Services	Senior Nutrition Program - Home Delivered	\$1,975,245		\$2,000,000	\$2,000,000
Texas Commission on Environmental Quality	State Clean Diesel Grant Program	\$1,730,000		\$1,730,000	\$1,730,000
Texas Workforce Commission	Senior Community Services	\$1,316,701		\$1,300,000	\$1,300,000
Department of Assistive and Rehabilitative Services	Independent Living State Grants	\$1,061,435		\$1,100,000	\$1,100,000
Commission on the Arts	Promotion of the Arts Partnership	\$427,300		\$427,300	\$427,300
Department of State Health Services	Immunization Program	\$0		\$400,000	\$400,000
Texas Department of Housing and Community Affairs	Housing Tax Credit (HTC) Exchange Program	\$594,091,929		Not in GAA	Not in GAA
Public Finance Authority	Debt Service Subsidy for Build America Bonds	\$56,533,873		Not in GAA	Not in GAA
Health and Human Services Commission	State Grants to Promote Health Information Technology	\$28,810,208		Not in GAA	Not in GAA
Texas Education Agency	Statewide Longitudinal Data Systems	\$18,195,078		Not in GAA	Not in GAA
Texas Department of Transportation	Airport Improvement Program	\$17,589,264		Not in GAA	Not in GAA
Railroad Commission	Conservation Research and Development Grant	\$12,633,080		Not in GAA	Not in GAA
Department of State Health Services	WIC Grants to States: Technology Grants/Misc Projects	\$10,826,705		Not in GAA	Not in GAA
Libraries and Archives Commission	Broadband Technology Opportunities Program	\$7,955,941		Not in GAA	Not in GAA
Texas Water Development Board	Clean Water (Administration)	\$7,164,876		Not in GAA	Not in GAA
Texas Water Development Board	Safe Drinking Water (Administration)	\$6,426,240		Not in GAA	Not in GAA
General Land Office and Veterans' Land Board	Habitat Conservation	\$5,148,369		Not in GAA	Not in GAA
Department of Criminal Justice	Combating Criminal Narcotics Activity	\$4,946,732		Not in GAA	Not in GAA
Adjutant General's Department	National Guard Operations & Maintenance	\$4,901,000		Not in GAA	Not in GAA
Health and Human Services Commission	State Medicaid Health Information Technology Plan	\$3,857,000		Not in GAA	Not in GAA
Department of State Health Services	Prevention & Wellness: Texas Mother-Friendly Worksite Policy Initiative	\$2,797,900		Not in GAA	Not in GAA
Fiscal Programs - Comptroller of Public Accounts	Electricity Delivery & Energy Reliability, Research	\$2,432,068		Not in GAA	Not in GAA
Department of State Health Services	Prevention & Wellness: Statewide Policy & Environmental Change Formula	\$2,200,000		Not in GAA	Not in GAA
Department of State Health Services	Prevention & Wellness: Tobacco Cessation Quitlines & Media Formula	\$2,194,059		Not in GAA	Not in GAA
Texas Commission on Environmental Quality	Water Quality Management Planning	\$1,809,700		Not in GAA	Not in GAA
Department of Agriculture	Aquaculture Grants Program	\$1,732,244		Not in GAA	Not in GAA
Public Utility Commission of Texas	Electricity Delivery & Energy Reliability, Research	\$1,370,056		Not in GAA	Not in GAA

ARRA Awards: Reported vs. Appropriated Amounts

Agency	Program	Reported Amount as of December 31, 2010	FY 2009 (H.B. 4586)	FY 2010-11 GAA Amount (S.B. 1)	Total Appropriated Amount
Department of State Health Services	Health Information Technology and Public Health	\$1,039,279		Not in GAA	Not in GAA
Department of Aging and Disability Services	Communities Putting Prevention to Work: Chronic Disease Self-Mgmt Program	\$1,000,000		Not in GAA	Not in GAA
Department of State Health Services	WIC Grants To States: Electronic Benefits Transfer Expansion	\$950,000		Not in GAA	Not in GAA
Department of State Health Services	Communities Putting Prevention to Work: Behavioral Risk Factor Surveillance	\$796,704		Not in GAA	Not in GAA
Texas Parks and Wildlife Department	Port Security Grant Program	\$576,132		Not in GAA	Not in GAA
Department of State Health Services	Survey & Certification Ambulatory Surgical Center Healthcare	\$571,232		Not in GAA	Not in GAA
Department of State Health Services	Immunization Program	\$493,255		Not in GAA	Not in GAA
Railroad Commission	Abandoned Mine Hazard Mitigation	\$381,694		Not in GAA	Not in GAA
Department of State Health Services	State Primary Care Offices (Health Professional Shortage)	\$175,095		Not in GAA	Not in GAA
	TOTAL	\$16,909,033,918	\$2,328,436,561	\$12,081,953,298	\$14,410,389,859

Source: Legislative Budget Board.

Note: Awards listed as "Not In GAA" were not included in S.B.1 but would have been had the state had notice of the award at the time of S.B. 1's passage.

Reported ARRA Awards - Ranked by Dollar Amount

Agency	Program	Reported Amount as of December 31, 2010
Health and Human Services Commission	Medicaid	\$5,302,616,540
Texas Education Agency	Stabilization - Education	\$3,250,272,133
Texas Department of Transportation	Highway Planning and Construction	\$2,240,957,909
Texas Education Agency	Title I Formula	\$948,737,780
Texas Education Agency	IDEA Part B Formula	\$945,636,328
Texas Higher Education Coordinating Board	Stabilization - Government Services	\$723,165,683
Texas Department of Housing and Community Affairs	Housing Tax Credit (HTC) Exchange Program	\$594,091,929
Texas Department of Housing and Community Affairs	Weatherization	\$326,975,732
Texas Education Agency	Title I School Improvement	\$285,896,287
Office of the Attorney General	Child Support Enforcement	\$280,497,506
Health and Human Services Commission	Temporary Assistance for Needy Families Emergency Contingency Fund	\$243,128,375
Fiscal Programs - Comptroller of Public Accounts	State Energy Program	\$218,782,000
Texas Workforce Commission	Child Care Development Block Grant	\$214,851,599
Texas Workforce Commission	Workforce Investment Act Programs	\$176,939,686
Texas Department of Housing and Community Affairs	Tax Credit Assistance Program	\$148,354,769
Trusted Programs Within the Office of the Governor	Byrne Justice Grants	\$90,295,773
Texas Education Agency	Educational Technology State Grants	\$59,515,765
Texas Workforce Commission	Unemployment Insurance (Administration)	\$59,199,531
Public Finance Authority	Debt Service Subsidy for Build America Bonds	\$56,533,873
Health and Human Services Commission	Temporary Assistance for Needy Families Supplemental	\$52,707,774
Texas Department of Transportation	Non-Urbanized Area Formula Grants	\$50,587,402
Texas Department of Housing and Community Affairs	Community Services Block Grant	\$48,148,071
Fiscal Programs - Comptroller of Public Accounts	Energy Efficiency and Conservation Block Grant Program	\$45,638,100
Department of Assistive and Rehabilitative Services	Vocational Rehabilitation	\$44,810,968
Department of Assistive and Rehabilitative Services	IDEA, Part C	\$44,454,366
Texas Department of Housing and Community Affairs	Homelessness Prevention	\$41,472,772
Department of Family and Protective Services	Foster Care Title IV-E (FMAP)	\$37,149,557
Health and Human Services Commission	State Grants to Promote Health Information Technology	\$28,810,208
Health and Human Services Commission	Food Stamps (SNAP) Administration	\$27,830,334
Texas Workforce Commission	Employment Service	\$27,188,088
Texas Education Agency	IDEA Preschool	\$24,328,422

Reported ARRA Awards - Ranked by Dollar Amount

Agency	Program	Reported Amount as of December 31, 2010
Fiscal Programs - Comptroller of Public Accounts	ENERGY STAR Appliance Rebate Program	\$23,341,000
Department of Family and Protective Services	Adoption Assistance Title IV-E (FMAP)	\$23,055,511
Texas Department of Rural Affairs	Community Development Block Grant	\$19,473,698
Texas Education Agency	Statewide Longitudinal Data Systems	\$18,195,078
Texas Department of Transportation	Airport Improvement Program	\$17,589,264
Railroad Commission	Conservation Research and Development Grant	\$12,633,080
Department of Agriculture	Child Nutrition Discretionary Grants (National School Lunch Program)	\$11,517,159
Department of State Health Services	WIC Grants to States: Technology Grants/Misc Projects	\$10,826,705
Texas Commission on Environmental Quality	Leaking Underground Storage Tank	\$10,779,000
Trusted Programs Within the Office of the Governor	Violence Against Women	\$9,042,754
Department of Agriculture	Emergency Food Assistance Program	\$8,206,080
Libraries and Archives Commission	Broadband Technology Opportunities Program	\$7,955,941
Office of the Attorney General	Crime Victims Compensation	\$7,771,484
Texas Water Development Board	Clean Water (Administration)	\$7,164,876
Department of State Health Services	Immunization Program	\$6,495,738
Department of Agriculture	Emergency Food Assistance Program (Administration)	\$6,438,432
Texas Water Development Board	Safe Drinking Water (Administration)	\$6,426,240
Texas Education Agency	Homeless Youth	\$5,547,622
General Land Office and Veterans' Land Board	Habitat Conservation	\$5,148,369
Department of Criminal Justice	Combating Criminal Narcotics Activity	\$4,946,732
Adjutant General's Department	National Guard Operations & Maintenance	\$4,901,000
Department of Aging and Disability Services	Senior Nutrition Program - Congregate Nutrition Services	\$4,012,217
Health and Human Services Commission	State Medicaid Health Information Technology Plan	\$3,857,000
Department of State Health Services	Prevention & Wellness: Texas Mother-Friendly Worksite Policy Initiative	\$2,797,900
Fiscal Programs - Comptroller of Public Accounts	Electricity Delivery & Energy Reliability, Research	\$2,432,068
Department of Assistive and Rehabilitative Services	Independent Living Services for Elderly/Blind	\$2,281,461
Department of State Health Services	Prevention & Wellness: Statewide Policy & Environmental Change Formula	\$2,200,000
Department of State Health Services	Prevention & Wellness: Tobacco Cessation Quitlines & Media Formula	\$2,194,059
Trusted Programs Within the Office of the Governor	Crime Victims Assistance	\$2,109,000
Department of Aging and Disability Services	Senior Nutrition Program - Home Delivered	\$1,975,245
Texas Commission on Environmental Quality	Water Quality Management Planning	\$1,809,700

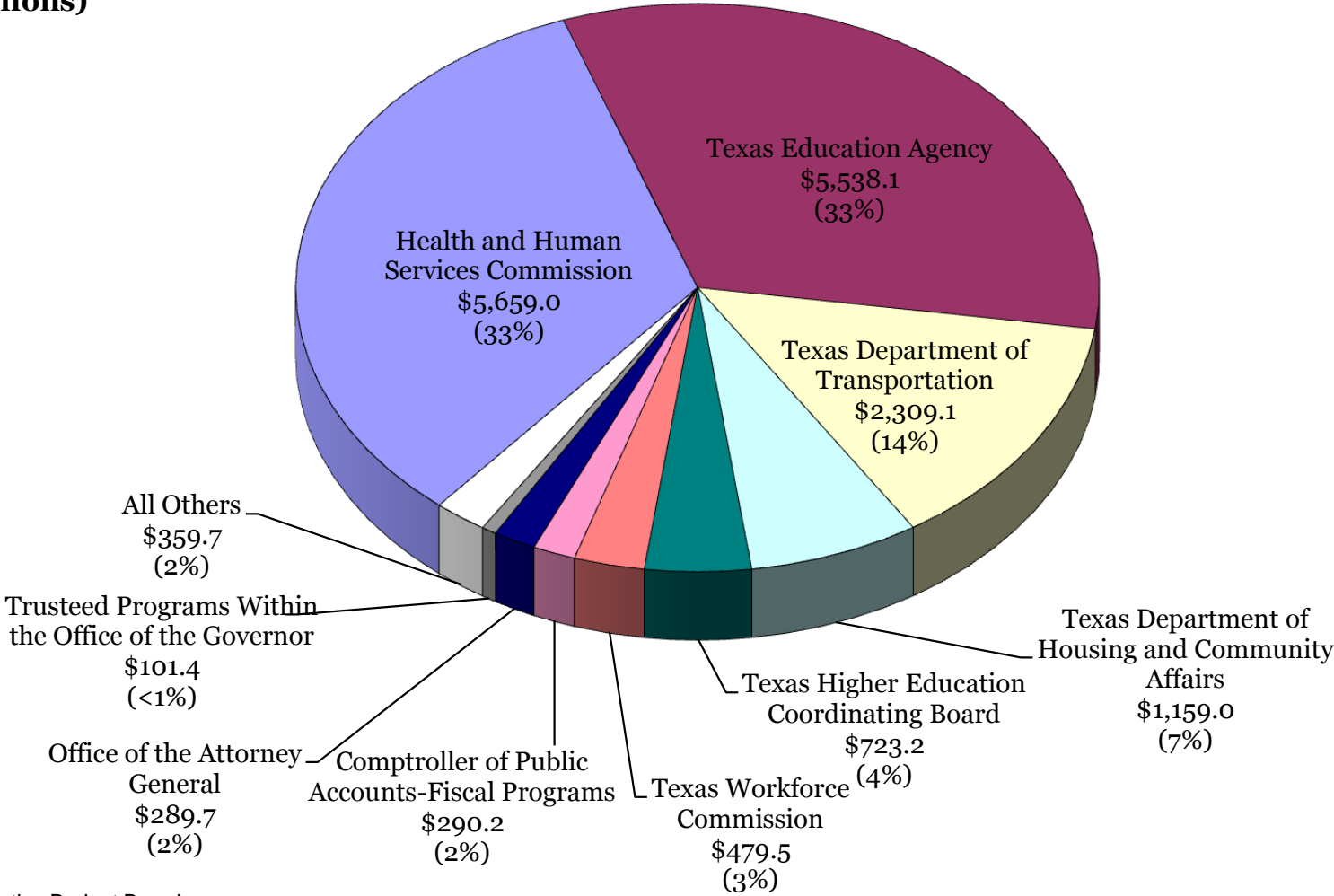
Reported ARRA Awards - Ranked by Dollar Amount

Agency	Program	Reported Amount as of December 31, 2010
Department of Agriculture	Aquaculture Grants Program	\$1,732,244
Texas Commission on Environmental Quality	State Clean Diesel Grant Program	\$1,730,000
Office of the Attorney General	Internet Crimes Against Children	\$1,479,141
Public Utility Commission of Texas	Electricity Delivery & Energy Reliability, Research	\$1,370,056
Texas Workforce Commission	Senior Community Services	\$1,316,701
Department of State Health Services	Preventing Healthcare-Associated Infections	\$1,233,977
Department of Assistive and Rehabilitative Services	Independent Living State Grants	\$1,061,435
Department of State Health Services	Health Information Technology and Public Health	\$1,039,279
Department of Aging and Disability Services	Communities Putting Prevention to Work: Chronic Disease Self-Mgmt Program	\$1,000,000
Department of State Health Services	WIC Grants To States: Electronic Benefits Transfer Expansion	\$950,000
Department of State Health Services	Communities Putting Prevention to Work: Behavioral Risk Factor Surveillance	\$796,704
Texas Parks and Wildlife Department	Port Security Grant Program	\$576,132
Department of State Health Services	Survey & Certification Ambulatory Surgical Center Healthcare	\$571,232
Department of State Health Services	Immunization Program	\$493,255
Commission on the Arts	Promotion of the Arts Partnership	\$427,300
Railroad Commission	Abandoned Mine Hazard Mitigation	\$381,694
Department of State Health Services	State Primary Care Offices (Health Professional Shortage)	\$175,095
	TOTAL	\$16,909,033,918

Source: Legislative Budget Board.

**Reported ARRA Awards by State Agency
Total = \$16,909.0 Million**

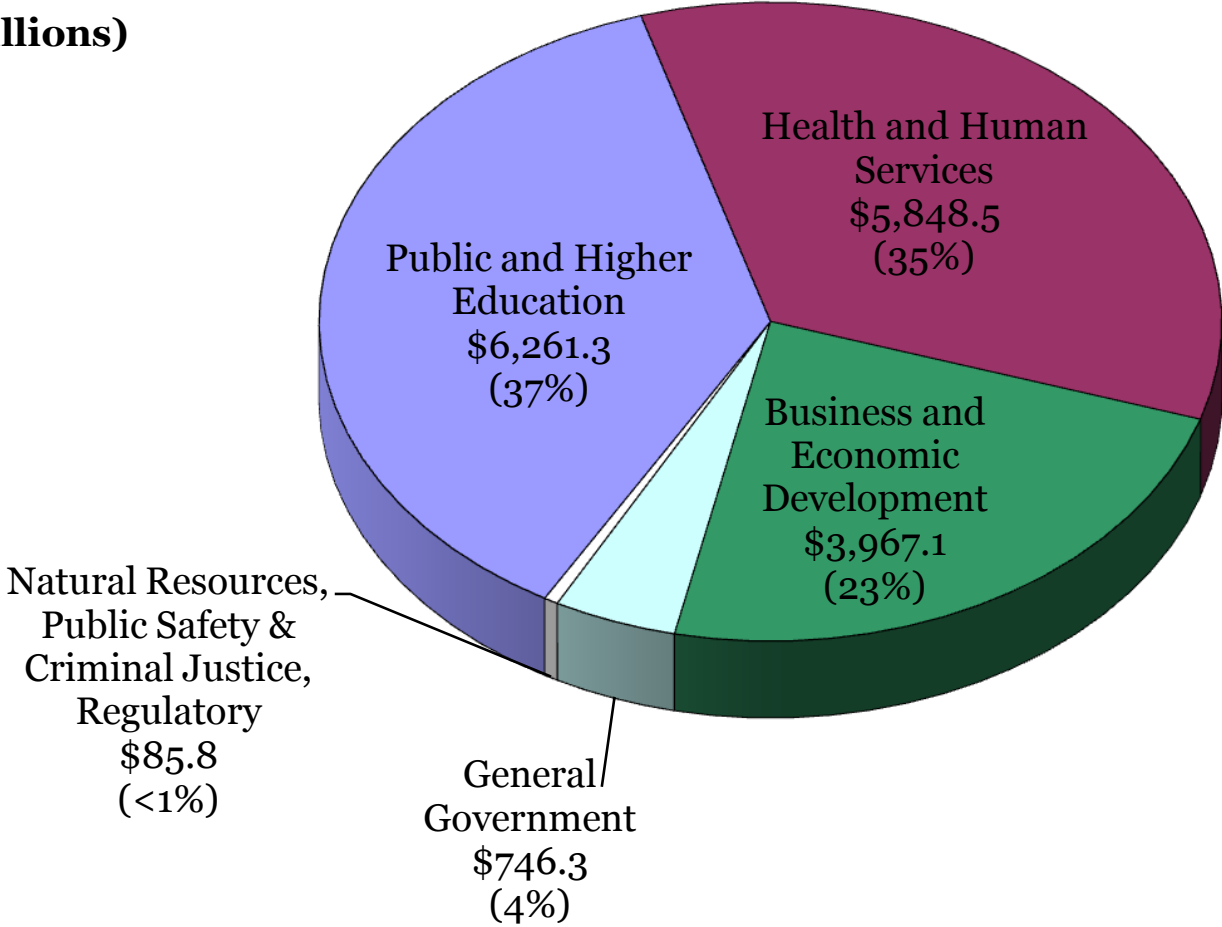
(in millions)



Source: Legislative Budget Board.
Notes: The Texas Higher Education Coordinating Board passes most its funds to other state agencies and institutions of higher education. Chart less than actual total due to rounding.

Reported ARRA Awards by Function
Total = \$16,909.0 Million

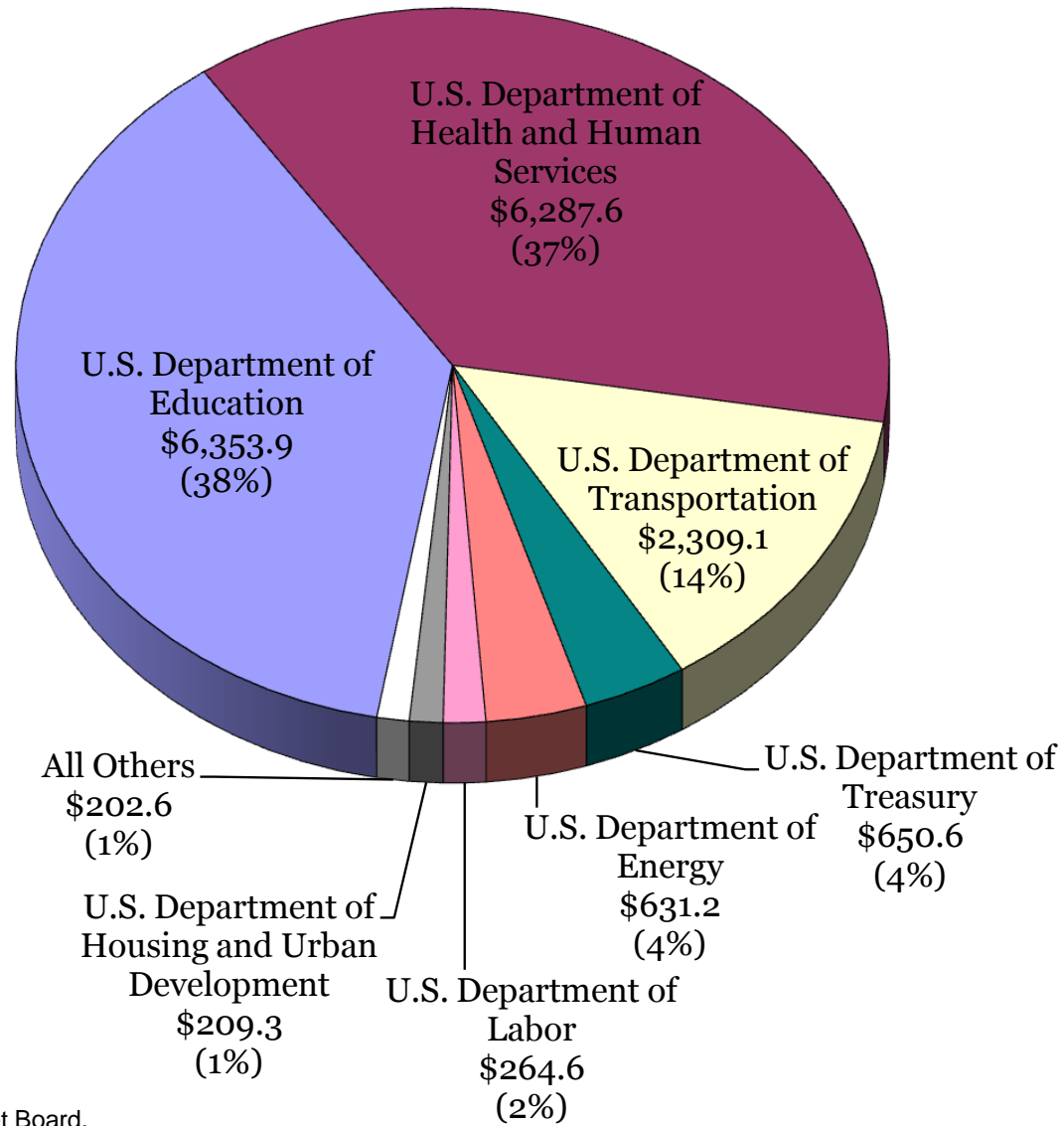
(in millions)



Source: Legislative Budget Board.

Reported ARRA Awards by Federal Agency
Total = \$16,909.0 Million

(in millions)



Source: Legislative Budget Board.

Note: Due to rounding, chart total is less than actual total, and chart totals more than 100%.

ARRA Awards Outside the State Budget - Ranked by Dollar Amount

Agency	Program	Reported Amount as of December 31, 2010
Texas Workforce Commission	Unemployment Insurance-Direct Payments	\$3,865,000,000
Health and Human Services Commission	Medicaid Upper Payment Limit	\$578,661,490
Water Development Board	Clean Water State Revolving Fund	\$171,957,024
Water Development Board	Drinking Water State Revolving Fund	\$154,229,760
Health and Human Services Commission	Medicaid Disproportionate Share Hospital	\$71,113,382
The University of Texas Health Science Center at Houston	National Institutes of Health Research Support	\$55,837,275
The University of Texas Southwestern Medical Center at Dallas	National Institutes of Health Research Support	\$48,502,581
The University of Texas Health Science Center at San Antonio	National Institutes of Health Research Support	\$34,518,408
The University of Texas M.D. Anderson Cancer Center	National Institutes of Health Research Support	\$33,975,529
The University of Texas at Austin	National Science Foundation Recovery Act Research Support	\$29,662,838
University of Houston System Administration	Debt Service Subsidy for Build America Bonds	\$24,000,624
The University of Texas at Austin	National Institutes of Health Research Support	\$23,697,186
The University of Texas Medical Branch at Galveston	National Institutes of Health Research Support	\$20,709,361
The University of Texas Health Science Center at Houston	Health Information Technology Regional Extension Centers Program	\$15,886,327
The University of Texas Health Science Center at Houston	Strategic Health Information Technology Advanced Research Projects	\$15,000,000
The University of Texas Southwestern Medical Center at Dallas	National Center RR Construction Support:Texas A&M Life Sciences Building	\$14,954,444
The University of Texas System Administration	Debt Service Subsidy for Build America Bonds	\$14,364,906
The University of Texas at Austin	Office of Energy Research Financial Assistance Program	\$14,279,019
Texas State Technical College - Waco	Conservation Research and Development	\$12,299,828
General Land Office and Veterans' Land Board	Grants to States for Construction of State Home Facilities	\$11,546,795
The University of Texas Health Science Center at Houston	Head Start	\$11,274,474
Texas Engineering Experiment Station	National Science Foundation Recovery Act Research Support	\$11,232,366
Texas A&M University	Conservation Research and Development Grant	\$10,000,000
University of Houston	National Institutes of Health Research Support	\$8,026,086
Texas Tech University Health Sciences Center	Health Information Technology Regional Extension Centers Program	\$7,578,296
The University of Texas at San Antonio	National Science Foundation Recovery Act Research Support	\$6,815,753
Texas A&M University	Broadband Technology Opportunities Program	\$6,550,775
The University of Texas at Austin	Geologic Sequestration Site Characterization	\$5,469,720
Texas State University - San Marcos	Health Information Technology Professionals in Health Care	\$5,421,205
University of Houston	National Science Foundation Recovery Act Research Support	\$5,251,594

ARRA Awards Outside the State Budget - Ranked by Dollar Amount

Agency	Program	Reported Amount as of December 31, 2010
San Jacinto College	High Growth & Emerging Industry Sectors: Health Care Sector	\$4,722,919
The University of Texas Medical Branch at Galveston	Labor Force Statistics	\$4,655,799
Texas Tech University Health Sciences Center	National Institutes of Health Research Support	\$4,526,321
Employees Retirement System	Employee Benefits Security Administration	\$4,311,630
The University of Texas at Arlington	National Science Foundation Recovery Act Research Support	\$4,156,060
North Central Texas College	High Growth & Emerging Industry Sectors: Health Care Sector	\$4,150,005
The University of Texas at Brownsville	National Center RR Construction Support:Texas A&M Life Sciences Building	\$3,993,085
The University of Texas at Dallas	National Institutes of Health Research Support	\$3,930,565
The University of Texas at El Paso	National Science Foundation Recovery Act Research Support	\$3,739,522
Texas A&M University	National Center RR Construction Support:Texas A&M Life Sciences Building	\$3,529,612
The University of Texas Health Science Center at Tyler	National Institutes of Health Research Support	\$2,903,437
The University of Texas at San Antonio	National Institutes of Health Research Support	\$2,902,534
The University of Texas Health Science Center at San Antonio	Primary Care Medicine and Dentistry Training & Enhancement	\$2,849,971
University of Houston	National Clean Diesel Funding Assistance Program	\$2,608,388
University of Houston	Electricity Delivery & Energy Reliability, Research	\$2,499,904
The University of Texas at El Paso	National Institutes of Health Research Support	\$2,355,870
The University of Texas System Administration	Employee Benefits Security Administration	\$2,292,712
The University of Texas at Dallas	National Science Foundation Recovery Act Research Support	\$2,290,831
University of North Texas Health Science Center at Fort Worth	National Institutes of Health Research Support	\$2,170,317
Texas AgriLife Research	National Institutes of Health Research Support	\$2,125,342
University of North Texas	National Science Foundation Recovery Act Research Support	\$1,909,221
Texas Tech University	National Science Foundation Recovery Act Research Support	\$1,779,179
Texas Tech University	National Institutes of Health Research Support	\$1,747,751
The University of Texas at Austin	Renewable Energy Research and Development	\$1,647,170
Stephen F. Austin State University	National Science Foundation Recovery Act Research Support	\$1,494,187
The University of Texas Health Science Center at Houston	Primary Care Medicine and Dentistry Training & Enhancement	\$1,265,463
Texas Engineering Experiment Station	Renewable Energy Research and Development	\$1,208,134
The University of Texas Health Science Center at San Antonio	Equipment to Enhance Training for Health Professionals	\$1,189,570
The University of Texas at Arlington	National Institutes of Health Research Support	\$1,181,435
Texas Tech University Health Sciences Center	Health Center Integrated Services Development Initiative	\$1,149,100

ARRA Awards Outside the State Budget - Ranked by Dollar Amount

Agency	Program	Reported Amount as of December 31, 2010
The University of Texas at Austin	NASA Contract	\$1,127,304
Texas A&M University - Corpus Christi	National Science Foundation Recovery Act Research Support	\$1,072,076
Texas State University - San Marcos	National Science Foundation Recovery Act Research Support	\$1,030,747
The University of Texas - Pan American	Strengthening Communities Fund Capacity Building	\$982,117
The University of Texas at Austin	Geologic Sequestration Training and Research Grant Program	\$941,380
Texas Engineering Experiment Station	National Institutes of Health Research Support	\$875,712
The University of Texas at Brownsville	National Science Foundation Recovery Act Research Support	\$784,293
The University of Texas - Pan American	National Science Foundation Recovery Act Research Support	\$768,552
Texas Engineering Extension Service	Conservation Research and Development	\$749,037
The University of Texas at Arlington	Office of Energy Research Financial Assistance Program	\$703,000
Texas State University - San Marcos	National Institutes of Health Research Support	\$649,723
Texas Tech University Health Sciences Center	Scholarships for Disadvantaged Students	\$646,473
The University of Texas at El Paso	Fossil Energy Research and Development	\$588,849
The University of Texas - Pan American	Scholarships for Disadvantaged Students	\$566,643
Texas A&M University	National Science Foundation Recovery Act Research Support	\$559,385
The University of Texas at Brownsville	National Institutes of Health Research Support	\$557,188
Texas Southern University	Scholarships for Disadvantaged Students	\$541,208
Texas AgriLife Research	National Science Foundation Recovery Act Research Support	\$520,299
The University of Texas at Austin	Victims of Crime Assistance: Crime Victim Assistance Discretionary Grants	\$499,746
The University of Texas at Dallas	Byrne Justice Grants to Locals	\$456,784
University of Houston	Federal Work-Study Program	\$429,747
The University of Texas at El Paso	Scholarships for Disadvantaged Students	\$416,488
The University of Texas at Austin	Federal Work-Study Program	\$416,392
The University of Texas Medical Branch at Galveston	National Science Foundation Recovery Act Research Support	\$407,968
The University of Texas Health Science Center at Houston	Public Health Traineeship Program	\$399,090
University of Houston - Clear Lake	National Science Foundation Recovery Act Research Support	\$398,299
The University of Texas at San Antonio	Byrne Memorial Competitive Grant Program: Crime Analysis	\$371,522
Texas A&M University System Health Science Center	Scholarships for Disadvantaged Students	\$370,009
University of Houston	Engineering Grants	\$348,645
University of Houston - Clear Lake	National Institutes of Health Research Support	\$341,934

ARRA Awards Outside the State Budget - Ranked by Dollar Amount

Agency	Program	Reported Amount as of December 31, 2010
Alamo Community College	Federal Work-Study Program	\$330,265
Texas A&M University	Federal Work-Study Program	\$312,980
Angelo State University	National Institutes of Health Research Support	\$312,151
Texas Tech University	Federal Work-Study Program	\$311,507
University of Houston - Downtown	National Science Foundation Recovery Act Research Support	\$308,288
The University of Texas at Arlington	Scholarships for Disadvantaged Students	\$304,792
University of Houston	Geologic Sequestration Training and Research Grant Program	\$299,342
Texas A&M University - Texarkana	National Science Foundation Recovery Act Research Support	\$299,288
Lamar University	National Science Foundation Recovery Act Research Support	\$286,793
The University of Texas - Pan American	Equipment to Enhance Training for Health Professionals	\$278,658
The University of Texas at San Antonio	Federal Work-Study Program	\$266,452
University of North Texas	Federal Work-Study Program	\$260,334
The University of Texas Health Science Center at Houston	National Science Foundation Recovery Act Research Support	\$257,471
Texas Southern University	Federal Work-Study Program	\$253,070
Prairie View A&M University	Federal Work-Study Program	\$252,607
Prairie View A&M University	Scholarships for Disadvantaged Students	\$250,996
Texas Tech University Health Sciences Center	Health Center Integrated Services Development Initiative	\$249,988
Texas Tech University Health Sciences Center	Nurse Faculty Loan Program	\$244,391
The University of Texas at Arlington	Federal Work-Study Program	\$241,459
Texas Woman's University	Scholarships for Disadvantaged Students	\$235,650
Texas State University - San Marcos	Federal Work-Study Program	\$218,471
Prairie View A&M University	National Science Foundation Recovery Act Research Support	\$216,779
The University of Texas Health Science Center at San Antonio	Dental Public Health Residency Training Grants	\$215,321
Texas A&M University - Kingsville	National Institutes of Health Research Support	\$209,149
Dallas County Community College	Federal Work-Study Program	\$199,995
The University of Texas at Austin	Department of Defense Maintenance	\$191,272
The University of Texas at El Paso	Federal Work-Study Program	\$180,543
The University of Texas - Pan American	Federal Work-Study Program	\$180,446
The University of Texas - Pan American	National Institutes of Health Research Support	\$168,874
Texas A&M International University	Scholarships for Disadvantaged Students	\$161,829
University of Houston	Office of Energy Research Financial Assistance Program	\$159,010

ARRA Awards Outside the State Budget - Ranked by Dollar Amount

Agency	Program	Reported Amount as of December 31, 2010
University of Houston	Renewable Energy Research and Development	\$149,926
Texas A&M University	National Institutes of Health Research Support	\$148,653
The University of Texas at Dallas	Office of Energy Research Financial Assistance Program	\$138,000
Texas Engineering Experiment Station	Energy Efficiency	\$132,000
South Texas College	Federal Work-Study Program	\$130,982
The University of Texas at Arlington	Renewable Energy Research and Development	\$119,532
Texas A&M University	Employee Benefits Security Administration	\$117,589
The University of Texas at Brownsville	Federal Work-Study Program	\$103,238
Stephen F. Austin State University	Federal Work-Study Program	\$102,471
The University of Texas at Austin	Promotion of the Arts Grants to Organizations and Individuals	\$100,000
The University of Texas at Austin	Broadband Initiatives Program	\$93,697
Austin Community College	Electricity Delivery & Energy Reliability, Research	\$87,210
The University of Texas at Arlington	Nurse Faculty Loan Program	\$86,999
Lamar University	Federal Work-Study Program	\$85,137
Texas A&M University - Kingsville	Federal Work-Study Program	\$78,120
University of Houston - Downtown	Federal Work-Study Program	\$77,846
University of Houston	Promotion of the Arts Grants to Organizations and Individuals	\$75,000
The University of Texas Southwestern Medical Center at Dallas	National Science Foundation Recovery Act Research Support	\$74,954
Texas Woman's University	Federal Work-Study Program	\$74,223
Texas A&M University - Corpus Christi	Federal Work-Study Program	\$73,692
Sam Houston State University	Federal Work-Study Program	\$73,350
Texas A&M University - Commerce	Federal Work-Study Program	\$69,857
Texas A&M International University	National Science Foundation Recovery Act Research Support	\$58,511
Prairie View A&M University	Employee Benefits Security Administration	\$58,294
The University of Texas Medical Branch at Galveston	Scholarships for Disadvantaged Students	\$57,060
Texas State Technical College - Harlingen	Federal Work-Study Program	\$53,536
Texas AgriLife Research	Employee Benefits Security Administration	\$52,931
West Texas A&M University	Federal Work-Study Program	\$52,393
Texas Southern University	National Science Foundation Recovery Act Research Support	\$49,970
Texas A&M International University	Federal Work-Study Program	\$49,839

ARRA Awards Outside the State Budget - Ranked by Dollar Amount

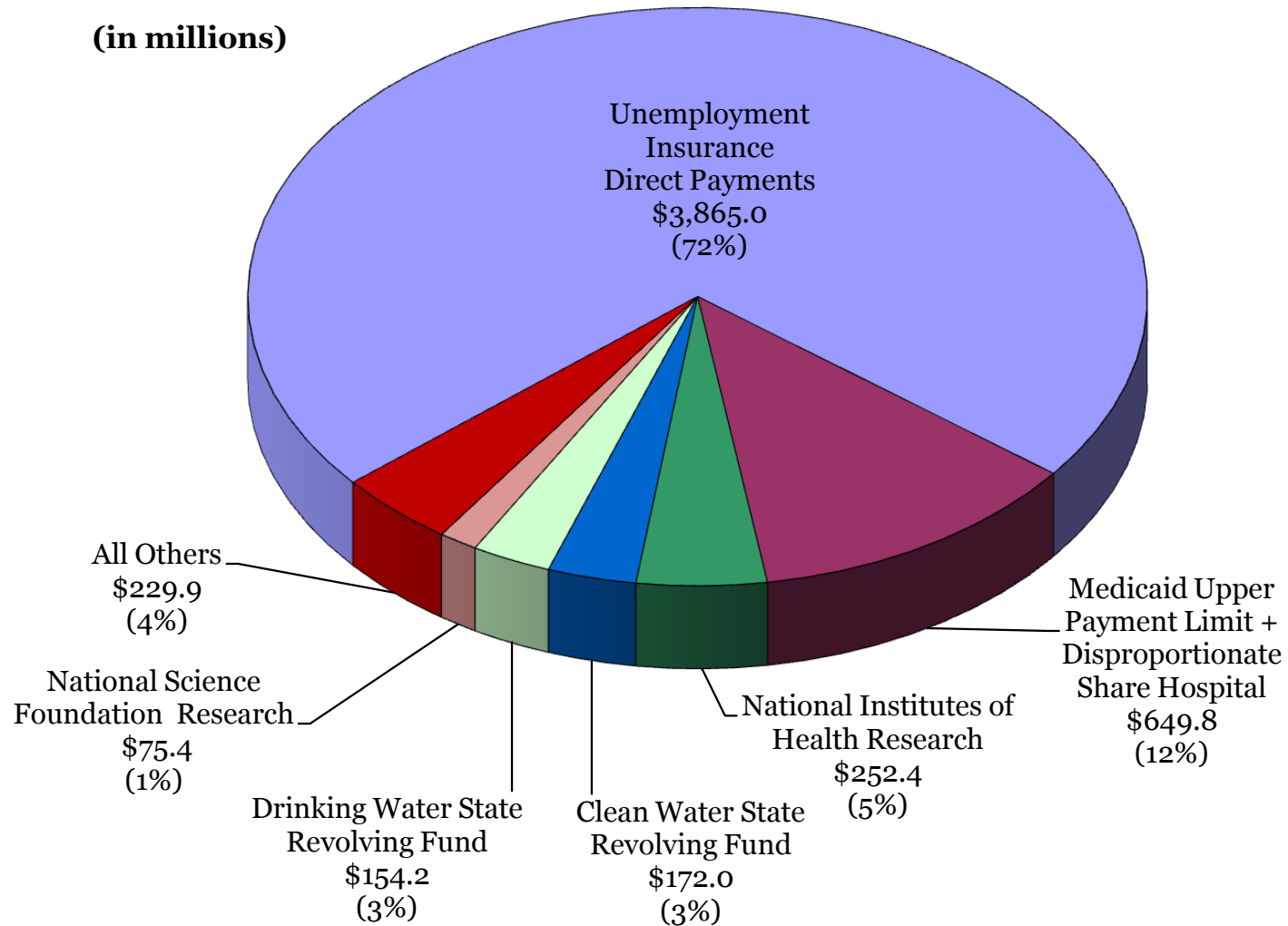
Agency	Program	Reported Amount as of December 31, 2010
Angelo State University	Federal Work-Study Program	\$49,056
Tarleton State University	Federal Work-Study Program	\$47,584
Texas A&M University System Health Science Center	Employee Benefits Security Administration	\$45,830
Texas Tech University	Head Start	\$42,065
West Texas A&M University	Employee Benefits Security Administration	\$41,323
Texas State Technical College - Waco	Federal Work-Study Program	\$40,299
University of North Texas Health Science Center at Fort Worth	Scholarships for Disadvantaged Students	\$39,233
Texas A&M University - Commerce	Employee Benefits Security Administration	\$38,157
Sul Ross State University	Federal Work-Study Program	\$37,955
Texas Engineering Extension Service	Employee Benefits Security Administration	\$32,595
Texas State University - San Marcos	Scholarships for Disadvantaged Students	\$31,184
University of Houston - Clear Lake	Federal Work-Study Program	\$27,147
Texas Engineering Experiment Station	Employee Benefits Security Administration	\$27,021
The University of Texas at Tyler	Federal Work-Study Program	\$26,196
Paris Junior College	Federal Work-Study Program	\$25,391
Lamar State College - Port Arthur	Federal Work-Study Program	\$23,108
University of Houston - Victoria	Nurse Faculty Loan Program	\$22,621
Tarleton State University	Employee Benefits Security Administration	\$21,193
The University of Texas at Austin	Scholarships for Disadvantaged Students	\$19,248
Lamar University	Scholarships for Disadvantaged Students	\$18,755
Texas A&M University	Scholarships for Disadvantaged Students	\$15,082
Texas AgriLife Extension Service	Employee Benefits Security Administration	\$14,975
Lamar State College - Orange	Federal Work-Study Program	\$13,971
Texas A&M University at Galveston	Employee Benefits Security Administration	\$10,571
The University of Texas at El Paso	Nurse Faculty Loan Program	\$9,543
Texas A&M University - Kingsville	Employee Benefits Security Administration	\$4,673
	TOTAL	\$5,398,631,647

Source: Legislative Budget Board.

Notes: Awards "Outside the State Budget" are typically excluded from the General Appropriations Act.

ARRA Awards Outside the State Budget Total = \$5,398.6 Million

(in millions)

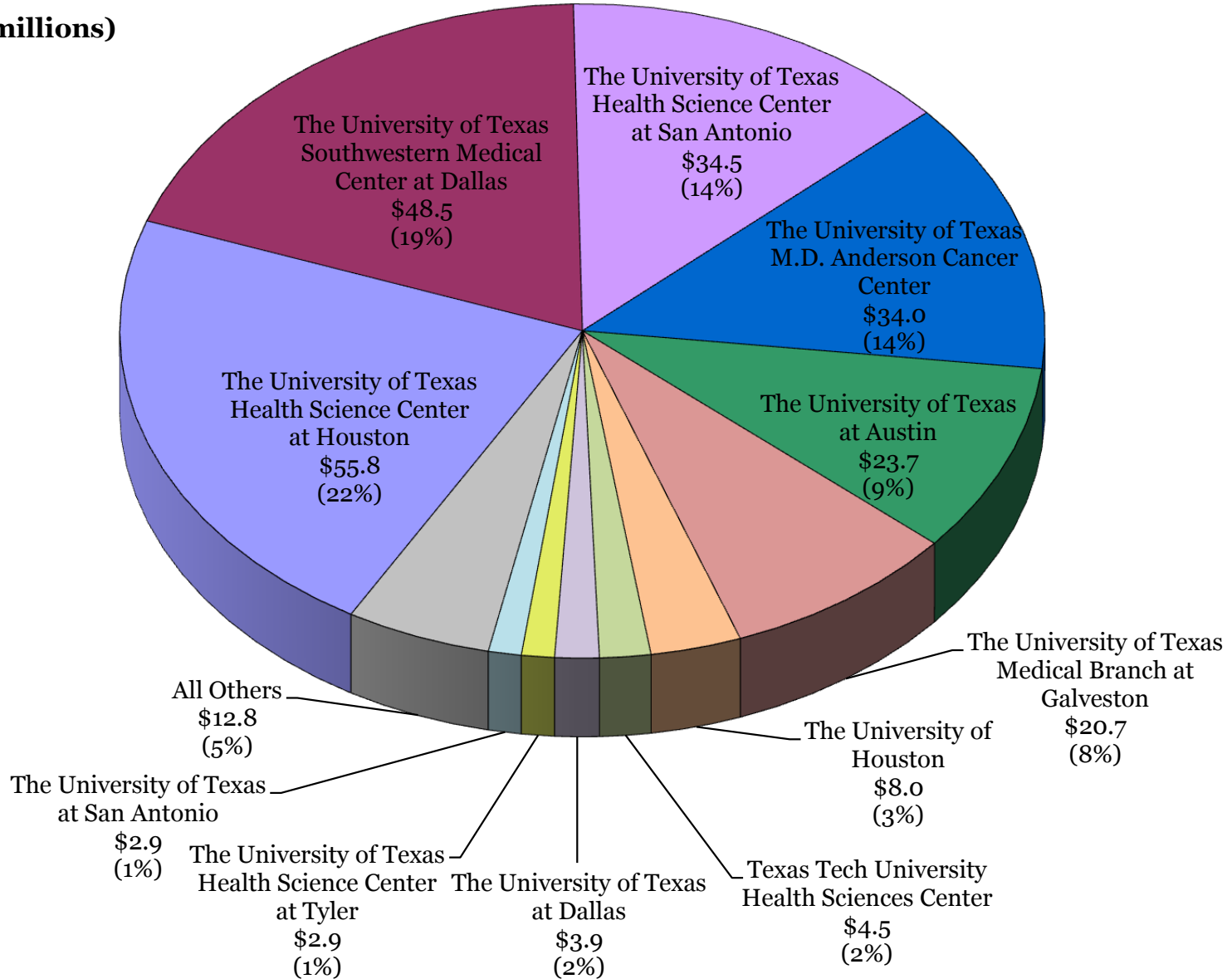


Source: Legislative Budget Board.

Notes: Awards "Outside the State Budget" are typically excluded from the General Appropriations Act. Chart total greater than actual total due to rounding.

**National Institutes of Health Awards
by Institution of Higher Education
Total = \$252.4 Million**

(in millions)



Source: Legislative Budget Board.

Note: Chart total less than actual due to rounding.

ARRA Awards Expended by Agency

State Agency	Total Projects	Total Project Amount	Total Obligated Amount	Total Expended Amount (through December 31, 2010)	Percent Expended
>\$1 billion					
Health and Human Services Commission	6	\$5,658,950,231	\$0	\$5,508,099,087	97%
Texas Education Agency	8	\$5,538,129,415	\$2,409,433,905	\$3,127,803,071	56%
Texas Department of Transportation	540	\$2,309,134,575	\$1,036,770,237	\$1,272,364,336	55%
Texas Department of Housing and Community Affairs	5	\$1,159,043,273	\$618,365,215	\$534,145,072	46%
\$100 million - \$1 billion					
Texas Higher Education Coordinating Board ¹	216	\$723,165,683	\$33,920,363	\$633,668,169	88%
Office of the Attorney General	4	\$289,748,131	\$125,367	\$252,865,161	87%
Texas Workforce Commission	12	\$479,495,605	\$100,368,211	\$339,865,469	71%
Trusted Programs Within the Office of the Governor	3	\$101,447,527	\$32,938,301	\$68,509,226	68%
Fiscal Programs - Comptroller of Public Accounts	4	\$290,193,168	\$163,421,178	\$30,337,304	10%
\$10 million - \$100 million					
Texas Department of Agriculture	4	\$27,893,915	\$2,376,840	\$25,458,911	91%
Department of Family and Protective Services	6	\$60,205,068	\$6,114,791	\$54,090,277	90%
Department of Assistive and Rehabilitative Services	6	\$92,608,230	\$7,528,536	\$66,217,153	72%
Texas Commission on Environmental Quality	3	\$14,318,700	\$4,312,470	\$9,034,316	63%
Texas Department of Rural Affairs	1	\$19,473,698	\$3,468,246	\$10,222,615	52%
Texas Water Development Board	2	\$13,591,116	\$8,582,888	\$5,008,227	37%
Department of State Health Services	12	\$29,773,944	\$9,735,446	\$5,092,671	17%
Railroad Commission	2	\$13,014,774	\$7,715,085	\$2,203,440	17%

State Agency	Total Projects	Total Project Amount	Total Obligated Amount	Total Expended Amount (through December 31, 2010)	Percent Expended
Public Finance Authority	1	\$56,533,873	\$52,529,491	\$4,004,382	7%
<\$10 million					
Texas Parks and Wildlife Department	2	\$576,132	\$0	\$576,132	100%
Commission on the Arts	1	\$427,300	\$0	\$410,866	96%
Department of Aging and Disability Services	3	\$6,987,462	\$890,001	\$6,097,461	87%
General Land Office and Veterans' Land Board	1	\$5,148,369	\$1,300,821	\$3,847,548	75%
Adjutant General's Department	20	\$4,901,000	\$1,931,871	\$2,969,129	61%
Texas Department of Criminal Justice	1	\$4,946,732	\$3,847,163	\$1,099,569	22%
Public Utility Commission of Texas	1	\$1,370,056	\$0	\$236,761	17%
Libraries and Archives Commission	1	\$7,955,941	\$2,564,185	\$0	0%
TOTAL	865	\$16,909,033,918	\$4,508,240,611	\$11,964,226,353	71%

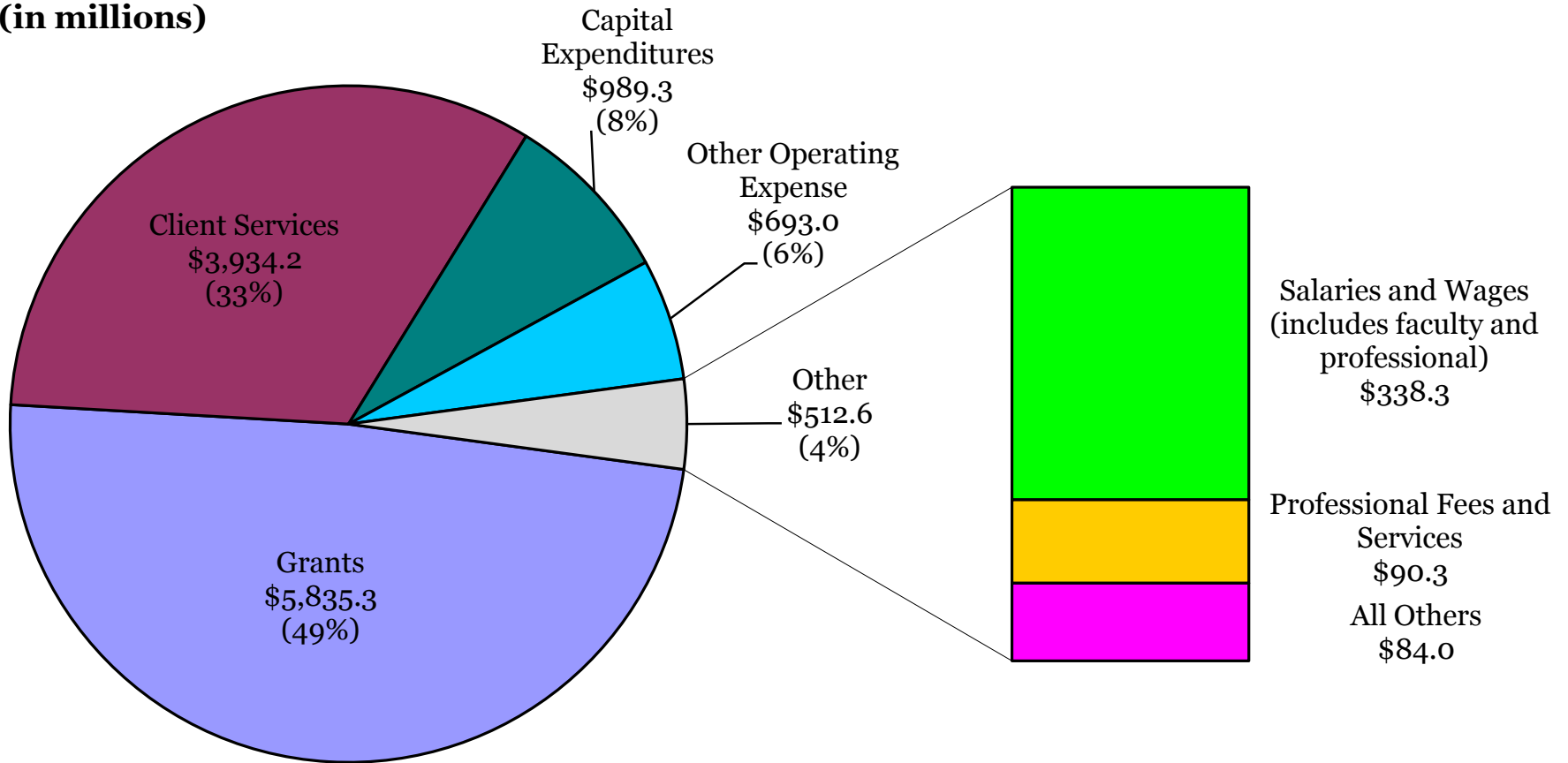
Source: Legislative Budget Board.

Notes: Chart includes awards typically included in the General Appropriations Act.

1) Total projects, obligated, and expenditure amounts for the Texas Higher Education Coordinating Board include data reported by sub-recipients.

ARRA Awards Expended by Objects of Expense
Total = \$11,964.2 Million

(in millions)



Source: Legislative Budget Board.

Notes: Chart includes expenditures for awards typically included in the General Appropriations Act. Chart total greater than actual total due to rounding.

**Jobs Created or Retained by ARRA Awards in State Budget
2011 Federal Fiscal Year - 1st Quarter¹**

State Agency	Total Jobs Created/ Retained ²	State of Texas Jobs Created/Retained <i>(state jobs are a subset of total)</i>
Texas Education Agency	37,949.3	0.0
Texas Department of Transportation	4,129.2	0.0
Texas Higher Education Coordinating Board	1,578.3	1,578.3
Texas Department of Housing and Community Affairs ³	1,186.1	34.9
Trusted Programs Within the Office of the Governor	451.8	8.6
Texas Workforce Commission	337.0	0.7
Texas Department of Rural Affairs	102.2	0.0
Department of Assistive and Rehabilitative Services	47.2	0.0
Department of State Health Services	45.6	8.4
Fiscal Programs - Comptroller of Public Accounts	32.2	14.1
Department of Criminal Justice	27.1	2.6
Texas Parks and Wildlife Department	23.0	0.0
General Land Office and Veterans' Land Board	19.9	0.0
Texas Water Development Board	18.5	18.5
Texas Commission on Environmental Quality	16.0	2.3
Public Utility Commission of Texas	9.0	9.0
School for the Deaf	7.4	7.4
Railroad Commission	6.0	6.0
Office of the Attorney General	5.7	3.0
School for the Blind and Visually Impaired	3.0	3.0
Health and Human Services Commission	2.3	0.0
Texas State Libraries and Archives Commission	0.3	0.0
TOTAL	45,997.1	1,696.8

Source: Legislative Budget Board (based upon agency self-reported data).

Notes: 1) Job figures are for the 2011 federal fiscal year-1st quarter only and are not cumulative.

2) Per revised federal guidance, jobs are not differentiated as created or retained.

3) Texas Department of Housing and Community Affairs total does not include 9,351 jobs reported for the Housing Tax Credit Exchange Program as they are sub-recipients' cumulative projections and estimates, not quarterly figures. Unlike other programs, this program is not subject to the Office of Management and Budget jobs reporting guidance.

ARRA Funds Transferred Between State Agencies

State Agency - Receiving Funds	State Agency - Distributing Funds	Total Projects	Recipient's Project Amount	Obligated Amount	Expended Amount (through December 31, 2010)	Percent Expended
Department of Aging and Disability Services	Health and Human Services Commission	1	\$1,829,105,813	\$368,620,885	\$1,460,484,928	80%
Texas Education Agency	Texas Higher Education Coordinating Board	1	\$363,692,500	\$1,273,877	\$362,418,620	100%
Texas Workforce Commission	Health and Human Services Commission	1	\$100,912,817	\$43,369,511	\$50,227,851	50%
Department of Family and Protective Services	Health and Human Services Commission	1	\$47,982,709	\$0	\$47,982,709	100%
	Texas Workforce Commission	1	\$16,388,233	\$2,445,776	\$13,942,457	85%
Department of State Health Services	Health and Human Services Commission	2	\$37,928,847	\$0	\$37,928,847	100%
	Texas Higher Education Coordinating Board	1	\$2,500,000	\$0	\$1,581,827	63%
Department of Public Safety	Trusted Programs Within the Office of the Governor	4	\$27,163,059	\$9,594,523	\$17,568,536	65%
The University of Texas Health Science Center at Houston	Texas Higher Education Coordinating Board	4	\$24,173,646	\$6,093,603	\$17,770,923	74%
The University of Texas Health Science Center at San Antonio	Texas Higher Education Coordinating Board	3	\$19,224,332	\$0	\$15,062,991	78%
The University of Texas at Dallas	Texas Higher Education Coordinating Board	6	\$16,798,200	\$0	\$12,074,587	72%
The University of Texas Southwestern Medical Center at Dallas	Texas Higher Education Coordinating Board	2	\$16,614,303	\$755,246	\$12,178,160	73%
Department of Assistive and Rehabilitative Services	Health and Human Services Commission	1	\$16,447,814	\$0	\$16,447,814	100%
Texas A&M University	Texas Higher Education Coordinating Board	3	\$15,174,766	\$0	\$12,752,589	84%
Texas A&M University System Health Science Center	Texas Higher Education Coordinating Board	3	\$15,014,609	\$2,542,631	\$11,938,827	80%
The University of Texas at Austin	Texas Higher Education Coordinating Board	4	\$14,805,590	\$71,957	\$13,121,962	89%
University of North Texas	Texas Higher Education Coordinating Board	5	\$14,263,190	\$0	\$12,419,965	87%
Texas Commission on Environmental Quality	Texas Higher Education Coordinating Board	1	\$13,165,683	\$3,563,816	\$9,101,688	69%
Texas Tech University	Texas Higher Education Coordinating Board	4	\$12,537,912	\$0	\$9,990,387	80%
University of Houston	Texas Higher Education Coordinating Board	5	\$12,461,337	\$0	\$9,152,510	73%
The University of Texas at San Antonio	Texas Higher Education Coordinating Board	5	\$11,309,556	\$963,948	\$8,338,915	74%
Texas Tech University Health Sciences Center	Texas Higher Education Coordinating Board	2	\$11,075,479	\$1,183,841	\$8,930,323	81%
Texas State University - San Marcos	Texas Higher Education Coordinating Board	4	\$9,857,797	\$0	\$9,341,911	95%
The University of Texas at El Paso	Texas Higher Education Coordinating Board	3	\$8,065,980	\$0	\$8,065,980	100%
Sam Houston State University	Texas Higher Education Coordinating Board	1	\$7,865,515	\$390,842	\$7,059,508	90%
Trusted Programs Within the Office of the Governor	Texas Higher Education Coordinating Board	2	\$7,737,381	\$7,377,915	\$359,466	5%
The University of Texas at Arlington	Texas Higher Education Coordinating Board	3	\$7,642,375	\$0	\$6,706,251	88%
The University of Texas Medical Branch at Galveston	Texas Higher Education Coordinating Board	1	\$6,745,161	\$0	\$6,745,161	100%
Lamar University	Texas Higher Education Coordinating Board	4	\$6,473,133	\$300,739	\$3,052,360	47%
Texas A&M University-Texarkana	Texas Higher Education Coordinating Board	3	\$6,423,261	\$1,570,827	\$3,387,284	53%

State Agency - Receiving Funds	State Agency - Distributing Funds	Total Projects	Recipient's Project Amount	Obligated Amount	Expended Amount (through December 31, 2010)	Percent Expended
Texas Women's University	Texas Higher Education Coordinating Board	3	\$5,568,396	\$243,130	\$4,150,226	75%
University of North Texas System Administration	Texas Higher Education Coordinating Board	1	\$5,000,000	\$0	\$2,121,608	42%
Texas Parks and Wildlife Department	Fiscal Programs-Comptroller of Public Accounts	5	\$3,954,416	\$39,834	\$532,850	13%
	Trusted Programs Within the Office of the Governor	1	\$487,741	\$0	\$487,741	100%
Comptroller of Public Accounts	Texas Higher Education Coordinating Board	1	\$4,432,619	\$30,456	\$3,739,509	84%
The University of Texas - Pan American	Texas Higher Education Coordinating Board	2	\$4,015,570	\$0	\$4,015,570	100%
Texas Engineering Experiment Station	Texas Higher Education Coordinating Board	1	\$4,000,000	\$2,183,026	\$1,518,288	38%
Railroad Commission	Fiscal Programs-Comptroller of Public Accounts	2	\$3,802,369	\$1,109,944	\$226,959	6%
Texas A&M University-Commerce	Texas Higher Education Coordinating Board	3	\$3,723,314	\$466,604	\$2,499,678	67%
University of Houston-Downtown	Texas Higher Education Coordinating Board	4	\$3,555,014	\$0	\$3,555,014	100%
University of North Texas Health Science Center at Fort Worth	Texas Higher Education Coordinating Board	2	\$3,438,054	\$0	\$2,960,719	86%
Texas A&M University - Corpus Christi	Texas Higher Education Coordinating Board	3	\$3,314,703	\$415,204	\$2,251,583	68%
Angelo State University	Texas Higher Education Coordinating Board	3	\$3,212,767	\$198,737	\$2,131,808	66%
Tarleton State University	Texas Higher Education Coordinating Board	4	\$3,124,153	\$0	\$2,338,231	75%
Stephen F. Austin State University	Texas Higher Education Coordinating Board	3	\$2,687,825	\$92,726	\$2,595,099	97%
West Texas A&M University	Texas Higher Education Coordinating Board	3	\$2,613,091	\$634,843	\$1,978,244	76%
The University of Texas at Tyler	Texas Higher Education Coordinating Board	3	\$2,494,999	\$0	\$2,056,382	82%
Texas Southern University	Texas Higher Education Coordinating Board	1	\$2,398,016	\$0	\$2,398,016	100%
University of Houston-Clear Lake	Texas Higher Education Coordinating Board	3	\$2,121,605	\$171,756	\$1,463,551	69%
Texas A&M University - Kingsville	Texas Higher Education Coordinating Board	7	\$2,092,055	\$263,526	\$1,828,529	87%
Texas Department of Criminal Justice	Trusted Programs Within the Office of the Governor	2	\$2,048,958	\$811,414	\$156,928	8%
The University of Texas at Brownsville	Texas Higher Education Coordinating Board	3	\$1,961,526	\$0	\$1,540,013	79%
Prairie View A&M University	Texas Higher Education Coordinating Board	3	\$1,822,180	\$0	\$1,560,663	86%
Midwestern State University	Texas Higher Education Coordinating Board	4	\$1,734,305	\$0	\$1,126,669	65%
Public Utility Commission of Texas	Fiscal Programs-Comptroller of Public Accounts	1	\$1,697,458	\$93,566	\$354,610	21%
Dallas County Community College	Texas Higher Education Coordinating Board	1	\$1,612,555	\$771,313	\$841,242	52%
Texas A&M International University	Texas Higher Education Coordinating Board	2	\$1,254,180	\$0	\$739,043	59%
Alamo Community College	Texas Higher Education Coordinating Board	1	\$1,187,014	\$0	\$1,187,014	100%
Houston Community College	Texas Higher Education Coordinating Board	1	\$1,157,442	\$0	\$1,157,433	100%
Texas State Technical College - Waco	Texas Higher Education Coordinating Board	1	\$1,157,191	\$0	\$1,157,191	100%
Juvenile Probation Commission	Department of Family and Protective Services	1	\$1,021,951	\$0	\$1,021,951	100%

State Agency - Receiving Funds	State Agency - Distributing Funds	Total Projects	Recipient's Project Amount	Obligated Amount	Expended Amount (through December 31, 2010)	Percent Expended
Lone Star College System	Texas Higher Education Coordinating Board	1	\$1,013,928	\$0	\$1,013,928	100%
University of Houston-Victoria	Texas Higher Education Coordinating Board	2	\$1,010,460	\$0	\$920,211	91%
Commission on the Arts	Texas Higher Education Coordinating Board	1	\$1,000,000	\$277,404	\$722,596	72%
Historical Commission	Texas Higher Education Coordinating Board	1	\$1,000,000	\$415,194	\$415,194	42%
Department of Agriculture	Texas Higher Education Coordinating Board	1	\$1,000,000	\$0	\$1,000,000	100%
The University of Texas of the Permian Basin	Texas Higher Education Coordinating Board	2	\$944,901	\$476,767	\$426,126	45%
Temple Junior College	Texas Higher Education Coordinating Board	2	\$941,172	\$187,947	\$324,117	34%
Tarrant County College	Texas Higher Education Coordinating Board	1	\$871,661	\$0	\$871,661	100%
Texas State Technical College - Harlingen	Texas Higher Education Coordinating Board	1	\$850,530	\$0	\$850,530	100%
Lamar State College-Port Arthur	Texas Higher Education Coordinating Board	1	\$785,470	\$283,116	\$502,354	64%
School for the Deaf	Texas Workforce Commission	1	\$600,000	\$0	\$318,958	53%
	Texas Education Agency	4	\$177,793	\$0	\$124,604	70%
Austin Community College	Texas Higher Education Coordinating Board	1	\$765,654	\$0	\$765,652	100%
Youth Commission	Texas Education Agency	1	\$437,905	\$0	\$0	0%
	Trusted Programs Within the Office of the Governor	1	\$273,290	\$0	\$1,528	1%
	Department of Family and Protective Services	1	\$248,141	\$0	\$248,141	100%
San Jacinto College	Texas Higher Education Coordinating Board	1	\$639,853	\$1	\$639,852	100%
The University of Texas M.D. Anderson Cancer Center	Texas Higher Education Coordinating Board	2	\$634,206	\$0	\$634,206	100%
Coastal Bend College	Texas Higher Education Coordinating Board	2	\$610,953	\$100,387	\$427,577	70%
Texas Alcoholic Beverage Commission	Trusted Programs Within the Office of the Governor	1	\$597,685	\$0	\$597,609	100%
Vernon College	Texas Higher Education Coordinating Board	2	\$590,811	\$0	\$534,727	91%
Sul Ross State University	Texas Higher Education Coordinating Board	3	\$571,322	\$0	\$469,619	82%
El Paso Community College	Texas Higher Education Coordinating Board	1	\$553,718	\$0	\$553,718	100%
Collin County Community College	Texas Higher Education Coordinating Board	1	\$523,855	\$0	\$523,855	100%
South Texas College	Texas Higher Education Coordinating Board	1	\$497,575	\$0	\$497,575	100%
Blinn Junior College	Texas Higher Education Coordinating Board	2	\$484,254	\$0	\$484,254	100%
Texas A&M University at Galveston	Texas Higher Education Coordinating Board	3	\$456,334	\$0	\$390,125	85%
School for the Blind and Visually Impaired	Texas Workforce Commission	1	\$400,000	\$51,090	\$253,252	63%
	Texas Education Agency	2	\$40,536	\$11,476	\$21,355	53%
	Department of Agriculture	1	\$7,488	\$7,488	\$0	0%
Texas State Technical College - West Texas	Texas Higher Education Coordinating Board	1	\$419,578	\$315,583	\$103,995	25%

State Agency - Receiving Funds	State Agency - Distributing Funds	Total Projects	Recipient's Project Amount	Obligated Amount	Expended Amount (through December 31, 2010)	Percent Expended
Lamar Institute of Technology	Texas Higher Education Coordinating Board	1	\$400,196	\$0	\$400,196	100%
Central Texas College	Texas Higher Education Coordinating Board	1	\$348,579	\$0	\$348,579	100%
Del Mar College	Texas Higher Education Coordinating Board	1	\$305,909	\$0	\$305,909	100%
Tyler Junior College	Texas Higher Education Coordinating Board	1	\$298,795	\$0	\$298,795	100%
Amarillo College	Texas Higher Education Coordinating Board	1	\$273,269	\$0	\$273,269	100%
Navarro College	Texas Higher Education Coordinating Board	1	\$249,439	\$249,439	\$0	0%
South Plains College	Texas Higher Education Coordinating Board	1	\$248,645	\$0	\$248,645	100%
McLennan Community College	Texas Higher Education Coordinating Board	1	\$231,821	\$0	\$231,821	100%
Lamar State College-Orange	Texas Higher Education Coordinating Board	1	\$229,063	\$20,062	\$209,001	91%
Texas Southmost College	Texas Higher Education Coordinating Board	1	\$212,439	\$0	\$212,439	100%
Kilgore College	Texas Higher Education Coordinating Board	1	\$206,841	\$0	\$206,841	100%
Sul Ross State University Rio Grande College	Texas Higher Education Coordinating Board	3	\$202,539	\$0	\$202,539	100%
Laredo Community College	Texas Higher Education Coordinating Board	1	\$196,917	\$0	\$196,873	100%
Trinity Valley Community College	Texas Higher Education Coordinating Board	1	\$196,445	\$0	\$196,445	100%
North Central Texas College	Texas Higher Education Coordinating Board	2	\$172,947	\$0	\$172,947	100%
Lee College	Texas Higher Education Coordinating Board	1	\$169,241	\$0	\$169,241	100%
Midland College	Texas Higher Education Coordinating Board	1	\$157,691	\$0	\$157,691	100%
Texarkana College	Texas Higher Education Coordinating Board	1	\$153,065	\$0	\$153,065	100%
Texas State Technical College - Marshall	Texas Higher Education Coordinating Board	1	\$152,123	\$0	\$152,123	100%
Paris Junior College	Texas Higher Education Coordinating Board	1	\$143,684	\$0	\$143,684	100%
Wharton County Junior College	Texas Higher Education Coordinating Board	1	\$139,953	\$0	\$139,953	100%
Howard College	Texas Higher Education Coordinating Board	1	\$136,200	\$0	\$136,150	100%
Alvin Community College	Texas Higher Education Coordinating Board	1	\$131,324	\$0	\$131,324	100%
Angelina College	Texas Higher Education Coordinating Board	1	\$129,231	\$0	\$129,229	100%
Weatherford College	Texas Higher Education Coordinating Board	1	\$128,419	\$0	\$128,419	100%
Odessa College	Texas Higher Education Coordinating Board	1	\$126,939	\$0	\$126,939	100%
Grayson County Junior College	Texas Higher Education Coordinating Board	1	\$122,440	\$0	\$122,440	100%
Southwest Texas Junior College	Texas Higher Education Coordinating Board	1	\$121,726	\$0	\$121,726	100%
Health and Human Services Commission	Department of State Health Services	1	\$120,000	\$0	\$0	0%
Hill College	Texas Higher Education Coordinating Board	1	\$113,639	\$23,777	\$88,989	78%
Victoria College	Texas Higher Education Coordinating Board	1	\$107,937	\$4,369	\$103,568	96%

State Agency - Receiving Funds	State Agency - Distributing Funds	Total Projects	Recipient's Project Amount	Obligated Amount	Expended Amount (through December 31, 2010)	Percent Expended
College of the Mainland	Texas Higher Education Coordinating Board	1	\$99,579	\$0	\$99,579	100%
Cisco Junior College	Texas Higher Education Coordinating Board	1	\$92,769	\$0	\$92,769	100%
Brazosport College	Texas Higher Education Coordinating Board	1	\$83,325	\$0	\$83,325	100%
The University of Texas Health Science Center at Tyler	Texas Higher Education Coordinating Board	1	\$80,210	\$0	\$0	0%
Northeast Texas Community College	Texas Higher Education Coordinating Board	7	\$69,565	\$0	\$68,263	98%
Western Texas College	Texas Higher Education Coordinating Board	1	\$65,408	\$0	\$65,408	100%
Panola Junior College	Texas Higher Education Coordinating Board	1	\$61,861	\$0	\$61,861	100%
Galveston College	Texas Higher Education Coordinating Board	1	\$56,500	\$0	\$56,491	100%
Frank Phillips College	Texas Higher Education Coordinating Board	1	\$40,675	\$0	\$40,675	100%
Clarendon College	Texas Higher Education Coordinating Board	1	\$36,583	\$0	\$36,583	100%
Ranger Junior College	Texas Higher Education Coordinating Board	1	\$24,739	\$5,754	\$18,985	77%
	TOTAL	253	\$2,807,830,208	\$460,075,870	\$2,282,597,797	81%

Source: Legislative Budget Board.