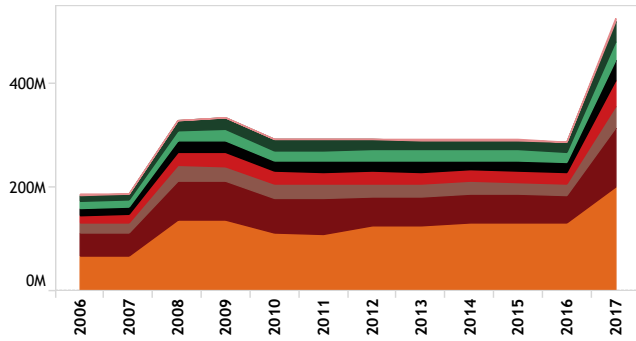
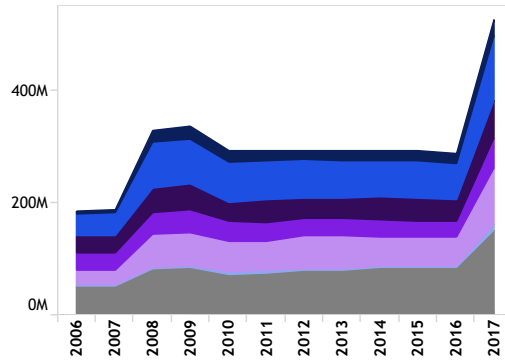


TUITION REVENUE BOND (TRB) DEBT SERVICE BY UNIVERSITY SYSTEM BY FISCAL YEAR-- All, All



TRB DEBT SERVICE BY THECB PEER GROUP--All, All



Hover for Additional Information



INSTITUTION TYPE
All

INSTITUTION TYPE LEGEND
 System Office
 Health-Related Institution
 GAls and TSTCs

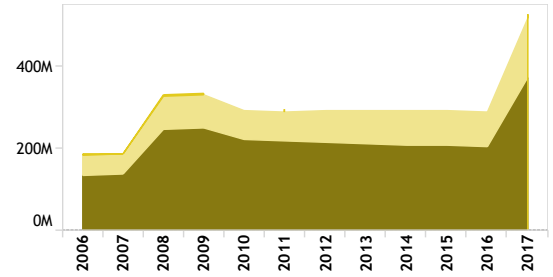
SYSTEM
All

SYSTEM TYPE LEGEND
 TSTC System
 UNT System
 Independent
 TX State System
 UH System
 Texas Tech System
 Texas A&M System
 UT System

THECB PEER GROUP
All

THECB PEER TYPE LEGEND
 Research
 Emerging Research
 Doctoral
 Comprehensive
 Master's
 Two-Year Lamars & TSTC
 Health Related Institution
 System Office

TRB DEBT SERVICE BY INSTITUTION TYPE--All, All



	2006	2007	2008	2009	2010	2011	2012	2013	2014	2015	2016	2017
The University of Texas System Administration												
The University of Texas at Arlington	3,838,924	3,846,179	9,752,918	9,749,183	8,374,059	7,195,000	7,420,453	7,417,593	7,414,352	7,415,275	7,420,188	12,828,287
The University of Texas at Austin	5,972,031	5,967,849	14,860,261	14,860,801	13,974,096	13,378,397	13,879,564	13,874,339	13,878,522	13,878,929	13,874,482	19,678,585
The University of Texas at Dallas	3,131,804	3,130,844	3,995,206	4,003,226	3,417,582	3,263,785	3,343,800	3,343,928	3,344,654	3,341,238	3,338,175	8,757,062
The University of Texas at El Paso	2,589,465	2,588,203	9,206,594	9,208,794	6,459,862	5,306,822	7,295,203	7,296,380	7,291,305	7,292,923	7,294,750	12,707,849
The University of Texas - Pan American	4,322,613	4,319,701	7,610,182	7,596,732	3,809,955	7,242,268	7,217,824	7,218,417				
The University of Texas at Brownsville	3,983,591	3,991,658	6,541,992	6,539,607	5,898,224	5,555,689	5,624,359	5,626,041				

Prepared by the Texas Legislative Budget Board-Applied Research and Performance Audit Team
 Source: Legislative Budget Board
 PPM#: 1639. Last Updated: 10/5/15